

STANCOR DC PRODUCTS

Type 124 solenoid

FEATURES

- Double-make or double-break contacts
- Steel enclosure
- Offers high and low current capabilities
- Isolated or grounded coils

ENGINEERING DATA

Contacts

- Pole form—SPNO, SPNC and SPDT
- Material—silver alloy
- Termination— $\frac{5}{16}$ "-24 UNF-2A thread

Volts DC	RATINGS			
	NO		NC	
	Cont.	Inrush	Cont.	Inrush
6	100A	400 A	50A	200 A
12	100 A	400 A	50 A	200 A
24 & 36	100 A	400 A	50 A	100 A

Coils

- Voltage—6 VDC through 48 VDC
- Termination—#10-32 UNF-2A thread
- Power (approximate)
Continuous 12 watts
Intermittent 24 watts
- Connections
 1. Coil isolated (two terminals)
 2. One coil lead grounded to case (one terminal)
- Operate (77°F/25°C)
75% of nominal coil voltage
110% max. safe of nominal coil voltage

Volts DC	COIL DATA	
	Resistance in Ohms	
	Intermittent	Continuous
6	1.7	3.3
12	6.6	13.2
15	10.2	21.0
24	26.0	53.0
36	59.0	120.0
48	105.0	213.0



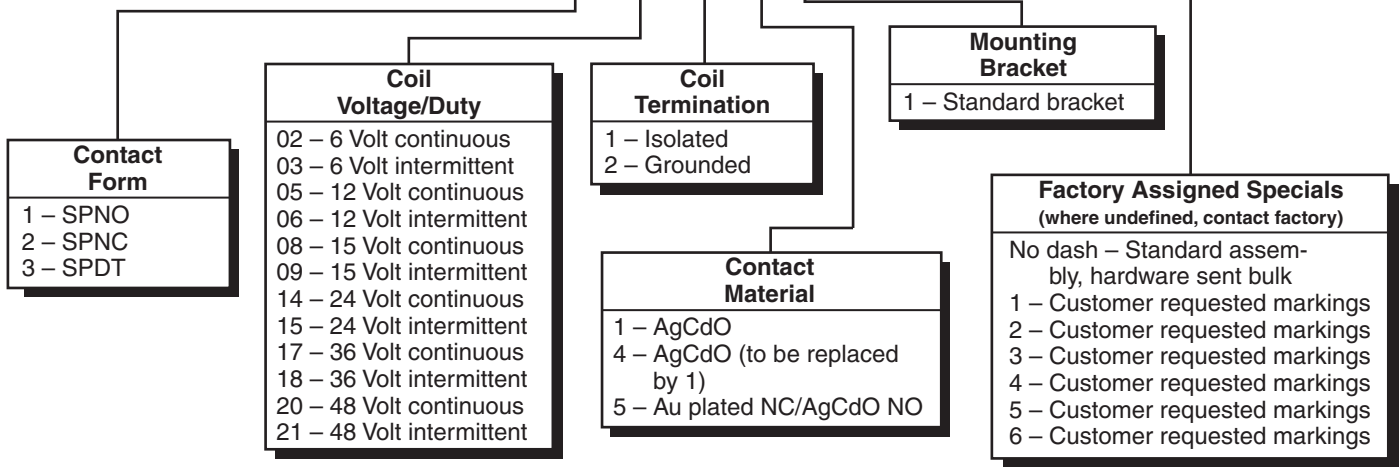
GENERAL DATA

- Dielectric Strength
 - 500 Volts
- Temperature Range
 - -40°F/-40°C to 149°F/65°C
- Mechanical Life (no load)
 - 100,000 operations
- Electrical Life (rated load)
 - 50,000 operations
- Mounting Position
 - Recommended mounting is vertical plane with coil terminals up
- Weight (approximate)
 - SPNO—16.0 oz.
 - SPDT—19.0 oz.
- Duty Cycle
 - Continuous
 - Intermittent—10 seconds “on” maximum and minimum 60 seconds “off”
One minute “on” maximum and minimum 6 minutes “off”
- Hardware Torque Specification
 - Contact Terminal: 60 inch-lbs. max.
 - Coil Terminal: 12-18 inch-lbs.

TYPE 124 PART NUMBERING SYSTEM

124 - X XX X X X - X

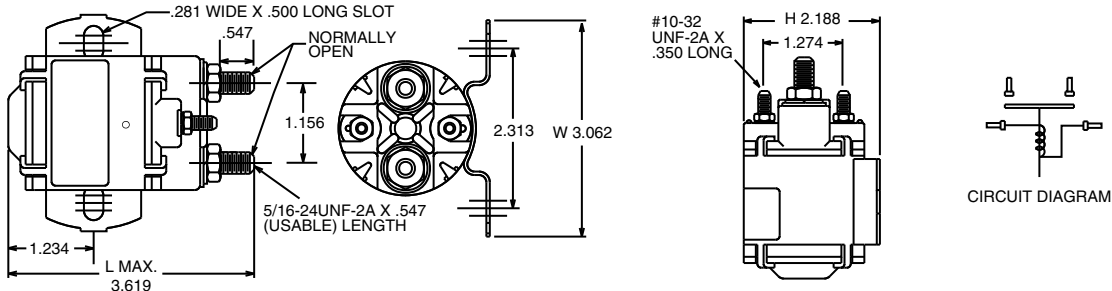
Basic Part Number Series



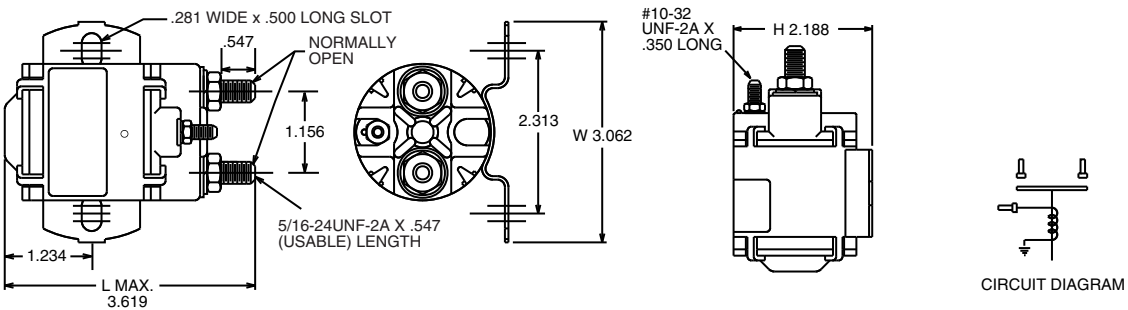
APPLICATION NOTES

- Not all part number combinations are available. Please contact your Sales Representative for available part numbers.
- Solenoids applied in battery charging circuits should be protected from higher than rated voltage during charging. The service life may be affected by this condition and the solenoid may or may not operate the circuit as intended.
- Circuits should be designed to provide safe operation should the solenoid fail in either the open or closed position.
- A back-up wrench must be used to hold the bottom nut stationary during installation.

SPNO - Isolated Coil



Coil Grounded to Case



SPDT - Isolated Coil

