



AIRCRAFT COMPANY

PAWNEE DIVISION

Wichita, Kansas

**Cessna 172 Parts Catalog
Model Years 1975-1976**

User Friendly CDs

**WHERE THIS CATALOG REFERS TO A
SPECIFIC MODEL IT IS NOTED AS FOLLOWS;
'172' FOR THE 172 & SKYHAWK MODELS
'F172' FOR THE FRENCH MANUFACTURED 172**

**THIS CATALOG SUPERSEDES THE 172 & F172
PARTS CATALOG DATED: 1 JULY 1974.**

≡ ≡ ≡ ≡ ≡ **15 JUNE 1975** ≡ ≡ ≡ ≡ ≡

<http://www.ioffer.com/selling/userfriendlycds>

P531-12-RAND-1600-2/76

<http://stores.ebay.com/UserFriendlyCDs>

LIST OF EFFECTIVE PAGES

Dates of issue for original and changed pages are:

Original . . . 0 . . . 15 June 1975

TOTAL NUMBER OF PAGES IN THIS PUBLICATION IS 302 CONSISTING OF THE FOLLOWING:

Page No.	Change No.	Page No.	Change No.
Title *	0	150 thru 174	0
A *	0	175 blank	0
i thru iv	0	176 thru 192	0
iva	0	193 blank	0
ivb blank	0	194	0
v thru x	0	195	0
xa	0	195A	0
xb blank	0	195B	0
xi thru xxi	0	196 thru 204	0
xxii blank	0	205 blank	0
1 thru 20	0	206 thru 216	0
21 blank	0	217 blank	0
22 thru 31	0	218 thru 222	0
32 blank	0	223 blank	0
33 thru 46	0	224 thru 228	0
47 blank	0	229 blank	0
48 thru 64	0	230 thru 260	0
65 blank	0		
66 thru 76	0		
77 blank	0		
78 thru 92	0		
93 blank	0		
94 thru 106	0		
107 blank	0		
108 thru 118	0		
118A	0		
118B blank	0		
119 thru 127	0		
127A	0		
127B blank	0		
128 thru 137	0		
137A thru 137F	0		
138 thru 147	0		
147A	0		
147B	0		
148	0		
149 blank	0		

Upon receipt of the second and subsequent changes to this book, personnel responsible for maintaining this publication in current status should ascertain that all previous changes have been received and incorporated.

* The asterisk indicates pages changed, added, or deleted by the current change.

INTRODUCTION.

This illustrated parts catalog has been prepared to aid you in easily and quickly identifying parts of the models covered herein.

This catalog features an index system consisting of:

1. An alphabetical index located in the front of the catalog.
2. A numerical index located in the back of the catalog, which lists all parts and figures in which they appear.

STANDARD PARTS.

Many parts having standard usage have been incorporated into the Cessna Standard System. Parts in this group are designated with the part number prefix "S".

For standard hardware items such as Tinnerman nuts, clamps, etc., "AN" and "NAS" numbers have been used.

USABLE ON CODES... Serial listings in this catalog are noted by a letter code located in the usable on code column which is the extreme right hand column of the parts list page. Usable on codes are applicable only to the figure on which they appear. The code letters and the serials to which they apply are listed at the end of the figure.

If no usable on code appears opposite a first column listing of the figure, the usage is applicable to all models and serials covered by this catalog. If no usable on code appears opposite any indented listing, the usage is applicable to all models and serials covered by the figure on which it appears.

Bold face type serials appearing on certain figures are for quick reference to large blocks of airplanes.

F172 serial usage is listed together with the United States serial usage immediately following the parts listing on each individual figure where applicable.

NON-INTERCHANGEABLE PARTS... When parts are not interchangeable with earlier models, all parts applicable to the particular usage are listed. The letter code for the individual part usage is listed in the usable on column opposite each part. Care should be exercised in determining proper serial when ordering to insure receipt of correct part.

INTERCHANGEABLE PARTS... When a later design part is completely interchangeable with the part it replaces, both parts will be serialized and the notation "when exhausted use ", or the abbreviation, "WEU " will be entered following the listing of the earlier design part. This means that the earlier design part should be used on airplanes to which they apply until the supply of these parts is exhausted---after which time the later design part must be used. This is done to simplify stocking of parts by our distributors and dealers. The earlier part is as good, physically and functionally, as the later design part---the difference

being the later design part can be used on more than one block of airplane serials.

SYMBOLS & PART NUMBER TERMS.

NP - The symbol "NP" appearing in the units per assembly column denotes that the item it appears opposite is not procurable.

AR - The symbol "AR" appearing in the units per assembly column denotes "As Required" and is used to indicate bulk quantity where an indefinite amount is used.

The following is a list of abbreviations that may appear in the description nomenclature:

ALT - Alternate part	INSTL - Installation
ASSY - Assembly	LH - Left hand
BKI - Bulk item	RH - Right hand
FSO - For spares order	WEU - When exhausted use

Other key letter symbols spaced apart from and following the part nomenclature are for cataloging and manufacturing purposes only and are not to be considered by the customer.

A blank entry in the part number column appears before an unprocurable part or installation which is also denoted in the "Units Per Assembly" column by the use of the symbol NP.

GROUP ASSEMBLY PARTS LIST ARRANGEMENT.

This section lists all replaceable items in the airplane and these items are detailed on illustrations throughout the section. The index numbers on the illustration are keyed to each accompanying parts list. The purpose of the index numbers is to provide complete and positive identification of the article, but should not be used for procurement purposes.

- a. The figure and index number column of the parts list shows the figure number once at the beginning of the list. The figure number is followed by a dash and the indexed number. The remaining index numbers are preceded by dash only.
- b. The part number column identifies the item by part number.
- c. In the description column, relationship of items covered is shown by the degree of indentation of each item, for example: The wing assembly (Figure 3) is listed in column (1) of the description column. The wing structure, is the next lower assembly and is therefore listed in column (2).
- d. If two or more assemblies contain a majority of identical parts or the assemblies are left or right hand, the assemblies are listed together and the next lower assemblies or detail parts are listed as common for both assemblies, with the differing parts coded for usage on the correct major assembly.

- e. Attaching parts are listed immediately beneath the item to be attached and preceding any detail parts of the item. They are listed in the same column as the item they attach and are preceded by the caption "Attaching Parts." The end of the attaching parts listing is followed by a separating symbol ---*---
- f. The quantity listed in the "Units Per Assembly" column for attaching parts denotes the quantity necessary to attach only one part. Total quantity necessary to attach more than one part is obtained by multiplying the attaching parts quantity by the number of parts attached.
- g. Component parts of the complete airplane which are not included in any assembly, but which are used in conjunction with, or attach to certain assemblies, are listed either preceding the first detail or following the last detail of the assembly or installation, and in the same column as the major assembly or installation.
- h. The quantities listed in the "Units Per Assembly" column are the quantity used per figure.

prefers not to make C.O.D. shipments for the distributor and all billing will be made to the distributor in the case of direct shipments.

DEALER ORDERS.

Dealers will place all of their parts order requirements with their distributor. The factory will not honor orders received directly from a dealer. It will be necessary for us to forward it to the distributor for his action. Therefore, dealer orders sent direct to the distributor will result in much faster delivery on any parts that are required.

RETAIL ORDERS.

Retail orders will not be honored by the factory. They are to be placed with the dealer or distributor in the owner's territory and when received directly by the factory will be forwarded to the distributor from whose territory it was received. Considerable saving in time will result to the owner if his orders are placed with his dealer or distributor.



Cessna Aircraft Company reserves the right to cancel, add or change the parts and assemblies described in this catalog without notice.



"All aircraft, regardless of manufacturer, are certificated under model number designations. However, popular names are often used for marketing purposes. To provide a consistent method of referring to the various aircraft, model numbers will be used in this publication unless names are required to differentiate between versions of the same basic model. The following table provides a cross reference listing of popular name vs. model numbers."

NAME	MODEL YEAR	MODEL	SERIALS	
			BEGINNING	ENDING
172, SKYHAWK OR SKYHAWK II	1975	172M	17263459	17264684
SKYHAWK OR SKYHAWK II	1976	172M	17264685	
REIMS/CESSNA F172 SKYHAWK OR F172 SKYHAWK II	1975 1976	F172M F172M	F17201235 F17201385	F17201384

ACCESSORY KITS.

For accessory kit listings, refer to separate Accessory Kit Catalog.

BULK ITEMS.

Certain items such as flexible air hose, rubber mouldings and channels, windshield sealing strips etc., are noted in the catalog listings as bulk items. These listings also note the cut length of these materials for one installation. When an item is listed as a bulk item, it will be supplied to the dealer in the most convenient bulk length or quantity. Reference to the cut length or quantity per installation provides for the most satisfactory disbursement to the customer.

HOW TO ORDER.

USE YOUR CATALOG TO ORDER PARTS. Use parts and Accessories Order Form, which will be supplied by Cessna on request. Give complete information on addresses and make sure the part number and part name are as shown in the catalog. Be sure to specify quantities. Specify how the order is to be shipped, otherwise it will be sent out in the manner that seems best to the shipper.

SERIAL, COLOR, & CORROSION PROOFING.

Be sure to indicate model and serial number of the airplane. Serial number is very important to properly identify parts used on each airplane. When color is involved refer to "Upholstery & Interior Trim" section for example. If corrosion proofing is desired add the letters "CP" following the part number.

DISTRIBUTOR ORDERS.

Distributors will send all orders to the factory with instructions as to the shipping destination. The factory

FINISH & TRIM PLATE

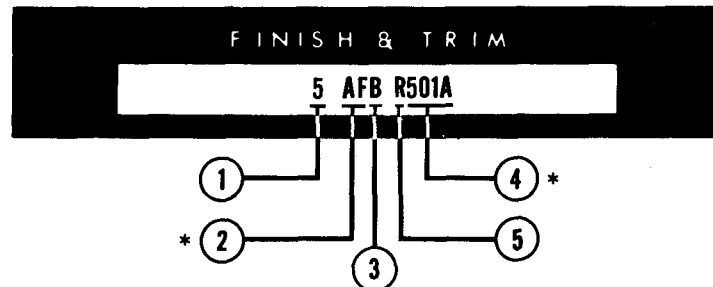
The "FINISH AND TRIM" plate is located on the left side of the airplane on the lower door jamb directly below the aircraft identification nameplate.

This plate indicates model year, interior color scheme and the exterior color combination.

Interpretation of information stamped on the Finish and Trim Plate is obtained by use of the Color Code Chart for the respective year.

Color Code Charts for yearly models appear on pages immediately following this page.

The Finish and Trim Plate is explained below. Explanatory remarks are keyed to the illustrated example.



- ① First column number indicates year.
- ② Second column letter or letters indicate interior color code of aircraft. Refer to Color Code Chart for respective year to obtain color.
- ③ The letter "B" following the interior code indicates optional black carpet.
- ④ Third column number or numbers indicate exterior trim. The basic number is found on the Color Code Chart and indicates colors and type paint used on the aircraft.
- ⑤ Standardized arctic color reversal is designated by the prefix "R" on the exterior color combination code.

* The special exterior and/or interior is denoted by the letters "SP" in lieu of the standard codes.

Interpretation of the example Finish and Trim Code 5-AFB-R501A that is obtained from 1975 Color Code Chart is:

5 = 1975 model year
 AF = Chestnut Brown Interior Scheme
 B = Black carpet (optional)
 501A = Vestal White & Flag Red exterior
 R501A = Vestal White & Flag Red exterior (color reversal)

MODELS 172 & F172

PAINT CODE CHART

MODELS 172 & F172

YEAR	INTERIOR COLOR		INTERIOR PAINT					SERIAL LISTING	EXTERIOR PAINT				
	CODE	COLOR	INTERIOR COLOR CODE						CODE	COLOR COMBINATIONS			
			AF	BF	CF	DF	GF						
1 9 5 7 5	AF	Chestnut Brown Fabric	BLACK SEMI-GLOSS (LACQUER) CES1054-156	BLACK SEMI-GLOSS (LACQUER) CES1054-156	BLACK SEMI-GLOSS (LACQUER) CES1054-156	BLACK SEMI-GLOSS (LACQUER) CES1054-156	BLACK SEMI-GLOSS (LACQUER) CES1054-156	501 501A 502 502A 503 503A 504 504A 505 505A 506 506A 516 517 518 519 520 521 522 523 524 524A 525 525A 526 526A 527 527A 528 528A 530 530A 531 531A 532 533 534 535 536 537 538 539 540 540A	VESTAL WHITE CES1054-802 (ACRYLIC)	FLAG RED CES1054-A93 (ACRYLIC)			
			DULL BLACK (LACQUER) CES1054-193	DULL BLACK (LACQUER) CES1054-193	DULL BLACK (LACQUER) CES1054-193	DULL BLACK (LACQUER) CES1054-193	DULL BLACK (LACQUER) CES1054-193		DULL BLACK (LACQUER) CES1054-193	VESTAL WHITE CES1054-802 (ACRYLIC)	SUMMER GOLD CES1054-B48 (ACRYLIC)		
	BF	Copen Blue Fabric	CLOUD GRAY (LACQUER) CES1054-531	CLOUD GRAY (LACQUER) CES1054-531	CLOUD GRAY (LACQUER) CES1054-531	CLOUD GRAY (LACQUER) CES1054-531	CLOUD GRAY (LACQUER) CES1054-531		VESTAL WHITE CES1054-802 (ACRYLIC)	TROPICAL ORANGE CES1054-774 (ACRYLIC)			
			CLOUD GRAY (VINYL) CES1054-533	CLOUD GRAY (VINYL) CES1054-533	CLOUD GRAY (VINYL) CES1054-533	CLOUD GRAY (VINYL) CES1054-533	CLOUD GRAY (VINYL) CES1054-533		VESTAL WHITE CES1054-802 (ACRYLIC)	EMPRESS BLUE CES1054-832 (ACRYLIC)			
	CF	Olive Green Fabric	CLOUD GRAY (LACQUER) CES1054-531	CLOUD GRAY (LACQUER) CES1054-531	CLOUD GRAY (LACQUER) CES1054-531	CLOUD GRAY (LACQUER) CES1054-531	CLOUD GRAY (LACQUER) CES1054-531		VESTAL WHITE CES1054-802 (ACRYLIC)	SATIN BLUE CES1054-B62 (ACRYLIC)			
			CLOUD GRAY (VINYL) CES1054-533	CLOUD GRAY (VINYL) CES1054-533	CLOUD GRAY (VINYL) CES1054-533	CLOUD GRAY (VINYL) CES1054-533	CLOUD GRAY (VINYL) CES1054-533		VESTAL WHITE CES1054-802 (ACRYLIC)	SPRING GREEN CES1054-B84 (ACRYLIC)			
	DF	Sunset Red Fabric	CHESTNUT BROWN (LACQUER) CES1054-B41	COPEN BLUE (LACQUER) CES1054-B29	OLIVE GREEN (LACQUER) CES1054-B33	SUNSET RED (LACQUER) CES1054-B37	OLD GOLD (LACQUER) CES1054-B25		VESTAL WHITE CES1054-802 (ACRYLIC)	NUTMEG CES1054-A95 (ACRYLIC)			
			INTERIOR PAINT							VESTAL WHITE CES1054-802 (ACRYLIC)	FLAG RED CES1054-A93 (ACRYLIC)		
	GF	Old Gold Fabric	INTERIOR COLOR CODE							VESTAL WHITE CES1054-802 (ACRYLIC)	SUMMER GOLD CES1054-B48 (ACRYLIC)		
			AV	BV	CV	DV	GV			CARNIVAL YELLOW CES1054-A15 (ACRYLIC)			
	AV	Chestnut Brown Vinyl	BLACK SEMI-GLOSS (LACQUER) CES1054-156	BLACK SEMI-GLOSS (LACQUER) CES1054-156	BLACK SEMI-GLOSS (LACQUER) CES1054-156	BLACK SEMI-GLOSS (LACQUER) CES1054-156	BLACK SEMI-GLOSS (LACQUER) CES1054-156		VESTAL WHITE CES1054-802 (ACRYLIC)	EMPRESS BLUE CES1054-832 (ACRYLIC)			
			DULL BLACK (LACQUER) CES1054-193	DULL BLACK (LACQUER) CES1054-193	DULL BLACK (LACQUER) CES1054-193	DULL BLACK (LACQUER) CES1054-193	DULL BLACK (LACQUER) CES1054-193		VESTAL WHITE CES1054-802 (ACRYLIC)	MEADOW GREEN CES1054-B65 (ACRYLIC)			
	BV	Copen Blue Vinyl	CLOUD GRAY (LACQUER) CES1054-531	CLOUD GRAY (LACQUER) CES1054-531	CLOUD GRAY (LACQUER) CES1054-531	CLOUD GRAY (LACQUER) CES1054-531	CLOUD GRAY (LACQUER) CES1054-531		VESTAL WHITE CES1054-802 (ACRYLIC)	SPRING GREEN CES1054-B64 (ACRYLIC)			
			CLOUD GRAY (VINYL) CES1054-533	CLOUD GRAY (VINYL) CES1054-533	CLOUD GRAY (VINYL) CES1054-533	CLOUD GRAY (VINYL) CES1054-533	CLOUD GRAY (VINYL) CES1054-533		VESTAL WHITE CES1054-396 (LACQUER)	NUTMEG CES1054-B17 (LACQUER)			
	CV	Olive Green Vinyl	CLOUD GRAY (LACQUER) CES1054-531	CLOUD GRAY (LACQUER) CES1054-531	CLOUD GRAY (LACQUER) CES1054-531	CLOUD GRAY (LACQUER) CES1054-531	CLOUD GRAY (LACQUER) CES1054-531		VESTAL WHITE CES1054-398 (LACQUER)	FLAG RED CES1054-B03 (LACQUER)			
			CLOUD GRAY (VINYL) CES1054-533	CLOUD GRAY (VINYL) CES1054-533	CLOUD GRAY (VINYL) CES1054-533	CLOUD GRAY (VINYL) CES1054-533	CLOUD GRAY (VINYL) CES1054-533		VESTAL WHITE CES1054-398 (LACQUER)	SUMMER GOLD CES1054-B48 (LACQUER)			
	DV	Old Gold Vinyl	CHESTNUT BROWN (LACQUER) CES1054-B41	COPEN BLUE (LACQUER) CES1054-B29	OLIVE GREEN (LACQUER) CES1054-B33	SUNSET RED (LACQUER) CES1054-B37	OLD GOLD (LACQUER) CES1054-B25		VESTAL WHITE CES1054-398 (LACQUER)	CARNIVAL YELLOW CES1054-A34 (LACQUER)			
INTERIOR PAINT						VESTAL WHITE CES1054-398 (LACQUER)	SATIN BLUE CES1054-B66 (LACQUER)						
GV	Sunset Red Vinyl	INTERIOR COLOR CODE						VESTAL WHITE CES1054-398 (LACQUER)	MEADOW GREEN CES1054-B69 (LACQUER)				
		AL	EL	FL	GL			VESTAL WHITE CES1054-398 (LACQUER)	SPRING GREEN CES1054-B68 (LACQUER)				
AL	Chestnut Brown Leather	BLACK SEMI-GLOSS (LACQUER) CES1054-156	BLACK SEMI-GLOSS (LACQUER) CES1054-156	BLACK SEMI-GLOSS (LACQUER) CES1054-156	BLACK SEMI-GLOSS (LACQUER) CES1054-156	BLACK SEMI-GLOSS (LACQUER) CES1054-156	VESTAL WHITE CES1054-802 (ACRYLIC)	NUTMEG CES1054-A95 (ACRYLIC)	VELVET BLACK CES1054-807 (ACRYLIC)				
		DULL BLACK (LACQUER) CES1054-193	DULL BLACK (LACQUER) CES1054-193	DULL BLACK (LACQUER) CES1054-193	DULL BLACK (LACQUER) CES1054-193	DULL BLACK (LACQUER) CES1054-193	VESTAL WHITE CES1054-802 (ACRYLIC)	TROPICAL ORANGE CES1054-774 (ACRYLIC)	SADDLE BROWN CES1054-B63 (ACRYLIC)				
EL	Cloud Gray Leather	CLOUD GRAY (LACQUER) CES1054-531	CLOUD GRAY (LACQUER) CES1054-531	CLOUD GRAY (LACQUER) CES1054-531	CLOUD GRAY (LACQUER) CES1054-531	CLOUD GRAY (LACQUER) CES1054-531	VESTAL WHITE CES1054-802 (ACRYLIC)	SUMMER GOLD CES1054-B48 (ACRYLIC)	SADDLE BROWN CES1054-B67 (LACQUER)				
		CLOUD GRAY (VINYL) CES1054-533	CLOUD GRAY (VINYL) CES1054-533	CLOUD GRAY (VINYL) CES1054-533	CLOUD GRAY (VINYL) CES1054-533	CLOUD GRAY (VINYL) CES1054-533	VESTAL WHITE CES1054-802 (ACRYLIC)	CARNIVAL YELLOW CES1054-A15 (ACRYLIC)	SUMMER GOLD CES1054-B48 (ACRYLIC)				
FL	Ebony Black Leather	CLOUD GRAY (LACQUER) CES1054-531	CLOUD GRAY (LACQUER) CES1054-531	CLOUD GRAY (LACQUER) CES1054-531	CLOUD GRAY (LACQUER) CES1054-531	CLOUD GRAY (LACQUER) CES1054-531	VESTAL WHITE CES1054-398 (LACQUER)	EMPRESS BLUE CES1054-832 (ACRYLIC)	SATIN BLUE CES1054-B62 (ACRYLIC)				
		CLOUD GRAY (VINYL) CES1054-533	CLOUD GRAY (VINYL) CES1054-533	CLOUD GRAY (VINYL) CES1054-533	CLOUD GRAY (VINYL) CES1054-533	CLOUD GRAY (VINYL) CES1054-533	VESTAL WHITE CES1054-398 (LACQUER)	EMPRESS BLUE CES1054-899 (LACQUER)	VELVET BLACK CES1054-807 (ACRYLIC)				
GL	Old Gold Leather	CHESTNUT BROWN (LACQUER) CES1054-B41	COPEN BLUE (LACQUER) CES1054-B29	OLIVE GREEN (LACQUER) CES1054-B33	SUNSET RED (LACQUER) CES1054-B37	OLD GOLD (LACQUER) CES1054-B25	VESTAL WHITE CES1054-802 (ACRYLIC)	SPRING GREEN CES1054-864 (ACRYLIC)	MEADOW GREEN CES1054-B65 (ACRYLIC)				
		CHESTNUT BROWN (LACQUER) CES1054-B41		BLACK HI-GLOSS (LACQUER) CES1054-151		OLD GOLD (LACQUER) CES1054-B25	VESTAL WHITE CES1054-398 (LACQUER)	SPRING GREEN CES1054-B84 (ACRYLIC)	VELVET BLACK CES1054-807 (ACRYLIC)				

NOTE: WHEN ORDERING PAINT SPECIFY CES-1054 DASH NUMBER. EXAMPLE: CES1054-802

*LACQUER PAINT USED ON FRENCH AIRCRAFT ONLY.

MODELS 172 & F172			PAINT CODE CHART					MODELS 172 & F172					
YEAR	INTERIOR COLOR		INTERIOR PAINT					SERIAL LISTING	EXTERIOR PAINT				
	CODE	COLOR	INTERIOR COLOR CODE						CODE	COLOR COMBINATIONS			
1 9 7 6	AF	Chestnut Brown Fabric	BLACK SEMI-GLOSS (LA CQUER) CES1054-156	BLACK SEMI-GLOSS (LA CQUER) CES1054-156	BLACK SEMI-GLOSS (LA CQUER) CES1054-156	BLACK SEMI-GLOSS (LA CQUER) CES1054-156	BLACK SEMI-GLOSS (LA CQUER) CES1054-156	17265685 & ON F17201385 & ON	601	VESTAL WHITE CES1054-802(A CRYLIC) CES1054-398(LA CQUER)	FLAG RED CES1054-A93(A CRYLIC) CES1054-B03(LA CQUER)		
			DULL BLACK (LA CQUER) CES1054-193 (EPOXY) CES1054-482	DULL BLACK (LA CQUER) CES1054-193 (EPOXY) CES1054-482	DULL BLACK (LA CQUER) CES1054-193 (EPOXY) CES1054-482	DULL BLACK (LA CQUER) CES1054-193 (EPOXY) CES1054-482	DULL BLACK (LA CQUER) CES1054-193 (EPOXY) CES1054-482		602	VESTAL WHITE CES1054-802(A CRYLIC) CES1054-398(LA CQUER)	LATIGO CES1054-B88(A CRYLIC) CES1054-B92(LA CQUER)		
	BF	Sapphire Blue Fabric	CLOUD GRAY (LA CQUER) CES1054-531	CLOUD GRAY (LA CQUER) CES1054-531	CLOUD GRAY (LA CQUER) CES1054-531	CLOUD GRAY (LA CQUER) CES1054-531	CLOUD GRAY (LA CQUER) CES1054-531		603	VESTAL WHITE CES1054-802(A CRYLIC) CES1054-398(LA CQUER)	SPANISH BRONZE CES1054-B90(A CRYLIC) CES1054-B94(LA CQUER)		
			CLOUD GRAY (VINYL) CES1054-533	CLOUD GRAY (VINYL) CES1054-533	CLOUD GRAY (VINYL) CES1054-533	CLOUD GRAY (VINYL) CES1054-533	CLOUD GRAY (VINYL) CES1054-533		604	VESTAL WHITE CES1054-802(A CRYLIC) CES1054-398(LA CQUER)	EMPRESS BLUE CES1054-832(A CRYLIC) CES1054-899(LA CQUER)		
	CF	Oro Green Fabric	CHESTNUT BROWN (LA CQUER) CES1054-B41	SAPPHIRE BLUE (LA CQUER) CES1054-B73	ORO GREEN (LA CQUER) CES1054-B77	RUBY RED (LA CQUER) CES1054-B81	TOPAZ GOLD (LA CQUER) CES1054-B85		605	VESTAL WHITE CES1054-802(A CRYLIC) CES1054-398(LA CQUER)	SATIN BLUE CES1054-B62(A CRYLIC) CES1054-B66(LA CQUER)		
			CHESTNUT BROWN (VINYL) CES1054-B42	SAPPHIRE BLUE (VINYL) CES1054-B74	ORO GREEN (VINYL) CES1054-B78	RUBY RED (VINYL) CES1054-B82	TOPAZ GOLD (VINYL) CES1054-B86		606	VESTAL WHITE CES1054-802(A CRYLIC) CES1054-398(LA CQUER)	GHANADA GREEN CES1054-A97(A CRYLIC) CES1054-B04(LA CQUER)		
	DF	Ruby Red Fabric	INTERIOR PAINT						17265685 & ON F17201385 & ON	614	VESTAL WHITE CES1054-802(A CRYLIC) CES1054-398(LA CQUER)	COOPER BROWN CES1054-B45(A CRYLIC) CES1054-B99(LA CQUER)	
			INTERIOR COLOR CODE							615	VESTAL WHITE CES1054-802(A CRYLIC) CES1054-398(LA CQUER)	VELVET BLACK CES1054-151(LA CQUER)	
	GF	Topaz Gold Fabric	BLACK SEMI-GLOSS (LA CQUER) CES1054-156	BLACK SEMI-GLOSS (LA CQUER) CES1054-156	BLACK SEMI-GLOSS (LA CQUER) CES1054-156	BLACK SEMI-GLOSS (LA CQUER) CES1054-156	BLACK SEMI-GLOSS (LA CQUER) CES1054-156			607	VESTAL WHITE CES1054-802(A CRYLIC) CES1054-398(LA CQUER)	FLAG RED CES1054-A93(A CRYLIC) CES1054-B03(LA CQUER)	SATIN BLUE CES1054-B62(A CRYLIC) CES1054-B66(LA CQUER)
			DULL BLACK (LA CQUER) CES1054-193 (EPOXY) CES1054-482	DULL BLACK (LA CQUER) CES1054-193 (EPOXY) CES1054-482	DULL BLACK (LA CQUER) CES1054-193 (EPOXY) CES1054-482	DULL BLACK (LA CQUER) CES1054-193 (EPOXY) CES1054-482	DULL BLACK (LA CQUER) CES1054-193 (EPOXY) CES1054-482			620	VESTAL WHITE CES1054-802(A CRYLIC) CES1054-398(LA CQUER)	LATIGO CES1054-B88(A CRYLIC) CES1054-B92(LA CQUER)	COOPER BROWN CES1054-B45(A CRYLIC) CES1054-B99(LA CQUER)
	AV	Chestnut Brown Vinyl	CLOUD GRAY (LA CQUER) CES1054-531	CLOUD GRAY (LA CQUER) CES1054-531	CLOUD GRAY (LA CQUER) CES1054-531	CLOUD GRAY (LA CQUER) CES1054-531	CLOUD GRAY (LA CQUER) CES1054-531			621	VESTAL WHITE CES1054-802(A CRYLIC) CES1054-398(LA CQUER)	LATIGO CES1054-B88(A CRYLIC) CES1054-B92(LA CQUER)	VELVET BLACK CES1054-151(LA CQUER)
			CLOUD GRAY (VINYL) CES1054-533	CLOUD GRAY (VINYL) CES1054-533	CLOUD GRAY (VINYL) CES1054-533	CLOUD GRAY (VINYL) CES1054-533	CLOUD GRAY (VINYL) CES1054-533			622	VESTAL WHITE CES1054-802(A CRYLIC) CES1054-398(LA CQUER)	SPANISH BRONZE CES1054-B90(A CRYLIC) CES1054-B94(LA CQUER)	COOPER BROWN CES1054-B45(A CRYLIC) CES1054-B99(LA CQUER)
	BV	Sapphire Blue Vinyl	CHESTNUT BROWN (LA CQUER) CES1054-B41	SAPPHIRE BLUE (LA CQUER) CES1054-B73	ORO GREEN (LA CQUER) CES1054-B77	RUBY RED (LA CQUER) CES1054-B81	TOPAZ GOLD (LA CQUER) CES1054-B85			623	VESTAL WHITE CES1054-802(A CRYLIC) CES1054-398(LA CQUER)	SPANISH BRONZE CES1054-B90(A CRYLIC) CES1054-B94(LA CQUER)	VELVET BLACK CES1054-151(LA CQUER)
			CHESTNUT BROWN (VINYL) CES1054-B42	SAPPHIRE BLUE (VINYL) CES1054-B74	ORO GREEN (VINYL) CES1054-B78	RUBY RED (VINYL) CES1054-B82	TOPAZ GOLD (VINYL) CES1054-B86			625	VESTAL WHITE CES1054-802(A CRYLIC) CES1054-398(LA CQUER)	FLAG RED CES1054-A93(A CRYLIC) CES1054-B03(LA CQUER)	VELVET BLACK CES1054-151(LA CQUER)
	CV	Oro Green Vinyl	INTERIOR PAINT							626	VESTAL WHITE CES1054-802(A CRYLIC) CES1054-398(LA CQUER)	EMPRESS BLUE CES1054-832(A CRYLIC) CES1054-899(LA CQUER)	SATIN BLUE CES1054-B62(A CRYLIC) CES1054-B66(LA CQUER)
			INTERIOR COLOR CODE							627	VESTAL WHITE CES1054-802(A CRYLIC) CES1054-398(LA CQUER)	EMPRESS BLUE CES1054-832(A CRYLIC) CES1054-899(LA CQUER)	VELVET BLACK CES1054-151(LA CQUER)
	DV	Ruby Red Vinyl	BLACK SEMI-GLOSS (LA CQUER) CES1054-156	BLACK SEMI-GLOSS (LA CQUER) CES1054-156	BLACK SEMI-GLOSS (LA CQUER) CES1054-156	BLACK SEMI-GLOSS (LA CQUER) CES1054-156	BLACK SEMI-GLOSS (LA CQUER) CES1054-156			628	VESTAL WHITE CES1054-802(A CRYLIC) CES1054-398(LA CQUER)	GRANADA GREEN CES1054-A97(A CRYLIC) CES1054-B04(LA CQUER)	COOPER BROWN CES1054-B45(A CRYLIC) CES1054-B99(LA CQUER)
			DULL BLACK (LA CQUER) CES1054-193 (EPOXY) CES1054-482	DULL BLACK (LA CQUER) CES1054-193 (EPOXY) CES1054-482	DULL BLACK (LA CQUER) CES1054-193 (EPOXY) CES1054-482	DULL BLACK (LA CQUER) CES1054-193 (EPOXY) CES1054-482	DULL BLACK (LA CQUER) CES1054-193 (EPOXY) CES1054-482			*LACQUER PAINT USED ON FRENCH AIRCRAFT ONLY.			
GV	Topaz Gold Vinyl	CLOUD GRAY (LA CQUER) CES1054-531	CLOUD GRAY (LA CQUER) CES1054-531	CLOUD GRAY (LA CQUER) CES1054-531	CLOUD GRAY (LA CQUER) CES1054-531	CLOUD GRAY (LA CQUER) CES1054-531							
		CLOUD GRAY (VINYL) CES1054-533	CLOUD GRAY (VINYL) CES1054-533	CLOUD GRAY (VINYL) CES1054-533	CLOUD GRAY (VINYL) CES1054-533	CLOUD GRAY (VINYL) CES1054-533							
AL	Chestnut Brown Leather	CHESTNUT BROWN (LA CQUER) CES1054-B41	RUBY RED (LA CQUER) CES1054-B81		BLACK HI-GLOSS (LA CQUER) CES1054-151								
		CHESTNUT BROWN (VINYL) CES1054-B42	RUBY RED (VINYL) CES1054-B82		BLACK SEMI-GLOSS (VINYL) CES1054-752								

NOTE: WHEN ORDERING PAINT SPECIFY CES-1054 DASH NUMBER. EXAMPLE: CES1054-802

This page intentionally left blank.

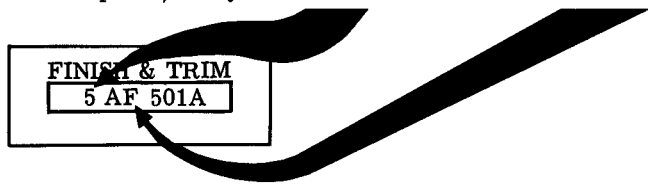
UPHOLSTERY
&
INTERIOR **T**TRIM

UPHOLSTERED PARTS - HOW TO ORDER

PARTS MARKED WITH A # FOLLOWING PART NUMBER REQUIRE A SECOND DASH NUMBER FOR COLOR & MATERIAL
(SPECIFY SERIAL NUMBER OF AIRCRAFT WHEN ORDERING)

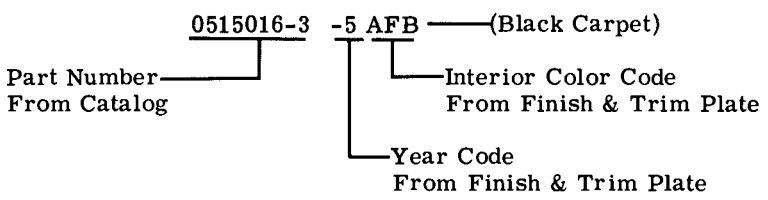
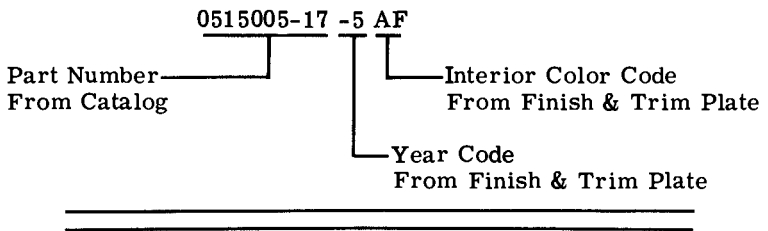
HOW TO DETERMINE 2nd DASH NUMBER

1. Find part number of desired part in catalog.
2. Refer to "FINISH & TRIM" plate, in the airplane, for your "Year Code" and "Interior Color Code."



3. Add the "Year Code" and "Interior Color Code," to the part number from catalog.

EXAMPLE OF COMPLETE NUMBER



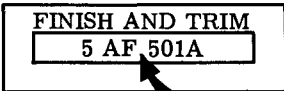
INTERIOR PAINTED OR PLASTIC PARTS HOW TO ORDER

**PARTS MARKED WITH A = FOLLOWING PART NUMBER REQUIRE A SECOND DASH NUMBER FOR PROPER COLOR.
(SPECIFY SERIAL NUMBER OF AIRCRAFT WHEN ORDERING)**

To obtain second dash number use of correct table, for your model year, is required.

To use table,

1. Find part number of desired part in catalog.
2. Refer to the "Finish and Trim" plate, in the airplane, for your "Interior Color Code."



3. Locate part number from catalog in table.
4. Add dash number for color that appears under your "Interior Color Code."

INTERIOR PAINTED OR PLASTIC PARTS 1975 MODEL YEAR		COLOR CODE (From Finish and Trim Plate)							
17263459 & ON		F17201235 & ON							
PART NAME	PART NUMBER	AF	BF	CF	DF	GF	GV	EL	FL
		AL	BV	CV	DV	GL	EL	FL	
0413484-18	SHIELD ASSY - LH DOORPOST	532	532	532	532	532	532	532	532
0413484-19	SHIELD ASSY - FWD DOORPOST	533	532	532	532	532	532	532	532
0413521-31	COVER - RADIO	A59	A59	A59	A59	A59	A59	A59	A59
0414013-12	SHIELD	532	532	532	532	532	532	532	532
0414013-13	COVER ASSY	532	532	532	532	532	532	532	532
0500210-44	COVER - CENTER POST	532	532	532	532	532	532	532	532
0500210-95	COVER - BAGGAGE DOOR FRAME FWD	B40	B28	B32	B36	B24	532	532	532
0500210-97	PANEL - BAGGAGE COMPARTMENT RH	B80	B28	B32	B36	B24	532	279	279
0500210-108	COVER - COWL DECK	825	825	825	825	825	825	825	825
0500210-135	MOULDING - REAR WINDOW LWR.	532	532	532	532	532	532	532	532
0500233-14	COVER - CONSOLE	B40	B28	B32	B36	B24	532	279	279
0500403-1	COVER - CONTROL YOKE	B40	B28	B32	B36	B24	532	279	279

EXAMPLES OF COMPLETE NUMBER

0500210-95 -B40

Part Number
From Catalog

2nd Dash Number
From Table
(Interior Color Code AF)

**INTERIOR PAINTED OR PLASTIC PARTS
1975 MODEL YEAR**

17263459 THRU 17265684

F17201235 THRU F17201384

**INTERIOR COLOR CODE
(From Finish and Trim Plate)**

AF	BF	CF	DF	GF		
AV	BV	CV	DV	GV	EL	FL
AL	BV	CV	DV	GL	EL	FL
532	532	532	532	532	532	532
532	532	532	532	532	532	532
A59	A59	A59	A59	A59	A59	A59
532	532	532	532	532	532	532
532	532	532	532	532	532	532
532	532	532	532	532	532	532
B40	B28	B32	B36	B24	532	279
B40	B28	B32	B36	B24	532	279
825	825	825	825	825	825	825
532	532	532	532	532	532	532
B40	B28	B32	B36	B24	532	279
B40	B28	B32	B36	B24	532	279
B40	B28	B32	B36	B24	532	279
B40	B28	B32	B36	B24	532	279
A59	A59	A59	A59	A59	A59	A59
A59	A59	A59	A59	A59	A59	A59
A59	A59	A59	A59	A59	A59	A59
A59	A59	A59	A59	A59	A59	A59
A59	A59	A59	A59	A59	A59	A59
A59	A59	A59	A59	A59	A59	A59
532	532	532	532	532	532	532
532	532	532	532	532	532	532
532	532	532	532	532	532	532
532	532	532	532	532	532	532
532	532	532	532	532	532	532
532	532	532	532	532	532	532
532	532	532	532	532	532	532
532	532	532	532	532	532	532
532	532	532	532	532	532	532
532	532	532	532	532	532	532
B40	B28	B32	B36	B24	532	279
532	532	532	532	532	532	532
B40	B28	B32	B36	B24	532	279
B40	B28	B32	B36	B24	532	279
532	532	532	532	532	532	532
B40	B28	B32	B36	B24	532	279
B40	B28	B32	B36	B24	532	279
B40	B28	B32	B36	B24	532	279
B40	B28	B32	B36	B24	532	279

PART NAME	PART NUMBER
0413484-18	SHIELD ASSY - LH DOORPOST
0413484-19	SHIELD ASSY - FWD DOORPOST
0413531-59	COVER - RADIO
0414013-12	SHIELD
0414013-13	COVER ASSY
0500210-44	COVER - CENTER POST
0500210-95	COVER - BAGGAGE DOOR FRAME FWD
0500210-97	PANEL - BAGGAGE COMPARTMENT RH
0500210-108	COVER - COWL DECK
0500210-135	MOULDING - REAR WINDOW LWR.
0500233-14	COVER - CONSOLE
0500403-1	COVER - CONTROL YOKE
0513076-43	COVER ASSY - SWITCH PANEL
0513077-31	COVER - LWR LH
0513438-1	DOOR ASSY - MAP CASE
0513445-13	COVER ASSY - SHOCK PANEL
0513445-23	PLATE - SPLICE
0513445-24	PLATE - SPLICE
0513445-36	COVER ASSY - RH
0513446-2	PANEL COVER - RADIO SWITCH
0513446-5	PANEL COVER - RADIO SWITCH
0514064-1	RETAINER - SKYLIGHT
0514068-2	COVER ASSY - SPEAKER
0514108-1	TRIM ASSY - BACK PANEL LH
0514108-2	TRIM ASSY - BACK PANEL RH
0514109-1	TRIM ASSY
0514112-2	TRIM - SEAT BACK
0514113-1	TIARA ASSY
0514120-1	SPLICE - AFT
0515009-1	COVER ASSY - EMERGENCY LOCATOR TRANSMITTER
0515010-10	TRAY - SHOULDER HARNESS
0515012-1	PANEL - BAGGAGE COMPARTMENT LWR FWD
0515012-2	MOULDING - BAGGAGE COMPARTMENT
0515014-1	MOULDING - REAR WINDOW UPR
0515015-1	PANEL ASSY - BAGGAGE COMPARTMENT UPR
0515018-1	COVER - BAGGAGE DOOR AFT
0515019-3	PANEL ASSY - BAGGAGE COMPARTMENT



**INTERIOR PAINTED OR PLASTIC PARTS
1975 MODEL YEAR**

17263459 THRU 17265684

F17201235 THRU F17201384

**INTERIOR COLOR CODE
(From Finish and Trim Plate)**

AF	BF	CF	DF	GF		
AV	BV	CV	DV	GV	EL	FL
AL	BV	CV	DV	GL	EL	FL
532	532	532	532	532	532	532
532	532	532	532	532	532	532
532	532	532	532	532	532	532
B40	B28	B32	B36	B24	532	279
B40	B28	B32	B36	B24	532	279
532	532	532	532	532	532	532
193	193	193	193	193	193	193
532	532	532	532	532	532	532
532	532	532	532	532	532	532
532	532	532	532	532	532	532
B40	B28	B32	B36	B24	532	279
532	532	532	532	532	532	532
193	193	193	193	193	193	193

PART NAME	PART NUMBER
0515026-6	SHIELD ASSY - RH DOORPOST
0515027-1	MOULDING - WINDOW LH
0515027-2	MOULDING - WINDOW RH
0515028-1	COVER - AFT DOORPOST LH
0515028-2	COVER - AFT DOORPOST RH
0515030-1	COVER - INERTIA REEL
0700148-1	HOOD - MAPLIGHT.
0714010-1	TRIM - LH
0714010-2	TRIM - RH
0715049-2	SPLICE - FWD.
0717000-12	PANEL - BAGGAGE COMPARTMENT
1214098-1	TRIM - SEAT BACK
1470089-14	MAPLIGHT ASSY.

Cessna
illustrated parts catalog

MODEL 172 & F172

**INTERIOR PAINTED OR PLASTIC PARTS
1976 MODEL YEAR**

17265685 & ON

F17201385 & ON

**INTERIOR COLOR CODE
(From Finish and Trim Plate)**

AF			DF			
AV	BF	CF	DV	GF		
AL	BV	CV	DL	GV	EL	FL

PART NAME	PART NUMBER	AF	BF	CF	DF	GF	EL	FL
0413484-22	SHIELD ASSY - LH DOORPOST	532	532	532	532	532	532	532
0413484-23	SHIELD ASSY - FWD DOORPOST	532	532	532	532	532	532	532
0413531-59	COVER - RADIO	A59	A59	A59	A59	A59	A59	A59
0414013-15	SHIELD	532	532	532	532	532	532	532
0414013-19	COVER ASSY	532	532	532	532	532	532	532
0415023-1	ESCUTCHEON ASSY - RH	532	532	532	532	532	532	532
0415023-3	ESCUTCHEON	532	532	532	532	532	532	532
0500210-44	COVER - CENTER POST	532	532	532	532	532	532	532
0500210-97	PANEL - BAGGAGE COMPARTMENT RH	B40	B72	B76	B80	B84	532	279
0500210-108	COVER - COWL DECK	825	825	825	825	825	825	825
0500210-135	MOULDING - REAR WINDOW LWR	532	532	532	532	532	532	532
0500233-14	COVER - CONSOLE	B40	B72	B76	B80	B84	532	279
0513085-1	MAPCASE	A69	A69	A69	A69	A69	A69	A69
0513085-2	DOOR ASSY - MAPCASE	B40	B72	B76	B80	B84	532	279
0513090-1	COVER - SWITCH PANEL	B40	B72	B76	B80	B84	532	279
0513093-1	COVER ASSY - RH PANEL	A59	A59	A59	A59	A59	A59	A59
0513093-2	COVER ASSY - SHOCK PANEL	A59	A59	A59	A59	A59	A59	A59
0513093-5	COVER - CONTROL WHEEL CUTOUT	A59	A59	A59	A59	A59	A59	A59
0513094-3	COVER ASSY - LH POST LIGHTED	A59	A59	A59	A59	A59	A59	A59
0513094-5	COVER ASSY - RH POST LIGHTED	A59	A59	A59	A59	A59	A59	A59
0513095-1	COVER - RADIO	A59	A59	A59	A59	A59	A59	A59
0513095-3	COVER - RADIO	A59	A59	A59	A59	A59	A59	A59
0513095-5	COVER - RADIO	A59	A59	A59	A59	A59	A59	A59
0513095-7	COVER - RADIO	A59	A59	A59	A59	A59	A59	A59
0513095-9	COVER - RADIO	A59	A59	A59	A59	A59	A59	A59
0513095-15	COVER - RADIO	A59	A59	A59	A59	A59	A59	A59
0514064-1	RETAINER - SKYLIGHT	532	532	532	532	532	532	532
0514068-2	COVER ASSY - SPEAKER	532	532	532	532	532	532	532
0514108-1	TRIM ASSY - BACK PANEL LH	532	532	532	532	532	532	532
0514108-2	TRIM ASSY - BACK PANEL RH	532	532	532	532	532	532	532
0514109-1	TRIM ASSY	532	532	532	532	532	532	532
0514112-2	TRIM - SEAT BACK	532	532	532	532	532	532	532
0514113-1	TIARA ASSY	532	532	532	532	532	532	532
0514120-1	SPLICE - AFT	532	532	532	532	532	532	532
0515009-1	COVER ASSY - EMERGENCY LOCATOR TRANSMITTER	B40	B72	B76	B80	B84	532	279
0515010-10	TRAY - SHOULDER HARNESS	532	532	532	532	532	532	532
0515012-1	PANEL - BAGGAGE COMPARTMENT LWR FWD	B40	B72	B76	B80	B84	532	279
0515012-2	MOULDING - BAGGAGE COMPARTMENT	B40	B72	B76	B80	B84	532	279
0515014-1	MOULDING - REAR WINDOW UPR	532	532	532	532	532	532	532
0515015-1	PANEL ASSY - BAGGAGE COMPARTMENT UPR	B40	B72	B76	B80	B84	532	279

MODEL 172 & F172



illustrated parts catalog

**INTERIOR PAINTED OR PLASTIC PARTS
1976 MODEL YEAR**


17265685 & ON

F17201385 & ON

**INTERIOR COLOR CODE
(From Finish and Trim Plate)**

AF	BF	CF	DF	GF		
AV	BV	CV	DV	GV	EL	FL
AL	BV	CV	DL	GV	EL	FL
B40	B72	B76	B80	B84	532	279
B40	B72	B76	B80	B84	532	279
532	532	532	532	532	532	532
532	532	532	532	532	532	532
B40	B72	B76	B80	B84	532	279
B40	B72	B76	B80	B84	532	279
532	532	532	532	532	532	532
B40	B72	B76	B80	B84	532	279
193	193	193	193	193	193	193
532	532	532	532	532	532	532
B40	B72	B76	B80	B84	532	279
193	193	193	193	193	193	193

PART NAME	PART NUMBER
0515018-1	COVER - BAGGAGE DOOR AFT
0515019-3	PANEL ASSY - BAGGAGE COMPARTMENT
0515026-8	SHIELD ASSY - RH DOORPOST
0515027-1	MOULDING - WINDOW LH
0515027-2	MOULDING - WINDOW RH
0515028-1	COVER - AFT DOORPOST LH
0515028-2	COVER - AFT DOORPOST RH
0515030-1	COVER - INERTIA REEL
0515036-1	COVER - BAGGAGE DOOR FRAME FWD
0700148-1	HOOD - MAPLIGHT
0715049-2	SPLICE - FWD
0717000-18	PANEL - BAGGAGE COMPARTMENT
1470089-14	MAPLIGHT ASSY


CESSNA
Illustrated parts catalog

MODEL 172 & F172

This page intentionally left blank.

User Friendly CDs

ALPHABETICAL INDEX

ALPHABETICAL INDEX

NOMENCLATURE	FIGURE	NOMENCLATURE	FIGURE
A		B (Cont)	
ACCESSORY KITS—SEE ACCESSORY KIT CATALOG		BAGGAGE DOOR	32
ADAPTER FUEL FILLER	4	BAGGAGE DOOR	49
ADAPTER OIL FILTER	86	BAGGAGE DOOR HANDLE	51
ADAPTOR OIL TEMPERATURE	68	BAGGAGE DOOR JAMB	32
ADHESIVE GASKET	1	BAGGAGE DOOR LATCH	49
AFT CARPET	51	BAGGAGE DOOR LATCH PLATE	49
AFT SECTION FUSELAGE	32	BAGGAGE DOOR STOP	32
AFT SECTION SKIN	35	BAGGAGE NET	51
AILERON	13	BAGGAGE PLACARD	2
AILERON BALANCE WEIGHT	13	BARREL SHIMMY DAMPENER	41
AILERON BELLCRANK	13	BARREL TURNBUCKLE	79
AILERON BELLCRANK	79	BATTERY BOX	36
AILERON CABLE	79	BATTERY BOX LID	36
AILERON CONTROL SYSTEM	79	BATTERY CABLE	96
AILERON HINGE	13	BATTERY CONTACTOR	96
AILERON PULLEY BRACKET	30	BATTERY GROUND STRAP	96
AILERON PUSH PULL ROD	13	BATTERY KIT	96
AILERON PUSH PULL ROD	79	BEACON LIGHT FLASHER	101
AILERON RIB	13	BEACON LIGHT FLASHING	101
AIR FILTER	68	BELLCRANK AILERON	13
AIR FILTER	91	BELLCRANK AILERON	79
AIR SCOOP	7	BELLCRANK ELEVATOR	24
AIR SCOOP	65	BELLCRANK ELEVATOR	80
AIR SCOOP	66	BELT ALTERNATOR	68
AIR SCOOP	67	BELT ALTERNATOR	96
AIR TEMPERATURE GAGE CARBURETOR	92	BELT EXTENSION	62
AIR VENT	73	BELT FRONT SEAT	61
AIR VENT OUTSIDE	73	BELT REAR SEAT	61
AIRBOX	68	BELT SEAT	61
AIRSPEED INDICATOR	58	BLOCK FUSELAGE SPAR	24
AIRSPEED INDICATOR	58A	BOARD DIODE	104
AIRSPEED INDICATOR	84	BONDING STRAP	63A
AIRSPEED INDICATOR TRUE	58	BOOT STEERING	23
ALTERNATOR	69	BOTTOM REAR SEAT	55
ALTERNATOR	96	BOWL FUEL STRAINER	88
ALTERNATOR BELT	68	BOX BATTERY	36
ALTERNATOR BELT	96	BRAKE	43
ALTIMETER	84	BRAKE	44
ALTIMETER DUAL	84	BRAKE & RUDDER PEDAL	76
AMMETER	58	BRAKE CYLINDER	76
AMMETER	58A	BRAKE DISC	43
ARMREST	45	BRAKE FAIRING	42
ARMREST	46	BRAKE HOUSING	75
ARMREST	47	BRAKE LINE	42
ARMREST	51	BRAKE LINE	75
ASH TRAY	51	BRAKE LINING	44
ASSIST HANDLE	45	BRAKE PARKING	75
ASSIST HANDLE	46	BRAKE PEDAL	76
ASSIST HANDLE	47	BRAKE SYSTEM	75
ASSIST HANDLE	63	BREAKER CIGAR LIGHTER CIRCUIT	58
ASSIST STRAP	45	BREATHER TUBE INSULATION	68
ASSIST STRAP	46	BREATHER TUBE INSULATION	72
ASSIST STRAP	47	BULB	3
AUTO PILOT—NAVOMATIC SEE ELECTRONICS MANUAL		BULB ALSO SEE LIGHTS	
AUXILIARY SEAT	57	BULB COURTESY LIGHT	100
AXLE	42	BULB FLASHING BEACON	101
AXLE BOLT FERRULE	37	BULB INSTRUMENT CLUSTER	58B
AXLE MAIN LANDING GEAR	42	BULB INSTRUMENT PANEL	97
AXLE NOSE WHEEL SPACER	37	BULB INSTRUMENT PANEL LIGHT	97
AXLE SPACER	37	BULB MAP LIGHT	102
		BULB OVERHEAD CONSOLE	97
		BULB POST LIGHT	58B
		BULB WING POSITION LIGHT	3
		BULK ITEMS—LIST OF	1
		BULKHEAD FRONT DOORPOST	24
		BULKHEAD LANDING GEAR	30
		BULKHEAD REAR DOORPOST	29
		BUTTON STATIC SOURCE	23
B			
BAFFLE SEAL	71		
BAFFLES ENGINE	71		
BAGGAGE COMPARTMENT PANEL	51		



ALPHABETICAL INDEX

NOMENCLATURE	FIGURE	NOMENCLATURE	FIGURE
C		C (Cont)	
CABIN AIR CONTROL	58	CLUSTER INSTRUMENT	58
CABIN AIR CONTROL	58A	CLUSTER INSTRUMENT	58A
CABIN AIR VENT ELBOW	73	CLUTCH ROTARY	32
CABIN DOOR HANDLE	45	COLOR CHART-PAINT	SEE PAGE IV
CABIN DOOR HANDLE	46	COMPASS	60
CABIN DOOR HANDLE	47	COMPASS BRACKET	23
CABIN DOOR LATCH	48	COMPASS CORRECTION PLACARD	2
CABIN DOOR LH	45	COMPASS CORRECTION PLACARD	58
CABIN DOOR RH	46	COMPONENTS ENGINE	69
CABIN DOOR RH	47	COMPONENTS FRONT SECTION TUNNEL	25
CABIN DOOR STRUCTURE	45	CONSOLE COVER	51
CABIN DOOR STRUCTURE	46	CONSOLE STRUCTURE	26
CABIN DOOR STRUCTURE	47	CONTACTOR BATTERY	96
CABIN HEAT CONTROL	58	CONTACTOR EXTERNAL POWER	96
CABIN HEAT CONTROL	58A	CONTACTOR STARTER	96
CABIN HEAT CONTROL	74	CONTROL CABLES-SEE INDIVIDUAL SYSTEM	
CABIN HEATING	74	CONTROL SYSTEMS-SEE INDIVIDUAL SYSTEMS	
CABIN HEATING & DEFROSTING SYSTEM	74	CONTROL WHEEL SEE WHEEL-CONTROL	
CABIN TOP	22	CONTROL-PUSH/PULL-SEE ENGINE INSTL	
CABIN TOP & FIREWALL UPHOLSTERY	50	CONTROL-PUSH/PULL-SEE INSTRUMENT PANEL	
CABIN TOP UPHOLSTERY	50	COOLER OIL	68
CABIN UPHOLSTERY	51	CORD TOW HOOK	60
CABIN VENTILATION SYSTEM	73	COURTESY LIGHT	100
CABLES-CONTROL-SEE APPLICABLE SYSTEM		COURTESY LIGHT BULB	100
CAM SEAT BACK	55	COURTESY LIGHT SHIELD	100
CAP FUEL	4	COWL DECK COVER	50
CAP FUEL TANK	10	COWL ENGINE	65
CAP FUEL TANK	11	COWL ENGINE	66
CAP HUB	37	COWL ENGINE	67
CAP NOSE	65	CUP FUEL SAMPLER	12
CAP NOSE	66	CUP HOLDER	60
CAP NOSE	67	CYLINDER BRAKE	76
CAP NOSE GEAR HUB	37	CYLINDER MASTER BRAKE	77
CARBURETOR	69		
CARBURETOR	92	D	
CARBURETOR AIR FILTER SEAL	68	DAMPENER SHIMMY	41
CARBURETOR AIR TEMPERATURE GAGE	58	DEADENER SOUND	1
CARBURETOR AIR TEMPERATURE GAGE	92	DECALS-SEE PLACARDS	
CARBURETOR HEAT CONTROL	58	DECK SKIN	23
CARBURETOR HEAT CONTROL	58A	DEFROSTER NOZZLE	74
CARGO TIE DOWN EYEBOLT	60	DETECTOR NAV LIGHT	3
CARGO TIE DOWN SLIDE	60	DIMMING TRANSISTORIZED LIGHT	96
CARPET	51	DIODE	96
CARPET AFT	51	DIODE BOARD	104
CARPET TUNNEL	51	DIRECTIONAL GYRO	58
CASE MAP	59	DIRECTIONAL GYRO	58A
CATALOG-HOW TO USE	SEE INTRODUCTION	DIRECTIONAL GYRO	91
CATCH MAGNETIC	59	DISC BRAKE	43
CENTER SECTION FLOORBOARD	22	DISCHARGER STATIC	63A
CENTER SECTION SPAR	29	DOME FLASHING BEACON	101
CHAIN TAB CONTROL	81	DOME LIGHT SWITCH	97
CHECK LIST PILOTS	2	DOOR BAGGAGE	32
CHILDS SEAT	57	DOOR BAGGAGE	49
CIGAR LIGHTER	58	DOOR FRAME	22
CIGAR LIGHTER	58A	DOOR GROUND SERVICE PLUG	104
CIGAR LIGHTER KNOB	58	DOOR HANDLE ESCUTCHEON	45
CIGAR LIGHTER KNOB	58A	DOOR HANDLE ESCUTCHEON	46
CIRCUIT BREAKER	58	DOOR HANDLE ESCUTCHEON	47
CIRCUIT BREAKER	58A	DOOR LATCH	37
CIRCUIT BREAKER	84	DOOR LATCH	42
CIRCUIT BREAKER	101	DOOR LATCH	45
CIRCUIT BREAKER CIGAR LIGHTER	58	DOOR LATCH	65
CLIP UPHOLSTERY	45	DOOR LATCH	66
CLIP UPHOLSTERY	46	DOOR LATCH	67
CLIP UPHOLSTERY	47	DOOR LATCH HANDLE	48
CLOCK	58A		
CLOCK ELECTRIC	58		
CLOCK FUSE	96		

ALPHABETICAL INDEX

NOMENCLATURE	FIGURE	NOMENCLATURE	FIGURE
D (Cont)		E (Cont)	
DOOR LH CABIN	45	EYEBOLT MOORING	23
DOOR LOCK	49	EYEBOLT MOORING	35
DOOR MAP CASE	59	EYEBROW INSTRUMENT PANEL	58
DOOR OUTSIDE AIR	23		
DOOR RH CABIN	46	F	
DOOR RH CABIN	47	FAIRING BRAKE	42
DOOR SIDE AIR VENT	73	FAIRING DORSAL	32
DOOR SILL	22	FAIRING NOSE GEAR SPEED	37
DOORPOST	24	FAIRING SCRAPER	42
DORSAL FAIRING	32	FAIRING SPEED	37
DORSAL FIN	33	FAIRING TAILCONE	35
DUAL ALTIMETER	84	FAIRING WHEEL	42
DUAL BRAKE HUB	76	FAIRING WING	3
DUCT HEATER	27	FELT GREASE SEAL	43
DUCT HEATER	74	FERRULE AXLE BOLT	37
		FILLET WING	21
E		FILTER AIR	68
ELBOW CABIN AIR VENT	73	FILTER AIR	91
ELECTRIC CLOCK	58	FILTER ELEMENT KIT	86
ELECTRICAL EQUIPMENT	96	FILTER FUEL STRAINER	88
ELECTRONIC EQUIPMENT—SEE ELECTRONICS MANUAL		FILTER NOISE	96
ELEMENT KIT FILTER	86	FILTER OIL	86
ELEVATOR	20	FILTER RELIEF VALVE	91
ELEVATOR BALANCE WEIGHT	20	FIN	16
ELEVATOR BELLCRANK	24	FIN DORSAL	33
ELEVATOR BELLCRANK	80	FIN TIP	101
ELEVATOR CABLE	80	FINISH & TRIM PLACARD	2
ELEVATOR CONTROL SYSTEM	80	FINISH & TRIM PLACARD	21
ELEVATOR TAB STOP BLOCK	81	FINISH & TRIM PLATE—HOW TO READ	SEE PAGE III
ELEVATOR TIP	20	FIRE EXTINGUISHER	60
ELEVATOR TRIM CONTROL	81	FIRE EXTINGUISHER BRACKET	60
ELEVATOR TRIM CONTROL SYSTEM	81	FIREWALL	27
ELEVATOR TRIM INDICATOR	81	FIREWALL	95
ELEVATOR TRIM SUPPORT	26	FIREWALL GROMMETS	28
ELEVATOR TRIM TAB	19	FITTINGS FLOATPLANE	93
ELEVATOR TRIM TAB ACTUATOR	19	FLAP	14
EMBLEM CONTROL WHEEL	2	FLAP ACTUATOR MOTOR	82
ENGINE	68	FLAP ATTACHMENT ROLLER	14
ENGINE BAFFLES	71	FLAP ATTACHMENT ROLLER BUSHING	14
ENGINE COMPONENTS	69	FLAP CABLE	82
ENGINE COWL	65	FLAP CONTROL BRACKET	14
ENGINE COWL	66	FLAP CONTROL SYSTEM	82
ENGINE COWL	67	FLAP INDICATOR	58
ENGINE MOUNT	68	FLAP INDICATOR	58A
ENGINE MOUNT BRACKET	95	FLAP INDICATOR	82
ENGINE MOUNT STRINGER	23	FLAP KNOB	58
ENGINE OIL PLACARD	2	FLAP KNOB	58A
EQUIPMENT ELECTRICAL	96	FLAP MOTOR HINGE	82
EQUIPMENT FUSELAGE	60	FLAP POSITION TRANSMITTER ARM	82
EQUIPMENT WINTERIZATION	72	FLAP PUSH PULL ROD	14
ESCUTCHEON DOOR HANDLE	45	FLAP PUSH ROD	14
ESCUTCHEON DOOR HANDLE	46	FLAP RETRACT CABLE	82
ESCUTCHEON DOOR HANDLE	47	FLAP SWITCH	58
ESCUTCHEON SILENCER	73	FLAP SWITCH	82
EXHAUST SYSTEM	70	FLASHER BEACON LIGHT	101
EXTENSION BELT	62	FLASHING BEACON BULB	101
EXTENSION VALVE	37	FLASHING BEACON DOME	101
EXTENSION VALVE	42	FLASHING BEACON LIGHT	101
EXTERNAL POWER CONTACTOR	96	FLOATPLANE FITTINGS	93
EXTERNAL POWER FUSE	96	FLOORBOARD	22
EXTINGUISHER FIRE	60	FLOORBOARD	23
EYEBOLT	51	FLOORBOARD	32
EYEBOLT	60	FLOORBOARD CENTER SECTION	22
EYEBOLT CARGO TIE DOWN	60	FLOORBOARD FRONT	24
EYEBOLT HOISTING	60	FLOORBOARD FUSELAGE CENTER SECTION	22

ALPHABETICAL INDEX

NOMENCLATURE	FIGURE	NOMENCLATURE	FIGURE
F (Cont)		G	
FLUSH VALVE	12	GAGE-SEE INDIVIDUAL LISTING	
FRAME DOOR	22	GAS CAP-SEE FUEL CAP	
FRESH AIR SILENCER	73	GAS GAGE-SEE INSTRUMENT PANEL	
FRESH AIR VENT SILENCER	73	GAS LINES-SEE FUEL SYSTEM	
FRONT & CENTER SECTION FUSELAGE	22	GASKET ADHESIVE	1
FRONT DOORPOST BULKHEAD	24	GLARESHIELD	58B
FRONT FLOORBOARD	24	GLASS WINDOW	45
FRONT SEAT	54	GLASS WINDOW	46
FRONT SEAT BELT	61	GLASS WINDOW	47
FRONT SPAR	18	GREASE SEAL FELT	39
FRONT SPAR SHIELD	50	GREASE SEAL FELT	40
FUEL CAP	4	GREASE SEAL FELT	43
FUEL FILLER ADAPTER	4	GREASE SEAL FELT	44
FUEL GAGE TRANSMITTER	10	GRILL VENT	50
FUEL GAGE TRANSMITTER	11	GROMMETS FIREWALL	28
FUEL HOSE	1	GROUND SERVICE PLUG	104
FUEL JET	90	GROUND SERVICE PLUG DOOR	104
FUEL LINE	87	GROUND SERVICE PLUG RECEPTACLE	104
FUEL LINES-SEE FUEL SYSTEM		GROUND STRAP	10
FUEL PRIMER	90	GROUND STRAP	11
FUEL PRIMER THREE CYLINDER	90	GROUND STRAP	58
FUEL PUMP	69	GROUND STRAP	58A
FUEL SAMPLER CUP	12	GROUND STRAP	104
FUEL SELECTOR HANDLE	87	GYRO DIRECTIONAL	58
FUEL SELECTOR PLACARD	2	GYRO DIRECTIONAL	58A
FUEL SELECTOR SHAFT	87	GYRO DIRECTIONAL	91
FUEL SELECTOR VALVE	89	GYRO HORIZON	58
FUEL SELECTOR VALVE BRACKET	87	GYRO HORIZON	58A
FUEL STRAINER	88	GYRO HORIZON	91
FUEL STRAINER BOWL	88		
FUEL STRAINER BRACKET	87	H	
FUEL STRAINER FILTER	88	HANDLE ASSIST	45
FUEL STRAINER TOP	88	HANDLE ASSIST	46
FUEL SYSTEM	87	HANDLE ASSIST	47
FUEL TANK	4	HANDLE ASSIST	63
FUEL TANK	10	HANDLE BAGGAGE DOOR	51
FUEL TANK	11	HANDLE CABIN DOOR	45
FUEL TANK	12	HANDLE CABIN DOOR	46
FUEL TANK CAP	10	HANDLE CABIN DOOR	47
FUEL TANK CAP	11	HANDLE DOOR LATCH	48
FUEL TANK DRAIN VALVE	12	HANDLE FUEL SELECTOR	87
FUEL TANK SPACER	8	HANDLE PARKING BRAKE	75
FUEL TANK STRAINER	87	HANDLE SEAT	54
FUEL TANK STRAP	5	HANDLE SEAT ADJUST	53
FUEL TANK STRAP	6	HANDLE SEAT ADJUST	54
FUEL TANK STRAP	10	HANDLE WINDOW	45
FUEL TANK STRAP	11	HANDLE WINDOW	47
FUEL TANK VENT VALVE	10	HARNES SHOULD	61
FUEL TANK VENT VALVE	11	HEADLINER	50
FUEL VALVE	10	HEADLINER RETAINER	50
FUEL VALVE	11	HEADREST	53
FUSE	103	HEADREST	54
FUSE CLOCK	96	HEADREST	55
FUSE EXTERNAL POWER	96	HEADREST	56
FUSE HOLDER	96	HEATER	84
FUSE HOLDER CLOCK	96	HEATER DUCT	27
FUSE HOLDER EXTERNAL POWER	96	HEATER DUCT	74
FUSELAGE	21	HEATING & DEFROSTING SYSTEM CABIN	74
FUSELAGE AFT SECTION	32	HEATING CABIN	74
FUSELAGE CENTER SECTION FLOORBOARD	22	HINGE AILERON	13
FUSELAGE EQUIPMENT	60	HINGE FLAP MOTOR	82
FUSELAGE FRONT SECTION STRUCTURE	23	HINGE STABILIZER	18
FUSELAGE SOUNDPROOFING	52	HINGE WINDOW	45
FUSELAGE SOUNDPROOFING	52A	HINGE WINDOW	47
FUSELAGE SPAR BLOCK	24	HOISTING EYEBOLT	60
FUSELAGE TAILCONE	35		

ALPHABETICAL INDEX

NOMENCLATURE	FIGURE	NOMENCLATURE	FIGURE
H (Cont)		K (Cont)	
HOISTING PROVISIONS.	93	KNOB FLAP.	58
HOLDER CLOCK FUSE.	96	KNOB FLAP.	58A
HOLDER CUP	60	KNOB SEAT ADJUSTMENT	56
HOLDER EXTERNAL POWER FUSE	96	KNOB SILENCER.	73
HOLDER FUSE.	96	KNOBS-SEE INDIVIDUAL APPLICATIONS.	
HOOK GLIDER TOW.	60		
HORIZON GYRO	58	L	
HORIZON GYRO	58A	LAMP	98
HORIZON GYRO	91	LAMP	99
HORN STALL WARNING	85	LAMP TAIL LIGHT.	17
HOSE FUEL.	1	LAMPS-SEE BULBS.	
HOSE MASTER CYLINDER	75	LAMPS-SEE LIGHTS	
HOSE OIL PRESSURE.	68	LANDING GEAR BULKHEAD.	30
HOSES-SEE APPLICABLE SYSTEM.		LANDING GEAR BULKHEAD SKIN	22
HOURLY METER.	58	LANDING GEAR MAIN.	42
HOURLY METER.	58A	LANDING LIGHT.	98
HOW TO ORDER PAINTED PARTS SEE PAGE VII.		LANDING LIGHT BRACKET.	98
HOW TO ORDER PARTS-SEE INTRODUCTION.		LANDING LIGHT DUAL	99
HOW TO ORDER UPHOLSTERED PARTS-SEE PAGE VI		LATCH.	61
HOW TO READ FINISH & TRIM PLATE-SEE PAGE III		LATCH BAGGAGE DOOR	49
HOW TO USE PARTS CATALOG-SEE PAGE I		LATCH CABIN DOOR	48
HUB CAP.	37	LATCH DOOR	37
HUB CAP NOSE GEAR.	37	LATCH DOOR	42
HUB DUAL BRAKE	76	LATCH DOOR	45
		LATCH DOOR	65
I		LATCH DOOR	66
IGNITION SWITCH KIT.	58	LATCH DOOR	67
IGNITION SWITCH KIT.	58A	LEADING EDGE SKIN.	18
INDICATOR-SEE INSTRUMENT PANEL		LEADING EDGE WING.	7
INSTRUMENT CLUSTER	58	LEFT WING STRUCTURE.	5
INSTRUMENT CLUSTER	58A	LEFT WING STRUCTURE.	6
INSTRUMENT CLUSTER BULB.	58B	LENS INSTRUMENT LIGHT.	97
INSTRUMENT LIGHT	58B	LENS STROBE LIGHT.	3
INSTRUMENT LIGHT LENS.	97	LENS TAIL LIGHT.	17
INSTRUMENT PANEL BULB.	97	LENS TAIL LIGHT CLEAR.	17
INSTRUMENT PANEL EQUIPMENT	58	LID BATTERY BOX.	36
INSTRUMENT PANEL EQUIPMENT	58A	LIGHT CONTROL WHEEL MAP.	103
INSTRUMENT PANEL EYEBROW	58	LIGHT COURTESY	100
INSTRUMENT PANEL LIGHT	97	LIGHT DUAL LANDING	99
INSTRUMENT PANEL LIGHT BULB.	97	LIGHT FLASHING BEACON.	101
INSTRUMENT-SEE INDIVIDUAL LISTINGS		LIGHT INSTRUMENT	58B
INSULATION BREATHING TUBE	68	LIGHT LANDING.	98
INSULATION BREATHING TUBE	72	LIGHT MAP.	102
		LIGHT MAP.	103
J		LIGHT OVERVOLTAGE.	58
JACK-HEADSET-SEE CESSNA ELECTRONICS MANUAL		LIGHT POST	58B
JACK-MICROPHONE-SEE CESSNA ELECTRONICS MANUAL.		LIGHT RUDDER	17
JAMB BAGGAGE DOOR.	32	LIGHT STROBE	3
JOINT UNIVERSAL.	78	LIGHTED INSTRUMENT PANEL COVERS POST	58B
		LIGHTER CIGAR.	58
K		LIGHTER CIGAR.	58A
KIT BATTERY.	96	LIMIT SWITCHES-SEE SWITCHES.	
KIT IGNITION SWITCH.	58	LINES-SEE INDIVIDUAL SYSTEM.	
KIT IGNITION SWITCH.	58A	LINING BRAKE	44
KIT SEAT ROLLER.	53	LINK LOWER TORQUE.	38
KIT SHOCK MOUNT.	68	LINK UPPER TORQUE.	38
KITS-SEE ACCESSORY KIT CATALOG		LOCK CONTROL	60
KNOB CIGAR LIGHTER	58	LOCK DOOR.	49
KNOB CIGAR LIGHTER	58A	LUBRICATION FITTING.	38
		M	
		MAGNETIC CATCH	59

ALPHABETICAL INDEX

NOMENCLATURE	FIGURE	NOMENCLATURE	FIGURE
M (Cont)		O (Cont)	
MAGNETO.	69	OIL FILTER PLACARD	86
MAIN GEAR WHEEL.	43	OIL GAGE	58A
MAIN GEAR WHEEL.	44	OIL GAGE	69
MAIN LANDING GEAR.	42	OIL PRESSURE GAGE.	58
MAIN LANDING GEAR AXLE	42	OIL PRESSURE HOSE.	68
MAP CASE	59	OIL PRESSURE LINE.	68
MAP CASE DOOR.	59	OIL PRESSURE SWITCH.	68
MAP COMPARTMENT.	59	OIL QUICK DRAIN VALVE.	68
MAP LIGHT.	102	OIL TEMP GAGE.	58
MAP LIGHT.	103	OIL TEMP GAGE.	58A
MAP LIGHT BULB	102	OIL TEMPERATURE ADAPTOR.	68
MAP LIGHT CONTROL WHEEL.	103	OPERATIONAL LIMITATIONS PLACARD.	2
MAPLIGHT	102	OUTSIDE AIR DOOR	23
MARKER BEACON PLACARD.	58	OUTSIDE AIR TEMPERATURE GAGE	60
MASTER BRAKE CYLINDER.	77	OUTSIDE AIR VENT	73
MASTER SWITCH.	58	OVERHEAD CONSOLE BULB.	97
MASTER SWITCH.	58A	OVERVOLTAGE LIGHT.	58
MIKE SWITCH.	78	OVERVOLTAGE SENSOR	96
MIRROR & COVER	60		
MIXTURE CONTROL.	27	P	
MIXTURE CONTROL.	58	PAD CONTROL WHEEL.	78
MIXTURE CONTROL.	58A	PAINT-SEE FINISH & TRIM PLATE	SEE PAGE III
MIXTURE CONTROL.	68	PAINTED PARTS-HOW TO ORDER	SEE PAGE VII.
MOORING EYEBOLT.	23	PANEL BAGGAGE COMPARTMENT.	51
MOORING EYEBOLT.	35	PANEL EQUIPMENT INSTRUMENT	58
MOORING RING	15	PANEL EQUIPMENT INSTRUMENT	58A
MOTOR FLAP ACTUATOR.	82	PANEL LIGHT INSTRUMENT	97
MOULDING REAR WINDOW	50	PANEL REMOVABLE.	58
MOULDING STABILIZER.	18	PANEL SHOCK.	58
MOULDING WINDOW.	50	PANEL SHOCK.	58A
MOUNT ENGINE	68	PANEL SOUNDPROOFING.	52
MOUNT SHOCK.	27	PANEL SOUNDPROOFING.	52A
MOUNT TAIL LIGHT	17	PANEL STATIONARY	58
MUFFLER.	70	PANEL STATIONARY	58A
		PANEL UPHOLSTERY	45
N		PANEL UPHOLSTERY	46
NAMEPLATES	2	PANEL UPHOLSTERY	47
NAMEPLATES & EXTERIOR MARKINGS	2	PARKING BRAKE.	75
NAV LIGHT DETECTOR	3	PARKING BRAKE HANDLE	75
NAV LIGHT SWITCH	58A	PAWL SEAT BACK	53
NAVOMATIC AUTO PILOT-SEE ELECTRONICS MANUAL.		PAWL SEAT BACK	56
NET BAGGAGE.	51	PEDAL BRAKE.	76
NOISE FILTER	96	PEDAL BRAKE & RUDDER	76
NOSE CAP	65	PEDAL RUDDER	76
NOSE CAP	66	PEDESTAL	54
NOSE CAP	67	PILOT & CO PILOT SEAT.	53
NOSE GEAR.	37	PILOT SEAT	53
NOSE GEAR FITTING.	23	PILOTS CHECK LIST.	2
NOSE GEAR SHOCK STRUT PLACARD.	2	PIN BASE PLUG.	38
NOSE GEAR STEERING ARM	38	PISTON MASTER CYLINDER	77
NOSE GEAR UPPER FITTING.	23	PITOT HEAT SWITCH.	58
NOSE GEAR WHEEL.	39	PITOT HEAT SWITCH.	58A
NOSE GEAR WHEEL.	40	PITOT SYSTEM	84
NOSECAP.	65	PITOT TUBE	7
NOZZLE DEFROSTER	74	PITOT TUBE	84
NUMERICAL INDEX-SEE LAST SECTION IN CATALOG.		PLACARDS	SEE FIG 2
		PLATE BAGGAGE DOOR LATCH	49
O		PLATE PRESSURE	43
OIL COOLER	68	PLATE PRESSURE	44
OIL FILTER	86	PLATE SCUFF.	49
OIL FILTER ADAPTER	86	PLATE STRIKE	32
OIL FILTER PLACARD	2	PLATE STRIKER.	45
		PLATE STRIKER.	47
		PLUG PIN BASE.	38
		PLUG SPARK	69

ALPHABETICAL INDEX

NOMENCLATURE	FIGURE	NOMENCLATURE	FIGURE
P (Cont)		R (Cont)	
PORTABLE STRETCHER	62	ROLLER FLAP ATTACHMENT	14
POSITION TRANSMITTER FLAP	82	ROTARY CLUTCH	32
POST LIGHT	588	RUDDER	17
POST LIGHT BULB	588	RUDDER	94
POST LIGHTED INSTRUMENT PANEL COVERS	588	RUDDER BAR SHIELD	51
POWER SUPPLY STROBE LIGHT	96	RUDDER CONTROL SYSTEM	83
PRESSURE PLATE	43	RUDDER CONTROL SYSTEM	83A
PRESSURE PLATE	44	RUDDER LIGHT	17
PRIMER	1	RUDDER PEDAL	76
PRIMER FUEL	90	RUDDER TIP	17
PRIMER LINE	87	RUDDER WEIGHT	17
PRIMER THREE CYLINDER FUEL	90		
PRIMER ZINC CHROMATE	1	S	
PROPELLER	64	SAFETY BELT-ALSO SEE SEAT BELTS	
PROVISIONS HOISTING	93	SCOOP AIR	7
PULLEYS-SEE APPLICABLE SYSTEM		SCOOP AIR	65
PUMP FUEL	69	SCOOP AIR	66
PUMP VACUUM	69	SCOOP AIR	67
PUMP VACUUM	91	SCRAPER FAIRING	42
		SCUFF PLATE	49
R		SEAL BAFFLE	71
RADIO COVER	58	SEAL CARBURETOR AIR FILTER	68
RADIO COVER	58A	SEAL FELT GREASE	39
RADIO SHELF	32	SEAL FELT GREASE	40
RADIOS-SEE CESSNA ELECTRONICS MANUAL		SEAL FELT GREASE	44
REAR ARM REST SUPPORT	32	SEAL WINDOW	32
REAR DOORPOST BULKHEAD	29	SEAL WINDOW	45
REAR SEAT	55	SEAL WINDOW	47
REAR SEAT	56	SEALANT	1
REAR SEAT BACK	55	SEALER REAR WINDOW	32
REAR SEAT BOTTOM	55	SEAT AUXILIARY	57
REAR SPAR	18	SEAT BACK CAM	55
REAR VIEW MIRROR	60	SEAT BACK COVERS-SEE APPLICABLE SEAT	
REAR WINDOW	32	SEAT BACK CUSHION-SEE APPLICABLE SEAT	
REAR WINDOW MOULDING	50	SEAT BACK PAWL	53
REAR WINDOW RETAINER	32	SEAT BACK PAWL	56
REAR WINDOW SEALER	32	SEAT BACK-SEE INDIVIDUAL SEAT	
RECEPTACLE GROUND SERVICE PLUG	104	SEAT BELT	61
RECLINING ADJUSTMENT HANDLE	53	SEAT BELT FITTING	61
REFLECTOR	97	SEAT BELT REAR	61
REGULATOR VOLTAGE	69	SEAT BOTTOM-SEE INDIVIDUAL SEAT	
REGULATOR VOLTAGE	96	SEAT CHILDS	57
RELAY SPLIT BUS BAR	96	SEAT FRONT	54
RELIEF VALVE	91	SEAT PILOT	53
RELIEF VALVE FILTER	91	SEAT PILOT & CO PILOT	53
REMOVABLE PANEL	58	SEAT REAR	55
RESISTOR	58	SEAT REAR	56
RESISTOR	58A	SEAT ROLLER KIT	53
RESISTOR	101	SEAT STOP	53
RETAINER HEADLINER	50	SEAT STOP	54
RETAINER REAR WINDOW	32	SEAT STOP-SEE INDIVIDUAL SEAT INSTALLATION	
RETAINER WINDOW	46	SENSOR OVERVOLTAGE	96
RETAINER WINDSHIELD	24	SERVICE PLUG GROUND	104
RETAINER WINDSHIELD TOP	22	SET KIT RIVET	44
RETAINER WINDSHIELD TOP	31	SHAFT FUEL SELECTOR	87
RIBS-SEE APPLICABLE STRUCTURE		SHAFT TACHOMETER	68
RIGHT WING STRUCTURE	5	SHAFT TACHOMETER DRIVE	58
RIGHT WING STRUCTURE	6	SHAFT TACHOMETER DRIVE	58A
RING MOORING	15	SHelf RADIO	32
RING TRUE AIRSPEED	58	SHIELD COURTESY LIGHT	100
RIVET SET KIT	44	SHIMMY DAMPENER	41
ROD AILERON PUSH PULL	13	SHOCK MOUNT	27
ROD AILERON PUSH PULL	79	SHOCK MOUNT KIT	68
ROD FLAP PUSH	14	SHOCK PANEL	58
ROD FLAP PUSH PULL	14	SHOCK PANEL	58A



ALPHABETICAL INDEX

NOMENCLATURE	FIGURE	NOMENCLATURE	FIGURE
S (Cont)		S (Cont)	
SHOCK PANEL COVER	58	STRAP BATTERY GROUND	96
SHOCK PANEL COVER	58A	STRAP BONDING	63A
SHOCK STRUT LOWER	38	STRAP FUEL TANK	5
SHOCK STRUT NOSE GEAR	38	STRAP FUEL TANK	6
SHOULDER HARNESS	61	STRAP FUEL TANK	10
SHROUD	68	STRAP FUEL TANK	11
SHROUD	70	STRAP GROUND	10
SHROUD	74	STRAP GROUND	11
SIDE AIR VENT DOOR	73	STRAP GROUND	58
SIDE WINDOW	32	STRAP GROUND	58A
SILENCER ESCUTCHEON	73	STRAP GROUND	104
SILENCER FRESH AIR	73	STRETCHER PORTABLE	62
SILENCER FRESH AIR VENT	73	STRIKE PLATE	32
SILENCER KNOB	73	STRIKER PLATE	45
SILL DOOR	22	STRIKER PLATE	47
SKINS & STRINGERS	9	STROBE LIGHT	3
SKINS-SEE APPLICABLE STRUCTURE		STROBE LIGHT SWITCH	58A
SKYLIGHT WINDOW	22	STRUT	15
SLIDE CARGO TIE DOWN	60	STRUT FITTING	8
SOUND DEADENER	1	STRUT FITTING	15
SOUNDPROOFING FUSELAGE	52	STRUT LOWER SHOCK	38
SOUNDPROOFING FUSELAGE	52A	STRUT NOSE GEAR SHOCK	38
SOUNDPROOFING PANEL	52	STRUT STEP	63
SOUNDPROOFING PANEL	52A	SUCTION GAGE	58
SPACER AXLE	37	SUCTION GAGE	58A
SPACER AXLE NOSE WHEEL	37	SUCTION GAGE	91
SPACER FUEL TANK	8	SUN VISOR	60
SPAR CENTER SECTION	29	SWITCH COVER	58
SPAR FRONT	18	SWITCH COVER	58A
SPAR REAR	18	SWITCH DOME LIGHT	97
SPAR WING	8	SWITCH FLAP	58
SPAR WING REAR	8	SWITCH FLAP	82
SPARK PLUG	69	SWITCH MASTER	58
SPEAKER COVER	50	SWITCH MASTER	58A
SPEAKER-RADIO-SEE CESSNA ELECTRONICS MANUAL		SWITCH MIKE	78
SPEED FAIRING	37	SWITCH NAV LIGHT	58A
SPEED FAIRING NOSE GEAR	37	SWITCH OIL PRESSURE	68
SPINNER	64	SWITCH PANEL COVER	58
SPLIT BUS BAR RELAY	96	SWITCH PITOT HEAT	58
STABILIZER	18	SWITCH PITOT HEAT	58A
STABILIZER HINGE	18	SWITCH STROBE LIGHT	58A
STABILIZER MOULDING	18	SWITCHES-SEE INSTRUMENT PANEL	
STABILIZER TIP	18	SYSTEMS-SEE INDIVIDUAL LISTINGS	
STAINLESS STEEL CABLES-SEE SPECIFIC SYSTEM			
STALL WARNING HORN	85	T	
STARTER	69	TAB CONTROL CHAIN	81
STARTER CONTACTOR	96	TAB CONTROL WHEEL	81
STARTER CONTACTOR CABLE	96	TAB ELEVATOR TRIM	20
STATIC DISCHARGER	63A	TAB RUDDER TRIM	17
STATIC SOURCE	84	TAB WHEEL CABLE	81
STATIC SOURCE BUTTON	23	TACHOMETER	58
STATIONARY PANEL	58	TACHOMETER	58A
STATIONARY PANEL	58A	TACHOMETER DRIVE SHAFT	58
STEERING BOOT	23	TACHOMETER DRIVE SHAFT	58A
STEP	42	TACHOMETER SHAFT	68
STEP	63	TAIL LIGHT LAMP	17
STEP & HANDLE REFUELING	63	TAILCONE FAIRING	35
STEP STRUT	63	TAILCONE FUSELAGE	35
STOP BAGGAGE DOOR	32	TANK DRAIN VALVE FUEL	12
STOP SEAT	53	TANK FUEL	4
STOP SEAT	54	TANK FUEL	10
STRAINER DRAIN CONTROL	88	TANK FUEL	11
STRAINER DRAIN LINE	87	TANK FUEL	12
STRAINER FUEL	88	THROTTLE CONTROL	58
STRAINER FUEL TANK	87	THROTTLE CONTROL	58A
STRAP ASSIST	45		
STRAP ASSIST	46		
STRAP ASSIST	47		

ALPHABETICAL INDEX

NOMENCLATURE	FIGURE	NOMENCLATURE	FIGURE
T (Cont)		V (Cont)	
THROTTLE CONTROL	68	VACUUM PUMP	91
TIARA	50	VACUUM SYSTEM	91
TIP ELEVATOR	20	VALVE EXTENSION	37
TIP FIN	101	VALVE EXTENSION	42
TIP RUDDER	17	VALVE FLUSH	12
TIP STABILIZER	18	VALVE FUEL	10
TIP VERTICAL FIN	16	VALVE FUEL	11
TIP WING	5	VALVE FUEL SELECTOR	89
TIP WING	6	VALVE FUEL TANK VENT	10
TIRE	39	VALVE FUEL TANK VENT	11
TIRE	40	VALVE OIL QUICK DRAIN	68
TIRE	43	VALVE RELIEF	91
TIRE	44	VALVE WARM AIR	74
TOP CABIN	22	VENT AIR	73
TOP FUEL STRAINER	88	VENT GRILL	50
TORQUE LINK LOWER	38	VENT LINE	10
TORQUE LINK UPPER	38	VENT LINE	11
TORQUE TUBE BELLCRANK	54	VENT LINE	87
TORQUE TUBE ELEVATOR	20	VENTILATION SYSTEM CABIN	73
TOW BAR	60	VERTICAL FIN TIP	16
TOW HOOK CORD	60	VERTICAL SPEED INDICATOR	58
TOW HOOK GLIDER	60	VERTICAL SPEED INDICATOR	58A
TRANSISTORIZED LIGHT DIMMING	96	VERTICAL SPEED INDICATOR	84
TRANSMITTER FLAP POSITION	82	VIEW MIRROR REAR	60
TRANSMITTER FUEL GAGE	10	VISOR SUN	60
TRANSMITTER FUEL GAGE	11	VOLTAGE REGULATOR	69
TRIM CONTROL ELEVATOR	81	VOLTAGE REGULATOR	96
TRIM CONTROL SYSTEM ELEVATOR	81		
TRIM TAB ACTUATOR ELEVATOR	19	W	
TRIM TAB ELEVATOR	19	WARM AIR VALVE	74
TRIM TAB ELEVATOR	20	WARNING HORN STALL	85
TRIM TAB HORN	20	WEIGHT AILERON BALANCE	13
TRIM TAB RUDDER	17	WEIGHT ELEVATOR BALANCE	20
TRUE AIRSPEED INDICATOR	58	WEIGHT RUDDER	17
TRUE AIRSPEED INDICATOR	58A	WHEEL & BRAKE	43
TRUE AIRSPEED RING	58	WHEEL & BRAKE	44
TUBE CONTROL	78	WHEEL & BRAKE MAIN LANDING GEAR	43
TUBE ELEVATOR TORQUE	20	WHEEL & BRAKE MAIN LANDING GEAR	44
TUBE PITOT	7	WHEEL CONTROL	78
TUBE PITOT	84	WHEEL FAIRING	42
TUBE POLYETHYLENE	1	WHEEL MAIN GEAR	43
TUBE POLYETHYLENE	84	WHEEL MAIN GEAR	44
TUBE SHOCK STRUT	38	WHEEL NOSE GEAR	39
TUNNEL CARPET	51	WHEEL NOSE GEAR	40
TUNNEL COMPONENTS FRONT SECTION	25	WHEEL TAB CONTROL	81
TURN & BANK INDICATOR	58	WINDOW	45
TURN & BANK INDICATOR	58A	WINDOW	47
TURN COORDINATOR INDICATOR	58	WINDOW GLASS	45
TURN COORDINATOR INDICATOR	58A	WINDOW GLASS	46
TWIN PACK BEVERAGE	60	WINDOW GLASS	47
		WINDOW HANDLE	45
U		WINDOW HANDLE	47
UNIVERSAL JOINT	78	WINDOW HINGE	45
UPHOLSTERY CABIN	51	WINDOW HINGE	47
UPHOLSTERY CABIN TOP	50	WINDOW MOULDING	50
UPHOLSTERY CABIN TOP & FIREWALL	50	WINDOW REAR	32
UPHOLSTERY PANEL	45	WINDOW SEAL	32
UPHOLSTERY PANEL	46	WINDOW SEAL	45
UPHOLSTERY PANEL	47	WINDOW SEAL	47
		WINDOW SIDE	32
V		WINDOW SKYLIGHT	22
VACUUM PUMP	69	WINDSHIELD	31
		WINDSHIELD RETAINER	24
		WINDSHIELD TOP RETAINER	22
		WINDSHIELD TOP RETAINER	31

ALPHABETICAL INDEX

NOMENCLATURE	FIGURE	NOMENCLATURE	FIGURE
W (Cont)			
WING COMPLETE	3		
WING FAIRING	3		
WING FILLET	21		
WING POSITION LIGHT BULB	3		
WING REAR SPAR	8		
WING SPAR	8		
WING TIP	5		
WING TIP	6		
WINTERIZATION EQUIPMENT	72		
WINTERIZATION PLACARD	2		
WINTERIZATION PLACARD	58		
WINTERIZATION PLACARD	72		
Y			
YOKE CONTROL	78		

This page intentionally left blank.

User Friendly CDs

PARTS LISTING

FIGURE AND INDEX NO.	PART NUMBER	DESCRIPTION							UNITS PER ASSY	USABLE ON CODE
		1	2	3	4	5	6	7		
1 -		MISCELLANEOUS BULK ITEMS -----							AR	
- 1	C1-C2	CONLEY-WELD EPOXY BASE ADHESIVE.				CEMENTING ----- PLASTIC TO PLASTIC PLASTIC TO METAL FIBERGLASS TO FIBERGLASS FIBERGLASS TO METAL METAL TO METAL				
- 2	EC880	ADHESIVE-SYNTHETIC RUBBER BASE OIL RESISTANT				CEMENTING ----- RUBBER TO METAL SOUNDPROOFING TO METAL UPHOLSTERY TO METAL				
- 3	1024A-B	CEMENT PARTS A & B				CEMENTING DE-ICER ----- AND ABRASION BOOTS TO WING AND STAB ILIZER LEADING EDGES.				
- 4	1007	PRIMER				USED ONLY FOR PRIMING ----- AREAS WHERE DE-ICER AND ABRASION BOOTS ARE TO BE INSTALLED WITH 1024A-B.				
- 5	576.1	SEALANT-EXTRUDED PERMAGUM				WEATHER SEALING ----- OF METAL LAP JOINTS				
- 6	579.6	SEALANT-EXTRUDED ZINC CHROMATE				WEATHER SEALING ----- OF WINDOWS				
- 7	S1078-1	SEALANT-SYNTHETIC RUBBER-FABRIC REINFORCED .06 THICK .50 WIDE				WINDSHIELD SEALING -----				
- 8	S1078-2	SEALANT-SYNTHETIC RUBBER-FABRIC REINFORCED .12 THICK .50 WIDE				WINDSHIELD SEALING -----				
- 9	S1078-3	SEALANT-SYNTHETIC RUBBER-FABRIC REINFORCED 2 MIL MYLAR TAPE BACKING. .06 THICK 1.50 WIDE				WINDSHIELD SEALING -----				
-10	EC1239A-B	SEALANT-CATALYTIC				GENERAL PURPOSE ----- FOR FAYING SURFACES FILLET & RIVET SEALS FUEL SEALING AND AREAS WHERE SKYDROL IS PRESENT				
-11	700	SEALANT-FIREWALL				SEALING FIREWALL JOINTS ----- AND OPENINGS. WITHSTANDS 2000 DEGREE TEMP FOR 5 MINUTES.				
-12	EC776	ADHESIVE-GASKET FUEL RESISTANT SYNTHETIC RUBBER BASE.				CEMENTING GASKETS -----				
-13	550	SOUND DEADENER- LIQUID VIBRATION DAMPENER				VIBRATION DAMPENING ----- CAN BE BRUSHED OR SPRAYED.				
-14	MX25A	PRIMER-ZINC CHROMATE- YELLOW				CORROSION PROOFING -----				
-14A	LOCTITE 5381	EPOXY MIXER CUP				URETHANE TO URETHANE ----- URETHANE TO METAL POLYCARBONATE TO METAL ABS TO METAL				

FIGURE AND INDEX NO.	PART NUMBER	DESCRIPTION	UNITS PER ASSY	USABLE ON CODE
		1 2 3 4 5 6 7		
1 -14B	EC2216B/A	ADHESIVE METAL TO METAL ----- PARTS A & B		
-14C	LOCTITE 8721	LOCKING & RETAINING METAL TO METAL ----- COMPOUND		
-15	S51-4	HOSE-FUEL & OIL-1/4 ID AVAILABLE BY THE FOOT -----	AR	
	S51-6	HOSE-FUEL & OIL-3/8 ID AVAILABLE BY THE FOOT -----	AR	
	S51-8	HOSE-FUEL & OIL-1/2 ID AVAILABLE BY THE FOOT -----	AR	
	S51-10	HOSE-FUEL & OIL-5/8 ID AVAILABLE BY THE FOOT -----	AR	
	S51-12	HOSE-FUEL & OIL-3/4 ID AVAILABLE BY THE FOOT -----	AR	
	S51-16	HOSE-FUEL & OIL-1.00 ID AVAILABLE BY THE FOOT -----	AR	
	S51-32	HOSE-FUEL & OIL-2.00 ID AVAILABLE BY THE FOOT -----	AR	
-16	S202R8	CHANNEL-EXTRUDED BLACK AVAILABLE BY THE FOOT -----	AR	
	S202VW	CHANNEL-EXTRUDED WHITE AVAILABLE BY THE FOOT -----	AR	
-17	S292-1	INSULATION SLEEVING-ELEC-.118 ID AVAILABLE BY THE FOOT ---	AR	
	S292-2	INSULATION SLEEVING-ELEC-.133 ID AVAILABLE BY THE FOOT ---	AR	
	S292-3	INSULATION SLEEVING-ELEC-.148 ID AVAILABLE BY THE FOOT ---	AR	
	S292-4	INSULATION SLEEVING-ELEC-.166 ID AVAILABLE BY THE FOOT ---	AR	
	S292-5	INSULATION SLEEVING-ELEC-.186 ID AVAILABLE BY THE FOOT ---	AR	
	S292-6	INSULATION SLEEVING-ELEC-.208 ID AVAILABLE BY THE FOOT ---	AR	
	S292-8	INSULATION SLEEVING-ELEC-.263 ID AVAILABLE BY THE FOOT ---	AR	
	S292-11	INSULATION SLEEVING-ELEC-5/16 ID AVAILABLE BY THE FOOT ---	AR	
	S292-12	INSULATION SLEEVING-ELEC-3/8 ID AVAILABLE BY THE FOOT ---	AR	
	S292-14	INSULATION SLEEVING-ELEC-1/2 ID AVAILABLE BY THE FOOT ---	AR	
	S292-16	INSULATION SLEEVING-ELEC-3/4 ID AVAILABLE BY THE FOOT ---	AR	
	S292-28	INSULATION SLEEVING-ELEC-2-1/2 ID AVAILABLE BY THE FOOT --	AR	
-18	S1026BG	CLAMP-WRAP TYPE AVAILABLE IN 100 FOOT ROLL -----	AR	
-19	S1053E7T	DUCT-FLEXIBLE-NEOPRENE IMPREGNATED 7/8 DIA -----	AR	
		AVAILABLE IN 10 FOOT LENGTHS ONLY		
	S1053E8T	DUCT-FLEXIBLE-NEOPRENE IMPREGNATED 1.00 DIA -----	AR	
		AVAILABLE IN 10 FOOT LENGTHS ONLY		
	S1053E10T	DUCT-FLEXIBLE-NEOPRENE IMPREGNATED 1-1/4 DIA -----	AR	
	S1053K10T	DUCT-FLEXIBLE-SILICONE IMPREGNATED 1-1/4 DIA -----	AR	
		AVAILABLE IN 10 FOOT LENGTHS ONLY		
	S1053E12T	DUCT-FLEXIBLE-NEOPRENE IMPREGNATED 1-1 1/2 DIA -----	AR	
	S1053K12T	DUCT-FLEXIBLE-SILICONE IMPREGNATED 1-1/2 DIA -----	AR	
		AVAILABLE IN 10 FOOT LENGTHS ONLY		
	S1053E20T	DUCT-FLEXIBLE-NEOPRENE IMPREGNATED 2-1/2 DIA -----	AR	
	S1053K20T	DUCT-FLEXIBLE-SILICONE IMPREGNATED 2-1/2 DIA -----	AR	
		AVAILABLE IN 10 FOOT LENGTHS ONLY		
	S1053E24T	DUCT-FLEXIBLE-NEOPRENE IMPREGNATED 3.00 DIA -----	AR	
	S1053K24T	DUCT-FLEXIBLE-SILICONE IMPREGNATED 3.00 DIA -----	AR	
	S1053K24W	DUCT-FLEXIBLE-SILICONE IMPREGNATED 2 PLY 3.00 DIA ----	AR	
		AVAILABLE IN 10 FOOT LENGTHS ONLY		
	S1053E28T	DUCT-FLEXIBLE-NEOPRENE IMPREGNATED 3-1/2 DIA -----	AR	
	S1053K28W	DUCT-FLEXIBLE-SILICONE IMPREGNATED 2 PLY 3-1/2 DIA ---	AR	
		AVAILABLE IN 10 FOOT LENGTHS ONLY		
	S1053E32T	DUCT-FLEXIBLE-NEOPRENE IMPREGNATED 4.00 DIA -----	AR	
	S1053K32T	DUCT-FLEXIBLE-SILICONE IMPREGNATED 4.00 DIA -----	AR	
		AVAILABLE IN 10 FOOT LENGTHS ONLY		
-20	S1047-1	SEAL-SPONGE RUBBER-1/4 THICK AVAILABLE BY THE FOOT -----	AR	
	S1047-2	SEAL-SPONGE RUBBER-5/16 THICK AVAILABLE BY THE FOOT -----	AR	
-21	S1055-1	CHANNEL-EXTRUDED RUBBER AVAILABLE BY THE FOOT -----	AR	
-22	S1071-1	TUBE-POLYETHYLENE-1/4 DIA AVAILABLE BY THE FOOT -----	AR	
	S1071-3	TUBE-POLYETHYLENE-3/8 DIA AVAILABLE BY THE FOOT -----	AR	
	S1071-4	TUBE-POLYETHYLENE-1/2 DIA AVAILABLE BY THE FOOT -----	AR	
	S1071-5	TUBE-POLYETHYLENE-5/8 DIA AVAILABLE BY THE FOOT -----	AR	
-23	S1084-1	SEAL-EXTRUDED RUBBER AVAILABLE BY THE FOOT -----	AR	
-24	S1110ET	DUCT-OVAL-FLEXIBLE-NEOPRENE IMPREGNATED -----	AR	
		AVAILABLE IN 10 FT LENGTHS ONLY		
-25	S1346-1	SEAL-SPONGE RUBBER AVAILABLE IN 12 FT LENGTHS ONLY -----	AR	
-26	S1366-1	MOULDING-EXTRUDED PLASTIC-SAND AVAILABLE BY THE FOOT ----	AR	
	S1366-2	MOULDING-EXTRUDED PLASTIC-FAWN AVAILABLE BY THE FOOT ----	AR	
	S1366-3	MOULDING-EXTRUDED PLASTIC-BLACK AVAILABLE BY THE FOOT ----	AR	
-27	S1378-1	SEAL-SPONGE RUBBER-BEIGE AVAILABLE IN 7 FT LENGTHS ONLY --	AR	
	S1378-2	SEAL-SPONGE RUBBER-CLOUD GRAY -----	AR	
		AVAILABLE IN 7 FT LENGTHS ONLY		
-28	S1389-1	SEALER STRIP-FELT-1.00 WIDE AVAILABLE BY THE FOOT -----	AR	
	S1389-2	SEALER STRIP-FELT-1-1/2 WIDE AVAILABLE BY THE FOOT -----	AR	
	S1389-3	SEALER STRIP-FELT-2.00 WIDE AVAILABLE BY THE FOOT -----	AR	
	S1389-4	SEALER STRIP-FELT-1-3/4 WIDE AVAILABLE BY THE FOOT -----	AR	
	S1389-5	SEALER STRIP-FELT-1-1/4 WIDE AVAILABLE BY THE FOOT -----	AR	
	S1389-6	SEALER STRIP-FELT-2-1/4 WIDE AVAILABLE BY THE FOOT -----	AR	
	S1389-7	SEALER STRIP-FELT-1-3/8 WIDE AVAILABLE BY THE FOOT -----	AR	

CONTINUED ON NEXT PAGE

Bulk Items (Cont)

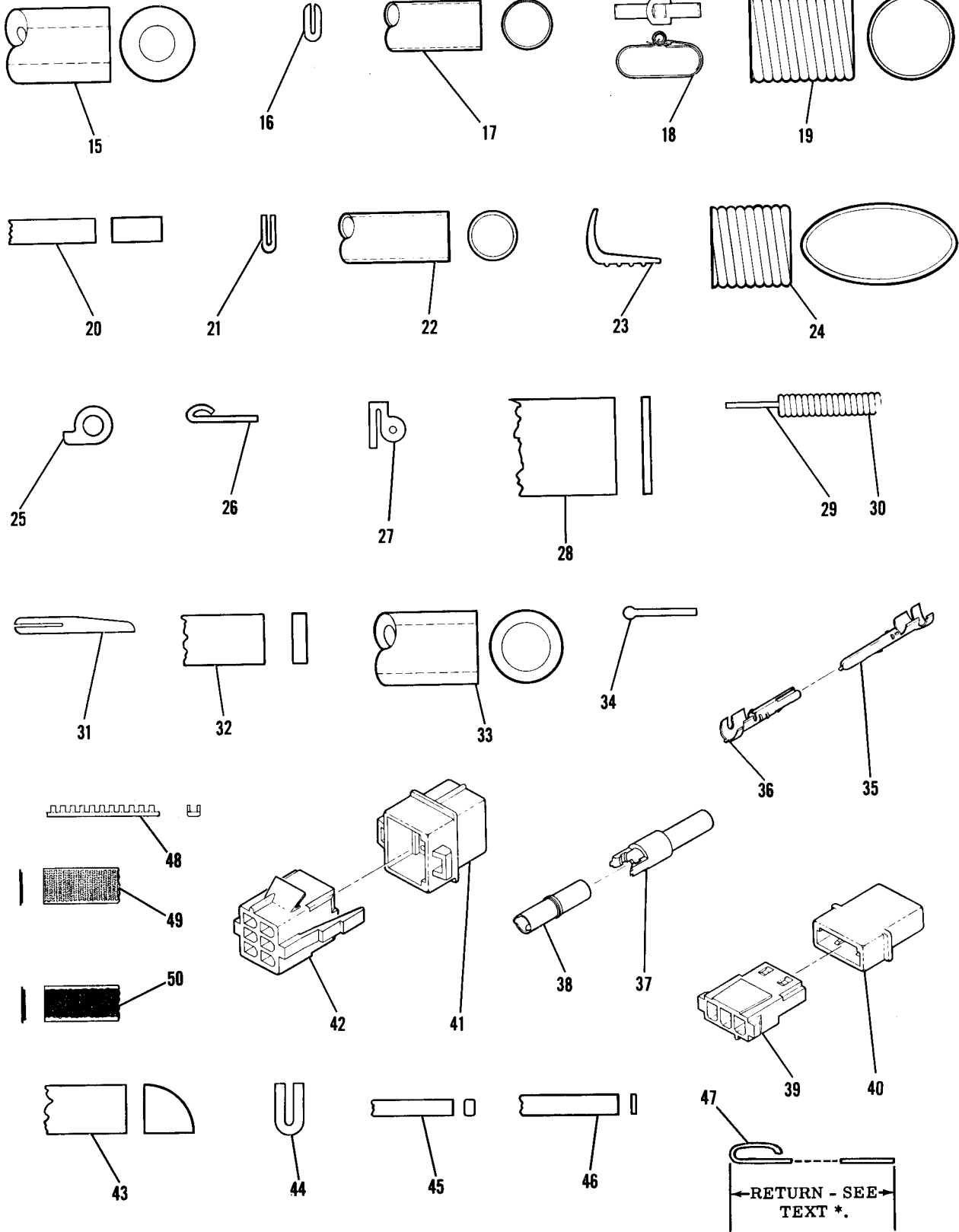


Figure 1. Miscellaneous Bulk Items

FIGURE AND INDEX NO.	PART NUMBER	DESCRIPTION							UNITS PER ASSY	USABLE ON CODE	
		1	2	3	4	5	6	7			
1 -29	S1398-1	CONTROL-PUSH PULL-WIRE AVAILABLE BY THE FOOT -----							AR		
-30	S1398-2	CONTROL-PUSH PULL-CASING AVAILABLE BY THE FOOT -----							AR		
-31	S1415-1	MOULDING-EXTRUDED VINYL -----							AR		
-32	S1441-1	SEAL-SPONGE RUBBER-3/8 WIDE AVAILABLE BY THE FOOT -----							AR		
	S1441-2	SEAL-SPONGE RUBBER-1/4 WIDE AVAILABLE BY THE FOOT -----							AR		
	S1441-3	SEAL-SPONGE RUBBER-1/2 WIDE AVAILABLE BY THE FOOT -----							AR		
-33	S1495-4	HOSE-RUBBER-1/4 ID AVAILABLE BY THE FOOT -----							AR		
	S1495-6	HOSE-RUBBER-3/8 ID AVAILABLE BY THE FOOT -----							AR		
	S1495-8	HOSE-RUBBER-1/2 ID AVAILABLE BY THE FOOT -----							AR		
	S1495-10	HOSE-RUBBER-5/8 ID AVAILABLE BY THE FOOT -----							AR		
-34	S1611-1	SEAL-EXTRUDED VINYL AVAILABLE BY THE FOOT -----							AR		
-35	S1635-1	ELECTRICAL PIN WIRE SIZE 22-18 -----							AR		
	S1635-2	ELECTRICAL PIN WIRE SIZE 18-14 -----							AR		
	S1635-3	ELECTRICAL PIN WIRE SIZE 18 GA-2 WIRE -----							AR		
-36	S1636-1	ELECTRICAL SOCKET WIRE SIZE 22-18 -----							AR		
	S1636-2	ELECTRICAL SOCKET WIRE SIZE 18-14 -----							AR		
	S1636-3	ELECTRICAL SOCKET WIRE SIZE 18 GA-2 WIRE -----							AR		
-37	S1637-1	HOUSING-ELECTRICAL PIN -----							AR		
-38	S1637-2	HOUSING-ELECTRICAL SOCKET -----							AR		
-39	S1638-1	HOUSING-ELECTRICAL SOCKET-3 CIRCUIT -----							AR		
-40	S1638-2	HOUSING-ELECTRICAL PIN-3 CIRCUIT -----							AR		
-41	S1640-6	HOUSING-ELECTRICAL PIN-6 CAVITY -----							AR		
	S1640-9	HOUSING-ELECTRICAL PIN-9 CAVITY -----							AR		
	S1640-12	HOUSING-ELECTRICAL PIN-12 CAVITY -----							AR		
	S1640-15	HOUSING-ELECTRICAL PIN-15 CAVITY -----							AR		
-42	S1641-6	HOUSING-ELECTRICAL SOCKET-6 CAVITY -----							AR		
	S1641-9	HOUSING-ELECTRICAL SOCKET-9 CAVITY -----							AR		
	S1641-12	HOUSING-ELECTRICAL SOCKET-12 CAVITY -----							AR		
	S1641-15	HOUSING-ELECTRICAL SOCKET-15 CAVITY -----							AR		
-43	S1116-1	SEAL-NEOPRENE AVAILABLE BY THE FOOT -----							AR		
-44	S1356	SEAL-EXTRUDED RUBBER AVAILABLE BY THE FOOT -----							AR		
-45	S1614	LACING-KOROSEAL AVAILABLE BY THE FOOT -----							AR		
-46	3690-1/8	FILM-BLACK VINYL-1/8 IN WIDE AVAILABLE BY THE ROLL -----							AR		
	3690-1/4	FILM-BLACK VINYL-1/4 IN WIDE AVAILABLE BY THE ROLL -----							AR		
	3690-1/2	FILM-BLACK VINYL-1/2 IN WIDE AVAILABLE BY THE ROLL -----							AR		
-47	S1948-2-1	*	TRIM-EXTRUDED CLOUD GRAY AVAILABLE BY THE FOOT -----					AR			
	S1948-2-2	*	TRIM-EXTRUDED EBONY AVAILABLE BY THE FOOT -----					AR			
	S1948-2-3	*	TRIM-EXTRUDED SILVER TEAL BLUE AVAILABLE BY THE FOOT -----					AR			
	S1948-2-4	*	TRIM-EXTRUDED MARIGOLD AVAILABLE BY THE FOOT -----					AR			
	S1948-2-5	*	TRIM-EXTRUDED SUN GOLD AVAILABLE BY THE FOOT -----					AR			
	S1948-2-6	*	TRIM-EXTRUDED LIGHT OLIVE AVAILABLE BY THE FOOT -----					AR			
	S1948-2-7	*	TRIM-EXTRUDED CLOVE BROWN AVAILABLE BY THE FOOT -----					AR			
	S1948-2-8	*	TRIM-EXTRUDED HOLIDAY BLUE AVAILABLE BY THE FOOT -----					AR			
	S1948-2-9	*	TRIM-EXTRUDED FIESTA RED AVAILABLE BY THE FOOT -----					AR			
	S1948-2-10	*	TRIM-EXTRUDED PICNIC GREEN AVAILABLE BY THE FOOT -----					AR			
	S1948-2-11	*	TRIM-EXTRUDED BOGOTA BLUE AVAILABLE BY THE FOOT -----					AR			
	S1948-2-12	*	TRIM-EXTRUDED TAHITIAN RED AVAILABLE BY THE FOOT -----					AR			
	S1948-2-13	*	TRIM-EXTRUDED CYPRUS GREEN AVAILABLE BY THE FOOT -----					AR			
	S1948-2-14	*	TRIM-EXTRUDED PEACOCK BLUE AVAILABLE BY THE FOOT -----					AR			
	S1948-2-15	*	TRIM-EXTRUDED POPPY RED AVAILABLE BY THE FOOT -----					AR			
	S1948-2-16	*	TRIM-EXTRUDED GOLDEN OLIVE & OLIVE GREEN -----					AR			
			AVAILABLE BY THE FOOT								
	S1948-2-17	*	TRIM-EXTRUDED SUNSET RED AVAILABLE BY THE FOOT -----					AR			
	S1948-2-18	*	TRIM-EXTRUDED COPEN BLUE AVAILABLE BY THE FOOT -----					AR			
	S1948-2-19	*	TRIM-EXTRUDED CHESTNUT BROWN AVAILABLE BY THE FOOT -----					AR			
	S1948-2-20	*	TRIM-EXTRUDED OLD GOLD AVAILABLE BY THE FOOT -----					AR			
-48	S1050-1	GROMMET-CATERPILLAR .056 WIDE -----							AR		
	S1050-2	GROMMET-CATERPILLAR .090 WIDE -----							AR		
	S1050-3	GROMMET-CATERPILLAR .131 WIDE -----							AR		
-49	S2092-1	FABRIC FASTENER-HOOK AVAILABLE BY FOOT -----							AR		
	S2092-3	FABRIC FASTENER-HOOK AVAILABLE BY THE FOOT -----							AR		
	S2092-31	FABRIC FASTENER-HOOK RIGID VINYL BACKED -----							AR		
			AVAILABLE BY THE FOOT								
-50	S2092-2	FABRIC FASTENER-PILE AVAILABLE BY FOOT -----							AR		
	S2092-4	FABRIC FASTENER-PILE AVAILABLE BY THE FOOT -----							AR		
	S2092-30	FABRIC FASTENER-PILE RIGID VINYL BACKED -----							AR		
			AVAILABLE BY THE FOOT								

NOTE. *PART NUMBER LISTED IN TEXT HAS A
1/2 INCH RETURN. FOR A 7/8 INCH RETURN
CHANGE FIRST DASH NUMBER TO -1.
EXAMPLE-S1948-1-4.

Placards

***ABCDEFGHIJKLMN
OPQRSTUVWXYZ
-1234567890***

**ABCDEFGHIJKLMN
OPQRSTUVWXYZ
-1234567890**

**ABCDEFGHIJKLMN
OPQRSTUVWXYZ
-1234567890**

Figure 2. (Sheet 1 of 4) Placards, Nameplates & Exterior Markings

Placards (Cont)

S1500 TYPE STENCILS * FOR SLANT GOTHIC LETTERS & NUMERALS

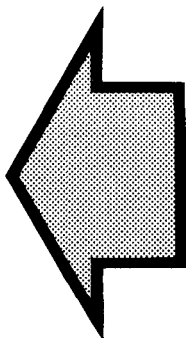
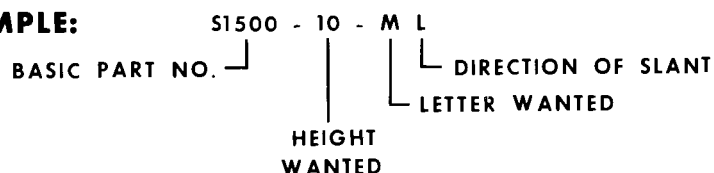
LETTERS AND NUMERALS ARE AVAILABLE IN 10 INCH AND 12 INCH HEIGHTS IN EITHER LEFT HAND OR RIGHT HAND SLANT.

LETTERS AVAILABLE ARE A THRU Z.
NUMERALS AVAILABLE ARE 0 THRU 9.

TO ORDER:

EACH LETTER OR NUMERAL WANTED MUST BE ORDERED BY GIVING BASIC PART NUMBER, FOLLOWED BY HEIGHT DESIRED, FOLLOWED BY SPECIFIC LETTER OR NUMERAL AND THE DESIGNATOR L OR R TO INDICATE LEFT OR RIGHT HAND SLANT.

EXAMPLE:



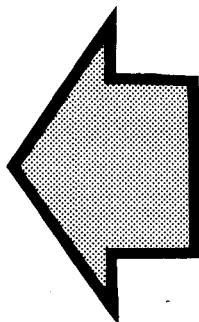
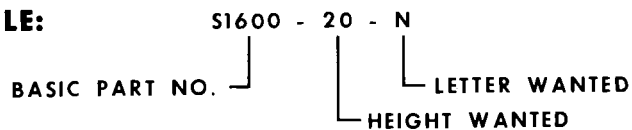
S1600 TYPE STENCILS * FOR VERTICAL GOTHIC LETTERS & NUMERALS

LETTERS AND NUMERALS ARE AVAILABLE IN 6 INCH, 12 INCH AND 20 INCH HEIGHTS. LETTERS AVAILABLE ARE A THRU Z. NUMERALS AVAILABLE ARE 0 THRU 9.

TO ORDER:

EACH LETTER OR NUMERAL WANTED MUST BE ORDERED BY GIVING BASIC PART NUMBER, FOLLOWED BY HEIGHT DESIRED, FOLLOWED BY SPECIFIC LETTER OR NUMERAL WANTED.

EXAMPLE:



* EACH STENCIL PROVIDES FOR EITHER
BACKGROUND OR CENTER MASK.

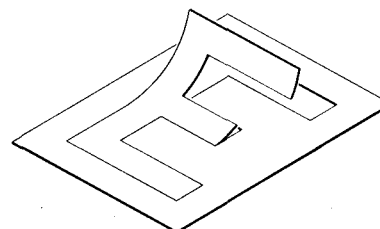


Figure 2. (Sheet 2 of 4) Placards, Nameplates & Exterior Markings

Placards (Cont)

This airplane must be operated in compliance with the operating limitations as stated in the form of placards, markings, and manuals.

MAXIMUMS

Normal Category	Utility Category
MANEUVERING SPEED (IAS)	87 knots
GROSS WEIGHT	2300 lbs.
FLIGHT LOAD FACTOR	Flaps Up +3.0, Flaps Down +3.0

No acrobatic maneuvers including spins approved.

NO AEROBATIC MANEUVERS APPROVED EXCEPT THOSE LISTED BELOW

Roll	Roll Rate	Roll Rate	Roll Rate
Roll	Roll Rate	Roll Rate	Roll Rate

DAY NIGHT VER IER

This airplane must be operated in compliance with the operating limitations as stated in the form of placards, markings, and manuals.

MAXIMUMS

Normal Category	Utility Category
MANEUVERING SPEED (IAS)	87 knots
GROSS WEIGHT	2300 lbs.
FLIGHT LOAD FACTOR	Flaps Up +3.0, Flaps Down +3.0

No acrobatic maneuvers including spins approved.

NO AEROBATIC MANEUVERS APPROVED EXCEPT THOSE LISTED BELOW

Roll	Roll Rate	Roll Rate	Roll Rate
Roll	Roll Rate	Roll Rate	Roll Rate

DAY NIGHT VER IER

FLOATPLANE

This airplane must be operated as a normal category airplane in compliance with the operating limitations as stated in the form of placards, markings, and manuals.

MAXIMUMS

MANEUVERING SPEED (IAS)	87 knots
GROSS WEIGHT	2200 lbs.
FLIGHT LOAD FACTOR	Flaps Up +3.0, Flaps Down +3.0

WATER HOUDER: 1 - 10 gal. for taxi, 10 gal. for flight and landing.

FLAPS: 10° for taxi.

No acrobatic maneuvers including spins approved. Altitude limit in stall recovery: 1200 ft. If stall recovery is required, this airplane is certified for the following flight operations as of date of original aircraft flight certificate.

DAY NIGHT VER IER

This airplane must be operated in compliance with the operating limitations as stated in the form of placards, markings, and manuals.

MAXIMUMS

Normal Category	Utility Category
MANEUVERING SPEED (IAS)	87 knots
GROSS WEIGHT	2300 lbs.
FLIGHT LOAD FACTOR	Flaps Up +3.0, Flaps Down +3.0

No acrobatic maneuvers including spins approved.

NO AEROBATIC MANEUVERS APPROVED EXCEPT THOSE LISTED BELOW

Roll	Roll Rate	Roll Rate	Roll Rate
Roll	Roll Rate	Roll Rate	Roll Rate

DAY NIGHT VER IER

This airplane must be operated in compliance with the operating limitations as stated in the form of placards, markings, and manuals.

MAXIMUMS

Normal Category	Utility Category
MANEUVERING SPEED (IAS)	87 knots
GROSS WEIGHT	2300 lbs.
FLIGHT LOAD FACTOR	Flaps Up +3.0, Flaps Down +3.0

No acrobatic maneuvers including spins approved.

NO AEROBATIC MANEUVERS APPROVED EXCEPT THOSE LISTED BELOW

Roll	Roll Rate	Roll Rate	Roll Rate
Roll	Roll Rate	Roll Rate	Roll Rate

DAY NIGHT VER IER

FLOATPLANE

This airplane must be operated as a normal category airplane in compliance with the operating limitations as stated in the form of placards, markings, and manuals.

MAXIMUMS

MANEUVERING SPEED (IAS)	86 knots
GROSS WEIGHT	2200 lbs.
FLIGHT LOAD FACTOR	Flaps Up +3.0, Flaps Down +3.0

WATER HOUDER: 1 - 10 gal. for taxi, 10 gal. for flight and landing.

FLAPS: 10° for taxi.

No acrobatic maneuvers including spins approved. Altitude limit in stall recovery: 1200 ft. If stall recovery is required, this airplane is certified for the following flight operations as of date of original aircraft flight certificate.

DAY NIGHT VER IER

FUEL SELECTOR

ALL FLIGHT 38 GAL. ATTITUDES

LEFT 19 gal. LEVEL FLIGHT ONLY

RIGHT 19 gal. LEVEL FLIGHT ONLY

OFF

REMOVE CAP AT TEE FITTING DURING ENGINE OIL CHANGE

WARNING: TURN OFF STROBE LIGHTS WHEN TAXIING IN VICINITY OF OTHER AIRCRAFT, OR DURING FLIGHT THROUGH CLOUDS, FOG OR HAZE.

FUEL SELECTOR

TAKE OFF BOTH LANDING 38 GAL. ATTITUDES

LEFT 19 gal. LEVEL FLIGHT ONLY

RIGHT 19 gal. LEVEL FLIGHT ONLY

OFF

CESSNA PART NO. 1250406-1
ELEMENT NO. 1250406-2
CHANGE OIL & FILTER ELEMENT EVERY 50 HOURS.
TORQUE 15-18 FT-LBS
ADD (1) ADDITIONAL QT OF ENGINE OIL WITH INSTALLATION OF THIS FILTER & AT EACH ELEMENT CHANGE.

CAUTION 12 VOLTS D.C.
THIS AIRCRAFT IS EQUIPPED WITH ALTERNATOR AND A NEGATIVE GROUND SYSTEM.
OBSERVE PROPER POLARITY REVERSE POLARITY WILL DAMAGE ELECTRICAL COMPONENTS.

RADIO ON [] **NO RADIO** []

FOR STEEP: N 30 60 E 120 150 S 210 240 W 300 330

WINTERIZATION KIT MUST BE REMOVED WHEN OUTSIDE AIR TEMPERATURE IS ABOVE 20°F.

REMOVE WHEN O.A.T. EXCEEDS 20°F

← N 9 0 0 0 R →

120 POUNDS MAXIMUM BAGGAGE AND/OR AUXILIARY PASSENGER FORWARD OF BAGGAGE DOOR LATCH
50 POUNDS MAXIMUM BAGGAGE AFT OF BAGGAGE DOOR LATCH
MAXIMUM 120 POUNDS COMBINED FOR ADDITIONAL LOADING INSTRUCTIONS SEE WEIGHT AND BALANCE DATA

BOTH TANKS ON FOR TAKEOFF & LANDING

MAP LIGHT DIM

ENGINE OIL
ABOVE 40°F USE SAE 40 - BELOW 40°F USE SAE 20
OIL CHANGED: DATE: _____
OIL USED: _____
*DETERGENT [] NON-DETERGENT []

EMERGENCY LOCATOR TRANSMITTER INSTALLED BEHIND THIS COVER MUST BE SERVICED IN ACCORDANCE WITH FAR 91.52

Figure 2. (Sheet 3 of 4) Placards, Nameplates & Exterior Markings

Placards (Cont)

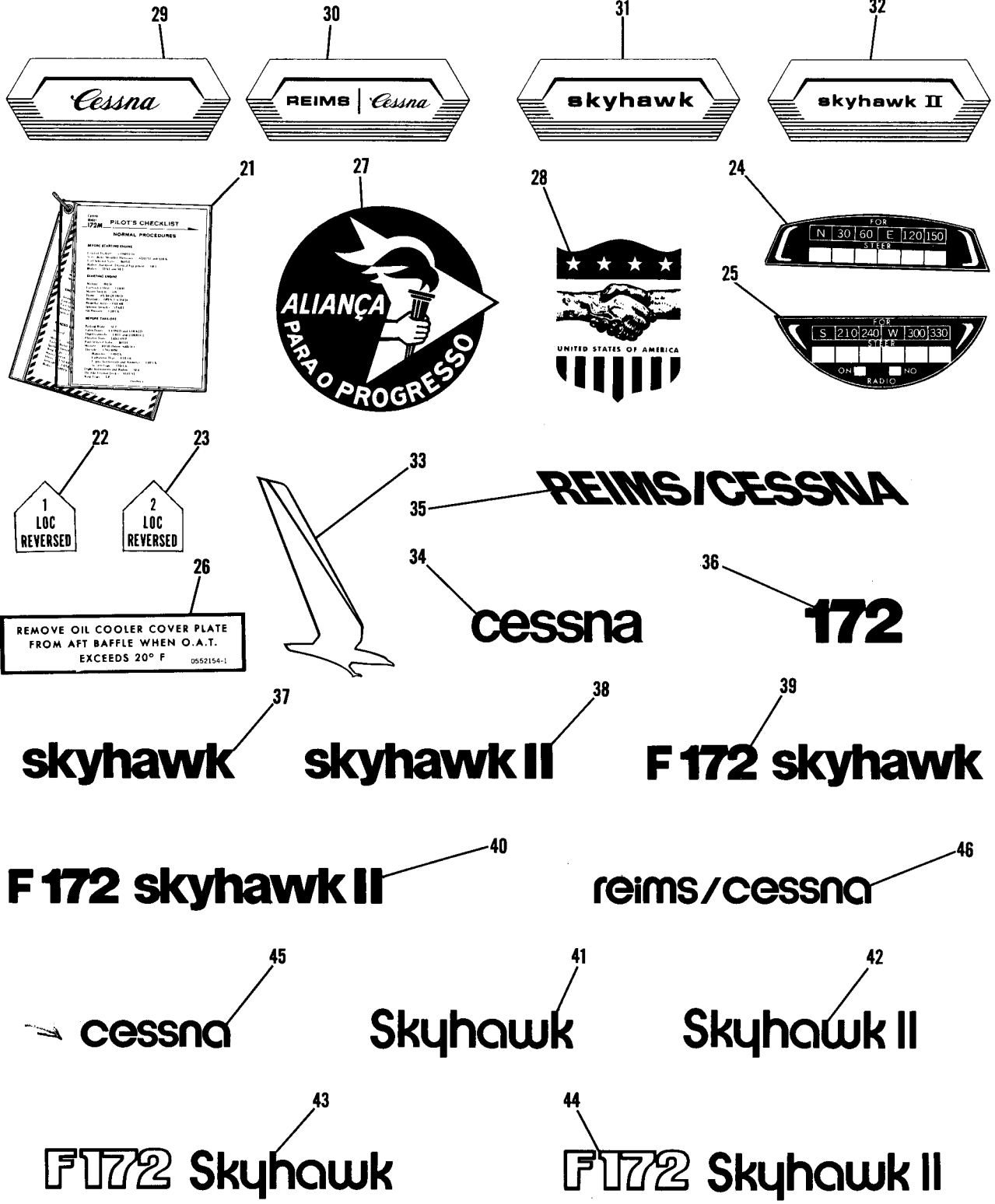


Figure 2. (Sheet 4 of 4) Placards, Nameplates & Exterior Markings

FIGURE AND INDEX NO.	PART NUMBER	DESCRIPTION	UNITS PER ASSY	USABLE ON CODE
2 -		PLACARDS, NAMEPLATES & EXTERIOR MARKINGS -----	NP	
- 1	1205001-127	PLACARD-OPERATIONAL LIMITATIONS 172 & SKYHAWKS ----- DAY-NIGHT-VFR-IFR	1	A
	1205001-128	PLACARD-OPERATIONAL LIMITATIONS 172 & SKYHAWKS ----- DAY-NIGHT-VFR	1	A
	1205001-147	PLACARD-OPERATIONAL LIMITATIONS 172 & SKYHAWKS ----- DAY-VFR	1	A
- 1A	0505053-3	PLACARD-OPERATIONAL LIMITATIONS SKYHAWKS ----- DAY-NIGHT-VFR-IFR	1	B
	0505053-2	PLACARD-OPERATIONAL LIMITATIONS SKYHAWKS ----- DAY-NIGHT-VFR	1	B
	0505053-1	PLACARD-OPERATIONAL LIMITATIONS SKYHAWKS ----- DAY-VFR	1	B
- 2	1205001-129	PLACARD-OPERATIONAL LIMITATIONS F172 ----- DAY-NIGHT-VFR-IFR ENGLISH	1	A
	1205001-131	PLACARD-OPERATIONAL LIMITATIONS F172 ----- DAY-NIGHT-VFR-IFR FRENCH	1	A
	1205001-130	PLACARD-OPERATIONAL LIMITATIONS F172 ----- DAY-NIGHT-VFR ENGLISH	1	A
	1205001-132	PLACARD-OPERATIONAL LIMITATIONS F172 ----- DAY-NIGHT-VFR FRENCH	1	A
	1205001-148	PLACARD-OPERATIONAL LIMITATIONS F172 ----- DAY-VFR ENGLISH	1	A
	1205001-149	PLACARD-OPERATIONAL LIMITATIONS F172 ----- DAY-VFR FRENCH	1	A
- 2A	0505053-6	PLACARD-OPERATIONAL LIMITATIONS F172 ----- DAY-NIGHT-VFR-IFR ENGLISH	1	B
	0505053-9	PLACARD-OPERATIONAL LIMITATIONS F172 ----- DAY-NIGHT-VFR-IFR FRENCH	1	B
	0505053-5	PLACARD-OPERATIONAL LIMITATIONS F172 ----- DAY-NIGHT-VFR ENGLISH	1	B
	0505053-8	PLACARD-OPERATIONAL LIMITATIONS F172 ----- DAY-NIGHT-VFR FRENCH	1	B
	0505053-4	PLACARD-OPERATIONAL LIMITATIONS F172 ----- DAY-VFR ENGLISH	1	B
	0505053-7	PLACARD-OPERATIONAL LIMITATIONS F172 ----- DAY-VFR FRENCH	1	B
- 3	1205001-133	PLACARD-OPERATIONAL LIMITATIONS FLOATPLANE ----- DAY-NIGHT-VFR-IFR	1	A
	1205001-134	PLACARD-OPERATIONAL LIMITATIONS FLOATPLANE ----- DAY-NIGHT-VFR	1	A
	1205001-156	PLACARD-OPERATIONAL LIMITATIONS FLOATPLANE ----- DAY-VFR	1	A
- 3A	0505053-18	PLACARD-OPERATIONAL LIMITATIONS FLOATPLANE ----- DAY-NIGHT-VFR-IFR	1	B
	0505053-17	PLACARD-OPERATIONAL LIMITATIONS FLOATPLANE ----- DAY-NIGHT-VFR	1	B
	0505053-16	PLACARD-OPERATIONAL LIMITATIONS FLOATPLANE ----- DAY-VFR	1	B
- 4	0543032-2	PLACARD-NOSE GEAR SHOCK STRUT -----	1	
- 5	0713047	PLACARD-FINISH & TRIM -----	1	
- 6	0505011-1	PLACARD-ENGINE OIL -----	1	
- 7	C622003-0105	PLACARD-STROBE LIGHT -----	1	
- 8	0705048-2	PLACARD-FUEL SELECTOR 19 GAL -----	1	A
	0705048-3	PLACARD-FUEL SELECTOR 24 GAL LONG RANGE WING -----	1	A
- 8A	0705048-17	PLACARD-FUEL SELECTOR 19 GAL -----	1	B
	0705048-18	PLACARD-FUEL SELECTOR 24 GAL -----	1	B
- 9	1220112-4	PLACARD-FLOATPLANE FLAPS -----	1	
-10	1250410-3	PLACARD-OIL FILTER -----	1	
-11	1205024-1	PLACARD-POLARITY -----	1	
-12	0400210-2	PLACARD-COMPASS CORRECTION FLOATPLANE ONLY -----	1	
-13	0505009-3	PLACARD-WINTERIZATION -----	1	
-14	0552110-3	PLACARD-WINTERIZATION -----	2	
-15		PLACARD-AIRPLANE IDENTIFICATION -----	NP	
-16	0505043-1	PLACARD-BAGGAGE -----	1	
-17	0505006-1	PLACARD-TAKE-OFF & LANDING -----	1	A
-18	S1397-6	PLACARD-ENGINE OIL CHANGE -----	1	
-19	1205004-1	PLACARD-MAP LIGHT DIM -----	1	
-20	1205085-2	PLACARD-EMERGENCY LOCATOR TRANSMITTER -----	1	
-21	0505049-3	PILOTS CHECK LIST -----	1	A

CONTINUED ON NEXT PAGE



FIGURE AND INDEX NO.	PART NUMBER	DESCRIPTION							UNITS PER ASSY	USABLE ON CODE
		1	2	3	4	5	6	7		
2 -22	2005012-3	PLACARD-BACK COURSE INDICATOR LIGHT -----							1	A
-23	2005012-4	PLACARD-BACK COURSE INDICATOR LIGHT -----							1	A
-24	0400213-4	PLACARD-COMPASS CORRECTION -----							1	
-25	0400213-5	PLACARD-COMPASS CORRECTION -----							1	
-26	0552154-1	PLACARD-WINTERIZATION KIT -----							1	
-27	S1714-1	PLACARD-ALLIANCE FOR PROGRESS -----							1	
-28	S1713-1	PLACARD-HANDS OF FRIENDSHIP -----							1	
-29	0405031-1	EMBLEM-CONTROL WHEEL 172 -----							1	A
-30	0405031-2	EMBLEM-CONTROL WHEEL F172 -----							1	
-31	0405031-3	EMBLEM-CONTROL WHEEL SKYHAWK -----							1	
-32	0405031-4	EMBLEM-CONTROL WHEEL SKYHAWK II -----							1	
-33	0505044-3	PLACARD-EXTERIOR	RH	SKYHAWK -----					1	
	0505044-4	PLACARD-EXTERIOR	LH	SKYHAWK -----					1	
-34	0405037-1	PLACARD-EXTERIOR	BLACK	CESSNA -----					2	A
	0405037-2	PLACARD-EXTERIOR	WHITE	CESSNA -----					2	A
-35	0405037-3	PLACARD-EXTERIOR	LH	REIMS CESSNA -----					1	A
	0405037-4	PLACARD-EXTERIOR	RH	REIMS CESSNA -----					1	A
-36	0505051-1	PLACARD-EXTERIOR	WHITE	172 -----					2	A
	0505051-7	PLACARD-EXTERIOR	BLACK	172 -----					2	A
-37	0505051-2	PLACARD-EXTERIOR	WHITE	SKYHAWK -----					2	A
	0505051-8	PLACARD-EXTERIOR	BLACK	SKYHAWK -----					2	A
-38	0505051-3	PLACARD-EXTERIOR	SKYHAWK II -----					2	A	
-39	0505051-4	PLACARD-EXTERIOR	F172 SKYHAWK -----					2	A	
-40	0505051-6	PLACARD-EXTERIOR	F172 SKYHAWK II -----					2	A	
-41	0505057-2	PLACARD-EXTERIOR	WHITE	SKYHAWK -----					1	B
	0505057-8	PLACARD-EXTERIOR	BLACK	SKYHAWK -----					1	B
-42	0505057-3	PLACARD-EXTERIOR	SKYHAWK II -----					1	B	
-43	0505057-4	PLACARD-EXTERIOR	F172 SKYHAWK -----					1	B	
-44	0505057-5	PLACARD-EXTERIOR	F172 SKYHAWK II -----					1	B	
-45	0505038-1	PLACARD-EXTERIOR	BLACK	CESSNA -----					1	B
	0505038-2	PLACARD-EXTERIOR	WHITE	CESSNA -----					1	B
-46	0505038-3	PLACARD-EXTERIOR	REIMS CESSNA -----					1	B	

A---172 SERIAL 17263459 THRU 17265684
 F172 SERIAL F17201235 THRU F17201384
 B---172 SERIAL 17265685 & ON
 F172 SERIAL F17201385 & ON

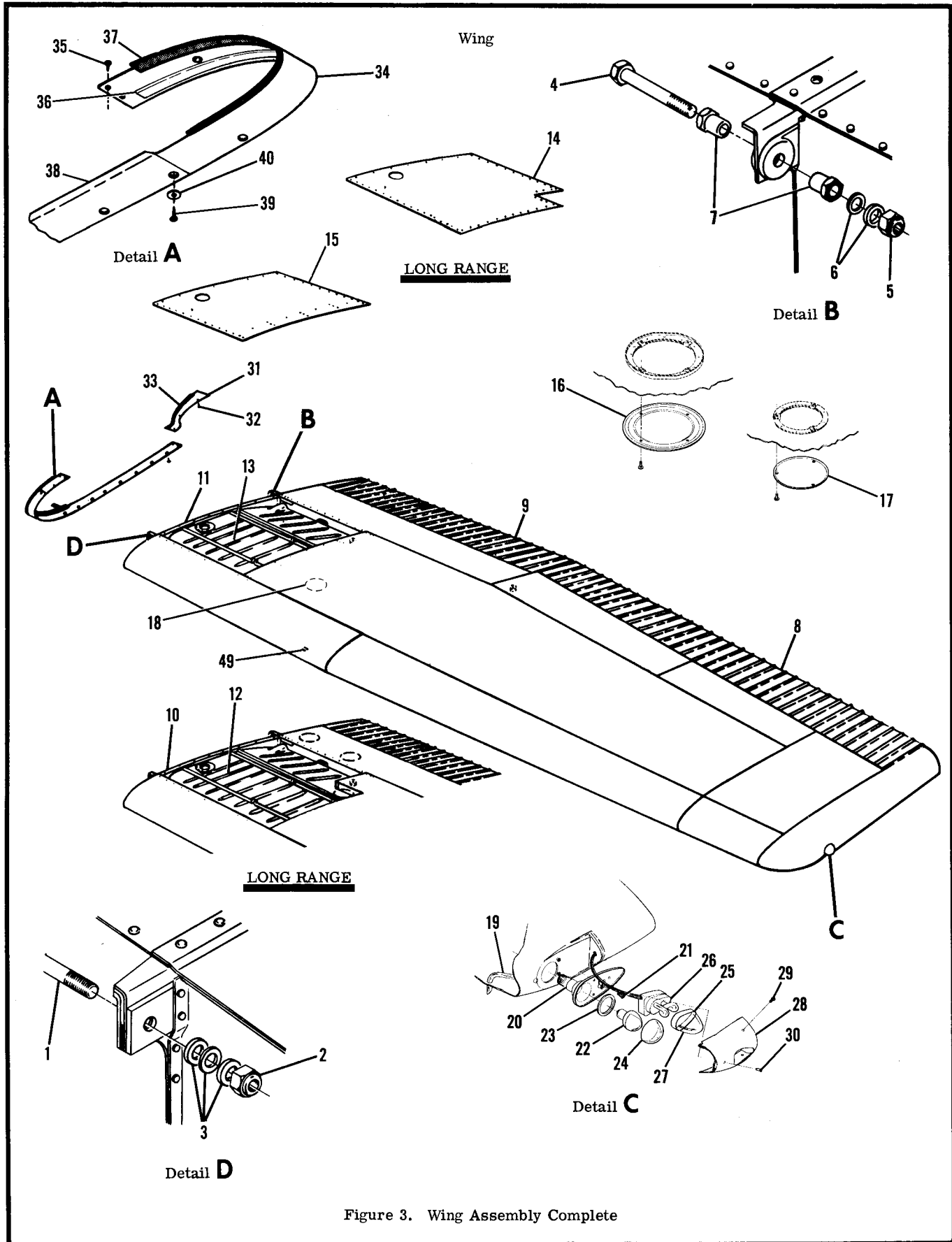


Figure 3. Wing Assembly Complete



FIGURE AND INDEX NO.	PART NUMBER	DESCRIPTION	UNITS PER ASSY	USABLE ON CODE
3 -		WING ASSEMBLY-COMplete LH ----- WING ASSEMBLY-COMplete RH ----- ATTACHING PARTS	NP NP	
- 1	AN8-23A	BOLT -----	1	
- 2	MS20365-820C	NUT -----	1	
- 3	AN960-816	WASHER -----	3	
- 4	AN7-24A	BOLT -----	1	
- 5	MS20365-720C	NUT -----	1	
- 6	AN960-716	WASHER -----	2	
- 7	0512123	BUSHING ----- -----*	2	
- 8	SEE FIG 13	AILERON INSTL -----	1	
- 9	SEE FIG 14	FLAP INSTL -----	1	
-10	SEE FIG 6	STRUCTURE ASSY-WING LONG RANGE -----	1	
-11	SEE FIG 5	STRUCTURE ASSY-WING STD -----	1	
-12	SEE FIG 11	TANK INSTL-FUEL LONG RANGE -----	1	
-13	SEE FIG 10	TANK INSTL-FUEL STD -----	1	
-14	SEE FIG 4	FUEL TANK WELL COVERS INSTL LONG RANGE -----	1	
-15	SEE FIG 4	FUEL TANK WELL COVERS INSTL STD -----	1	
-16	S329	PLATE-INSPECTION USE WITH 5.82 IN. OPENING ----- ATTACHING PARTS	AR	
	S1021Z8-6	SCREW ----- -----*	4	
-17	S225-1	PLATE-INSPECTION USE WITH 4.00 IN. OPENING ----- ATTACHING PARTS	AR	
	S1021Z8-8	SCREW ----- -----*	3	
-18	SEE FIG 100	COURTESY LIGHT INSTL -----	1	
-19	1221201-3	DETECTOR-NAV LIGHT LH -----	1	
	1221201-4	DETECTOR-NAV LIGHT RH -----	1	
-20	C622001-0201	LIGHT BASE ASSY-WING POSITION ----- ATTACHING PARTS	1	
-21	AN507-632R8	SCREW ----- -----*	3	
-22	A7512-12	BULB-WING POSITION LIGHT GMC -----	2	
-23	A1257A	GASKET GMC -----	2	
-24	A1280-2	LENS-WING POSITION LH RED GMC -----	1	
	A1280-3	LENS-WING POSITION RH GREEN GMC -----	1	
	C622006-0101	STROBE & LENS ASSY -----	1	
-25	C622006-0105	GASKET-STROBE LIGHT -----	1	
-26	C622006-0102	LIGHT-STROBE LIGHT -----	1	
-27	C622006-0103	LENS-STROBE LIGHT -----	1	
-28	0723201-1	SHIELD-WING POSITION LIGHT LH W/O STROBE LIGHT -----	1	
	0723201-2	SHIELD-WING POSITION LIGHT RH W/O STROBE LIGHT -----	1	
	0723201-3	SHIELD-WING POSITION LIGHT LH WITH STROBE LIGHT -----	1	
	0723201-4	SHIELD-WING POSITION LIGHT RH WITH STROBE LIGHT ----- ATTACHING PARTS	1	
-29	AN507-632R8	SCREW -----	2	
-30	AN507-632R12	SCREW -----	1	
	NAS1329A06K120	NUTPLATE ----- -----*	2	
-31	0520008	FAIRING ASSY-WING REAR LWR LH -----	1	
	0520008-1	FAIRING ASSY-WING REAR LWR RH ----- ATTACHING PARTS	1	
-32	S1022Z8-6	SCREW ----- -----*	8	
-33	S202R8	MOULDING -----	AR	
-34	0520015-5	FILLET ASSY -----	1	
	0520015-6	FILLET ASSY ----- ATTACHING PARTS	1	
-35	S1022Z8-8	SCREW -----	6	
	S290D832	WASHER ----- -----*	3	
-36	0520005-3	RUB STRIP -----	1	
-37	S1078-1	SEAL BKI -----	AR	
-38	0520016-1	FAIRING-LH -----	1	
	0520016-2	FAIRING-RH ----- ATTACHING PARTS	1	
-39	S1022Z8-8	SCREW -----	6	
-40	S290D832	WASHER ----- -----*	6	

Wing (Cont)

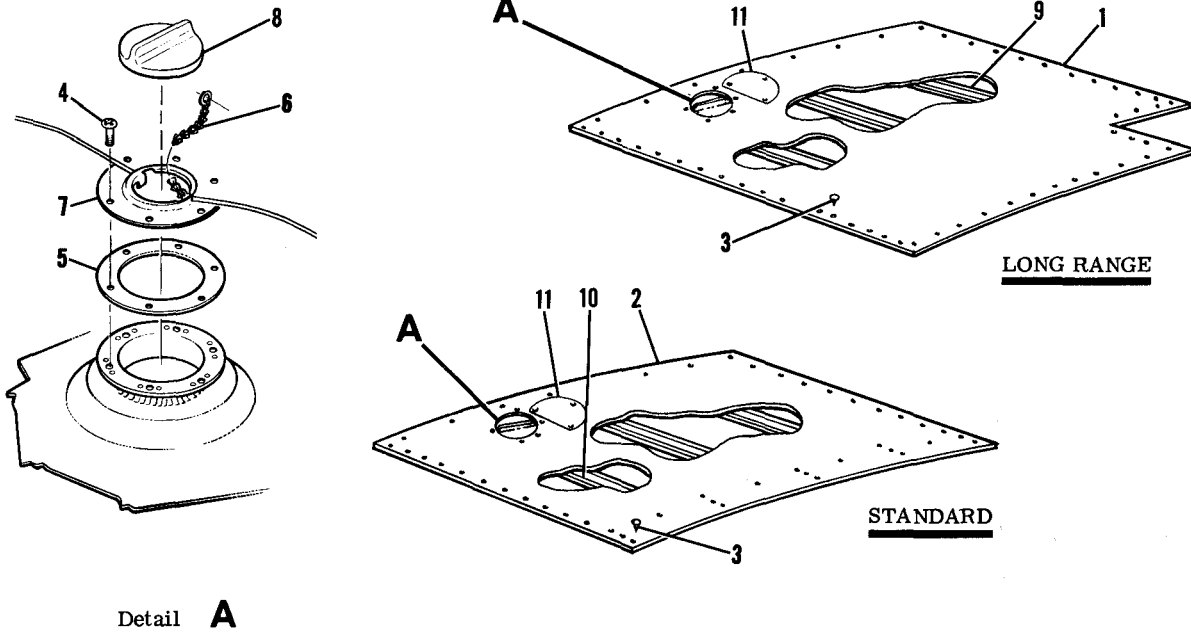


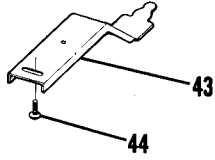
Figure 4. Fuel Tank Well Covers Installation

FIGURE AND INDEX NO.	PART NUMBER	DESCRIPTION	UNITS PER ASSY							USABLE ON CODE
			1	2	3	4	5	6	7	
4 -		FUEL TANK WELL COVERS INSTALLATION -----								NP
- 1	0522617-15	COVER ASSY-TANK WELL LH LONG RANGE -----								1
	0522617-16	COVER ASSY-TANK WELL RH LONG RANGE -----								1
- 2	0523521-27	COVER ASSY-TANK WELL LH STD -----								1
	0523521-26	COVER ASSY-TANK WELL RH STD -----								1
		ATTACHING PARTS -----								
- 3	NAS220-12	SCREW LONG RANGE -----								19
	NAS220-8	SCREW LONG RANGE -----								45
	NAS220-8	SCREW STD -----								41
	NAS220-12	SCREW STD -----								14
- 4	AN520-10R8	SCREW -----								6
- 5	0426013-2	GASKET -----								1
		-----*								
	0426011-5	FUEL FILLER NECK ASSY -----								1
- 6	C156001-0104	CHAIN ASSY -----								1
- 7	0426011-4	ADAPTER-FUEL FILLER NECK CAP -----								1
- 8	0426011-4	CAP ASSY-FUEL -----								1
- 9	0523540-2	PAD-NEOPRENE LONG RANGE -----								2
- 10	0523521-6	PAD-NEOPRENE STD -----								1
- 11	0523558-1	COVER -----								1
		ATTACHING PARTS -----								
	0523619-1	GASKET -----								1
	S102178-8	SCREW -----								3
	A1274-8Z-3	NUT TIN -----								1
		-----*								

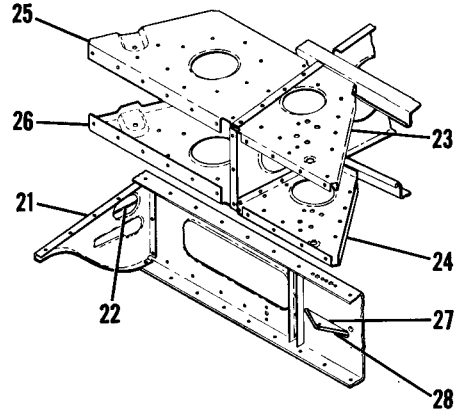
FIGURE AND INDEX NO.	PART NUMBER	DESCRIPTION	UNITS PER ASSY	USABLE ON CODE
		1 2 3 4 5 6 7		
5 -	0523011-1	STRUCTURE ASSEMBLY-LEFT WING -----	1	A
	0523011-31	STRUCTURE ASSEMBLY-LEFT WING -----	1	B
	0523011-2	STRUCTURE ASSEMBLY-RIGHT WING -----	1	A
	0523011-32	STRUCTURE ASSEMBLY-RIGHT WING -----	1	B
- 1	SEE FIG 7	LEADING EDGE ASSEMBLY-WING -----	1	
- 2	SEE FIG 8	SPARS ASSEMBLY-WING -----	1	
- 3	SEE FIG 9	SKINS & STRINGERS-WING -----	1	
- 4	0523010-1	RIB ASSEMBLY-LH STA 23.625 -----	1	
	0523010-2	RIB ASSEMBLY-RH STA 23.625 -----	1	
- 5	NAS680A08	NUTPLATE UPPER -----	7	
	S1863-3	NUTPLATE LOWER -----	6	
- 6	MS35489-9	GROMMET -----	1	
- 7	0523023-1	REINFORCEMENT -----	1	
- 8	0523522	STRAP ASSEMBLY-FUEL TANK INBOARD -----	2	
	0523522-5	PAD-NEOPRENE -----	1	
- 9	0523522-1	STRAP ASSEMBLY-FUEL TANK OUTBOARD -----	2	
	0523522-7	PAD-NEOPRENE -----	1	
-10	0523519-15	STIFFENER ASSEMBLY-LH -----	1	A
	0523519-16	STIFFENER ASSEMBLY-RH -----	1	A
-11	0523519-14	STIFFENER -----	3	A
	0523519-14	STIFFENER -----	4	B
-12	0523025-1	GUSSET -----	1	
-13	0523232-6	RIB-TRAILING EDGE STA 23.625 -----	1	
	NAS395-14-3	NUT -----	3	
-14	0523231-13	RIB ASSEMBLY-FLAP TRACK STA 39.00 & STA 85.875 -----	2	

CONTINUED ON NEXT PAGE

Wing (Cont)



Detail **B**



Detail **A**

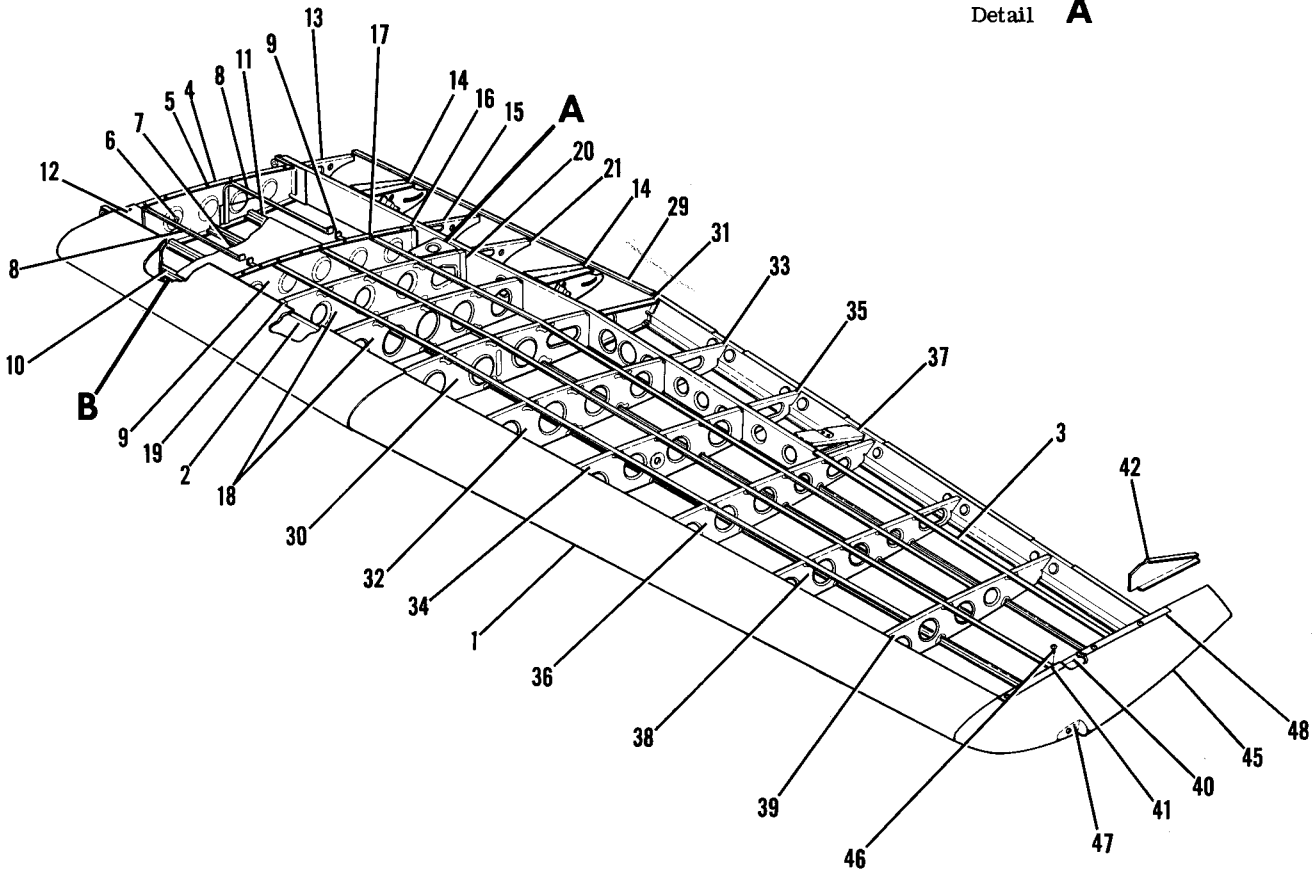


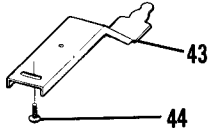
Figure 5. Wing Structure Assembly



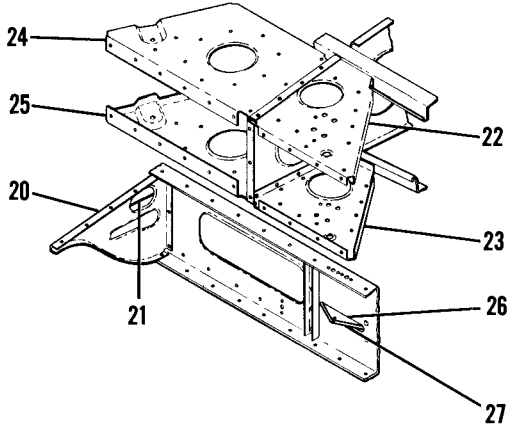
FIGURE AND INDEX NO.	PART NUMBER	DESCRIPTION	UNITS PER ASSY	USABLE ON CODE
5 -15	0523233-11	RIB-TRAILING EDGE STA 57.125 -----	1	
-16	0523508-37	RIB-LH STA 57.125 -----	1	
	0523508-16	RIB-RH STA 57.125 -----	1	
-17	NAS680A08	NUTPLATE -----	11	
-18	0523509-18	RIB-STA 71.375 & STA 85.625 -----	2	
-19	0523517-4	SPACER -----	1	
-20	0523517-3	SPACER -----	1	
-21	0523233-22	RIB ASSEMBLY-TRAILING EDGE STA 71.375 -----	1	
-22	0523233-3	RUB STRIP -----	1	
-23	0523539-2	BRACKET LH WING -----	1	
	0523539-3	BRACKET RH WING -----	1	
-24	0523539-4	BRACKET LH WING -----	1	
	0523539-5	BRACKET RH WING -----	1	
-25	0522630-3	BRACKET RH WING ONLY -----	1	
-26	0522630-4	BRACKET RH WING ONLY -----	1	
-27	0523407	BRACKET-PULLEY -----	1	
-28	0523407-1	BRACKET-PULLEY -----	1	
-29	0720005-3	STIFFENER -----	1	
-30	0523510-19	RIB ASSEMBLY-LH STA 100.50 -----	1	
	0523510-20	RIB ASSEMBLY-RH STA 100.50 -----	1	
-31	0523230	RIB ASSEMBLY-TRAILING EDGE LH STA 100.50 -----	1	
	0523230-1	RIB ASSEMBLY-TRAILING EDGE RH STA 100.50 -----	1	
	0523230-4	ANGLE-LH -----	1	
	0523230-5	ANGLE-RH -----	1	
-32	0523511-14	RIB-STA 118 -----	1	
-33	0523511-15	RIB-TRAILING EDGE STA 118 -----	1	
-34	0523512-19	RIB-STA 136 -----	1	
-35	0523512-22	RIB-TRAILING EDGE STA 136 -----	1	
-36	0523513-13	RIB-LH STA 154 -----	1	
	0523513-14	RIB-RH STA 154 -----	1	
-37	0523219-2	CHANNEL-AILERON BELLCRANK UPPER LH -----	1	
	0523219-3	CHANNEL-AILERON BELLCRANK UPPER RH -----	1	
	0523219-4	CHANNEL-AILERON BELLCRANK LOWER LH -----	1	
	0523219-5	CHANNEL-AILERON BELLCRANK LOWER RH -----	1	
	CM2692-28-1S	PLUG BUTTON -----	1	
-38	0523514-7	RIB-STA 172 -----	1	
-39	0523515-7	RIB-STA 190 -----	1	
-40	0722200-1	RIB ASSEMBLY STA 208 LH -----	1	
	0722200-2	RIB ASSEMBLY STA 208 RH -----	1	
-41	NAS686A08	NUTPLATE -----	10	
-42	0721107-1	FAIRING-STA 208 LH -----	1	
	0721107-2	FAIRING-STA 208 RH -----	1	
-43	0426209-3	DOOR CATCH -----	1	A
		ATTACHING PARTS		
-44	AN515-6R6	SCREW -----	1	A
		-----*		
-45	0723200-5	WING TIP ASSEMBLY-LH -----	1	
	0723200-6	WING TIP ASSEMBLY-RH -----	1	
		ATTACHING PARTS		
-46	AN515-8R8	SCREW -----	12	
		-----*		
-47	NAS1329A06K120	NUTPLATE -----	2	
-48	0723200-9	STIFFENER-UPPER LH -----	1	
	0723200-10	STIFFENER-UPPER RH -----	1	
	0723200-11	STIFFENER-LOWER LH -----	1	
	0723200-12	STIFFENER-LOWER RH -----	1	

A---172 SERIAL 17263459 THRU 17265684
 F172 SERIAL F17201234 THRU F17201384
 B---172 SERIAL 17265685 & ON
 F172 SERIAL F17201385 & ON

Wing (Cont)



Detail **B**



Detail **A**

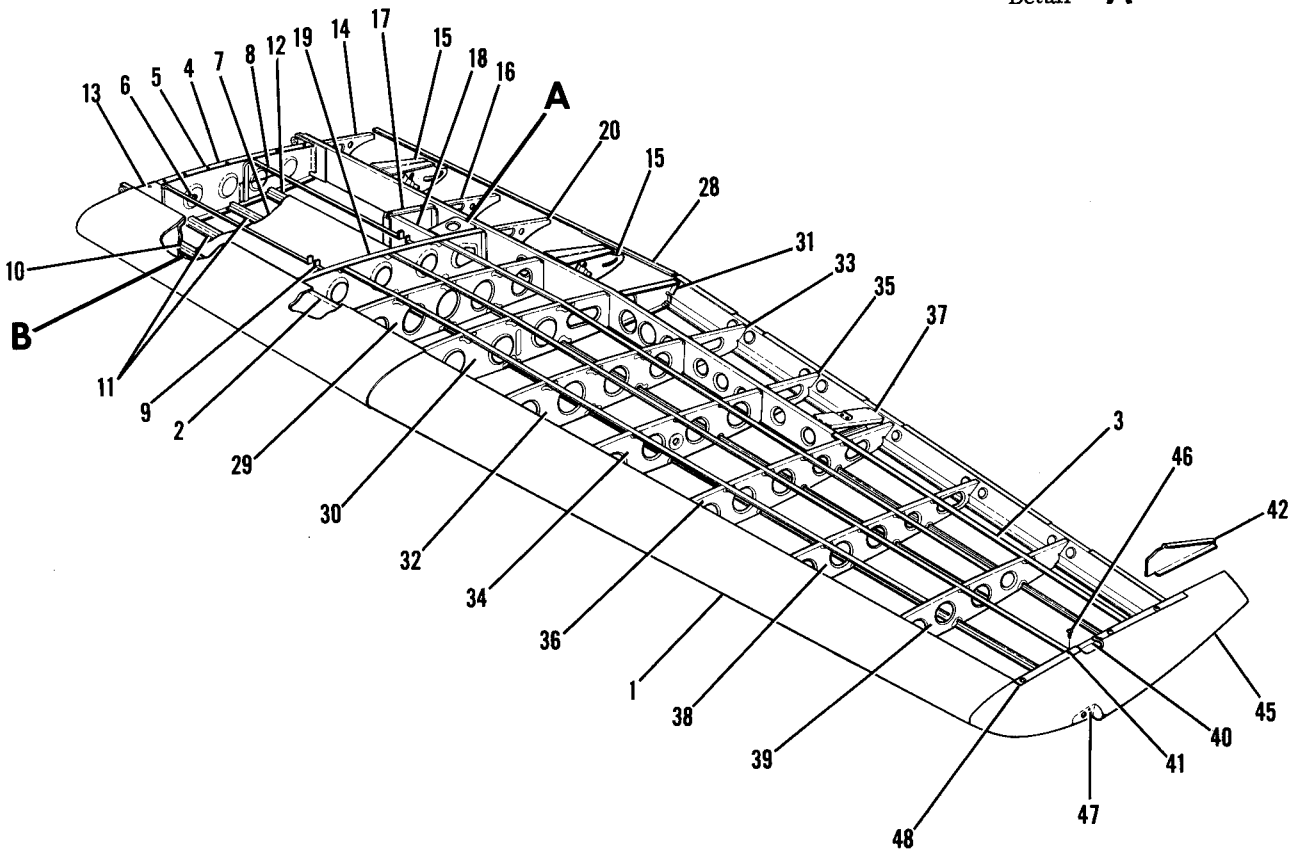


Figure 6. Wing Structure Assembly - Long Range

FIGURE AND INDEX NO.	PART NUMBER	DESCRIPTION	UNITS PER ASSY	USABLE
				ON CODE
		1 2 3 4 5 6 7		
6 -	0523011-13	STRUCTURE ASSEMBLY-LEFT WING LONG RANGE -----	1	A
	0523011-35	STRUCTURE ASSEMBLY-LEFT WING LONG RANGE -----	1	B
	0523011-14	STRUCTURE ASSEMBLY-RIGHT WING LONG RANGE -----	1	A
	0523011-36	STRUCTURE ASSEMBLY-RIGHT WING LONG RANGE -----	1	B
- 1	SEE FIG 7	LEADING EDGE ASSY-WING -----	1	
- 2	SEE FIG 8	SPAR ASSY-WING -----	1	
- 3	SEE FIG 9	SKINS & STRINGER-WING -----	1	
- 4	0523010-1	RIB ASSY-LH STA 23.625 -----	1	
	0523010-2	RIB ASSY-RH STA 23.625 -----	1	
- 5	NAS680A08	NUTPLATE UPPER -----	7	
	S1863-3	NUTPLATE LOWER -----	6	
- 6	MS35489-9	GROMMET -----	1	
- 7	0523023-1	REINFORCEMENT -----	1	
- 8	0523522-8	STRAP ASSY-FUEL TANK INBD -----	2	
	0523522-10	PAD-NEOPRENE -----	1	
- 9	0523522-1	STRAP ASSY-FUEL TANK OUTBD -----	2	
	0523522-7	PAD-NEOPRENE -----	1	
-10	0523519-21	STIFFENER ASSY-LH -----	1	A
	0523519-22	STIFFENER ASSY-RH -----	1	A
-11	0523519-19	STIFFENER -----	2	A
	0523519-22	STIFFENER -----	3	B
	S2127-1	SEAL 46.94 IN LG BKI REF S2127-1-46.94 -----	3	
-12	0523519-20	STIFFENER -----	1	
	S2127-1	SEAL 31.25 IN LG BKI REF S2127-1-31.25 -----	1	
-13	0523025-1	GUSSET -----	1	
-14	0523232-6	RIB ASSY-TRAILING EDGE STA 23.625 -----	1	
	NAS395-14-3	NUT -----	3	
-15	0523231-13	RIB ASSY-FLAP TRACK STA 39.00 & STA 85.875 -----	2	
-16	0523233-11	RIB-TRAILING EDGE STA 57.125 -----	1	
-17	0721111-29	RIB ASSY-LH STA 57.125 -----	1	
	0721111-30	RIB ASSY-RH STA 57.125 -----	1	
	NAS680A08	NUTPLATE -----	2	
	0523560-1	STIFFENER -----	1	
-18	0523505-5	BULKHEAD ASSY -----	1	
	0523505-6	BULKHEAD ASSY -----	1	
	0721100-5	STIFFENER -----	2	
	NAS680A08	NUTPLATE -----	4	
-19	0523508-29	RIB ASSY-LH STA 71.375 -----	1	
	0523508-28	RIB ASSY-RH STA 71.375 -----	1	
-20	0523233-22	RIB ASSY-TRAILING EDGE STA 71.375 -----	1	
-21	0523233-3	RUB STRIP -----	1	
-22	0523539-7	BRACKET-LH WING -----	1	
	0523539-8	BRACKET-RH WING -----	1	
-23	0523539-9	BRACKET-LH WING -----	1	
	0523539-10	BRACKET-RH WING -----	1	
-24	0522630-3	BRACKET-LH WING ONLY -----	1	
-25	0522630-4	BRACKET-RH WING ONLY -----	1	
-26	0523407	BRACKET-PULLEY -----	1	
-27	0523407-1	BRACKET-PULLEY -----	1	
-28	0720005-3	STIFFENER -----	1	
-29	0523509-18	RIB-STA 85.625 -----	1	
-30	0523510-19	RIB ASSY-LH STA 100.50 -----	1	
	0523510-20	RIB ASSY-RH STA 100.50 -----	1	
-31	0523230	RIB ASSY-TRAILING EDGE LH STA100.50 -----	1	
	0523230-1	RIB ASSY-TRAILING EDGE RH STA 100.50 -----	1	
	0523230-4	ANGLE-LH -----	1	
	0523230-5	ANGLE-RH -----	1	
-32	0523511-14	RIB-STA 118 -----	1	
-33	0523511-15	RIB-TRAILING EDGE STA 118 -----	1	
-34	0523512-19	RIB-STA 136 -----	1	
-35	0523512-22	RIB-TRAILING EDGE STA 136 -----	1	
-36	0523513-13	RIB-LH STA 154 -----	1	
	0523513-14	RIB-RH STA 154 -----	1	
-37	0523219-2	CHANNEL-AILERON BELLCRANK UPPER LH -----	1	
	0523219-3	CHANNEL-AILERON BELLCRANK UPPER RH -----	1	
	0523219-4	CHANNEL-AILERON BELLCRANK LWR LH -----	1	
	0523219-5	CHANNEL-AILERON BELLCRANK LWR RH -----	1	
	CM2692-28-1S	PLUG BUTTON -----	1	
-38	0523514-7	RIB-STA 172 -----	1	
-39	0523515-7	RIB-STA 190 -----	1	

CONTINUED ON NEXT PAGE

FIGURE AND INDEX NO.	PART NUMBER	DESCRIPTION	UNITS PER ASSY	USABLE ON CODE
6 -40	0722200-1	RIB ASSY-LH STA208 -----	1	
	0722200-2	RIB ASSY-RH STA208 -----	1	
-41	NAS680A08	NUTPLATE -----	10	
-42	0721107-1	FAIRING-LH STA 208 -----	1	
	0721107-2	FAIRING-RH STA 208 -----	1	
-43	0426209-3	DOOR CATCH -----	1	A
		ATTACHING PARTS		
-44	AN515-6R6	SCREW -----	1	A
		-----*		
-45	0723200-5	WING TIP ASSY-LH -----	1	
	0723200-6	WING TIP ASSY-RH -----	1	
		ATTACHING PARTS		
-46	AN515-8R8	SCREW -----	12	
		-----*		
-47	NAS1329A06K120	NUTPLATE -----	5	
-48	0723200-9	STIFFENER-UPPER LH -----	1	
	0723200-10	STIFFENER-UPPER RH -----	1	
	0723200-11	STIFFENER-LWR LH -----	1	
	0723200-12	STIFFENER-LWR RH -----	1	
		A---172 SERIAL 17263459 THRU 17265684 F172 SERIAL F17201235 THRU F17201384 B---172 SERIAL 17265685 & ON F172 SERIAL F17201385 & ON		

This page intentionally left blank.

Wing (Cont)

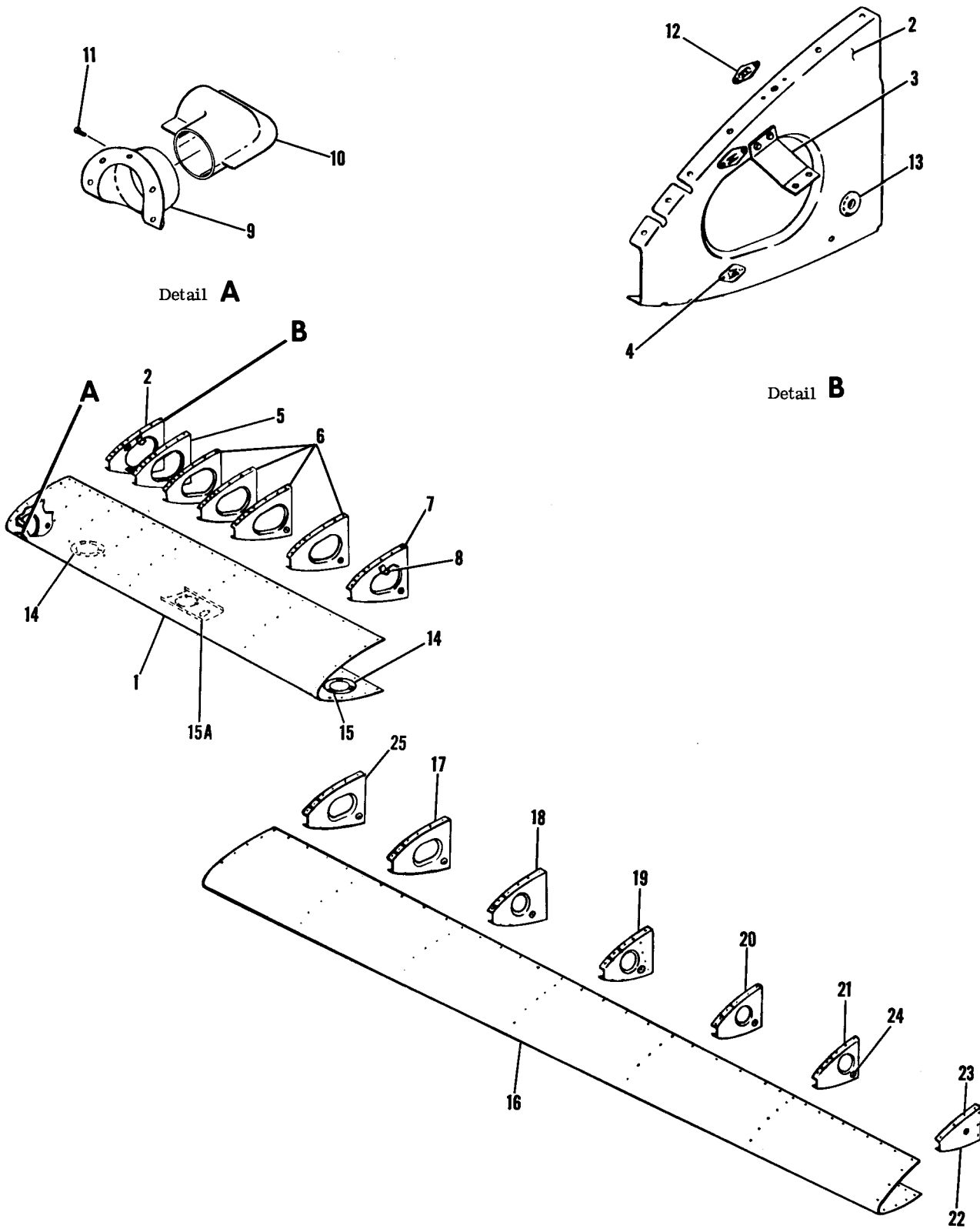


Figure 7. Wing Leading Edge Assembly



FIGURE AND INDEX NO.	PART NUMBER	DESCRIPTION	UNITS PER ASSY	USABLE ON CODE		
					1	2
7 -		LEADING EDGE ASSEMBLY-WING -----	NP			
	0523028-1	LEADING EDGE ASSY LH-INBOARD -----	1			
	0523028-3	LEADING EDGE ASSY LH-INBOARD LONG RANGE -----	1			
	0523028-2	LEADING EDGE ASSY RH-INBOARD -----	1			
	0523028-4	LEADING EDGE ASSY RH-INBOARD LONG RANGE -----	1			
- 1	0523028-5	SKIN LH -----	1			
	0523028-7	SKIN LH LONG RANGE -----	1			
	0523028-6	SKIN RH -----	1			
	0523028-8	SKIN RH LONG RANGE -----	1			
- 2	0523026-5	RIB ASSY-ST A 23.625 LH -----	1			
	0523026-6	RIB ASSY-ST A 23.625 RH -----	1			
- 3	0422291	BRACKET -----	1			
- 4	S1863-3	NUTPLATE -----	2			
- 5	0523027-3	RIB-ST A 32.750 -----	1			
- 6	0523027-1	RIB-ST A 40.125 TO STA 71.125 -----	4			
- 7	0523027-2	RIB-ST A 85.375 -----	1			
- 8	0422292	BRACKET-LH ONLY -----	2			
- 9	0722202-1	SCOOP-AIR -----	1			
-10	0450314	FITTING -----	1			
		ATTACHING PARTS				
-11	S1021Z8-8	SCREW -----	1			
	NAS446-4-3	NUT -----	1			
		---*---				
-12	S1860-2A	NUTPLATE-UPPER FLANGE -----	1			
	A6204-8Z3	NUTPLATE-LOWER FLANGE -----	1			
	S1862-2	NUTPLATE-LOWER FLANGE -----	1			
-13	S1291-8	GROMMET -----	7			
-14	S237-2	DOUBLER-INSPECTION OPENING LH ONLY -----	3			
	S237-2	DOUBLER-INSPECTION OPENING RH ONLY -----	2			
-15	NAS395-14-3	NUT -----	3			
	0523029-1	LEADING EDGE ASSY LH-OUTBOARD -----	1			
	0523029-2	LEADING EDGE ASSY RH-OUTBOARD -----	1			
-15A	0523048-1	DOUBLER ASSY-PITOT TUBE LH ONLY -----	1			
	NAS395-14-3	NUT -----	3			
-16	0523029-3	SKIN LH -----	1			
	0523029-4	SKIN RH -----	1			
-17	0523031-1	RIB-LH STA 118.00 -----	1			
	0523031-2	RIB-RH STA 118.00 -----	1			
-18	0523032-1	RIB-LH STA 136.00 -----	1			
	0523032-2	RIB-RH STA 136.00 -----	1			
-19	0523033-1	RIB-LH STA 154.00 -----	1			
	0523033-2	RIB-RH STA 154.00 -----	1			
-20	0523034-1	RIB-LH STA 172.00 -----	1			
	0523034-2	RIB-RH STA 172.00 -----	1			
-21	0523035-1	RIB-LH STA 190.00 -----	1			
	0523035-2	RIB-RH STA 190.00 -----	1			
-22	0523036-1	RIB-LH STA 208.00 -----	1			
	0523036-2	RIB-RH STA 208.00 -----	1			
-23	NAS696A08	NUTPLATE -----	2			
-24	S1291-8	GROMMET -----	6			
-25	0523030-1	RIB-LH STA 100.00 -----	1			
	0523030-2	RIB-RH STA 100.00 -----	1			

Wing (Cont)

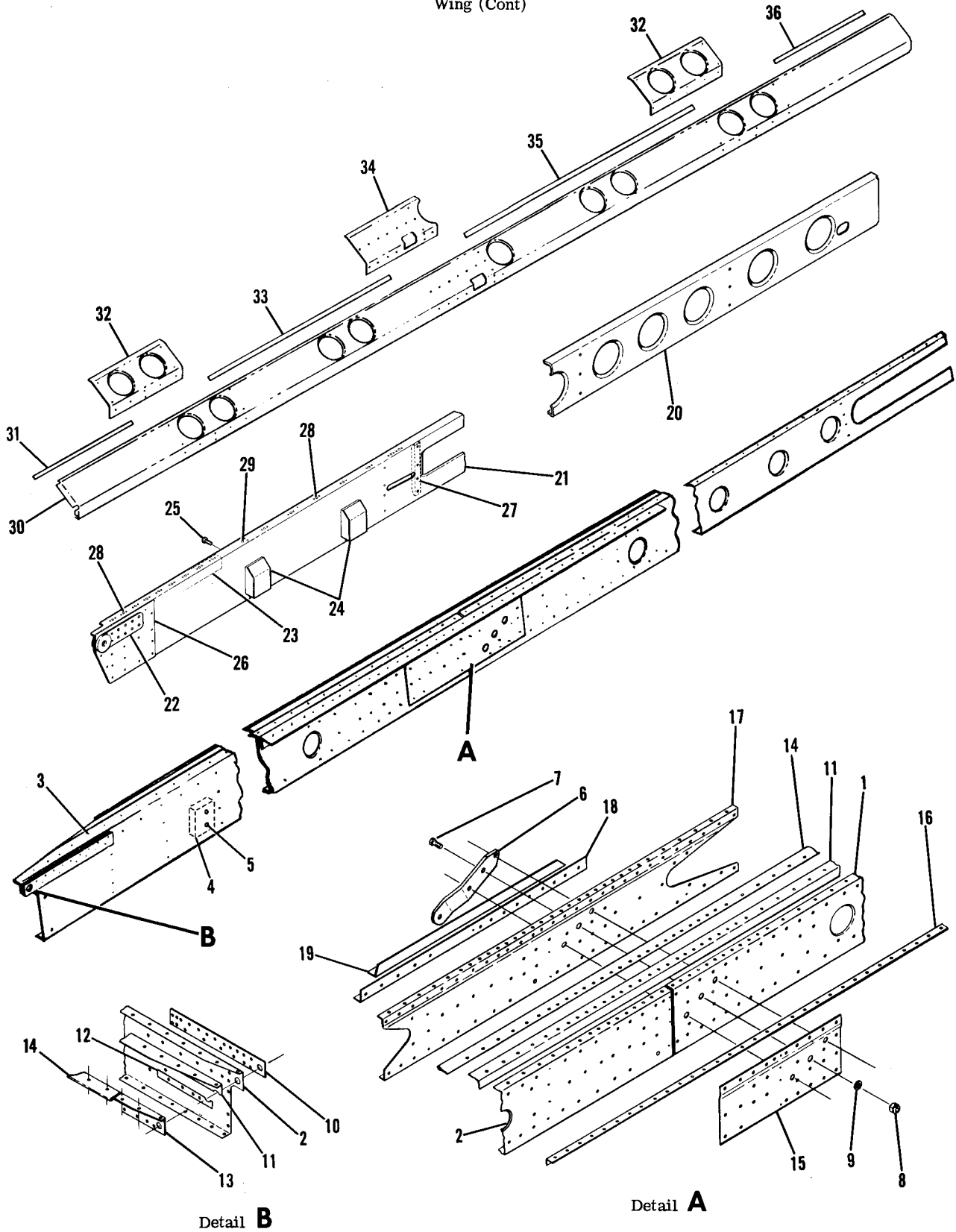


Figure 8. Wing Spar Assemblies

FIGURE AND INDEX NO.	PART NUMBER	DESCRIPTION	UNITS PER ASSY	USABLE ON CODE
		1 2 3 4 5 6 7		
8 -		SPAR ASSEMBLIES-WING -----	NP	
	0523018-1	SPAR ASSEMBLY-WING FWD LH -----	1	
	0523018-3	SPAR ASSEMBLY-WING FWD LH LONG RANGE -----	1	
	0523018-2	SPAR ASSEMBLY-WING FWD RH -----	1	
	0523018-4	SPAR ASSEMBLY-WING FWD RH LONG RANGE -----	1	
- 1	0523015-1	CHANNEL ASSEMBLY-SPAR OUTBOARD LH -----	1	
	0523015-2	CHANNEL ASSEMBLY-SPAR OUTBOARD RH -----	1	
- 2	0523014-1	CHANNEL ASSEMBLY-SPAR INBOARD LH -----	1	
	0523014-3	CHANNEL ASSEMBLY-SPAR INBOARD LH LONG RANGE -----	1	
	0523014-2	CHANNEL ASSEMBLY-SPAR INBOARD RH -----	1	
	0523014-4	CHANNEL ASSEMBLY-SPAR INBOARD RH LONG RANGE -----	1	
- 3	NAS680A08	NUTPLATE -----	14	
	NAS680A08	NUTPLATE -----	19	
- 4	0523524	SPACER-FUEL TANK -----	1	
		ATTACHING PARTS -----		
- 5	S1021A10-10	SCREW -----	2	
		-----*		
- 6	0523306	FITTING-STRUT ATTACHMENT -----	1	
		ATTACHING PARTS -----		
- 7	AN5-6A	BOLT -----	3	
- 8	MS21042L5	NUT -----	3	
- 9	AN960-516	WASHER -----	3	
		-----*		
-10	0523016-1	PLATE -----	1	
-11	0523020-1	SPAR ANGLE LH -----	1	
	0523020-3	SPAR ANGLE LH LONG RANGE -----	1	
	0523020-2	SPAR ANGLE RH -----	1	
	0523020-4	SPAR ANGLE RH LONG RANGE -----	1	
-12	0523019-1	SPACER -----	1	
-13	0523017-1	SPAR ANGLE LH -----	1	
	0523017-2	SPAR ANGLE RH -----	1	
-14	0523021-1	PLATE LH -----	1	
	0523021-3	PLATE LH LONG RANGE -----	1	
	0523021-2	PLATE RH -----	1	
	0523021-4	PLATE RH LONG RANGE -----	1	
-15	0422412-1	PLATE LH -----	1	
	0422412-2	PLATE RH -----	1	
-16	0523022-1	ANGLE LH -----	1	
	0523022-2	ANGLE RH -----	1	
-17	0422414-1	CHANNEL-SPLICE LH -----	1	
	0422414-2	CHANNEL-SPLICE RH -----	1	
-18	0422411-1	CHANNEL-SPLICE LH -----	1	
	0422411-2	CHANNEL-SPLICE RH -----	1	
-19	0422406-1	STIFFENER LH -----	1	
	0422406-2	STIFFENER RH -----	1	
	0523041-1	SPAR ASSEMBLY-WING REAR LH -----	1	
	0523041-2	SPAR ASSEMBLY-WING REAR RH -----	1	
-20	0523406-1	CHANNEL-OUTBOARD LH -----	1	
	0523406-2	CHANNEL-OUTBOARD RH -----	1	
-21	0523041-3	CHANNEL-INBOARD LH -----	1	
	0523041-4	CHANNEL-INBOARD RH -----	1	
-22	0422229-16	FITTING -----	2	
-23	0523046-1	STIFFENER-LH -----	1	
	0523046-2	STIFFENER-RH -----	1	
-24	0523524	SPACER -----	2	
		ATTACHING PARTS -----		
-25	S-1021A-10-10	SCREW -----	2	
		-----*		
-26	0523042-1	DOUBLER -----	1	
-27	0523409	CHANNEL -----	1	
-28	NAS680A08	NUTPLATE -----	16	
-29	NAS684A08	NUTPLATE -----	1	
-30	0523040-1	SPAR-AILERON AUXILIARY LH -----	1	
	0523040-2	SPAR-AILERON AUXILIARY RH -----	1	
-31	0523037-4	SPACER -----	1	
-32	0523043-1	REINFORCEMENT LH -----	2	
	0523043-2	REINFORCEMENT RH -----	2	
-33	0523037-3	SPACER -----	1	
-34	0523044-1	REINFORCEMENT LH -----	1	
	0523044-2	REINFORCEMENT RH -----	1	
-35	0523037-2	SPACER -----	1	
-36	0523037-1	SPACER -----	1	

Wing (Cont)

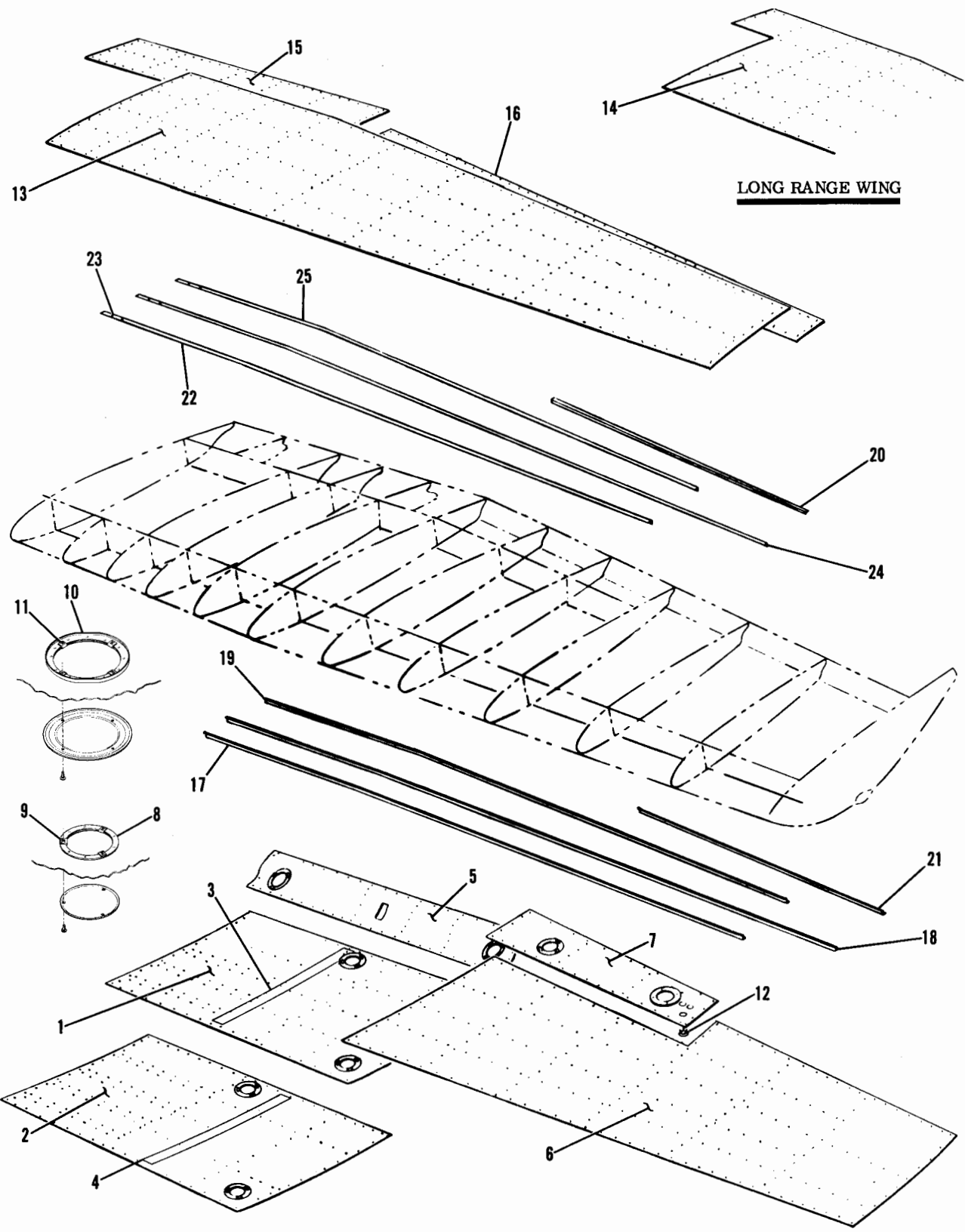


Figure 9. Skins & Stringers Installation



FIGURE AND INDEX NO.	PART NUMBER	DESCRIPTION	UNITS PER ASSY	USABLE ON CODE
9 -		SKINS & STRINGERS INSTALLATION -----	NP	
- 1	0523011-5	SKIN-LWR CTR STA 23.625 TO 100 LH STD -----	1	A
	0523011-33	SKIN-LWR CTR STA 23.625 TO 100 LH STD -----	1	B
	0523011-6	SKIN-LWR CTR STA 23.625 TO 100 RH STD -----	1	A
	0523011-34	SKIN-LWR CTR STA 23.625 TO 100 RH STD -----	1	B
- 2	0523011-17	SKIN-LWR CTR STA 23.625 TO 100 LH LONG RANGE -----	1	A
	0523011-39	SKIN-LWR CTR STA 23.625 TO 100 LH LONG RANGE -----	1	B
	0523011-18	SKIN-LWR CTR STA 23.625 TO 100 RH LONG RANGE -----	1	A
	0523011-40	SKIN-LWR CTR STA 23.625 TO 100 RH LONG RANGE -----	1	B
- 3	0523039-1	DOUBLER-LWR FUEL BAY STD -----	1	
- 4	0523039-2	DOUBLER-LWR FUEL BAY LONG RANGE -----	1	
- 5	0523011-9	SKIN-LWR TRAILING EDGE STA 22.875 TO 100.44 LH -----	1	
	0523011-8	SKIN-LWR TRAILING EDGE STA 22.875 TO 100.44 RH -----	1	
- 6	0523011-11	SKIN-LWR CTR STA 99.25 TO 208 LH -----	1	
	0523011-10	SKIN-LWR CTR STA 99.25 TO 208 RH -----	1	
- 7	0523003-62	SKIN-LWR TRAILING EDGE STA 100 TO 154 -----	1	
- 8	S237-2	DOUBLER ASSY 4.00 IN OPENING -----	AR	
- 9	NAS395-14-3	NUT -----	3	
-10	S330-2	DOUBLER ASSY 5.82 IN OPENING -----	AR	
-11	NAS395-14-3	NUT -----	4	
-12	CM2692-28-15	PLUG BUTTON -----	1	
-13	0523011-3	SKIN-UPR CTR STA 57.125 TO 208 LH STD -----	1	
	0523011-4	SKIN-UPR CTR STA 57.125 TO 208 RH STD -----	1	
-14	0523011-19	SKIN-UPR CTR STA 57.00 TO 208 LH LONG RANGE -----	1	
	0523011-20	SKIN-UPR CTR STA 57.00 TO 208 RH LONG RANGE -----	1	
-15	0523011-7	SKIN-UPR TRAILING EDGE STA 22.875 TO 101.25 -----	1	
-16	0523011-12	SKIN-UPR TRAILING EDGE STA 100.50 TO 208 -----	1	
-17	0523038-7	STRINGER-LWR FWD LH STD -----	1	
	0523038-8	STRINGER-LWR FWD RH STD -----	1	
	0523038-19	STRINGER-LWR FWD LH LONG RANGE -----	1	
	0523038-20	STRINGER-LWR FWD RH LONG RANGE -----	1	
-18	0523038-9	STRINGER-LWR CTR LH STD -----	1	
	0523038-10	STRINGER-LWR CTR RH STD -----	1	
	0523038-21	STRINGER-LWR CTR LH LONG RANGE -----	1	
	0523038-22	STRINGER-LWR CTR RH LONG RANGE -----	1	
-19	0523038-11	STRINGER-LWR AFT LH STD -----	1	
	0523038-12	STRINGER-LWR AFT RH STD -----	1	
	0523038-23	STRINGER-LWR AFT LH LONG RANGE -----	1	
	0523038-24	STRINGER-LWR AFT RH LONG RANGE -----	1	
-20	0523045-5	STRINGER-UPR LH -----	1	
	0523045-6	STRINGER-UPR RH -----	1	
-21	0523045-1	STRINGER-LWR LH -----	1	
	0523045-2	STRINGER-LWR RH -----	1	
-22	0523038-1	STRINGER ASSY-UPR FWD LH STD -----	1	
	0523038-2	STRINGER ASSY-UPR FWD RH STD -----	1	
	0523038-13	STRINGER ASSY-UPR FWD LH LONG RANGE -----	1	
	0523038-14	STRINGER ASSY-UPR FWD RH LONG RANGE -----	1	
-23	NAS680A08	NUTPLATE -----	2	
-24	0523038-3	STRINGER ASSY-UPR CTR LH STD -----	1	
	0523038-4	STRINGER ASSY-UPR CTR RH STD -----	1	
	0523038-15	STRINGER ASSY-UPR CTR LH LONG RANGE -----	1	
	0523038-16	STRINGER ASSY-UPR CTR RH LONG RANGE -----	1	
	NAS680A08	NUTPLATE -----	2	
-25	0523038-5	STRINGER ASSY-UPR AFT LH STD -----	1	
	0523038-6	STRINGER ASSY-UPR AFT RH STD -----	1	
	0523038-17	STRINGER ASSY-UPR AFT LH LONG RANGE -----	1	
	0523038-18	STRINGER ASSY-UPR AFT RH LONG RANGE -----	1	
	NAS680A08	NUTPLATE -----	2	

A---172 SERIAL 17263459 THRU 17265684
 F172 SERIAL F17201235 THRU F17201384
 B---172 SERIAL 17265685 & ON
 F172 SERIAL F17201385 & ON

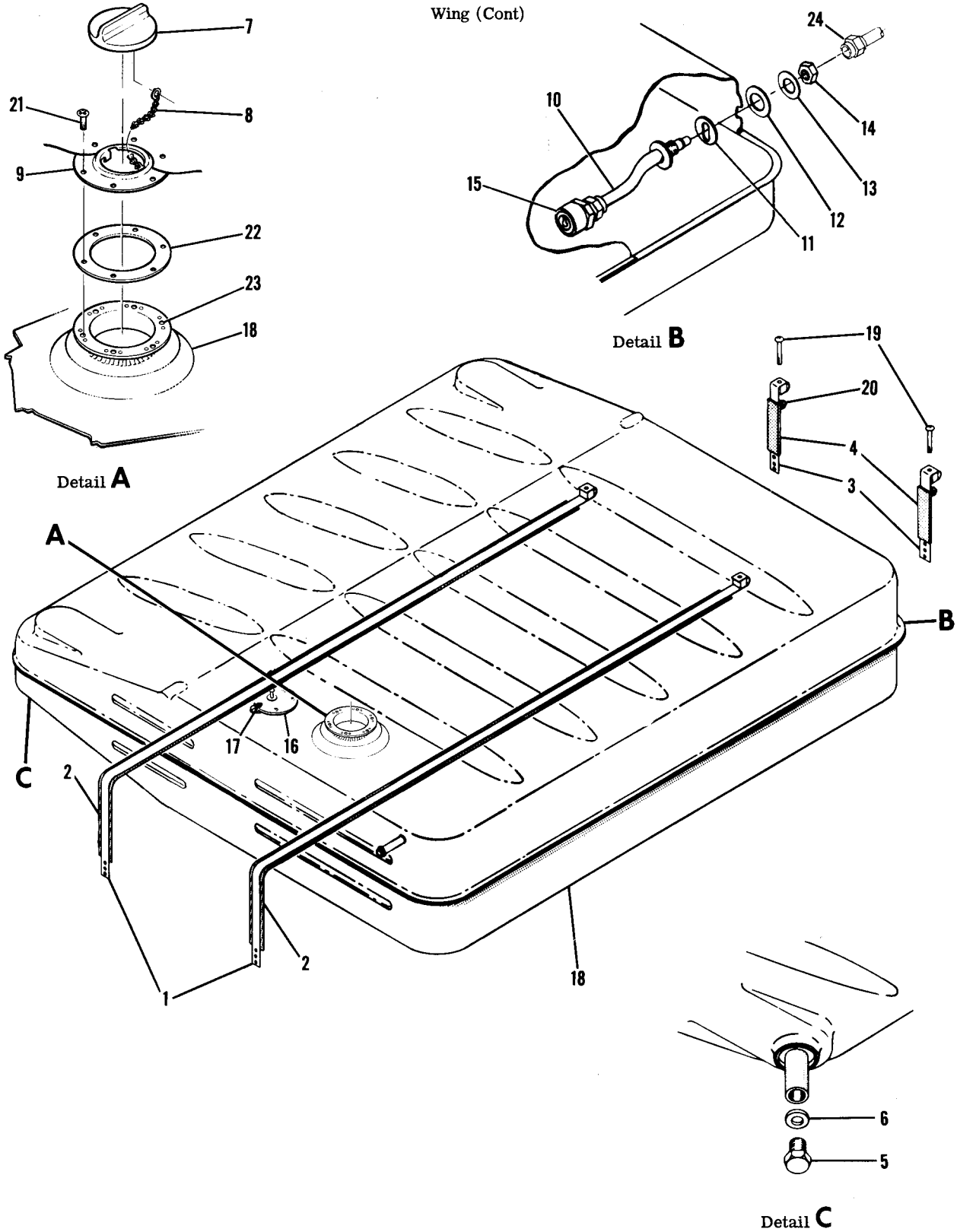


Figure 10. Fuel Tank Installation

FIGURE AND INDEX NO.	PART NUMBER	DESCRIPTION	UNITS PER ASSY	USABLE ON CODE
		1 2 3 4 5 6 7		
10 -		TANK INSTALLATION-FUEL LH -----	NP	
		TANK INSTALLATION-FUEL RH -----	NP	
- 1	0523522	STRAP ASSEMBLY-FUEL TANK INBOARD -----	2	
- 2	0523522-5	PAD-NEOPRENE -----	1	
- 3	0523522-1	STRAP ASSEMBLY-FUEL TANK INBOARD -----	2	
- 4	0523522-7	PAD-NEOPRENE -----	1	
- 5	SEE FIG 12	VALVE-FUEL DRAIN -----	1	
- 6	MS28778-4	GASKET -----	1	
- 7	0426015-1	CAP ASSEMBLY-FUEL TANK -----	1	
- 8	C156001-0104	CHAIN ASSEMBLY -----	1	
- 9	0426011-4	FUEL FILLER NECK-CAP ADAPTER -----	1	
-10	0523552-2	WELD ASSY-FUEL VENT LH TANK ONLY -----	1	
		ATTACHING PARTS		
-11	0523554-1	GASKET -----	1	
-12	0523554-2	GASKET -----	1	
-13	0523556-1	WASHER -----	1	
-14	AN924-6D	NUT -----	1	
		*-----		
-15	0716124-9	VALVE ASSEMBLY-FUEL TANK VENT -----	1	
-16	0523557-1	TRANSMITTER-FUEL GAGE -----	1	
		ATTACHING PARTS		
	AN520-10R10	SCREW -----	5	
	AN960D10L	WASHER -----	5	
	S350	WASHER -----	5	
-17	0413247	STRAP-GROUND -----	1	
	S1588-1	GASKET -----	1	
		*-----		
-18	0526007-203	TANK ASSEMBLY-FUEL LH -----	1	
	0526007-44	TANK ASSEMBLY-FUEL RH -----	1	
		ATTACHING PARTS		
-19	AN520-10R36	SCREW -----	2	
-20	MS21044N3	NUT -----	2	
-21	AN520-10R8	SCREW -----	6	
-22	0426013-1	GASKET -----	1	
		*-----		
-23	NAS697A3	NUTPLATE -----	6	
-24	0523559-12	LINE ASSEMBLY-VENT -----	1	

Wing (Cont)

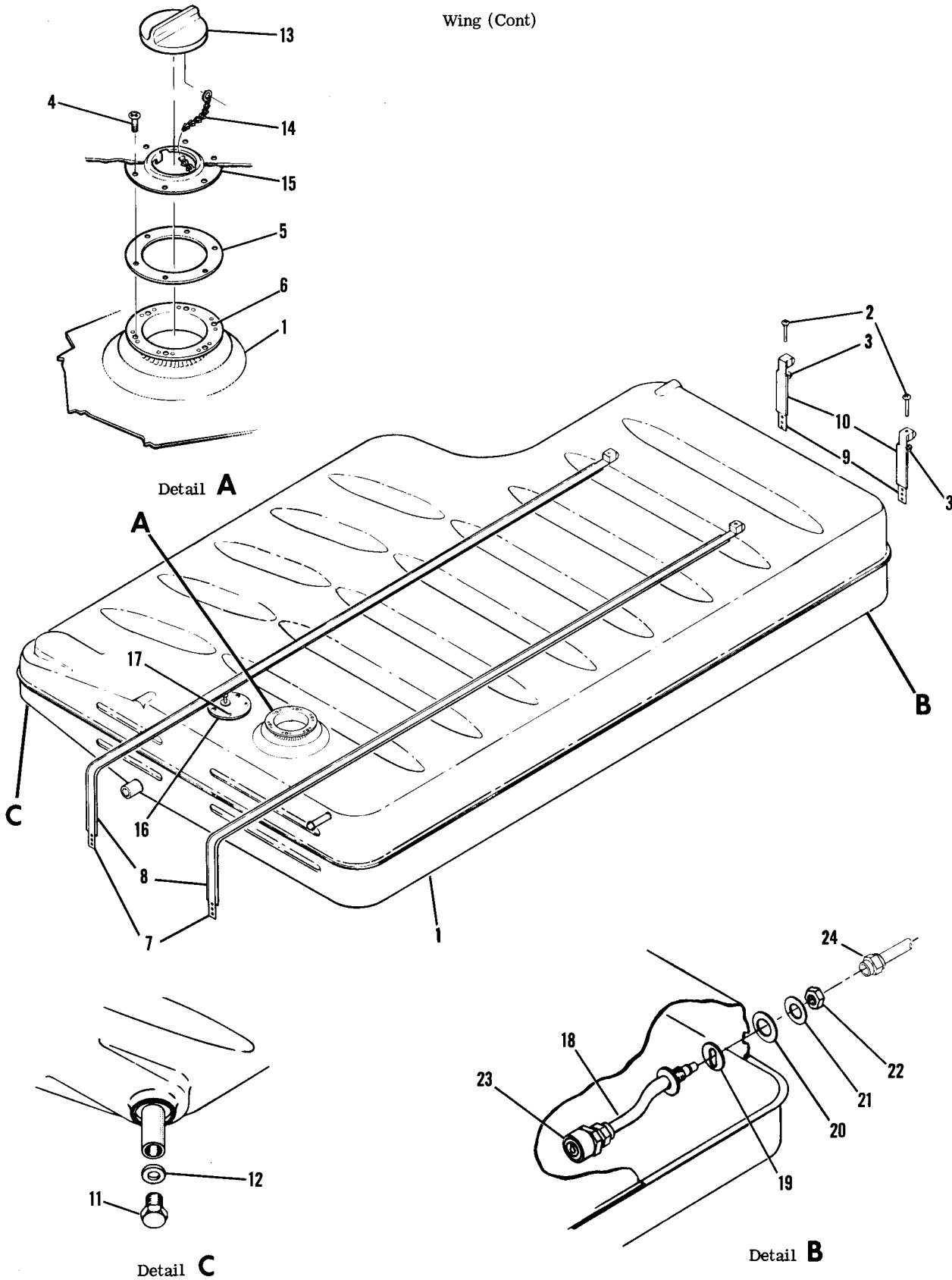


Figure 11. Fuel Tank Installation - Long Range

FIGURE AND INDEX NO.	PART NUMBER	DESCRIPTION	UNITS PER ASSY	USABLE ON CODE
		1 2 3 4 5 6 7		
11 -		TANK INSTALLATION-FUEL LH LONG RANGE -----	NP	
		TANK INSTALLATION-FUEL RH LONG RANGE -----	NP	
- 1	0526000-19	TANK ASSY-FUEL LH -----	1	
	0526000-18	TANK ASSY-FUEL RH -----	1	
		ATTACHING PARTS		
- 2	AN520-10R36	SCREW -----	2	
- 3	MS21044N3	NUT -----	2	
- 4	AN520-10R8	SCREW -----	6	
- 5	0426013-1	GASKET -----	1	
		---*---		
- 6	MS21044N3	NUT -----	6	
- 7	0523522-8	STRAP ASSY-FUEL TANK INBD -----	2	
- 8	0523522-10	PAD-NEOPRENE -----	1	
- 9	0523522-1	STRAP ASSY-FUEL TANK OUTBD -----	2	
-10	0523522-7	PAD-NEOPRENE -----	1	
-11	SEE FIG 12	VALVE-FUEL DRAIN -----	1	
-12	MS28778-4	GASKET-DRAIN PLUG -----	2	
-13	0426015-1	CAP ASSY-FUEL TANK -----	1	
-14	C156001-0104	CHAIN ASSY -----	1	
-15	0426011-4	FUEL FILLER NECK-CAP ADAPTOR -----	2	
-16	0523557-1	TRANSMITTER-FUEL GAGE -----	1	
		ATTACHING PARTS		
-17	AN520-10R10	SCREW -----	5	
	S350	WASHER -----	5	
	S1588-1	GASKET -----	1	
	0413247	STRAP-GROUND -----	1	
		---*---		
-18	0523552-2	WELD ASSY-FUEL VENT LH TANK ONLY -----	1	
		ATTACHING PARTS		
-19	0523554-1	GASKET -----	1	
-20	0523554-2	GASKET -----	1	
-21	0523556-1	WASHER -----	1	
-22	AN924-6D	NUT -----	1	
		---*---		
-23	071624-9	VALVE ASSY-FUEL TANK VENT -----	1	
-24	0523559-11	VENT LINE ASSY -----	1	

This page intentionally left blank.

Wing (Cont)

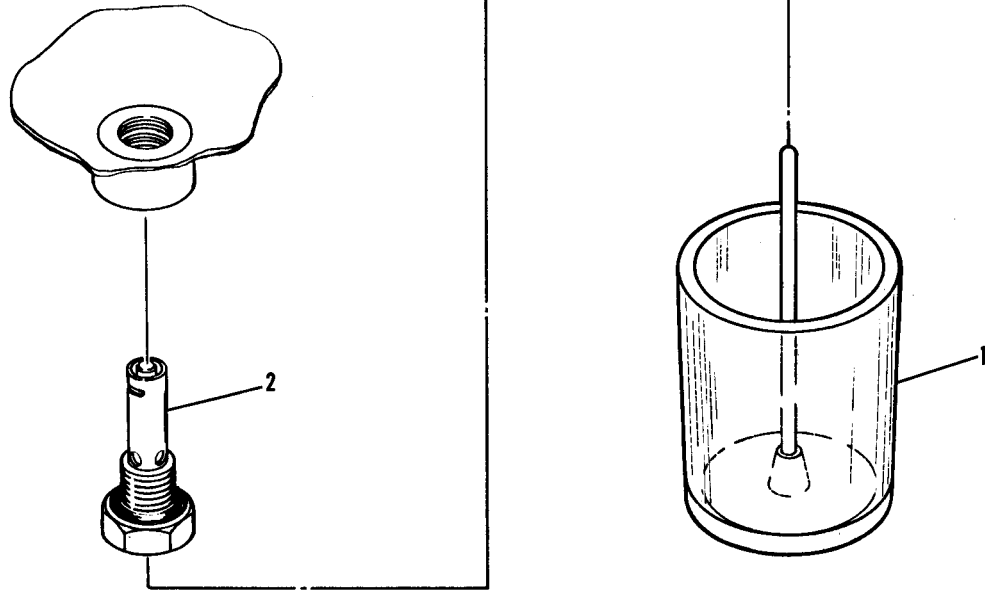


Figure 12. Fuel Tank Drain Valve Installation

FIGURE AND INDEX NO.	PART NUMBER	DESCRIPTION	UNITS PER ASSY	USABLE ON CODE
12 - - 1 - 2	S2107-1 S2106-2	<p style="text-align: center;">1 2 3 4 5 6 7</p> <p>FUEL TANK DRAIN VALVE INSTALLATION ----- CUP-FUEL SAMPLER ----- VALVE FLUSH -----</p>	1 1 1	
<p style="text-align: center;">NOTE. *THESE PARTS & INSTALLATION INSTRUCTIONS ARE AVAILABLE AS A KIT & MAY BE ORDERED UNDER PART NUMBER AK150-82.</p>				

Wing (Cont)

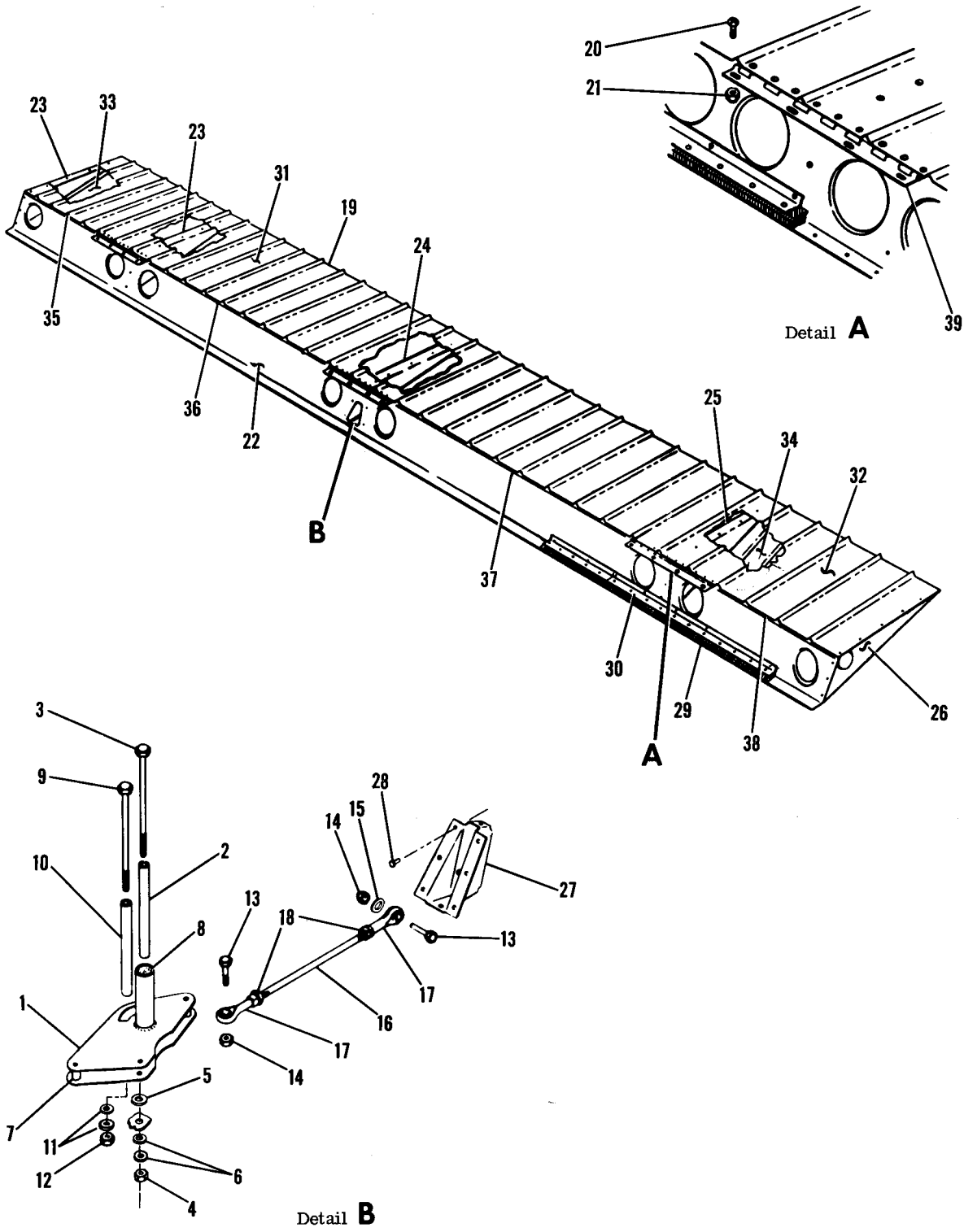


Figure 13. Aileron Installation

FIGURE AND INDEX NO.	PART NUMBER	DESCRIPTION	UNITS PER ASSY	USABLE ON CODE
13 -		AILERON INSTALLATION -----	NP	
- 1	0523223	BELLCRANK ASSEMBLY-AILERON LH -----	1	
	0523223-1	BELLCRANK ASSEMBLY-AILERON RH -----	1	
		ATTACHING PARTS -----		
- 2	0523221	BUSHING -----	1	
- 3	AN4-42A	BOLT -----	1	
- 4	MS21042L4	NUT -----	1	
- 5	0522629-1	WASHER -----	1	
- 6	AN960-416	WASHER -----	2	
		-----*		
- 7	0422280	BUSHING -----	2	
- 8	B610	BEARING TOR -----	2	
	B610-P	BEARING TOR ALTERNATE -----	2	
	B610-QH	BEARING TOR ALTERNATE -----	2	
- 9	AN4-42A	BOLT-BELLCRANK STOP -----	1	
-10	0523222	BUSHING-BELLCRANK STOP -----	1	
-11	AN960-416	WASHER -----	2	
-12	MS21042L4	NUT-BELLCRANK STOP -----	1	
	0523218	ROD ASSEMBLY-AILERON PUSH-PULL -----	2	
		ATTACHING PARTS -----		
-13	AN3-7A	BOLT -----	2	
-14	MS21044N3	NUT -----	2	
-15	AN960-10	WASHER -----	1	
		-----*		
-16	0523218-2	ROD-AILERON PUSH-PULL -----	1	
-17	S1106-3	ROD END -----	2	
-18	AN316-4R	NUT-CHECK -----	2	
-19	0523800	AILERON ASSEMBLY LEFT WING -----	1	
	0523800-1	AILERON ASSEMBLY RIGHT WING -----	1	
		ATTACHING PARTS -----		
-20	NAS221-8	SCREW -----	12	
-21	MS21044N3	NUT -----	12	
		-----*		
-22	0523806	SPAR-AILERON LH -----	1	
	0523806-1	SPAR-AILERON RH -----	1	
-23	0523808	RIB NO.1-AILERON LH -----	2	
	0523808-2	RIB NO.1-AILERON RH -----	2	
-24	0523809	RIB NO.2-AILERON LH -----	1	
	0523809-1	RIB NO.2-AILERON RH -----	1	
-25	0523810	RIB NO.3-AILERON -----	1	
-26	0523811-1	RIB NO.4-AILERON LH -----	1	
	0523811	RIB NO.4-AILERON RH -----	1	
-27	0760011-2	BRACKET-CONTROL -----	1	
		ATTACHING PARTS -----		
-28	CR163-4-8	RIVET CY -----	1	
		-----*		
-29	0724115-2	WEIGHT-AILERON BALANCE -----	3	
		ATTACHING PARTS -----		
-30	0523814-6	BRACKET-AILERON WEIGHT -----	1	
		-----*		
-31	0523800-6	SKIN-UPPER INBOARD LH -----	1	
	0523800-7	SKIN-UPPER INBOARD RH -----	1	
-32	0523800-8	SKIN-UPPER OUTBOARD LH -----	1	
	0523800-9	SKIN-UPPER OUTBOARD RH -----	1	
-33	0523800-10	SKIN-LOWER INBOARD LH -----	1	
	0523800-11	SKIN-LOWER INBOARD RH -----	1	
-34	0523800-12	SKIN-LOWER OUTBOARD LH -----	1	
	0523800-13	SKIN-LOWER OUTBOARD RH -----	1	
-35	0523813-1	SPACER -----	1	
-36	0523813-8	SPACER -----	1	
-37	0523813-6	SPACER -----	1	
-38	0523813-7	SPACER -----	1	
-39	0523807	HINGE ASSEMBLY-AILERON -----	3	

Wing (Cont)

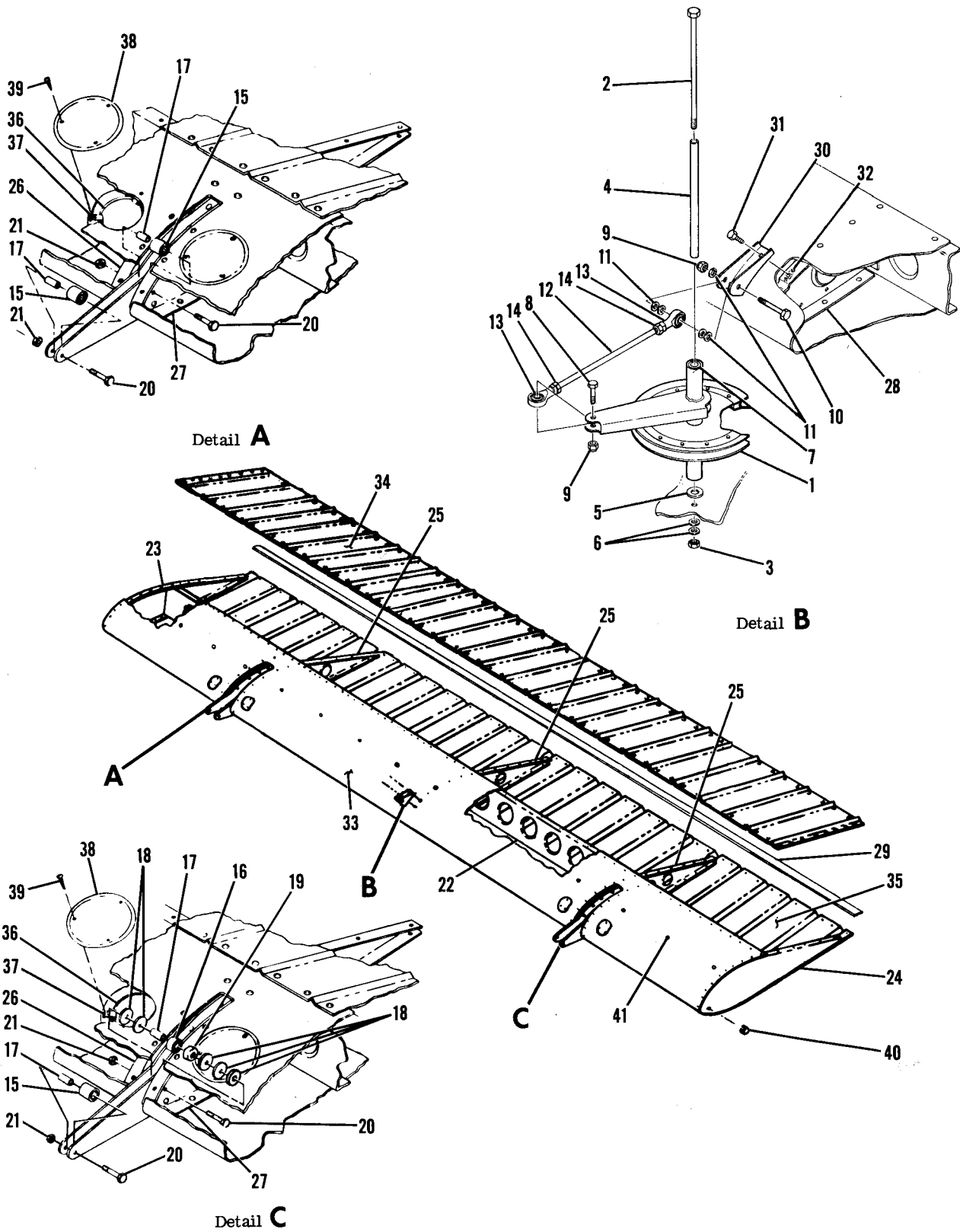
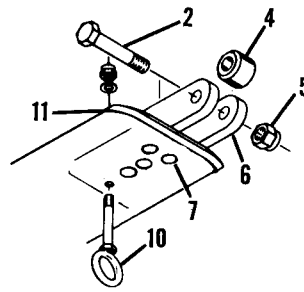
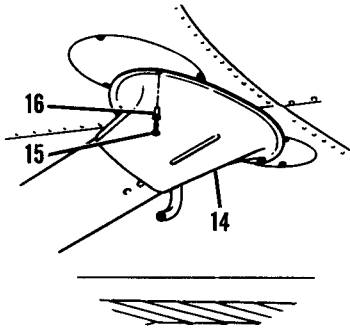


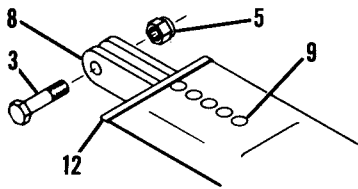
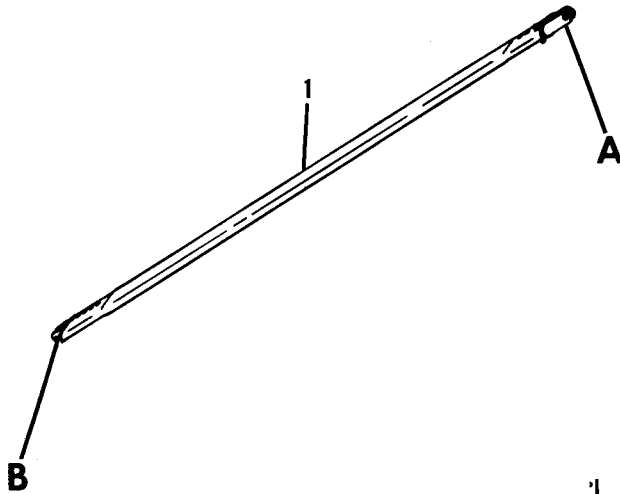
Figure 14. Flap Installation

FIGURE AND INDEX NO.	PART NUMBER	DESCRIPTION	UNITS PER ASSY	USABLE ON CODE
		1 2 3 4 5 6 7		
14 -		FLAP INSTALLATION -----	NP	
- 1	0760612-7 SEE FIG 82	DRIVE PULLEY ASSY-LEFT FLAP -----	1	
		DRIVE PULLEY ASSY-RIGHT FLAP -----	1	
		ATTACHING PARTS -----		
- 2	AN4-60A	BOLT -----	1	
- 3	MS21042L4	NUT -----	1	
- 4	0523536	BUSHING -----	1	
- 5	0522629-1	WASHER -----	1	
- 6	AN960-416	WASHER -----	2	
		*-----		
- 7	B610	BEARING TOR -----	2	
	0523537	ROD ASSEMBLY-FLAP PUSH PULL -----	2	
		ATTACHING PARTS -----		
- 8	AN3-6A	BOLT -----	1	
- 9	MS21044N3	NUT -----	2	
-10	AN3-11A	BOLT -----	1	
-11	AN960-10	WASHER -----	5	
		*-----		
-12	0523537-2	ROD-FLAP PUSH PULL -----	1	
-13	S1106-3	ROD END -----	2	
	S1819-3	ROD END ALTERNATE -----	2	
-14	AN316-4R	NUT-CHECK -----	2	
	0523901-35	FLAP ASSY-LEFT WING -----	1	
	0523901-38	FLAP ASSY-RIGHT WING -----	1	
		ATTACHING PARTS -----		
-15	0523921	ROLLER ASSY-FLAP ATTACHMENT -----	3	
-16	0523920	ROLLER ASSY-FLAP ATTACHMENT -----	1	
-17	0523919	BUSHING-FLAP ATTACHMENT ROLLER -----	4	
-18	0523922	SPACER-FLAP ATTACHMENT -----	AR	
-19	1220114-2	SPACER OUTBOARD -----	1	
-20	AN3-10A	BOLT -----	4	
-21	MS21044N3	NUT -----	4	
		*-----		
-22	0523911	SPAR-FLAP LH -----	1	
	0523911-1	SPAR-FLAP RH -----	1	
-23	0523912	RIB-FLAP INBOARD -----	1	
-24	0523912-1	RIB-FLAP OUTBOARD -----	1	
-25	0523923	RIB-FLAP TRAILING EDGE -----	3	
-26	0523901-14	RIB ASSY-FLAP SUPPORT ARM RIGHT -----	2	
-27	0523901-13	RIB ASSY-FLAP SUPPORT ARM LEFT -----	2	
-28	0523914	RIB ASSY-FLAP LEADING EDGE CENTER -----	1	
-29	0523901-37	STRIP-REINFORCEMENT -----	1	
-30	0523918	BRACKET-FLAP CONTROL -----	1	
		ATTACHING PARTS -----		
-31	AN3-4A	BOLT -----	2	
-32	NAS680A3	NUTPLATE -----	2	
		*-----		
-33	0523901-2	SKIN-FLAP LEADING EDGE LH -----	1	
	0523901-3	SKIN-FLAP LEADING EDGE RH -----	1	
-34	0523901-36	SKIN-FLAP UPPER LH -----	1	
	0523901-39	SKIN-FLAP UPPER RH -----	1	
-35	0523901-6	SKIN-FLAP LOWER LH -----	1	
	0523901-7	SKIN-FLAP LOWER RH -----	1	
-36	S237-4	DOUBLER-ACCESS HOLE -----	4	
-37	NAS395-14-3	NUT -----	3	
-38	S225-3	COVER-ACCESS HOLE -----	4	
		ATTACHING PARTS -----		
-39	S102128-8	SCREW -----	3	
		*-----		
-40	CM2692-20-1S	PLUG BUTTON -----	4	
-41	S1093-1	PLUG BUTTON -----	14	
		*-----		
		NOTE. WHEN ORDERING PARTS MARKED * ALSO ORDER PART MARKED %.		

Strut



Detail **A**



Detail **B**

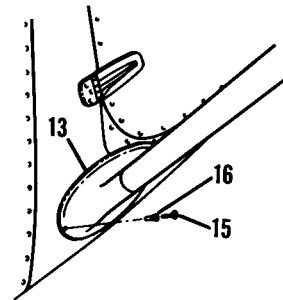


Figure 15. Strut Assembly - Wing

FIGURE AND INDEX NO.	PART NUMBER	DESCRIPTION	UNITS PER ASSY	USABLE ON CODE
		1 2 3 4 5 6 7		
15 - 1	0523606-17 0523606-18	STRUT ASSEMBLY-LH ----- STRUT ASSEMBLY-RH -----	1 1	
		ATTACHING PARTS		
- 2	AN8-25A	BOLT -----	1	
- 3	AN8-17A	BOLT -----	1	
- 4	0523307	SPACER -----	1	
- 5	MS20365-820C AN960-816	NUT ----- WASHER -----	2 2	
		*-----		
- 6	0523614-1	FITTING-STRUT UPPER END ----- ATTACHING PARTS	1	
- 7	MS20426AD10-30 0723600-6	RIVET ----- RIVET ALTERNATE -----	5 5	
		*-----		
- 8	0523608-2	FITTING-STRUT LOWER END ----- ATTACHING PARTS	1	
- 9	MS20426AD10 0723600-6	RIVET ----- RIVET ALTERNATE -----	4 4	
		*-----		
-10	0523613-1	RING-MOORING ----- ATTACHING PARTS	1	
	MS21042L5 AN960-516	NUT ----- WASHER -----	1 1	
		*-----		
-11	0523606-5	SEAL-UPPER -----	1	
-12	0523606-4	SEAL-LOWER -----	1	
-13	0522150-1 0522150-2	FAIRING-LOWER LH ----- FAIRING-LOWER RH -----	1 1	
-14	0523047-1 0523047-2	FAIRING-UPPER LH ----- FAIRING-UPPER RH ----- ATTACHING PARTS	1 1	
-15	AN515-8R8 AN515-8R8	SCREW LOWER ----- SCREW UPPER -----	3 4	
-16	NAS1329A08-75 NAS1329A08-75	RIVNUT LOWER ----- RIVNUT UPPER -----	3 4	
		*-----		

Empennage

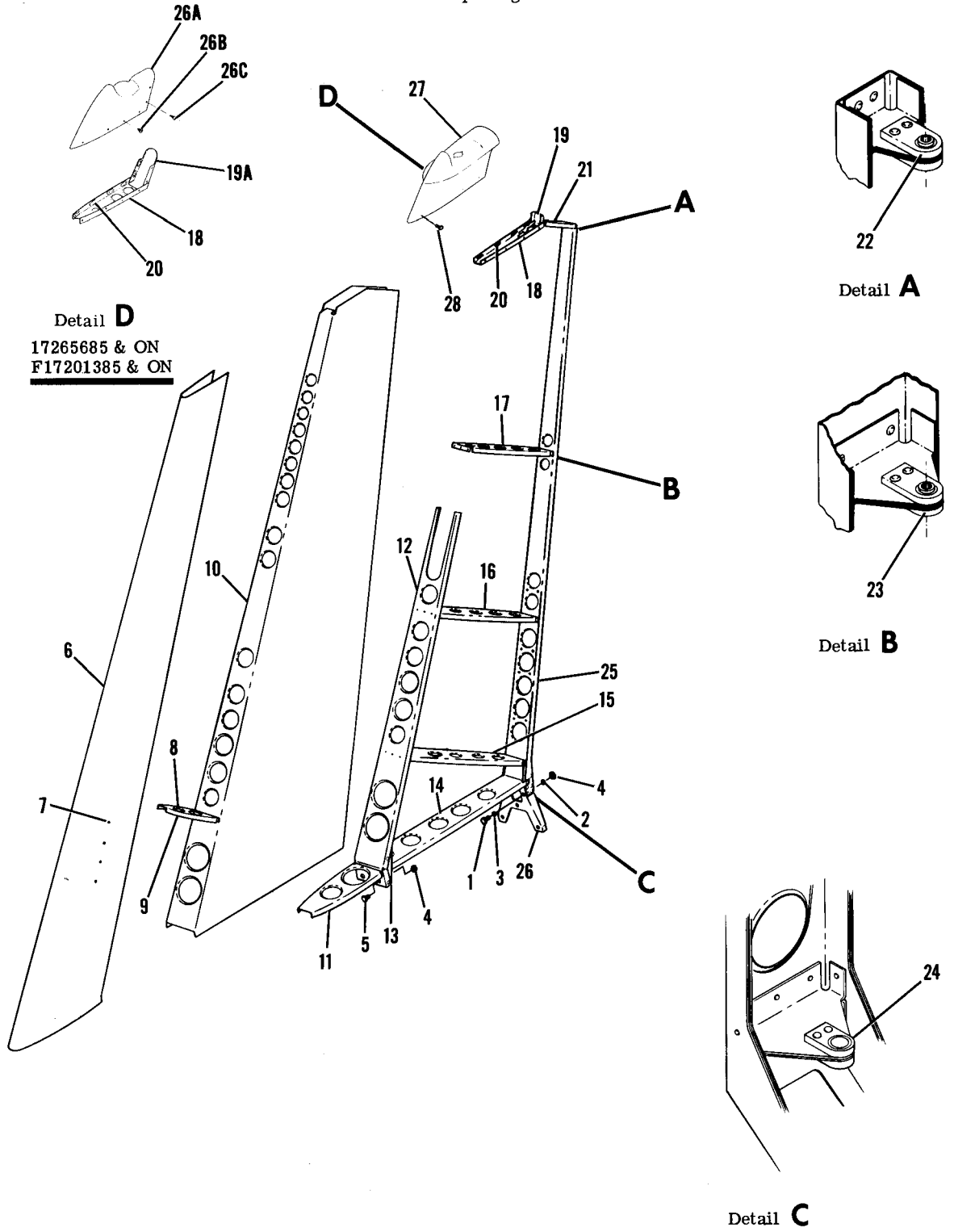


Figure 16. Fin Installation

FIGURE AND INDEX NO.	PART NUMBER	DESCRIPTION	UNITS PER ASSY	USABLE ON CODE
16 -		1 2 3 4 5 6 7		
		FIN INSTALLATION -----	NP	
	0531006-203	FIN ASSY LESS TIP -----	1	A
	0531006-110	FIN ASSY INCLUDES TIP -----	1	B
		ATTACHING PARTS		
- 1	AN5-10A	BOLT -----	2	
- 2	AN960-516	WASHER -----	2	
- 3	AN960-516L	WASHER -----	2	
- 4	MS21042L5	NUT -----	4	
- 5	AN5-5A	BOLT -----	2	
		---*---		
- 6	0531006-96	SKIN ASSY -----	1	
- 7	S1863-3	NUTPLATE -----	6	
- 8	0531006-95	RIB ASSY -----	1	
- 9	S1863-3	NUTPLATE -----	2	
-10	0531006-5	SKIN -----	1	
-11	0531006-16	RIB -----	1	
-12	0531006-13	REINFORCEMENT ASSY-VERTICAL FIN -----	1	
-13	0531006-15	GUSSET -----	1	
-14	0531006-87	RIB -----	1	
-15	0531006-18	RIB -----	1	
-16	0531006-19	RIB -----	1	
-17	0531006-20	RIB -----	1	
-18	0531006-21	RIB -----	1	
-19	0531014-1	BULKHEAD-VERTICAL FIN CAP -----	1	A
-19A	0531034-1	RIB-AFT FIN TIP -----	1	B
-20	S1862-1	NUT -----	8	
-21	0531006-54	RIB -----	1	
-22	0531006-39	HINGE HALF ASSY-UPPER -----	1	
-23	0531006-44	HINGE HALF ASSY-MIDDLE -----	1	
-24	0531006-49	HINGE HALF ASSY-LOWER -----	1	
-25	0531006-9	SPAR ASSY-VERTICAL FIN -----	1	
-26	0531006-10	FITTING -----	1	
-26A	0531033-1	FIN CAP -----	1	B
		ATTACHING PARTS		
	S102126-4	SCREW -----	8	B
	S102126-6	SCREW -----	4	B
		---*---		
-27	0531013-1	TIP ASSY-VERTICAL FIN -----	1	A
		ATTACHING PARTS		
-28	S102126-4	SCREW -----	8	A
	S102126-6	SCREW -----	4	A
		---*---		
	SEE FIG 101	TIP ASSY-VERTICAL FIN FLASHING BEACON -----	1	
		A---172 SERIAL 17263459 THRU 17265684 F172 SERIAL F17201235 THRU F17201384		
		B---172 SERIAL 17265685 & ON F172 SERIAL F17201385 & ON		

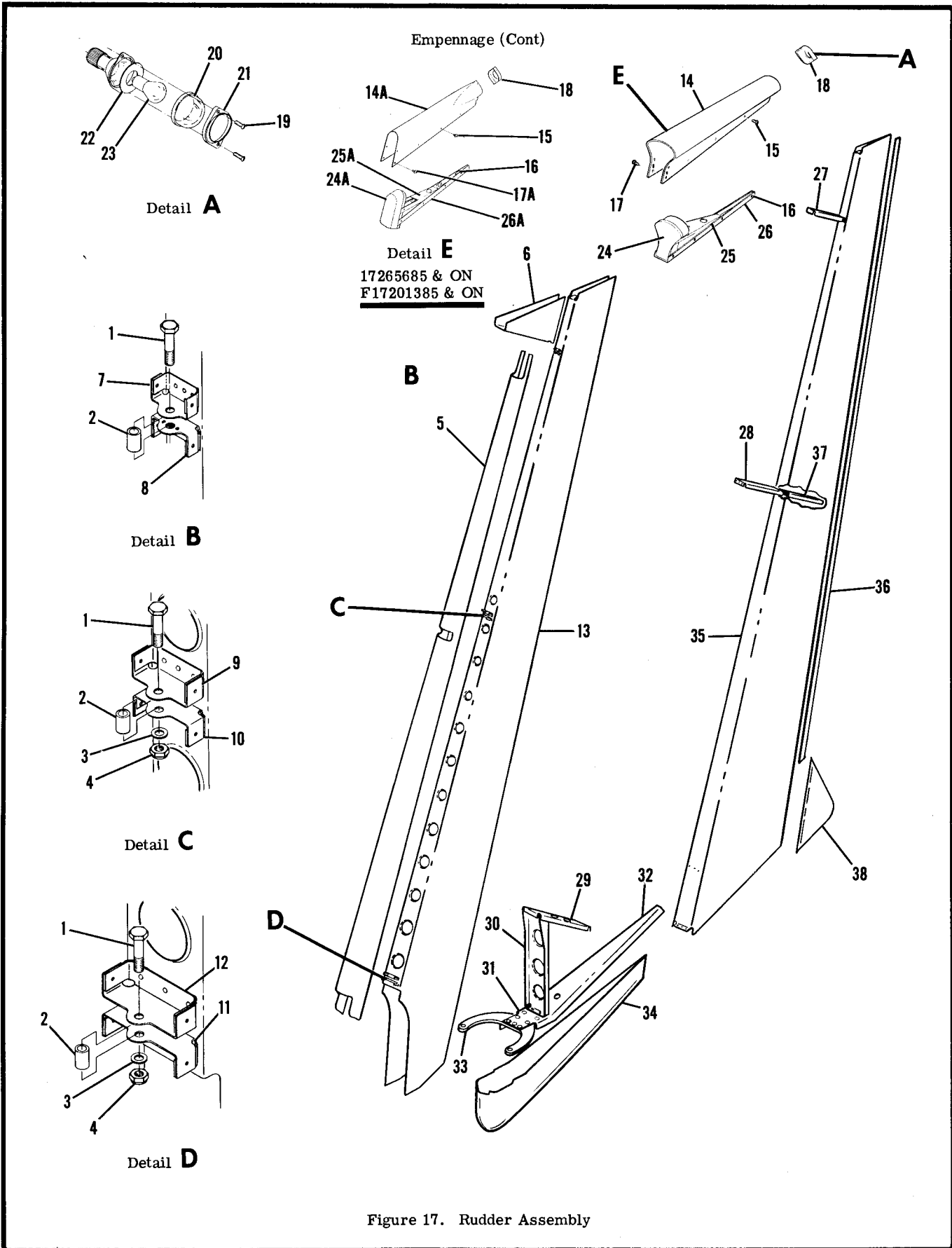




FIGURE AND INDEX NO.	PART NUMBER	DESCRIPTION	UNITS PER ASSY	USABLE ON CODE
17 -	0531006-81	RUDDER ASSEMBLY -----	1	A
	0531006-108	RUDDER ASSEMBLY -----	1	B
		ATTACHING PARTS		
- 1	AN4-11A	BOLT -----	3	
- 2	0532104	BUSHING -----	3	
- 3	AN960-416	WASHER LOWER & CENTER HINGE ONLY -----	2	
- 4	MS21042L4	NUT LOWER & CENTER HINGE ONLY -----	2	
		*-----		
- 5	0531006-68	SKIN -----	1	
- 6	0531006-55	SKIN -----	1	A
	0531006-112	SKIN -----	1	B
- 7	0531018-6	BRACKET -----	1	
- 8	0531018-7	BRACKET -----	1	
	NAS698A4	NUTPLATE -----	1	
- 9	0531018-4	BRACKET -----	1	
-10	0531018-3	BRACKET -----	1	
-11	0531018-1	BRACKET -----	1	
-12	0531018-2	BRACKET -----	1	
-13	0531006-69	SKIN -----	1	
-14	0533009-1-791	TIP-RUDDER -----	1	A
-14A	0531006-112	TIP-RUDDER -----	1	B
		ATTACHING PARTS		
-15	S1021Z6-6	SCREW -----	6	
-16	S1862-1	NUT -----	6	
-17	AN520-10R8	SCREW -----	2	A
-17A	AN525-10R7	SCREW -----	4	B
		*-----		
-18	0433007	MOUNT-TAIL LIGHT -----	1	
	C622001-0401	LIGHT ASSY-RUDDER -----	1	
		ATTACHING PARTS		
-19	AN515-4R6	SCREW -----	2	
		*-----		
-20	A4513-1	LENS-TAIL LIGHT CLEAR GMC -----	1	
-21	A2108A	LENS-RETAINER GMC -----	1	
-22	A2109-3	GASKET GMC -----	1	
-23	1777	LAMP-TAIL LIGHT -----	1	
-24	0533011-1	WEIGHT ASSY-RUDDER -----	1	A
-24A	0533134-1	WEIGHT ASSY-RUDDER -----	1	B
-25	0531006-85	RIB -----	1	A
-25A	0531006-107	RIB -----	1	B
-26	0531006-30	RIB -----	1	A
-26A	0531006-105	RIB -----	1	B
-27	0531006-32	RIB -----	1	
-28	0531006-29	RIB -----	1	
-29	0531006-28	RIB -----	1	
-30	0531006-71	RIB -----	1	
-31	0531006-24	RIB ASSY -----	1	
-32	0531006-25	RIB -----	1	
-33	0531008-1	HORN -----	1	
-34	0531006-80-791	BUTT-RUDDER -----	1	
-35	0531006-70	SKIN -----	1	
-36	0531006-79	FILLER-RUDDER -----	1	
-37	0531006-58	RIB -----	1	
-38	0531001-3	TRIM TAB-RUDDER -----	1	
		A---172 SERIAL 17263459 THRU 17265684 F172 SERIAL F17201235 THRU F17201384 B---172 SERIAL 17265685 & ON F172 SERIAL F17201385 & ON		

Empennage (Cont)

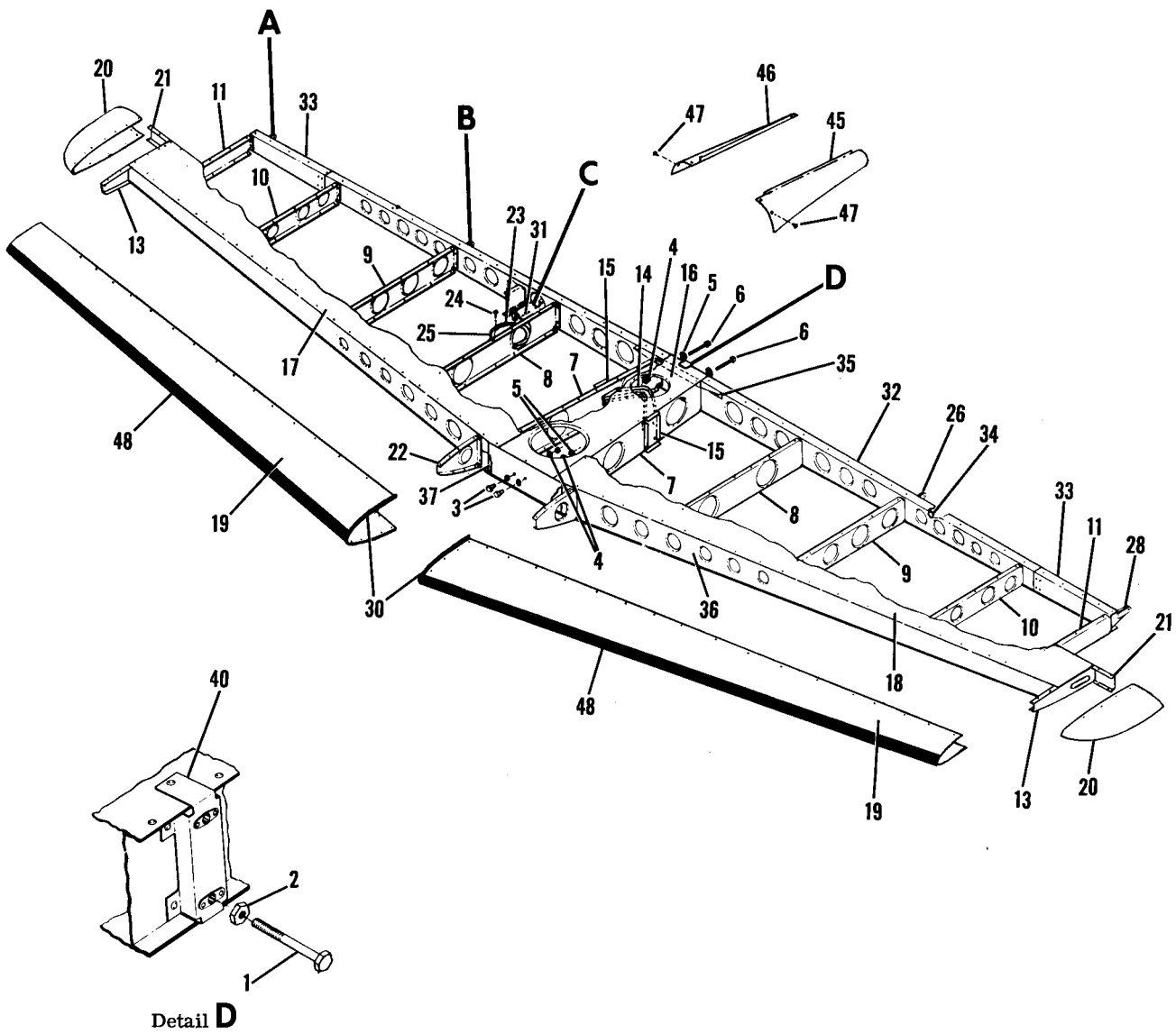
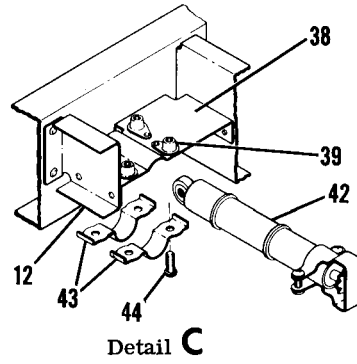
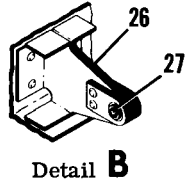
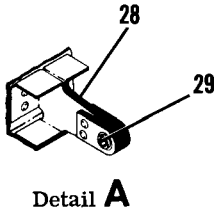


Figure 18. Stabilizer Installation



FIGURE AND INDEX NO.	PART NUMBER	DESCRIPTION	UNITS PER ASSY	USABLE ON CODE
18 -		STABILIZER INSTALLATION -----	NP	
- 1	NAS428H3-16	BOLT-ELEVATOR STOP -----	2	
- 2	AN315-3R	NUT-ELEVATOR STOP -----	2	
	0532001-202	STABILIZER ASSEMBLY -----	1	
		ATTACHING PARTS -----		
- 3	AN5-4A	BOLT -----	2	
	AN960-516	WASHER UNDER NUT -----	8	
- 4	MS21042L5	NUT -----	4	
- 5	S1450-5A20-100	WASHER BETWEEN STABILIZER & FITTING -----	AR	
	S1450-5A20-080	WASHER BETWEEN STABILIZER & FITTING -----	AR	
	S1450-5A20-063	WASHER BETWEEN STABILIZER & FITTING -----	AR	
- 6	AN5-23A	BOLT -----	2	
		*-----		
- 7	0532001-99	RIB-STABILIZER -----	2	
- 8	0532001-13	RIB-STABILIZER -----	2	
- 9	0532001-14	RIB-STABILIZER -----	2	
-10	0532001-15	RIB-STABILIZER -----	2	
-11	0532001-16	RIB-STABILIZER -----	2	
-12	0532001-17	STUB RIB-STABILIZER -----	1	
-13	0532001-77	RIB-STABILIZER OUTBOARD -----	2	
-14	0532001-21	BRACKET-PULLEY -----	2	
-15	0532001-22	STIFFENER-STABILIZER -----	2	
-16	0532001-23	SKIN-STABILIZER CENTER -----	1	
-17	0532001-74	SKIN-STABILIZER RH -----	1	
-18	0532001-75	SKIN-STABILIZER LH -----	1	
-19	0532001-76	SKIN-LEADING EDGE -----	2	
-20	0532001-93	TIP-STABILIZER -----	2	
-21	0532001-78	TIP RIB-STABILIZER -----	2	
-22	0532001-50	RIB-STABILIZER NOSE -----	2	
-23	0432155	RETAINER-ACUTATOR COVER PLATE -----	1	
		ATTACHING PARTS -----		
-24	S1021Z8-8	SCREW -----	4	
-25	NAS395-14-3	NUT -----	4	
		*-----		
-26	0532105-6	HINGE ASSEMBLY-STABILIZER -----	2	
-27	0532104	BUSHING-STABILIZER -----	1	
	S1003-29A	BEARING-STABILIZER -----	1	
-28	0532105-9	HINGE ASSEMBLY-STABILIZER -----	2	
-29	0532104	BUSHING-STABILIZER -----	1	
	S1003-29A	BEARING-STABILIZER -----	1	
-30	S1415-1	MOULDING-STABILIZER -----	2	
		ATTACHING PARTS -----		
	S1021A4-6	SCREW -----	2	
	AN960D4L	WASHER -----	2	
		*-----		
-31	0432123	PLATE-STABILIZER -----	1	
-32	0532001-96	SPAR ASSEMBLY-REAR -----	1	
-33	0532001-7	TIP-SPAR -----	2	
-34	0532001-8	REINFORCEMENT-SPAR -----	1	
-35	0532001-81	ANGLE-REINFORCEMENT -----	2	
-36	0532001-98	SPAR ASSEMBLY-FRONT -----	1	
-37	0532001-97	REINFORCEMENT-SPAR -----	2	
-38	0532001-20	BRACKET ASSEMBLY-STABILIZER -----	1	
-39	NAS698A3	NUTPLATE -----	4	
-40	0532006-1	BRACKET ASSEMBLY -----	1	
-41		DELETED -----		
-42	SEE FIG 19	ACTUATOR ASSEMBLY-ELEVATOR TAB -----	1	
		ATTACHING PARTS -----		
-43	0432126	CLAMP-ACTUATOR -----	2	
-44	AN520-10R8	SCREW -----	4	
		*-----		
-45	0530010-5	FAIRING ASSEMBLY-LH -----	1	
-46	0530010-6	FAIRING ASSEMBLY-RH -----	1	
		ATTACHING PARTS -----		
-47	S1021Z8-8	SCREW -----	2	
		*-----		
-48	S1938-1	SHOE-HORIZONTAL STABILIZER FSO S1938-1-67.00 -----	2	

Empennage (Cont)

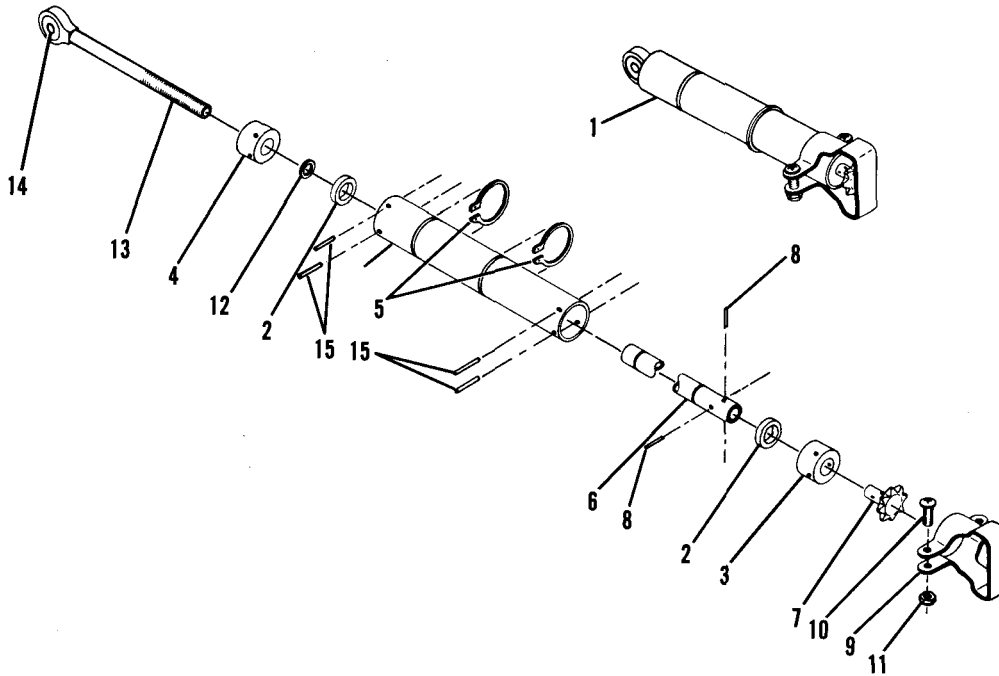


Figure 19. Elevator Trim Tab Actuator Assembly

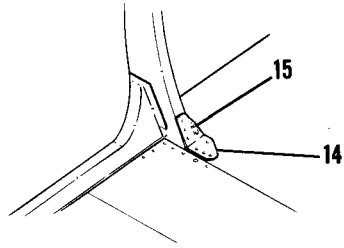
FIGURE AND INDEX NO.	PART NUMBER	DESCRIPTION	UNITS PER ASSY	USABLE ON CODE
19 - 1	1260074-1	ELEVATOR TRIM TAB ACTUATOR ASSEMBLY -----	1	
- 2	0310295	COLLAR-ACTUATOR -----	2	
- 3	0310297-1	BEARING-ACTUATOR -----	1	
- 4	0310298-1	BEARING-ACTUATOR -----	1	
- 5	MS16624-81	RING-RETAINER OUTSIDE -----	2	
- 6	1260049-1	SCREW-INTERNAL THREADS -----	1	
- 7	0310332	SPROCKET-ROLL CHAIN -----	1	
- 8	3/32X.38TYPE3	ATTACHING PARTS GROOV-PIN -----	2	
- 9	0310422-1	*----- GUARD-ROLL CHAIN -----	1	
-10	AN515-8R8	ATTACHING PARTS SCREW -----	2	
-11	MS21044N08	NUT -----	2	
-12	AN6227-5	*----- PACKING-ACTUATOR -----	1	
-13	0310362-5	SCREW ASSEMBLY-ACTUATOR -----	1	
-14	PN3A	BEARING TOR -----	1	
-15	1/16X.62TYPE3	GROOV-PIN -----	4	

This page intentionally left blank.

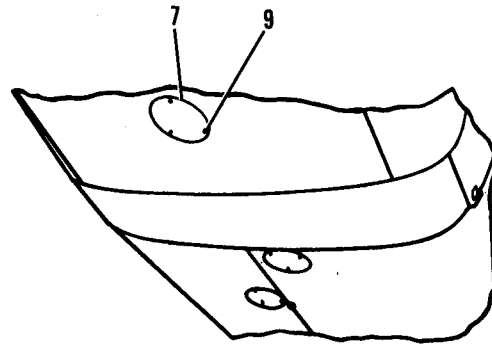
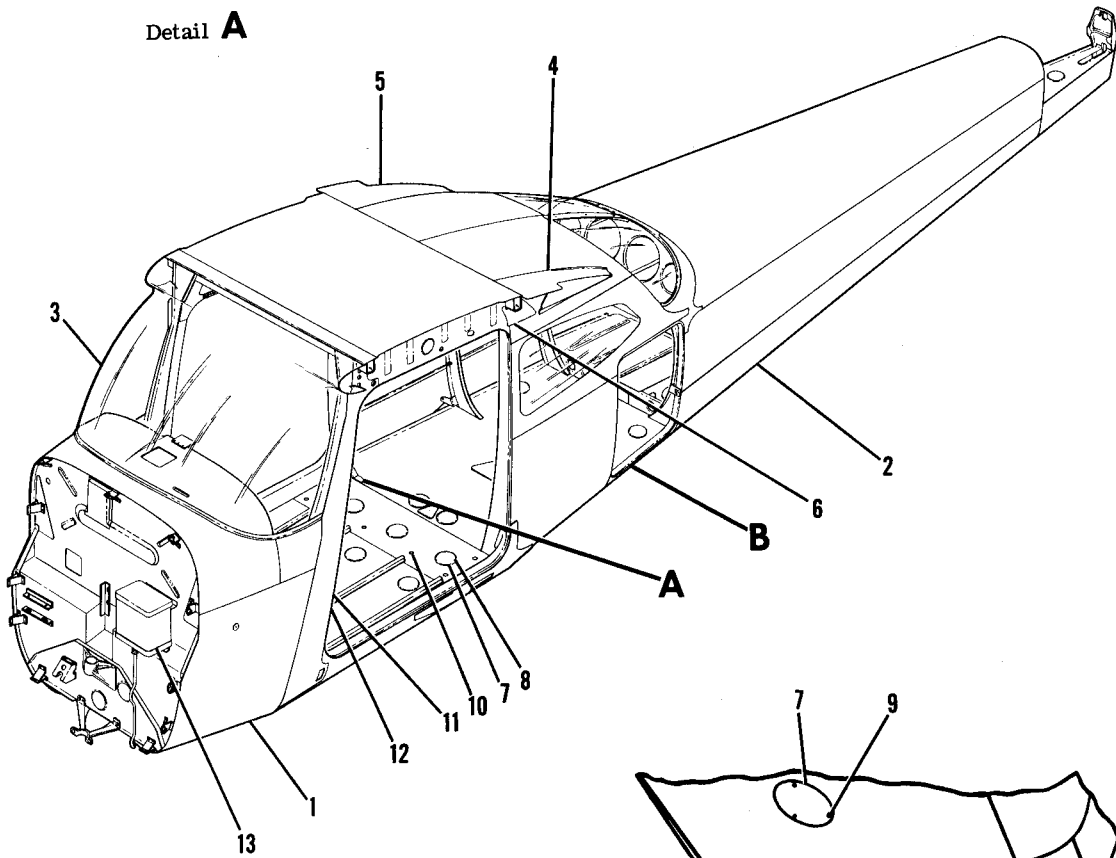


FIGURE AND INDEX NO.	PART NUMBER	DESCRIPTION							UNITS PER ASSY	USABLE ON CODE
		1	2	3	4	5	6	7		
20 -		ELEVATOR INSTALLATION -----							NP	
- 1	0534122-1	BELLCRANK ASSEMBLY -----							1	
		ATTACHING PARTS -----								
- 2	AN4-14A	BOLT -----							1	
- 3	AN960-416	WASHER -----							1	
- 4	MS21042L4	NUT -----							1	
		-----*								
- 5	0532001-47	CHANNEL-TAB ACTUATOR PUSH-PULL -----							1	
		ATTACHING PARTS -----								
- 6	AN3-6	BOLT -----							2	
- 7	AN960-10L	WASHER -----							4	
- 8	AN320-3	NUT -----							2	
- 8A	MS24665-132	COTTER PIN -----							2	
		-----*								
- 9	0593000-4	ELEVATOR ASSEMBLY-RH LESS TRIM TAB -----							1	
-10	0532001-73	ELEVATOR ASSEMBLY-LH -----							1	
		ATTACHING PARTS -----								
-11	AN4-11A	BOLT -----							4	
-12	AN4-7A	BOLT -----							4	
-13	AN960-416	WASHER -----							12	
-14	MS21042L4	NUT -----							8	
		-----*								
-15	0532001-28	SPAR-ELEVATOR -----							1	
-16	0532001-29	CHANNEL-ELEVATOR -----							1	
-17	0532001-83	RIB-ELEVATOR LH -----							1	
-18	0532001-82	RIB-ELEVATOR RH -----							1	
-19	0532001-88	SKIN-ELEVATOR UPPER RH -----							1	
-20	0532001-90	SKIN-ELEVATOR LOWER RH -----							1	
-21	0532001-91	SKIN-ELEVATOR LOWER LH -----							1	
-22	0532001-89	SKIN-ELEVATOR UPPER LH -----							1	
-23	0532107-1	WEIGHT-ELEVATOR BALANCE -----							1	
		ATTACHING PARTS -----								
-24	AN509-8R15	SCREW -----							2	
		-----*								
-25	0532001-94-791	TIP-ELEVATOR LH -----							1	
-26	0532001-100-791	TIP-ELEVATOR RH -----							1	
-27	0532001-86	DOUBLER-ELEVATOR UPPER -----							1	
-28	0532001-87	DOUBLER-ELEVATOR LOWER -----							1	
-29	0532105-3	BRACKET-ELEVATOR OUTBOARD -----							1	
-30	0532105-4	BRACKET-ELEVATOR INBOARD -----							1	
-31	0531105-10	BRACKET-ELEVATOR INBOARD -----							1	
-32	0531105-11	BRACKET-ELEVATOR OUTBOARD -----							1	
-33	0534126-1	CLIP-ELEVATOR INBOARD -----							5	
-34	0534126-2	CLIP-ELEVATOR OUTBOARD -----							2	
-35	0532001-45	HINGE ASSEMBLY-TAB RH -----							1	
-36	0532001-30	TORQUE TUBE ASSEMBLY-ELEVATOR -----							1	
-37	0532001-31	TUBE-TORQUE -----							1	
-38	0532001-32	RIB-ELEVATOR -----							1	
-39	0532001-33	RIB-ELEVATOR -----							1	
-40	0532001-35	ADAPTER-TORQUE TUBE -----							1	
-41	0734102-3	ADAPTER-TORQUE TUBE -----							1	
-42	0734102-4	ADAPTER-TORQUE TUBE -----							1	
-43	0532001-92	SKIN-ELEVATOR TIP -----							1	
-44	0532001-95	RIB ASSEMBLY-TIP -----							1	
-45	0532001-85	RIB-ELEVATOR LH -----							1	
-46	0532001-84	RIB-ELEVATOR RH -----							1	
-47	0532001-80	RIB-SPAR EXTENSION -----							1	
-48	0532001-101	TRIM TAB ASSEMBLY-ELEVATOR -----							1	
-49	0532001-42	RIB-TAB -----							1	
-50	0532001-43	SKIN-TAB LOWER -----							1	
-51	0532001-44	SKIN-TAB UPPER -----							1	
-52	0532001-48	SPAR-TAB -----							1	
-53	0334128-3	HORN ASSEMBLY-TRIM TAB -----							1	
-54	PN-3A	BEARING-HORN ASSEMBLY TOR -----							1	

Fuselage



Detail A



Detail B

Figure 21. Fuselage Assembly

FIGURE AND INDEX NO.	PART NUMBER	DESCRIPTION	UNITS PER ASSY	USABLE ON CODE
		1 2 3 4 5 6 7		
21 -		FUSELAGE ASSEMBLY -----	NP	
- 1	SEE FIG 22	FRONT & CENTER SECTION ASSY-FUSELAGE -----	1	
- 2	SEE FIG 32	AFT SECTION ASSY-FUSELAGE -----	1	
- 3	SEE FIG 31	WINDSHIELD INSTL -----	1	
- 4	0512027-1	FILLET ASSY-WING LH -----	1	
- 5	0512027-2	FILLET ASSY-WING RH -----	1	
- 6	0512146	PLATE-LH -----	1	
	0512146-1	PLATE-RH -----	1	
- 7	S225-1	PLATE-INSPECTION COVER -----	19	
- 8	49330	STUD-TRIMOUNT UC -----	48	
- 9	S102128-B	SCREW -----	9	
-10	41843	PLUG BUTTON UC -----	6	
-11		NAME PLATE-AIRCRAFT IDENTIFICATION -----	NP	
-12	0713047	PLACARD-FINISH & TRIM -----	1	
		ATTACHING PARTS		
	AN535-2-3	SCREW -----	2	
		---*---		
-13	SEE FIG 36	BOX INSTL-BATTERY -----	1	
	0512184-1	STIFFENER-LH -----	1	
-14	0512184-2	STIFFENER-RH -----	1	
-15	0512185-1	SPACER -----	2	
		NOTE. SEE FIG 93 & 95 FOR FLOATPLANE FUSELAGE STRUCTURE DETAILS		

Fuselage (Cont)

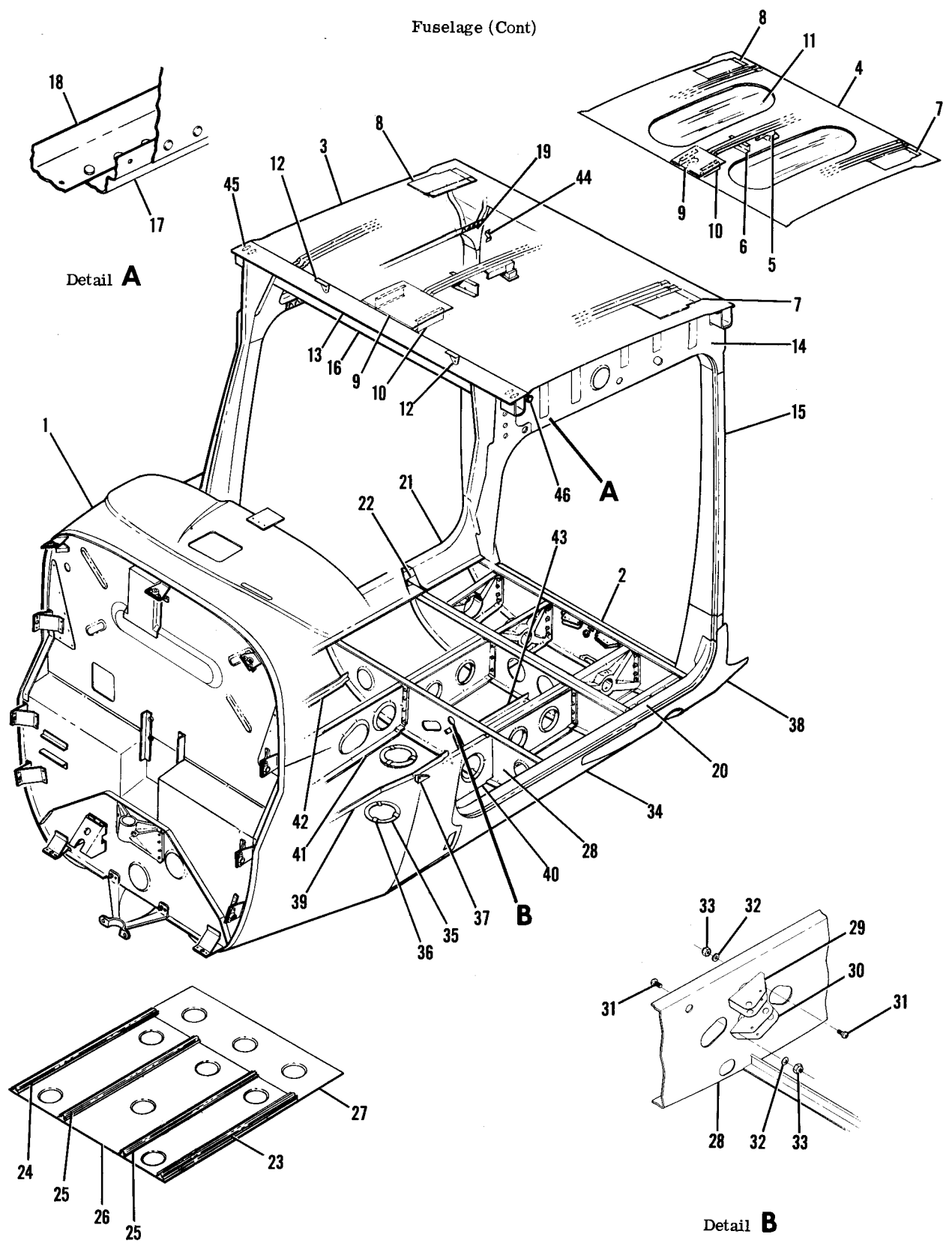


Figure 22. Fuselage Front & Center Section Assembly

FIGURE AND INDEX NO.	PART NUMBER	DESCRIPTION	UNITS PER ASSY	USABLE ON CODE
		1 2 3 4 5 6 7		
22 -		FRONT & CENTER SECTION ASSEMBLY-FUSELAGE -----	NP	
		FRONT & CENTER SECTION ASSEMBLY-FUSELAGE WITH SKYLIGHT -----	NP	
- 1	SEE FIG 23	FRONT SECTION ASSY-FUSELAGE -----	1	
- 2	SEE FIG 30	BULKHEAD ASSY-LANDING GEAR -----	1	
- 3	0511801-4	TOP ASSY-CABIN -----	1	
- 4	0511800-5	TOP ASSY-CABIN SKYLIGHT -----	1	
- 5	0513453-1	BRACKET ASSY-CONSOLE -----	1	
- 6	0511484-2	BRACKET-CONSOLE -----	1	
- 7	0511798-3	VIBRATION DAMPENER-LH -----	1	
- 8	0511798-4	VIBRATION DAMPENER-RH -----	1	
- 9	0511799-3	GUSSET -----	1	
-10	0513426-1	SUPPORT-SPEAKER -----	2	
-11	0511797-2	WINDOW-SKYLIGHT -----	2	
	0411174-3	FRAME-SKYLIGHT WINDOW -----	2	
	0414014-1	BRACKET-WINDOW TRIM -----	4	
	0414014-2	BRACKET-WINDOW TRIM -----	12	
	S1055-1	CHANNEL 45.0 IN LG BKI REF S1055-1-45.0 -----	2	
-12	0513399-1	BRACKET-FUEL TUBE -----	2	
-13	0511000-75	CAP-FUSELAGE FRONT SPAR -----	1	
-14	0511037-1	RIB-FUSELAGE FWD SECTION LH -----	1	
	0511037-2	RIB-FUSELAGE FWD SECTION RH -----	1	
-15	SEE FIG 29	BULKHEAD ASSY-STA 65.33 -----	1	
-16	0513312-1	RETAINER-WINDSHIELD TOP -----	1	
-17	0511000-6	FRAME-DOOR UPPER OUTBD LH -----	1	
	0511000-7	FRAME-DOOR UPPER OUTBD RH -----	1	
-18	0511000-22	FRAME-DOOR UPPER INBD LH -----	1	
	0511000-23	FRAME-DOOR UPPER INBD RH -----	1	
-19	0511000-73	GUSSET ASSY-UPPER REAR DOOR JAMB RH -----	1	
	0511000-74	GUSSET ASSY-UPPER REAR DOOR JAMB LH -----	1	
		ATTACHING PARTS		
	AN525-832R9	SCREW -----	7	
	AN960-8L	WASHER -----	7	
	MS21044N08	NUT -----	7	
		---*---		
	NAS680A4	NUTPLATE -----	1	
-20	0511116-12	SILL ASSY-DOOR LWR LH -----	1	
-21	0511116-13	SILL ASSY-DOOR LWR RH -----	1	
-22	0511291-2	SUPPORT-LWR DOOR SILL RH -----	1	
	0511291-1	SUPPORT-LWR DOOR SILL LH -----	1	
	0511480-13	FLOORBOARD ASSY-FUSELAGE CENTER SECTION -----	1	
-23	0511243-6	SEATRAIL-OUTBD LH -----	1	
-24	0511243-5	SEATRAIL-OUTBD RH -----	1	
-25	0511243-4	SEATRAIL-INBD -----	2	
-26	0511480-12	FLOORBOARD-STA 27.41 TO 56.32 -----	1	
-27	0511479-2	FLOORBOARD-CENTER SECTION AFT -----	1	
		ATTACHING PARTS		
	NAS220-12	SCREW -----	4	
	AN960-8	WASHER -----	26	
	MS21044N08	NUT -----	26	
	NAS220-10	SCREW -----	8	
	NAS220-9	SCREW -----	14	
		---*---		
-28	0511497-5	BULKHEAD ASSY-STA 44.00 -----	1	
-29	0511498-1	BRACKET-PULLEY -----	1	
-30	0511499-1	BRACKET-PULLEY -----	1	
		ATTACHING PARTS		
-31	AN520-10R6	SCREW -----	1	
-32	AN960-8	WASHER -----	1	
-33	MS21044N3	NUT -----	1	
		---*---		
-34	0510201-5	SKIN-FUSELAGE CENTER SECTION LOWER -----	1	
-35	S226-3	DOUBLER -----	2	
-36	NAS395-14-3	NUT -----	6	
-37	0511254-1	BRACKET-PULLEY -----	1	
-38	0511295-3	SKIN-LANDING GEAR BULKHEAD -----	1	
-39	0511486-5	ANGLE -----	1	
-40	0512058-1	BULKHEAD-LH STA 27.03 TO STA 44.00 -----	1	
-41	0512058-2	BULKHEAD-RH STA 27.03 TO STA 44.00 -----	1	
-42	0511486-2	ANGLE-RH -----	1	
	0511486-1	ANGLE-LH -----	1	
-43	0511292-3	ANGLE -----	1	
-44	0511150-1	BRACKET-UPHOLSTERY RH -----	1	
	0511150	BRACKET-UPHOLSTERY LH -----	1	
-45	S1863-3	NUTPLATE -----	4	
-46	MS35489-118	GROMMET -----	2	

Fuselage (Cont)

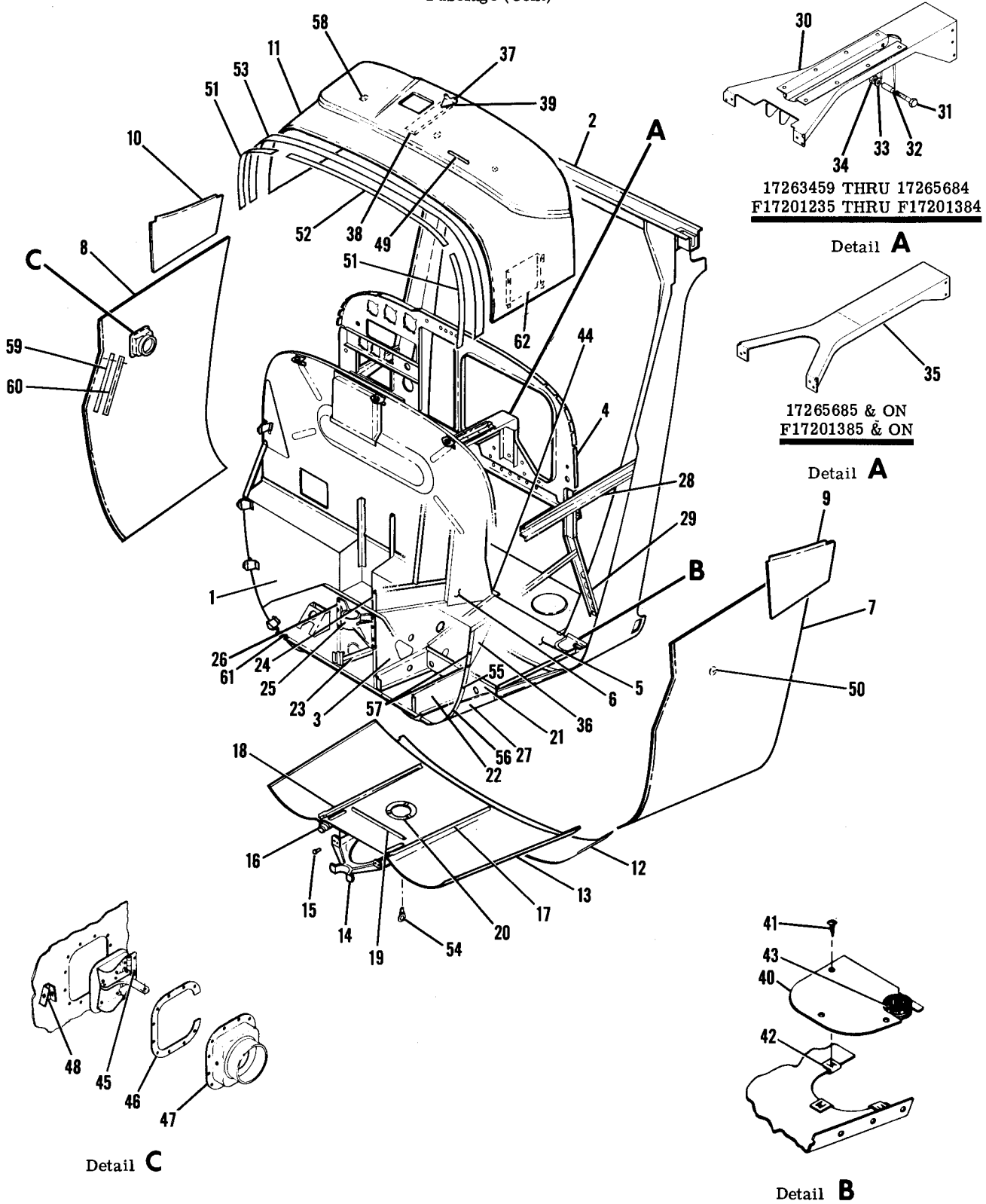


Figure 23. Fuselage Front Section Structure Assembly



FIGURE AND INDEX NO.	PART NUMBER	DESCRIPTION	UNITS PER ASSY	USABLE
				ON CODE
		1 2 3 4 5 6 7		
23 -		STRUCTURE ASSEMBLY-FUSELAGE FRONT SECTION -----	NP	
- 1	SEE FIG 27	FIREWALL ASSY -----	1	
- 2	SEE FIG 24	BULKHEAD ASSY-FRONT DOORPOST -----	1	
- 3	SEE FIG 25	TUNNEL COMPONENTS-FRONT SECTION -----	1	
- 4	SEE FIG 58	PANEL ASSY-STATIONARY -----	1	
- 5	0513375-1	FLOORBOARD ASSY-LH -----	1	
	0513375-2	FLOORBOARD ASSY-RH -----	1	
- 6	SEE FIG 26	CONSOLE STRUCTURE ASSY -----	1	
- 7	0513362-25	SKIN-FRONT SECTION LH -----	1	
- 8	0513362-14	SKIN-FRONT SECTION RH -----	1	
- 9	0513362-3	SKIN-UPPER SIDE LH -----	1	
-10	0513362-4	SKIN-UPPER SIDE RH -----	1	
-11	0513362-38	SKIN-DECK -----	1	
-12	0513362-9	SKIN-LWR AFT -----	1	
-13	0513362-15	SKIN-LWR FWD -----	1	
-14	0543016-1	FITTING-NOSE GEAR LWR -----	1	
		ATTACHING PARTS		
-15	AN3-5A	BOLT -----	2	
	MS20365-1032C	NUT -----	2	
		---*---		
-16	0543027-3	BOOT-STEERING LOCK LH -----	1	
	0543027-2	BOOT-STEERING LOCK RH -----	1	
-17	0513000-10	ANGLE-BULKHEAD REINFORCEMENT LH -----	1	
-18	0513000-9	ANGLE-BULKHEAD REINFORCEMENT RH -----	1	
-19	0513322-1	ANGLE-REINFORCEMENT -----	1	
-20	S327-2	DOUBLER ASSY -----	1	
	NAS395-14-3	NUT -----	3	
-21	0513053-1	BULKHEAD-FUSELAGE STA 8.125 LH -----	1	
	0513053-4	BULKHEAD-FUSELAGE STA 8.125 RH -----	1	
-22	0513235-1	BULKHEAD-RUDDER PEDAL OUTBD LH -----	1	
	0513054-4	BULKHEAD-RUDDER PEDAL OUTBD RH -----	1	
-23	0513038-8	ANGLE-RH -----	1	
	0513038-7	ANGLE-LH -----	1	
-24	0513369-1	ANGLE-LH -----	1	
	0513369-2	ANGLE-RH -----	1	
-25	0543013-1	FITTING-NOSE GEAR UPPER -----	1	
		ATTACHING PARTS		
-26	NAS144-17	BOLT -----	2	
	MS21042L4	NUT -----	2	
		---*---		
-27	0513132-1	STRINGER ASSY-ENGINE MOUNT LWR LH -----	1	
	0513132-2	STRINGER ASSY-ENGINE MOUNT LWR RH -----	1	
-28	0513132-3	STRINGER ASSY-ENGINE MOUNT UPPER LH -----	1	
	0513132-4	STRINGER ASSY-ENGINE MOUNT UPPER RH -----	1	
-29	0513325-3	BULKHEAD-LH -----	1	
	0513325-4	BULKHEAD-RH -----	1	
-30	0513411-1	SUPPORT ASSY -----	1	
-31	AN3-11A	BOLT -----	1	A
-32	NAS43HT3-42A	SPACER -----	1	
-33	AN960-10	WASHER -----	1	
-34	MS21044N3	NUT -----	1	
-35	0513089-1	SUPPORT-INSTRUMENT PANEL -----	1	B
-36	0513137-1	GUSSET-LH -----	1	
	0513137-2	GUSSET-RH -----	1	
-37	0513264-1	BRACKET-COMPASS -----	1	
		ATTACHING PARTS		
	AN51586R8	SCREW -----	3	
		---*---		
-38	0513326-2	STIFFENER -----	1	
-39	NAS698A06L	NUTPLATE -----	2	
	NAS680A06	NUTPLATE -----	1	
-40	0713002-3	COVEP -----	2	
		ATTACHING PARTS		
-41	S1021Z6-4	SCREW -----	3	
-42	NAS395-3-3	NUT -----	3	
		---*---		

CONTINUED ON NEXT PAGE

FIGURE AND INDEX NO.	PART NUMBER	DESCRIPTION	UNITS PER ASSY	USABLE ON CODE
23 -43	MS35489-20	GROMMET -----	2	
-44	0513378-1	SHEER PLATE -----	1	
-45	0713135-2	DOOR ASSY-OUTSIDE AIR -----	1	
-46	0713140-1	SEAL -----	1	
-47	0713139-1	INLET ASSY -----	1	
-48	0450286	CLIP -----	1	
-49	0513386-1	NOZZLE ASSY -----	1	
-50	S1776-1	BUTTON-STATIC SOURCE -----	1	
-51	0513362-18	STRIP-RETAINER LH -----	1	
	0513362-31	STRIP-RETAINER RH -----	1	
-52	0513362-19	STRIP-RETAINER -----	1	
-53	0513362-30	SEAL -----	1	
-54	0422344	EYEBOLT-MOORING -----	1	
		ATTACHING PARTS		
	MS21042L5	NUT -----	1	
		-----*		
-55	S1862-2	NUTPLATE -----	2	
-56	S1863-3	NUTPLATE -----	4	
-57	S1863-3A	NUTPLATE -----	21	
-58	S1590-4A	BAND -----	1	
-59	0513362-32	SEAL RH ONLY -----	1	
-60	0513362-33	STRIP RH ONLY -----	1	
-61	NAS680A08	NUTPLATE PLUMB BOB -----	1	
	AN515-8R7	SCREW -----	1	
-62	0513096-1	SUPPORT ASSY-LH -----	1	A
	NAS680A4	NUTPLATE -----	2	
	NAS680A3	NUTPLATE -----	2	
	NAS696A3	NUTPLATE -----	2	
		A---172 SERIAL 17263459 THRU 17265684 F172 SERIAL F17201235 THRU F17201384		
		B---172 SERIAL 17265685 & ON F172 SERIAL F17201385 & ON		



FIGURE AND INDEX NO.	PART NUMBER	DESCRIPTION	UNITS PER ASSY	USABLE ON CODE
		1 2 3 4 5 6 7		
24 -	0513373-14	BULKHEAD ASSEMBLY-FRONT DOORPOST -----	1	A
	0513373-17	BULKHEAD ASSEMBLY-FRONT DOORPOST -----	1	B
- 1	0511162-9	SPAR ASSEMBLY-FUSELAGE CENTER SECTION FORWARD -----	1	
		ATTACHING PARTS -----		
- 2	AN3-21A	BOLT -----	4	
- 3	AN960-10	WASHER -----	4	
- 4	MS21044N3	NUT -----	4	
		-----*		
- 5	0411129	BLOCK-FUSELAGE SPAR BEARING -----	2	
		ATTACHING PARTS -----		
- 6	AN3-20A	BOLT -----	2	
- 7	AN960-10	WASHER -----	2	
- 8	MS21044N3	NUT -----	2	
		-----*		
- 9	0412496	RETAINER-UPHOLSTERY -----	1	
-10	NAS680A3	NUTPLATE -----	4	
-11	0513007-31	DOORPOST ASSEMBLY-FUSELAGE LH -----	1	A
	0513007-35	DOORPOST ASSEMBLY-FUSELAGE LH -----	1	B
-12	0513006-149	BULKHEAD ASSEMBLY-DOORPOST FORWARD LH -----	1	
-13	0513006-110	BULKHEAD ASSEMBLY-DOORPOST AFT LH -----	1	
-14	0713496-3	BRACKET-STIFFENER LH -----	1	A
	0713496-7	BRACKET-STIFFENER LH -----	1	B
CONTINUED ON NEXT PAGE				

Fuselage (Cont)

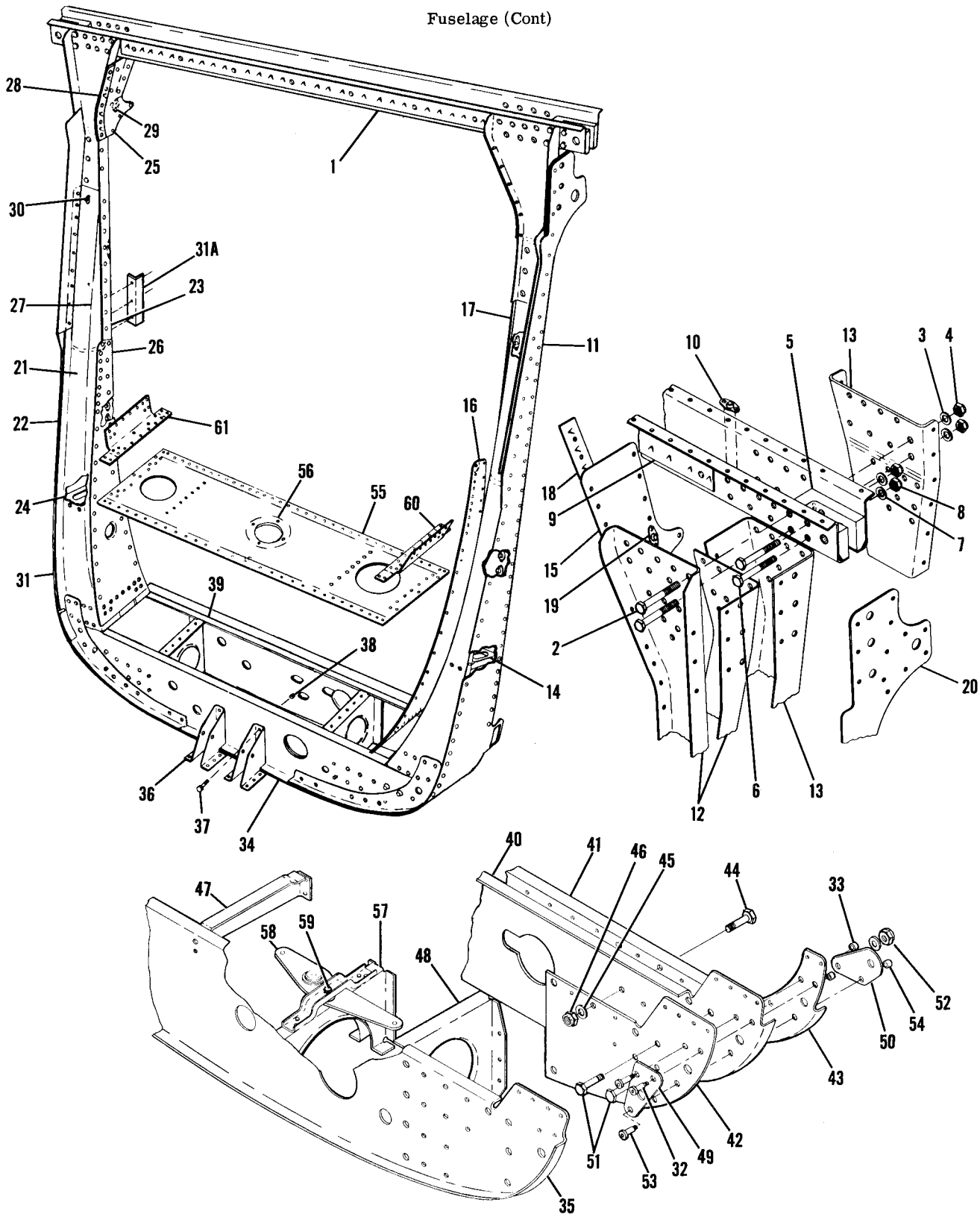


Figure 24. Front Doorpost Bulkhead Assembly



FIGURE AND INDEX NO.	PART NUMBER	DESCRIPTION							UNITS PER ASSY	USABLE ON CODE
		1	2	3	4	5	6	7		
24 -15	0513006-42	REINFORCEMENT-DOORPOST INBOARD LH -----							1	
-16	0513006-8	PLATE-DOORPOST SPLICE LH -----							1	
-17	0713248-3	RETAINER-WINDSHIELD LH -----							1	
-18	0513006-25	RETAINER-HEADLINING LH -----							1	
-19	NAS680A3	NUTPLATE -----							1	
-20	0513007-29	SKIN-DOORPOST OUTER LH -----							1	
	0515025-2	RETAINER-UPHOLSTERY TRIM -----							1	
-21	0513007-32	DOORPOST ASSEMBLY-FUSELAGE RH -----							1	A
	0513007-36	DOORPOST ASSEMBLY-FUSELAGE RH -----							1	B
-22	0513006-148	BULKHEAD ASSEMBLY-DOORPOST FORWARD RH -----							1	
-23	0513006-111	BULKHEAD ASSEMBLY-DOORPOST AFT RH -----							1	
-24	0713496-4	BRACKET-STIFFENER RH -----							1	A
	0713496-8	BRACKET-STIFFENER RH -----							1	B
-25	0513006-43	REINFORCEMENT-DOORPOST UPPER INBOARD RH -----							1	
-26	0513006-22	PLATE-DOORPOST SPLICE RH -----							1	
-27	0713248-4	RETAINER-WINDSHIELD RH -----							1	
-28	0513006-26	RETAINER-HEADLINING RH -----							1	
-29	NAS680A3	NUTPLATE -----							1	
-30	S1863-3	NUTPLATE TIN -----							1	
-31	0513007-30	SKIN-DOORPOST OUTER RH -----							1	
	0515025-2	RETAINER-UPHOLSTERY TRIM -----							1	
-31A	0513373-15	BULKHEAD ASSEMBLY-LOWER ATTACHING PARTS -----							1	
-32	NAS178-8-7	RIVET-HI SHEAR -----							4	
-33	NAS177-8	COLLAR -----							4	
		---*---								
-34	0513373-2	BULKHEAD ASSEMBLY-FORWARD -----							1	
-35	0513374-1	BULKHEAD-FORWARD -----							1	
-36	0510110	BRACKET-CONTROL PULLEY -----							2	
		ATTACHING PARTS -----								
-37	AN3-4A	BOLT -----							1	
-38	MS21044N3	NUT -----							1	
		---*---								
-39	0513373-16	BULKHEAD ASSEMBLY-AFT -----							1	
-40	0513374-5	BULKHEAD-AFT -----							1	
-41	0513006-145	ANGLE-AFT BULKHEAD REINFORCEMENT -----							1	
-42	0713495-13	PLATE-AFT BULKHEAD REINFORCEMENT LH -----							1	
	0713495-14	PLATE-AFT BULKHEAD REINFORCEMENT RH -----							1	
-43	0713495-65	STIFFENER-BULKHEAD AFT LH -----							1	
	0713495-66	STIFFENER-BULKHEAD AFT RH -----							1	
-44	AN3-5A	BOLT -----							2	
-45	AN960-10	WASHER -----							2	
-46	MS21044N3	NUT -----							2	
-47	0511496-1	BRACKET-REINFORCEMENT -----							2	
-48	0713054-1	BULKHEAD-LH -----							1	
	0713054-2	BULKHEAD-RH -----							1	
-49	0713495-55	SPACER -----							4	
-50	0713495-17	PLATE -----							2	
-51	AN6-6A	BOLT -----							4	
-52	MS21042L6	NUT -----							4	
-53	NAS178-8-7	RIVET-HI SHEAR -----							2	
-54	NAS179-8	COLLAR -----							2	
-55	0511493-1	FLOORBOARD ASSY-FRONT DOORPOST -----							1	
-56	S372-2	DOUBLER ASSY -----							1	
-57	0513063-1	BRACKET ASSEMBLY -----							1	
	NAS680A4	NUTPLATE -----							1	
-58	0513370-1	BELLCRANK ASSEMBLY-ELEVATOR -----							1	
		ATTACHING PARTS -----								
-59	AN4-10A	BOLT -----							1	
		---*---								
-60	0713495-53	STIFFENER LH -----							1	
-61	0713495-54	STIFFENER RH -----							1	
		A---172 SERIAL 17263459 THRU 17265684								
		F172 SERIAL F17201235 THRU F17201384								
		B---172 SERIAL 17265685 & ON								
		F172 SERIAL F17201385 & ON								

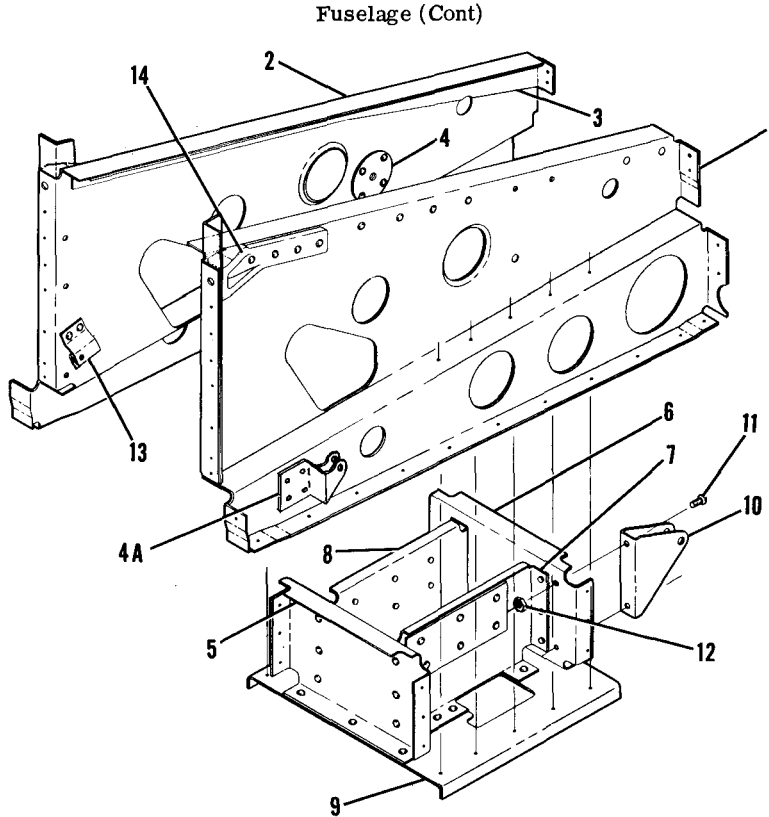


Figure 25. Front Section Tunnel Components

FIGURE AND INDEX NO.	PART NUMBER	DESCRIPTION	UNITS PER ASSY	USABLE ON CODE
		1 2 3 4 5 6 7		
25 -		TUNNEL COMPONENTS-FRONT SECTION -----	NP	
- 1	0513363-1	BULKHEAD ASSEMBLY-TUNNEL LH -----	1	
- 2	0513363-2	BULKHEAD ASSEMBLY-TUNNEL RH -----	1	
- 3	0513364-1	ANGLE-TUNNEL LH -----	1	
	0513364-2	ANGLE-TUNNEL RH -----	1	
- 4	0713102-1	PLATE -----	2	
- 4A	0713624-2	ANCHOR -----	1	
	0513358-1	SUPPORT ASSEMBLY-CONTROL U -----	1	
- 5	0513359-1	BRACKET-FWD -----	1	
- 6	0513359-2	BRACKET AFT -----	1	
- 7	0513360-1	BRACKET ASSEMBLY-LH -----	1	
- 8	0513360-2	BRACKET ASSEMBLY-RH -----	1	
- 9	0513361-1	BRACKET SUPPORT -----	1	
-10	0513376-1	PULLEY BRACKET-TAB -----	1	
		ATTACHING PARTS		
-11	AN515-8R6	SCREW -----	2	
-12	MS21044N08	NUT -----	2	
		-----*		
-13	0510128	BRACKET -----	2	
-14	0513372-1	FITTING-TUNNEL LH -----	1	
	0513372-2	FITTING-TUNNEL RH -----	1	

Fuselage (Cont)

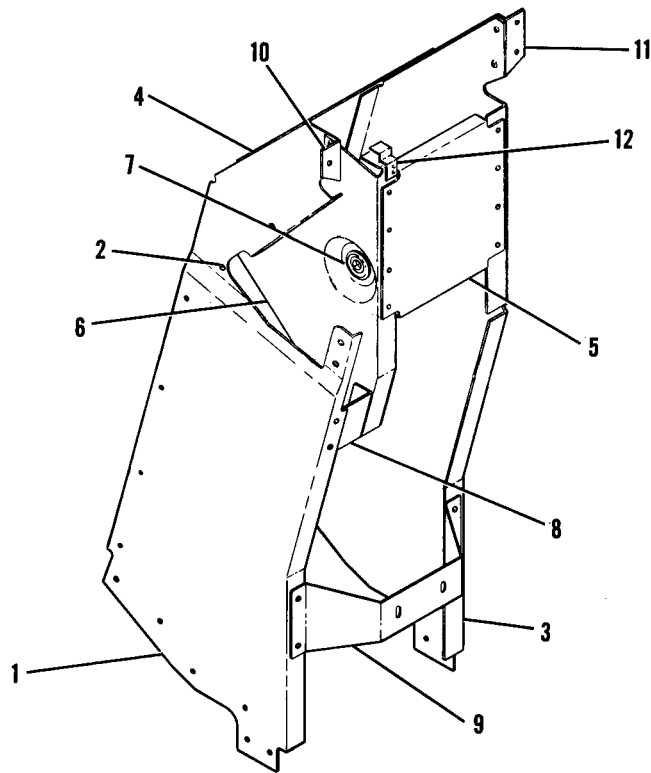


Figure 26. Console Structure Assembly

FIGURE AND INDEX NO.	PART NUMBER	DESCRIPTION	UNITS PER ASSY	USABLE ON CODE
		1 2 3 4 5 6 7		
26 -	0513368-201	CONSOLE STRUCTURE ASSEMBLY -----	1	
- 1	0513368-2	SIDE PANEL ASSEMBLY-LH -----	1	
- 2	NAS697A08	NUTPLATE -----	4	
- 3	0513368-4	SIDE PANEL-RH -----	1	
- 4	0513365-1	SUPPORT-AFT -----	1	
- 5	0513367-1	SUPPORT-FORWARD -----	1	
- 6	0513366-1	SUPPORT ASSEMBLY-ELEVATOR TRIM -----	1	
- 7	NAS295M4	BEARING -----	1	
	0411420	HOUSING -----	1	
- 8	0713641-3	CLIP -----	1	
- 9	0511252-1	BRACKET -----	1	
-10	0513368-10	ANGLE-CONSOLE -----	1	
-11	0513368-8	ANGLE-CONSOLE -----	1	

Fuselage (Cont)

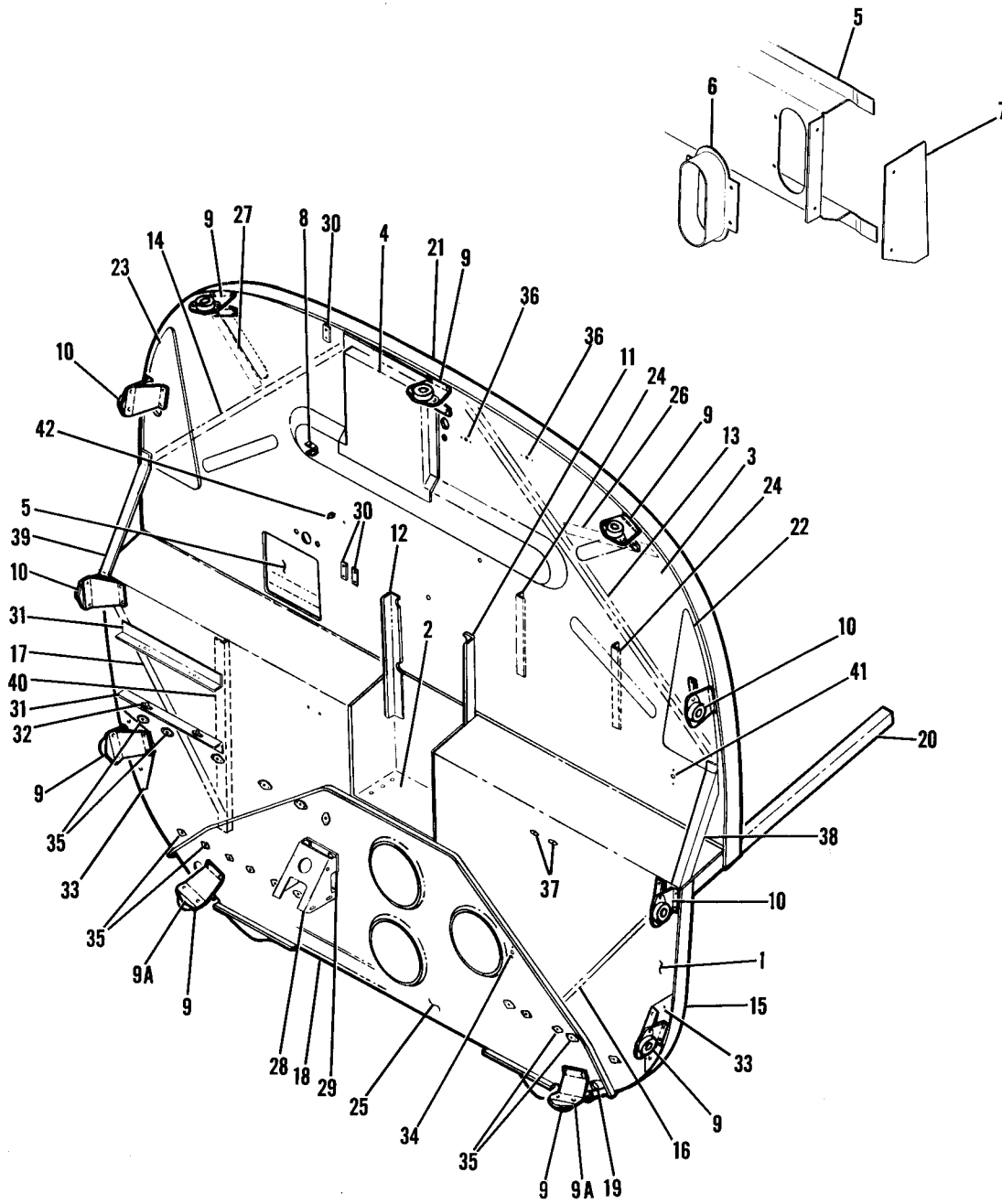


Figure 27. Firewall Assembly

FIGURE AND INDEX NO.	PART NUMBER	DESCRIPTION	UNITS PER ASSY	USABLE ON CODE
		1 2 3 4 5 6 7		
27 -	0553006-203	FIREWALL ASSEMBLY -----	1	
- 1	0553006-202	SHEET-LOWER -----	1	
- 2	0513109-4	PAN ASSEMBLY -----	1	
- 3	0553006-201	SHEET-UPPER -----	1	
- 4	0513352-1	PAN-FIREWALL -----	1	
- 5	0513109-64	DUCT ASSEMBLY-HEATER -----	1	
- 6	1253031-3	ADAPTOR-HOSE -----	2	
- 7	0513387-1	PLATE-END COVER -----	2	
- 8	0450236	CLIP -----	1	
- 9	0453003-1	SHOCK MOUNT ASSEMBLY -----	7	
- 9A	0453003-12	SHOCK MOUNT ASSEMBLY FLOATPLANE ONLY -----	2	
	0500044-37	SHIM-MOUNT FLOATPLANE ONLY -----	2	
	0500044-38	SHIM-MOUNT FLOATPLANE ONLY -----	2	
-10	0453003-9	SHOCK MOUNT ASSEMBLY -----	4	A
	0453003-9	SHOCK MOUNT ASSEMBLY-UPR -----	2	B
	0453003-14	SHOCK MOUNT ASSEMBLY-LWR -----	2	B
-11	0500044-9	ANGLE-LH -----	1	
-12	0500044-10	ANGLE-RH -----	1	
-13	0500044-23	ANGLE-LH -----	1	
-14	0500044-35	ANGLE-RH -----	1	
-15	0513109-7	ANGLE-LH -----	1	
	0513109-11	ANGLE-RH -----	1	
-16	0513109-12	ANGLE-REINFORCEMENT LH -----	1	
-17	0513109-8	ANGLE-REINFORCEMENT RH -----	1	
-18	0513109-9	ANGLE-LOWER -----	1	
-19	0513109-10	SPACER-ENGINE MOUNT REINFORCEMENT -----	4	
-20	0513109-15	ANGLE-LH -----	1	
	0513109-24	ANGLE-RH -----	1	
-21	0513109-23	ANGLE-UPPER -----	1	
-22	0513109-29	DOUBLER-LH -----	1	
-23	0513109-56	DOUBLER-RH -----	1	
-24	0513109-50	ANGLE -----	2	
-25	0513109-72	REINFORCEMENT -----	1	
-26	0513109-69	ANGLE-LH -----	1	
-27	0513109-70	ANGLE-RH -----	1	
-28	0713757-1	BRACKET -----	1	
-29	1713105-3	SPACER -----	1	
-30	0753000-13	DOUBLER -----	1	
	0513100-1	DOUBLER-MIXTURE CONTROL -----	1	
-31	1713110-1	BRACKET ASSEMBLY -----	2	
-32	NAS697A3	NUTPLATE -----	2	
-33	0553007-2	REINFORCEMENT -----	2	
	AN924-2D	NUT -----	1	
-34	S1863-4	NUTPLATE -----	1	
-35	S1863-3A	NUTPLATE -----	17	
-36	NAS680A4	NUTPLATE -----	2	
-37	NAS697A4K	NUTPLATE -----	2	
-38	0513327-1	STIFFENER-LH -----	1	
-39	0513327-2	STIFFENER-RH -----	1	
-40	0553006-4	STIFFENER -----	1	
-41	NAS680A08	NUTPLATE -----	2	
-42	1450024-3	UNION -----	1	
	AN960D616	WASHER -----	2	
	AN924-3D	NUT -----	1	

NOTE. *ITEMS MARKED * ARE SHIPPED AS LOOSE PARTS

A---172 SERIAL 17263459 THRU 17264624
 F172 SERIAL F172601235 THRU F17201384
 B---172 SERIAL 17264625 & ON
 F172 SERIAL F17201385 & ON

Fuselage (Cont)

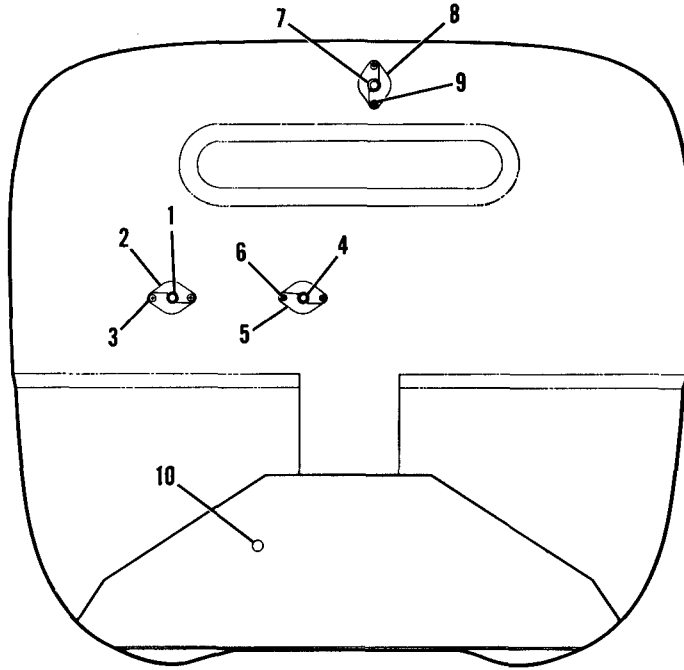


Figure 28. Firewall Grommets Installation

FIGURE AND INDEX NO.	PART NUMBER	DESCRIPTION	UNITS PER ASSY	USABLE ON CODE		
					1	2
28 -		GROMMETS INSTALLATION-FIREWALL -----	NP			
- 1	NAS557-3A	GROMMET-OIL TEMPERATURE LINE -----	1			
- 2	S1095-1	SHIELD HALF-OIL TEMPERATURE LINE -----	2			
		ATTACHING PARTS -----				
- 3	S102178-6	SCREW -----	1			
	NAS446-4-3	NUT -----	1			
		-----*				
- 4	NAS557-4A	GROMMET-TACHOMETER SHAFT -----	1			
- 5	S1095-2	SHIELD-TACHOMETER SHAFT -----	2			
		ATTACHING PARTS -----				
- 6	S102178-6	SCREW -----	1			
	NAS446-4-3	NUT -----	1			
		-----*				
- 7	NAS557-8A	GROMMET TO ACCOMMODATE 1/2 IN. WIRE BUNDLE -----	1			
	NAS557-10A	GROMMET TO ACCOMMODATE 5/8 IN. WIRE BUNDLE -----	1			
	NAS557-12A	GROMMET TO ACCOMMODATE 3/4 IN. WIRE BUNDLE -----	1			
- 8	S1095-4	SHIELD HALF TO ACCOMMODATE 1/2 IN. WIRE BUNDLE -----	2			
	S1095-5	SHIELD HALF TO ACCOMMODATE 5/8 IN. WIRE BUNDLE -----	2			
	S1095-6	SHIELD HALF TO ACCOMMODATE 3/4 IN. WIRE BUNDLE -----	2			
		ATTACHING PARTS -----				
- 9	S102178-6	SCREW -----	1			
	NAS446-4-3	NUT -----	1			
		-----*				
-10	S354-3	GROMMET -----	1			
	0750032-1	SHIELD -----	1			

This page intentionally left blank.

Fuselage (Cont)

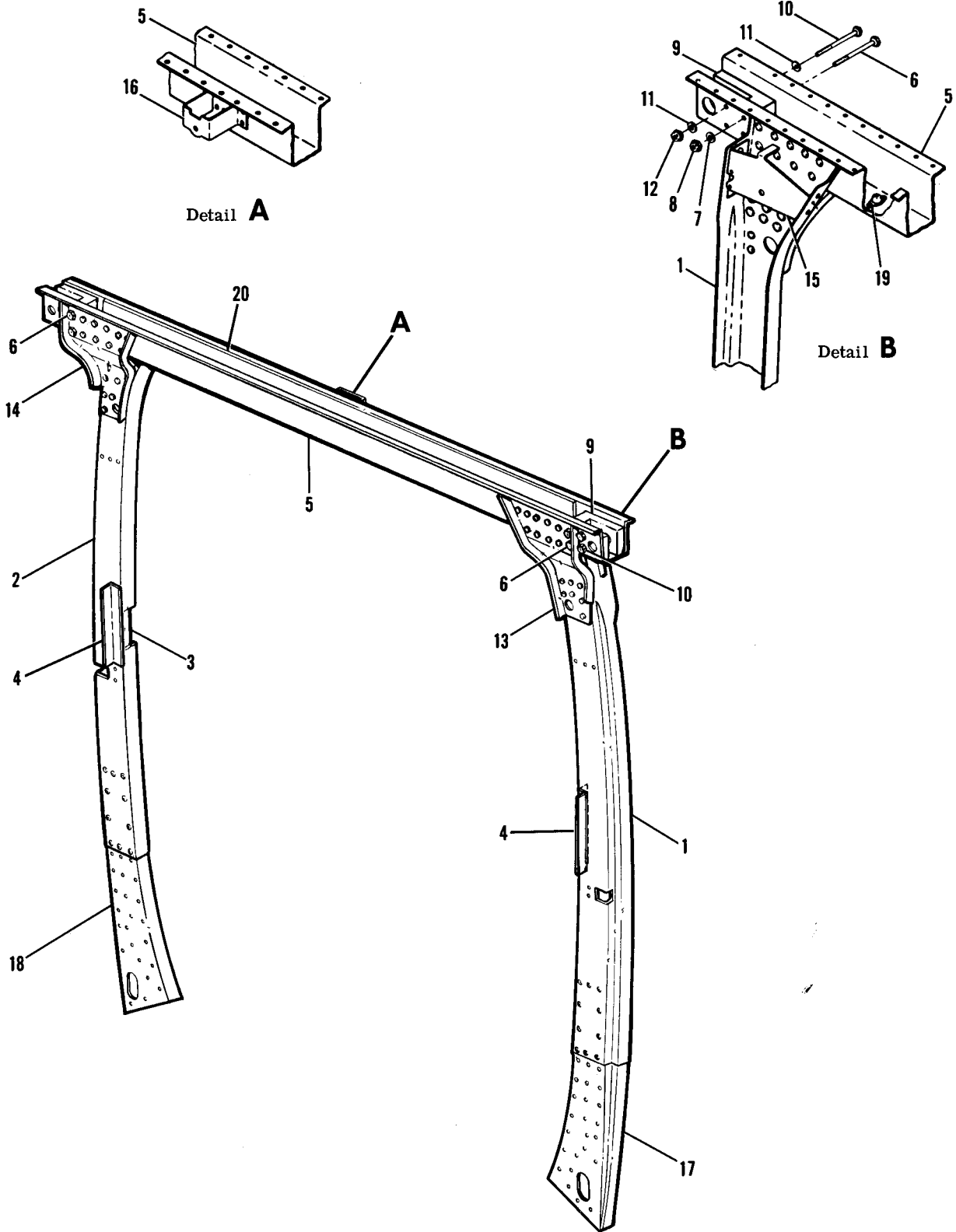


Figure 29. Rear Doorpost Bulkhead Assembly



FIGURE AND INDEX NO.	PART NUMBER	DESCRIPTION	UNITS PER ASSY	USABLE ON CODE
29 -	0512186-14	BULKHEAD ASSEMBLY-REAR DOORPOST STA 65.33 -----	1	
- 1	0512186-5	CHANNEL-LH -----	1	
- 2	0512186-6	CHANNEL-RH -----	1	
	0512186-13	DOUBLER-LH -----	1	
- 3	0512186-12	DOUBLER-RH -----	1	
- 4	0512025-1	RETAINER -----	2	
- 5	0512124-78	SPAR-CENTER SECTION ----- ATTACHING PARTS	1	
- 6	AN3-20A	BOLT -----	4	
- 7	AN960-10	WASHER -----	8	
- 8	MS21044N3	NUT -----	4	
		---*---		
- 9	0512122	BLOCK-BEARING ----- ATTACHING PARTS	2	
-10	AN3-20A	BOLT -----	2	
-11	AN960-10	WASHER -----	4	
-12	MS21044N3	NUT -----	2	
		---*---		
-13	0512124-79	BRACE-LH -----	1	
-14	0512124-80 >	BRACE-RH -----	1	
-15	0512139-3	BRACKET-AILERON UPPER PULLEY LH -----	1	
	0512139-2	BRACKET-AILERON UPPER PULLEY RH -----	1	
-16	0512137	BRACKET-PULLEY -----	1	
-17	0512183-1	DOUBLER-LH -----	1	
-18	0512183-2	DOUBLER-RH -----	1	
-19	NAS682A08	NUTPLATE -----	3	
-20	0501046-3	CHANNEL-INERTIA REEL SUPPORT -----	1	
	NAS680A4	NUTPLATE USED WITH INERTIA REEL -----	4	

Fuselage (Cont)

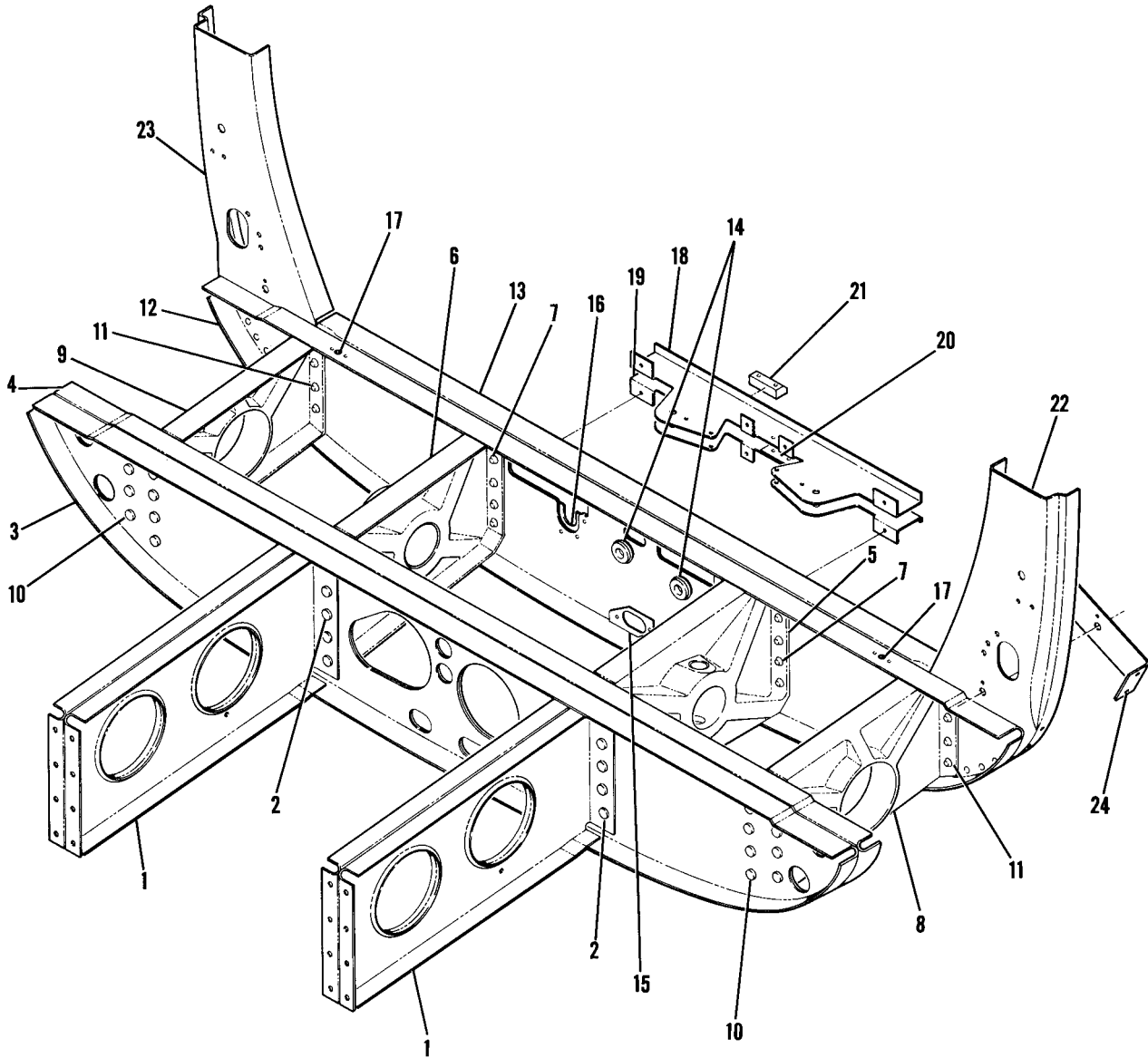


Figure 30. Landing Gear Bulkhead Assembly Sta. 44.00 To 65.33



FIGURE AND INDEX NO.	PART NUMBER	DESCRIPTION	UNITS PER ASSY	USABLE ON CODE
		1 2 3 4 5 6 7		
30 -	0511794-3	BULKHEAD ASSEMBLY-LANDING GEAR STA 44.00 TO 65.33 -----	1	
- 1	0511777-1	BULKHEAD ASSEMBLY-LANDING GEAR STA 44.00 TO 56.70 -----	2	
		ATTACHING PARTS		
- 2	NAS178-8-9	PIN -----	10	
	NAS1428-9	PIN ALTERNATE -----	10	
	NAS144-14	BOLT ALTERNATE -----	10	
	NAS144-13	BOLT ALTERNATE -----	10	
	NAS179-8	COLLAR -----	10	
	NAS1080C8	COLLAR ALTERNATE -----	10	
	AN960-416	WASHER ALTERNATE -----	10	
	MS21042L4	NUT ALTERNATE -----	10	
		---*---		
- 3	0511795-1	BULKHEAD ASSEMBLY-LANDING GEAR STA 56.70 -----	1	
- 4	0511795-2	BULKHEAD-FORWARD STA 56.70 -----	1	
- 5	0541195-5	BULKHEAD-AFT STA 56.70 -----	1	
- 6	0541195-6	LANDING GEAR SUPPORT-INBOARD LH -----	1	
		LANDING GEAR SUPPORT-INBOARD RH -----	1	
		ATTACHING PARTS		
- 7	NAS178-8-8	PIN -----	9	
	NAS1428-8	PIN ALTERNATE -----	9	
	NAS144-14	BOLT ALTERNATE -----	9	
	NAS144-13	BOLT ALTERNATE -----	9	
	NAS179-8	COLLAR -----	9	
	NAS1080C8	COLLAR ALTERNATE -----	9	
	AN960-416	WASHER ALTERNATE -----	9	
	MS21042L4	NUT ALTERNATE -----	9	
		---*---		
- 8	0512124-15	FAIRLEAD USED ON 0511795-1 ONLY -----	1	
- 9	0541196-1	LANDING GEAR SUPPORT-OUTBOARD LH -----	1	
	0541196-2	LANDING GEAR SUPPORT-OUTBOARD RH -----	1	
		ATTACHING PARTS		
-10	NAS178-8-8	PIN -----	8	
	NAS1428-8	PIN ALTERNATE -----	8	
	NAS144-14	BOLT ALTERNATE -----	8	
	NAS144-13	BOLT ALTERNATE -----	8	
	NAS179-8	COLLAR -----	8	
	NAS1080C8	COLLAR ALTERNATE -----	8	
	AN960-416	WASHER ALTERNATE -----	8	
	MS21042L4	NUT ALTERNATE -----	8	
-11	NAS178-8-10	PIN -----	9	
	NAS1428-8	PIN ALTERNATE -----	9	
	NAS144-14	BOLT ALTERNATE -----	9	
	NAS144-13	BOLT ALTERNATE -----	9	
	NAS179-8	COLLAR -----	9	
	NAS1080C8	COLLAR ALTERNATE -----	9	
	AN960-416	WASHER ALTERNATE -----	9	
	MS21042L4	NUT ALTERNATE -----	9	
		---*---		
-12	0511796-13	BULKHEAD ASSEMBLY-LANDING GEAR STA 65.33 -----	1	
-13	0511796-9	BULKHEAD-FORWARD STA 65.33 -----	1	
-14	0511796-14	BULKHEAD-AFT STA 65.33 -----	1	
	S338-7	FAIRLEAD HALF -----	4	
		ATTACHING PARTS		
	S339-P2	CLIP -----	1	
		---*---		
-15	0511807-1	FAIRLEAD -----	1	
-16	0511808-1	RUB STRIP -----	1	
-17	NAS680A4	NUTPLATE -----	2	
-18	0512132-15	BRACKET ASSEMBLY-AILERON PULLEY UPPER -----	1	
	0512132-4	FAIRLEAD -----	1	
-19	0512132-17	BRACKET ASSEMBLY-AILERON PULLEY LOWER -----	1	
-20	0512132-4	FAIRLEAD -----	1	
-21	0512132-5	FAIRLEAD -----	1	
-22	0512187-1	CHANNEL-BULKHEAD LH -----	1	
-23	0512187-2	CHANNEL-BULKHEAD RH -----	1	
-24	0512134-2	BRACKET-PULLEY LH -----	1	
	0512134-3	BRACKET-PULLEY RH -----	1	

Fuselage (Cont)

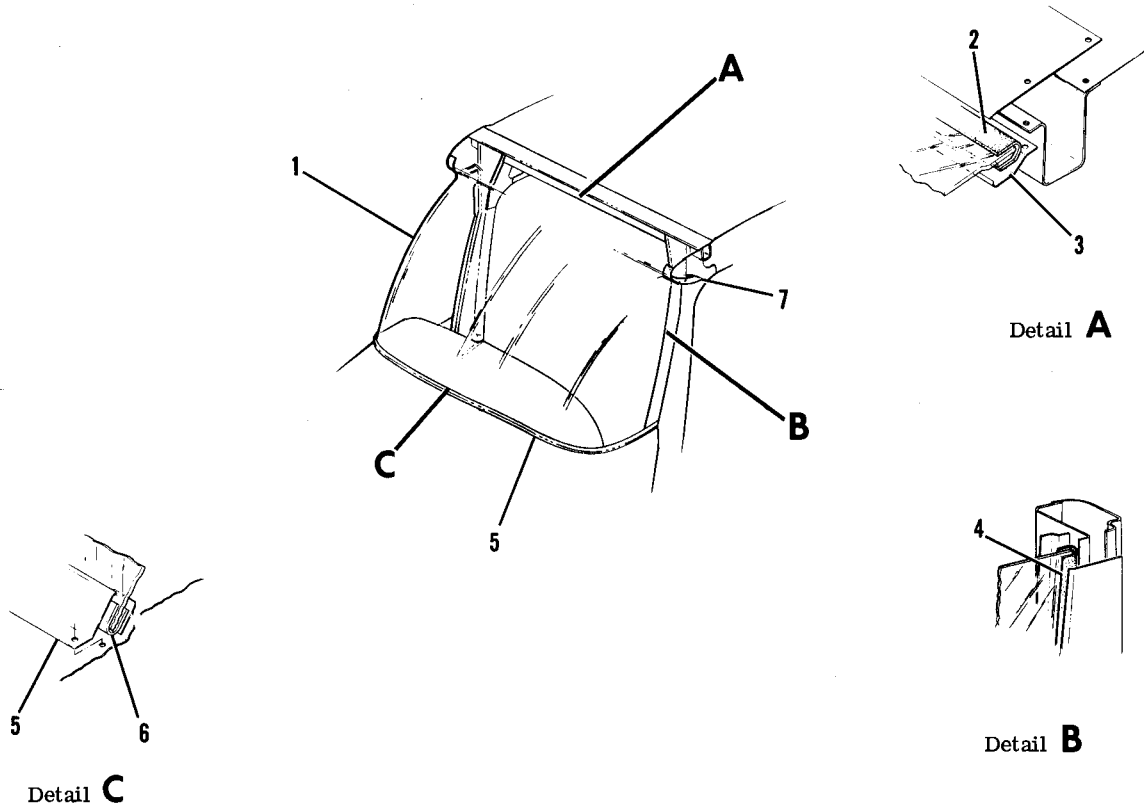


Figure 31. Windshield Installation

FIGURE AND INDEX NO.	PART NUMBER	DESCRIPTION	UNITS PER ASSY	USABLE ON CODE
		1 2 3 4 5 6 7		
31 -		WINDSHIELD INSTALLATION -----	NP	
- 1	0513230-12	WINDSHIELD ASSY -----	1	
	0513230-14	WINDSHIELD ASSY TINTED -----	1	
- 2	S1389-4	SEAL-FELT 46.50 IN LG BKI REF S1389-4-46.50 -----	AR	
- 3	0513312-1	RETAINER-WINDSHIELD TOP -----	1	
- 4	S1389-1	SEAL-FELT 18.50 IN LG BKI REF S1389-1-18.50 -----	AR	
- 5	0513230-18	RETAINER-OUTSIDE -----	1	
- 6	S1389-2	SEAL-FELT 76.50 IN LG BKI REF S1389-2-76.50 -----	AR	
- 7	0413530-1	COVER-WINDSHIELD UPPER EDGE -----	1	
		NOTE. *TINTED GLASS NOT USED ON FRENCH AIRCRAFT		



FIGURE AND INDEX NO.	PART NUMBER	DESCRIPTION	UNITS PER ASSY	USABLE ON CODE
32 -		FUSELAGE ASSEMBLY-AFT SECTION -----	NP	
- 1	SEE FIG 29	BULKHEAD ASSY-FUSELAGE AFT SECTION STA 65.33 -----	1	
- 2	0511262-1	ROTARY CLUTCH ASSY-LH -----	1	
	0511262-2	ROTARY CLUTCH ASSY-RH -----	1	
		ATTACHING PARTS -----		
- 3	AN525-10R8	SCREW -----	2	
	AN960-10	WASHER -----	2	
	MS21044N3	NUT -----	2	
		-----*		
- 4	0512192-1	BUMPER-DOOR LATCH -----	2	
- 5	SEE FIG 35	TAILCONE ASSY-AFT -----	1	
- 6	SEE FIG 34	EXTENDED BAGGAGE INSTL -----	1	
- 7	0512100-26	SKIN-REAR SADDLE -----	1	
- 8	0512100-11	SKIN-LH -----	1	
- 9	0512100-12	SKIN-RH -----	1	
-10	0512100-19	SKIN-LH -----	1	
-11	0512100-20	SKIN-RH -----	1	
-12	0512100-7	SKIN-LH -----	1	
-13	0512100-8	SKIN-RH -----	1	
-14	0512100-13	SKIN-LH -----	1	
-15	0512100-14	SKIN-RH -----	1	
-16	0512180-5	WINDOW-SIDE LH -----	1	
	0512180-7	WINDOW-SIDE LH TINTED -----	1	
-17	0512180-6	WINDOW-SIDE RH -----	1	
	0512180-8	WINDOW-SIDE RH TINTED -----	1	
-18	S1166-1	SEAL-WINDOW 69.00 IN. LG. BKI REF S1166-1-69.00 ---	2	
-19	0512100-9	WINDOW-REAR -----	1	
	0512030-25	WINDOW-REAR TINTED -----	1	
-20	S1839-2	SEALER-REAR WINDOW -----	2	
-21	S1839-3	SEALER-REAR WINDOW -----	2	
-22	S1839-1	SEALER-REAR WINDOW -----	1	
-23	0512065-3	STIFFENER -----	1	
	0512065-5	STIFFENER FLOATPLANE ONLY -----	1	
	0510212-1	SPACER -----	2	
-24	0512021-3	BRACE-LH -----	1	
-25	0512181-1	BRACKET-WINDOW MOULDING LH -----	1	
	0512181-2	BRACKET-WINDOW MOULDING RH -----	1	
-26	0512021-4	BRACE-RH -----	1	
-27	0512188-2	GUSSET ASSY-RH -----	1	
	0512188-1	GUSSET ASSY-LH -----	1	
-28	NAS680A4	NUTPLATE -----	1	
-29	0512022-1	STRINGER ASSY-UPPER CENTER LINE -----	1	
-30	0512022-3	PLATE -----	1	
-31	NAS680A3K	NUTPLATE -----	7	
-32	0512023-1	CHANNEL-LH -----	1	
-33	0512023-2	CHANNEL-RH -----	1	
-34	0512023-5	CHANNEL ASSY-LH -----	1	
	NAS697A08K	NUTPLATE -----	1	
-35	0512023-4	CHANNEL-RH -----	1	
-36	0512026-13	BULKHEAD ASSY-FUSELAGE STA 90.0 -----	1	
	0512026-16	BULKHEAD ASSY-FUSELAGE STA 90.0 -----	1	A
	0512198-1	REINFORCEMENT-SEAT BELT ATTACH LH -----	1	B
-36A	0512198-2	REINFORCEMENT-SEAT BELT ATTACH RH -----	1	
		ATTACHING PARTS -----		
	NAS220-8	SCREW -----	3	
	AN960-8	WASHER -----	3	
	MS21044N08	NUT -----	3	
		-----*		
-37	0512028-1	STRINGER-LH -----	1	
-38	0512028-2	STRINGER-RH -----	1	
	0512029-1	STRINGER ASSY-AFT CABIN TOP RH -----	1	
-39	0512190-1	CLIP-SHOULDER HARNESS ATTACH -----	2	
-40	0512029-2	STRINGER ASSY-AFT CABIN TOP RH -----	1	
	0411680	HANGER-HEADLINER -----	2	
-41	0512029-3	STRINGER-LH -----	1	
-42	0512029-4	STRINGER-RH -----	1	
-43	0512029-5	STRINGER-LH -----	1	
	0512029-6	STRINGER-RH -----	1	
-44	0512032-4	RETAINER ASSY -----	1	
-45	0512037-5	STRINGER-LH -----	1	
-46	0512037-6	STRINGER-RH -----	1	

CONTINUED ON NEXT PAGE

Fuselage (Cont)

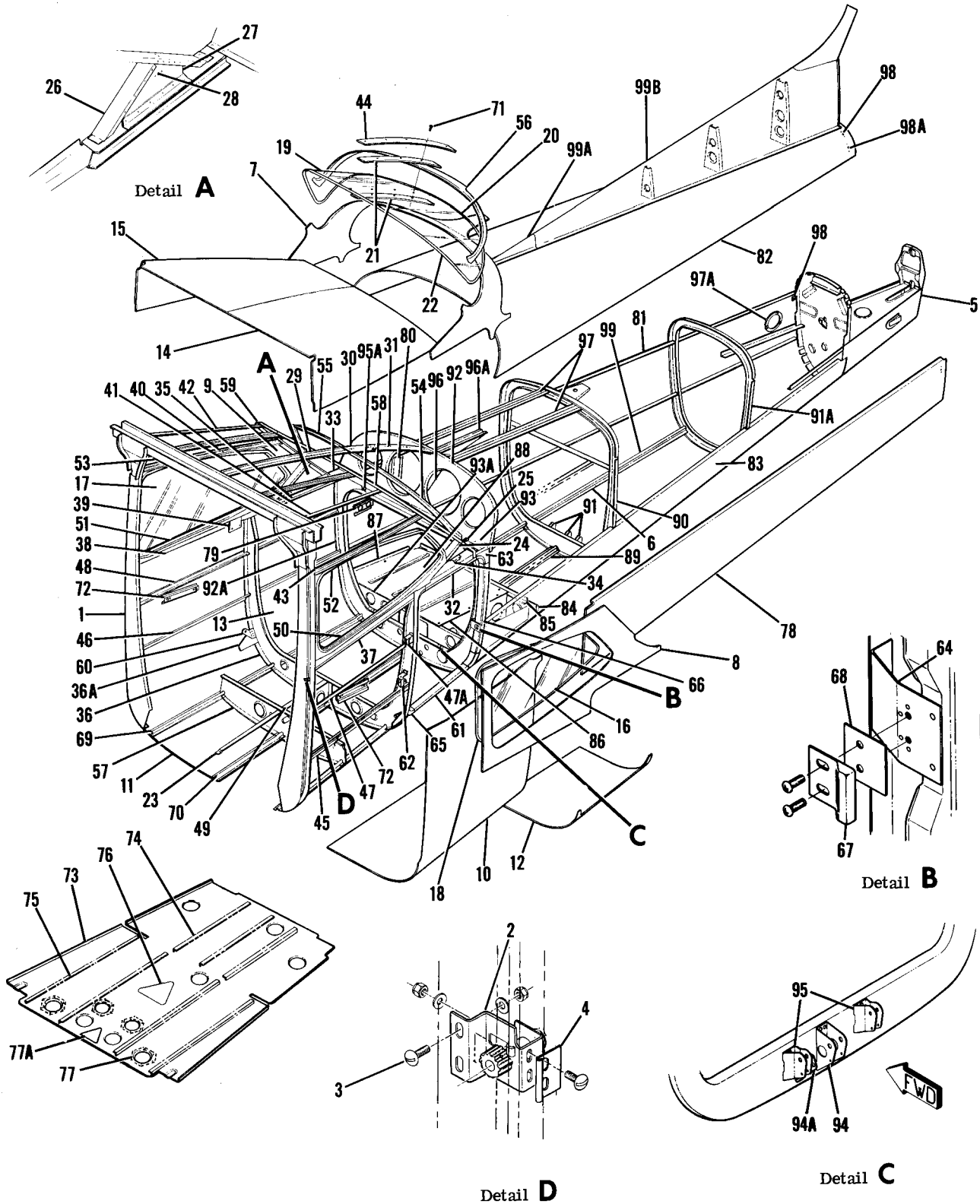


Figure 32. Fuselage Aft Section Assembly

FIGURE AND INDEX NO.	PART NUMBER	DESCRIPTION	UNITS PER ASSY	USABLE ON CODE
		1 2 3 4 5 6 7		
32 -47	0512037-3	STRINGER-LH -----	1	A
	0512037-7	STRINGER-LH -----	1	B
-47A	0512201-1	GUSSET -----	1	B
-48	0512037-4	STRINGER-RH -----	1	
-49	0512189-3	BULKHEAD ASSY-STA 80.0 TO 90.0 -----	1	
	NAS697A4	NUTPLATE -----	2	
-50	0512177-1	RETAINER-LH LWR -----	1	
-51	0512177-2	RETAINER-RH LWR -----	1	
-52	0512178-1	RETAINER-LH UPPER FWD -----	1	
	0512176-1	RETAINER-LH UPPER AFT -----	1	
-53	0512178-2	RETAINER-RH UPPER FWD -----	1	
	0512176-2	RETAINER-RH UPPER AFT -----	1	
-54	0512040-1	RETAINER-LH -----	1	
-55	0512040-2	RETAINER-RH -----	1	
-56	0512040-4	RETAINER-REAR WINDOW -----	1	
-57	0512064-1	BULKHEAD ASSY -----	1	
	S1291-10	GRGMMET -----	2	
-58	0512020-3	BULKHEAD-LH -----	1	
-59	0512020-4	BULKHEAD-RH -----	1	
	0711084-7	PLATE ASSY-ANCHOR LH -----	1	
-60	0711084-8	PLATE ASSY-ANCHOR RH -----	1	
-61	0711101-8	JAMB-BAGGAGE DOOR LWR -----	1	
-62	0711101-10	BRACKET-LWR HINGE -----	1	A
	0512199-1	BRACKET-LWR HINGE -----	1	B
	0711101-11	BRACKET-UPPER HINGE -----	1	A
	0512199-2	BRACKET-UPR HINGE -----	1	B
-63	0711101-36	GUSSET-BAGGAGE DOOR UPPER -----	1	
	0711101-43	GUSSET-BAGGAGE DOOR LWR -----	1	
-64	0512066-1	BRACKET ASSY-STRIKE -----	1	
	NAS684A08	NUTPLATE -----	2	
-65	0711101-35	STOP-BAGGAGE DOOR FWD -----	1	A
	0711101-45	STOP-BAGGAGE DOOR FWD -----	1	B
-66	0711101-34	STOP-BAGGAGE DOOR AFT -----	1	
-67	0311319-1	PLATE-STRIKE -----	1	
-68	0311319-2	SHIM-STRIKE PLATE -----	1	
	AN515-8R6	SCREW -----	2	
		ATTACHING PARTS		
		-----*		
-69	0512039-7	STRINGER-LH -----	1	
	0512039-8	STRINGER-RH -----	1	
-70	0512039-12	STRINGER -----	1	
	0510212-1	SPACER -----	2	
	0512039-4	STRINGER -----	1	
-71	AN525-10R10	SCREW -----	5	
-72	0500229-2	SUPPORT-REAR ARM REST -----	2	
	1717034-1	BRACKET ASSY -----	1	
	NAS680A3	NUTPLATE -----	1	
-73	0512034-11	FLOORBOARD ASSY -----	1	
	0512034-13	FLOORBOARD ASSY FLOATPLANE ONLY -----	1	
-74	0512107-13	STIFFENER -----	3	
-75	0512034-42	STIFFENER -----	4	
-76	0512065-2	PLATE -----	1	
	0512065-4	PLATE FLOATPLANE ONLY -----	1	
-77	S1209-1	DOUBLER FLOATPLANE ONLY -----	4	
-77A	0512065-1	GUSSET -----	1	
-78	0512010-3	SKIN-LH -----	1	
-79	1260474-1	BRACKET-ELT -----	1	
-80	0512010-24	STIFFENER-RH -----	1	
-81	0512010-4	SKIN-RH -----	1	
-82	0512010-19	SKIN-TOP -----	1	
-83	0512010-21	SKIN-BOTTOM -----	1	
	0512015-2	BULKHEAD ASSY -----	1	
-84	0512015-7	BULKHEAD LH -----	1	
	0512015-8	BULKHEAD RH -----	1	
-85	0512015-11	ANGLE -----	1	
	NAS680A3	NUTPLATE -----	4	
-86	0512015-3	BULKHEAD ASSY -----	1	
	NAS680A3	NUTPLATE -----	3	
-87	0512015-4	ANGLE ASSY -----	1	
	NAS680A3	NUTPLATE -----	3	

CONTINUED ON NEXT PAGE

FIGURE AND INDEX NO.	PART NUMBER	DESCRIPTION							UNITS PER ASSY	USABLE ON CODE
		1	2	3	4	5	6	7		
32 -88	0512017-1	SHELF-RADIO -----							1	
	NAS520-10R6	ATTACHING PARTS -----								
		SCREW -----							14	
		*-----								
-89	0512060-1	STRINGER -----							1	
-90	0512016-5	BULKHEAD ASSY-STA 142.00 -----							1	
-91	0512160-3	BRACKET -----							3	
		ATTACHING PARTS -----								
	AN520-10R7	SCREW -----							1	
	MS21044N3	NUT -----							1	
		*-----								
-91A	0512016-3	BULKHEAD-STA 178.0 -----							1	
	0512016-7	BULKHEAD-STA 178.0 FLOATPLANE ONLY -----							1	
-92	0512012-2	BULKHEAD-CANTED STA 108.0 -----							1	
-92A	0512011-1	BULKHEAD ASSY-CANTED STA 108.0 -----							1	
-93	0512019-1	ANGLE -----							1	
-93A	0512015-1	BULKHEAD ASSY -----							1	
	NAS680A3	NUTPLATE -----							4	
-94	0510164	BRACKET-PULLEY -----							1	
-94A	0412467	BRACKET-PULLEY -----							1	
-95	0512160-2	BRACKET-PULLEY -----							2	
		ATTACHING PARTS -----								
	AN3-3A	BOLT -----							1	
	MS21044N3	NUT -----							1	
		*-----								
-95A	0512045-3	BRACKET ASSY-BAGGAGE NET -----							2	
	NAS697A3	NUTPLATE -----							1	
-96	0512013-1	BRACKET-STRINGER STA 108.0 -----							1	
-96A	0512014-2	BRACKET-STRINGER -----							1	
-97	0512059-1	STRINGER -----							2	
-97A	S237-2	DOUBLER -----							1	
-98	S1863-3A	NUT -----							2	
-98A	S1863-2A	NUT -----							2	
-99	0512041-4	STRINGER-RH -----							1	
	0512041-5	STRINGER-LH -----							1	
-99A	0531020-1	FAIRING-DORSAL -----							1	
-99B	SEE FIG 33	DORSAL ASSY -----							1	
<p>NOTE. *TINTED GLASS NOT USED ON FRENCH AIRCRAFT</p> <p>A---172 SERIAL 17263459 THRU 17265684 F172 SERIAL F17201235 THRU F17201384</p> <p>B---172 SERIAL 17265685 & ON F172 SERIAL F17201385 & ON</p>										

Fuselage (Cont)

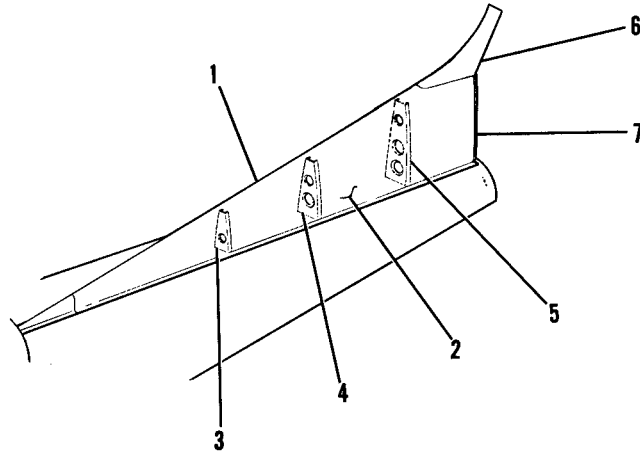


Figure 33. Dorsal Fin Assembly

FIGURE AND INDEX NO.	PART NUMBER	DESCRIPTION	UNITS PER ASSY	USABLE ON CODE
		1 2 3 4 5 6 7		
33 - 1	0531019-8	DORSAL FIN ASSEMBLY -----	1	
- 2	0531019-9	SKIN -----	1	
- 3	0531019-3	RIB-FWD -----	1	
- 4	0531019-4	RIB-CENTER -----	1	
- 5	0531015-5	RIB-AFT -----	1	
- 6	0531012-2	FAIRING -----	1	
- 7	S1161-1	SEAL-VINYL 14 IN LG -----	2	

Fuselage (Cont)

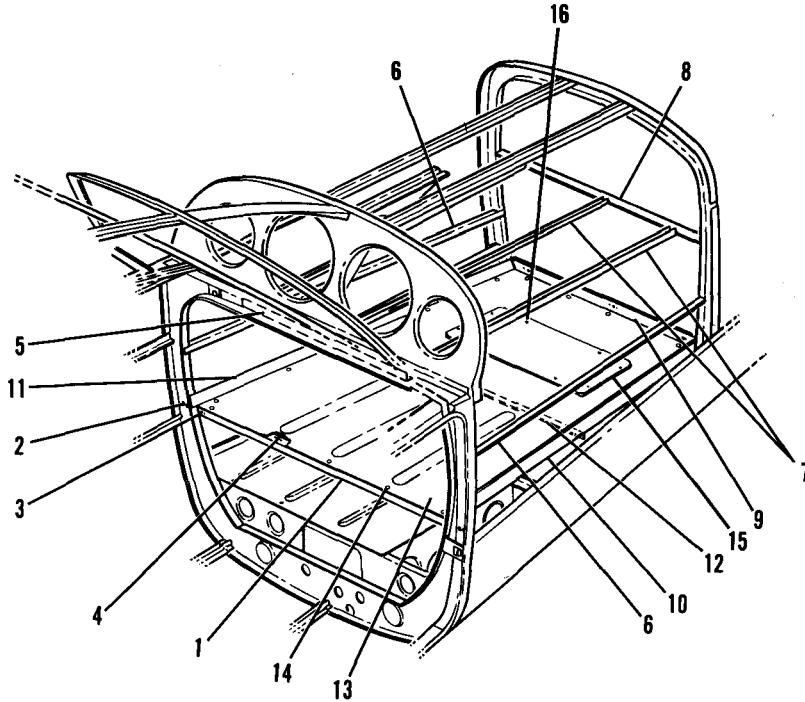


Figure 34. Extended Baggage Installation

FIGURE AND INDEX NO.	PART NUMBER	DESCRIPTION	UNITS PER ASSY	USABLE ON CODE
34 -		EXTENDED BAGGAGE INSTALLATION -----	NP	
- 1	0512193-1	SUPPORT ASSY-FWD LOWER ----- ATTACHING PARTS -----	1	
- 2	AN520-10R6	SCREW ----- -----*	4	
- 3	NAS697A3	NUTPLATE -----	6	
- 4	NAS680A3	NUTPLATE -----	5	
- 5	0512194-6	SUPPORT-FWD UPPER -----	1	
- 6	0512194-1	SUPPORT-SIDEWALL UPPER -----	2	
- 7	0512194-2	SUPPORT-UPPER -----	3	
- 8	0512194-4	SUPPORT-AFT UPPER -----	1	
- 9	NAS680A3	NUTPLATE -----	3	
- 9	0512193-3	SUPPORT ASSY-AFT LOWER ----- ATTACHING PARTS -----	1	
	AN525-10R6	SCREW -----	4	
	MS21044N3	NUT ----- -----*	4	
-10	0512193-5	SUPPORT ASSY-SIDE LH LOWER -----	1	
-11	0512193-6	SUPPORT ASSY-SIDE RH LOWER -----	1	
	NAS680A3	NUTPLATE -----	4	
-12	0512193-10	SUPPORT ASSY-CENTER -----	1	
	NAS680A3	NUTPLATE -----	2	
-13	0512195-6	SHELF-EXTENDED BAGGAGE ----- ATTACHING PARTS -----	1	
-14	AN525-10R8	SCREW -----	20	
		-----*		
-15	0512195-8	COVER-ACCESS ----- ATTACHING PARTS -----	1	
-16	S1878-1	STUD ----- -----*	1	

This page intentionally left blank.

Fuselage (Cont)

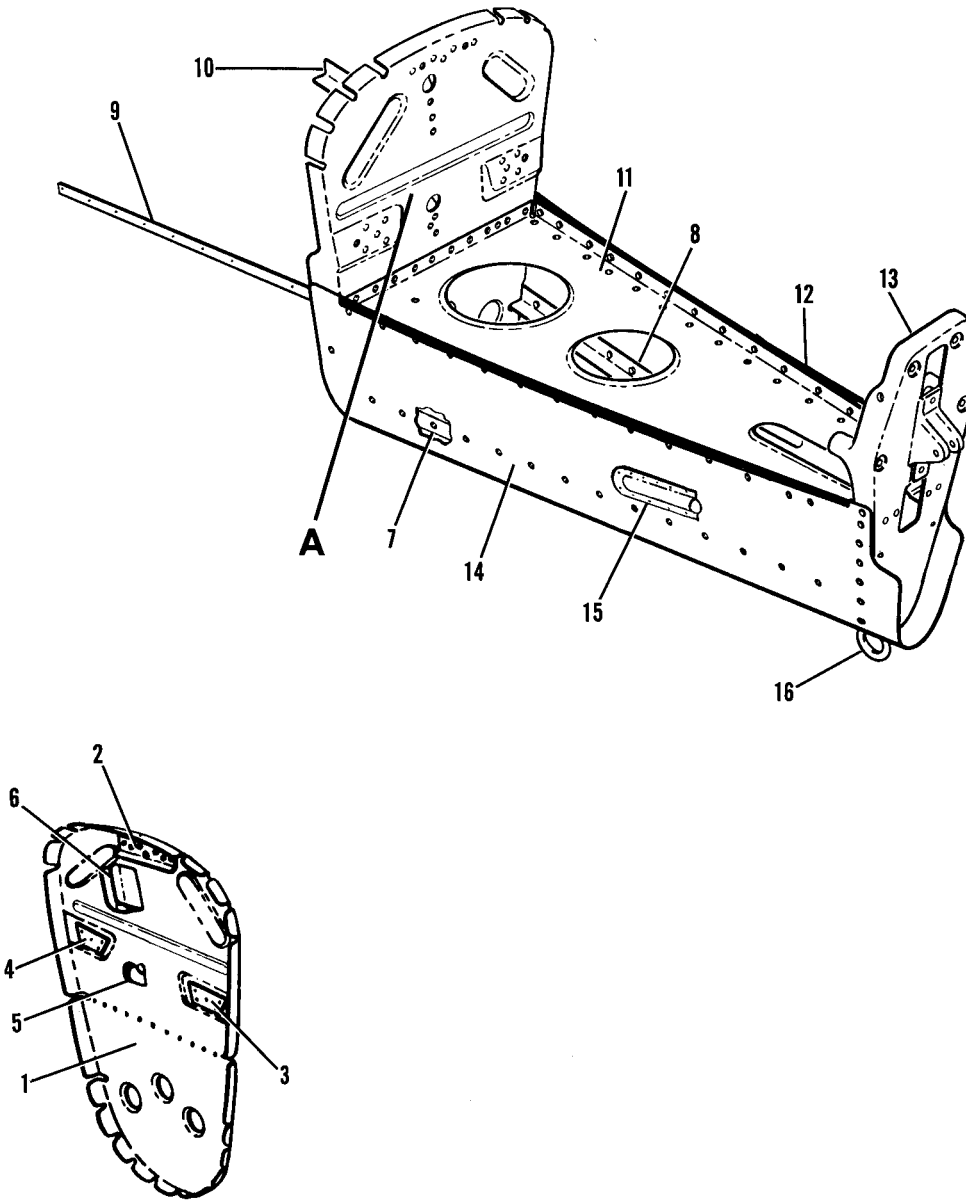


Figure 35. Fuselage Tailcone Assembly Sta. 205.812 To 228.812

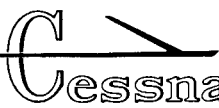


FIGURE AND INDEX NO.	PART NUMBER	DESCRIPTION	UNITS PER ASSY	USABLE ON CODE
35 -	0512008-9	TAILCONE ASSEMBLY-FUSELAGE STA 205.812 TO 228.812 -----	1	
- 1	0512157-6	BULKHEAD ASSEMBLY-FUSELAGE AFT SECTION STA 205.812 -----	1	
- 2	0512157-2	DOUBLER-BULKHEAD REINFORCEMENT -----	1	
- 3	0512143	DOUBLER-BULKHEAD REINFORCEMENT LH -----	1	
- 4	0512143-1	DOUBLER-BULKHEAD REINFORCEMENT RH -----	1	
- 5	0512160-5	BRACKET-ELEVATOR TAB PULLEY -----	1	
	AN520-10R8	SCREW HEAD ON FWD SIDE -----	1	
	MS21044N3	NUT -----	1	
	AN960-10L	WASHER -----	1	
- 6	0412467	BRACKET-TRIM TAB CONTROL PULLEY -----	1	
- 7	0512001-7	ANGLE-TAILCONE REINFORCEMENT LOWER LH -----	1	
- 8	0512001-8	ANGLE-TAILCONE REINFORCEMENT LOWER RH -----	1	
- 9	0512001-9	ANGLE-TAILCONE REINFORCEMENT UPPER LH -----	1	
-10	0512001-10	ANGLE-TAILCONE REINFORCEMENT UPPER RH -----	1	
-11	0512156	BULKHEAD-HORIZONTAL -----	1	
-12	S202RB	MOULDING 22 IN LG BULK ITEM REF S-202RB22.00 -----	AR	
-13	0512159-3	BULKHEAD-FUSELAGE AFT SECTION STA 228.687 -----	1	
	0512165-1	PLATE -----	2	
	NAS395-14-3	NUT -----	1	
-14	0512008-4	SKIN-AFT SECTION FUSELAGE LOWER -----	1	
-15	0530011-2	FAIRING-TAILCONE -----	2	
	0512009-10	RUB STRIP -----	2	
-16	0422344	EYEBOLT-MOORING -----	1	
		ATTACHING PARTS		
	22NA-3-054	NUTPLATE EN -----	1	
	NAS680A5	NUTPLATE ALTERNATE -----	1	
		---*---		

Fuselage (Cont)

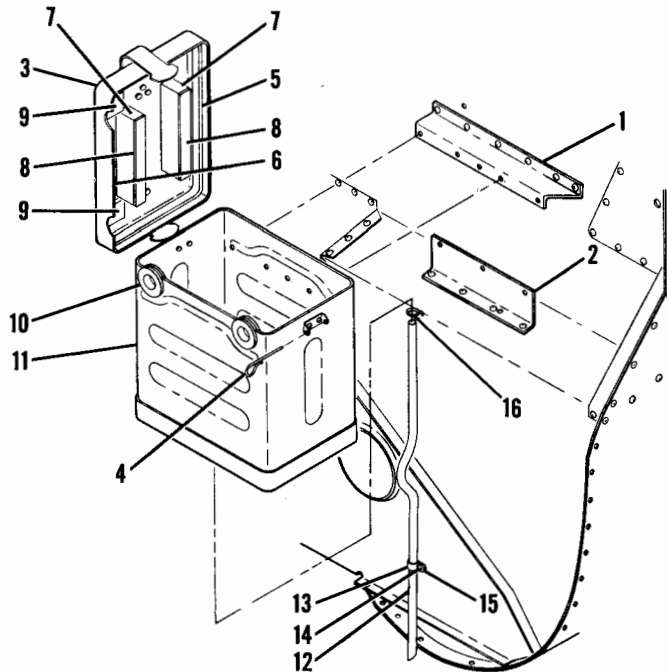


Figure 36. Battery Box Installation

FIGURE AND INDEX NO.	PART NUMBER	DESCRIPTION	UNITS PER ASSY	USABLE ON CODE
36 -	0513011-11	BOX INSTALLATION-BATTERY ----- BOX ASSEMBLY-BATTERY ----- ATTACHING PARTS -----	NP 1	
- 1	0513253-1	BRACKET-BATTERY BOX UPPER -----	1	
- 2	0513328-2	BRACKET-BATTERY BOX LOWER ----- -----*	1	
- 3	0413307-21	LID ASSEMBLY-BATTERY BOX ----- ATTACHING PARTS -----	1	
- 4	AN415-2	PIN ----- -----*	2	
- 5	S1441-1	SEAL 20 IN LG BULK ITEM REF S-1441-1-20.0 -----	1	
- 6	S1441-1	SEAL 5.19 IN LG BULK ITEM REF S-1441-1-5.19 -----	1	
- 7	0413354-1	SPACER-LID -----	2	
- 8	0413307-6	INSULATOR-LID -----	2	
- 9	0413307-7	INSULATOR-LID -----	2	
-10	MS35489-12	GROMMET -----	2	
-11	0413307-18	SPOTWELD ASSEMBLY-BATTERY BOX -----	1	
-12	S1071-4	TUBE 18.5 IN LG BULK ITEM REF S1071-4-18.5 ----- ATTACHING PARTS -----	1	
-13	AN74208	CLAMP -----	2	
-14	S1021Z8-6	SCREW -----	1	
-15	NAS446-4-3	NUT -----	1	
-16	S1494-8	CLAMP ----- -----*	1	

FIGURE AND INDEX NO.	PART NUMBER	DESCRIPTION	UNITS PER ASSY	USABLE ON CODE
		1 2 3 4 5 6 7		
37 -		NOSE GEAR INSTALLATION -----	NP	
- 1	SEE FIG 38	SHOCK STRUT ASSY-NOSE GEAR -----	1	
		ATTACHING PARTS		
- 2	AN5-31A	BOLT -----	1	
	MS21042L5	NUT -----	3	
- 3	0543018-1	CAP -----	1	
- 4	AN5-10A	BOLT -----	2	
	AN960-516	WASHER -----	2	
	0543042-1	SHIM .032 -----	AR	
	0543042-2	SHIM .016 -----	AR	
		-----*		
- 5	SEE FIG 41	DAMPENER ASSY-SHIMMY -----	1	
		ATTACHING PARTS		
	AN23-17	BOLT -----	1	
	AN320-3	NUT -----	2	
	NAS75-3-009	SPACER -----	1	
	MS24665-132	COTTER PIN -----	2	
	AN23-11	BOLT -----	1	
	AN960-10L	WASHER -----	1	
		-----*		
		CONTINUED ON NEXT PAGE		

Landing Gear

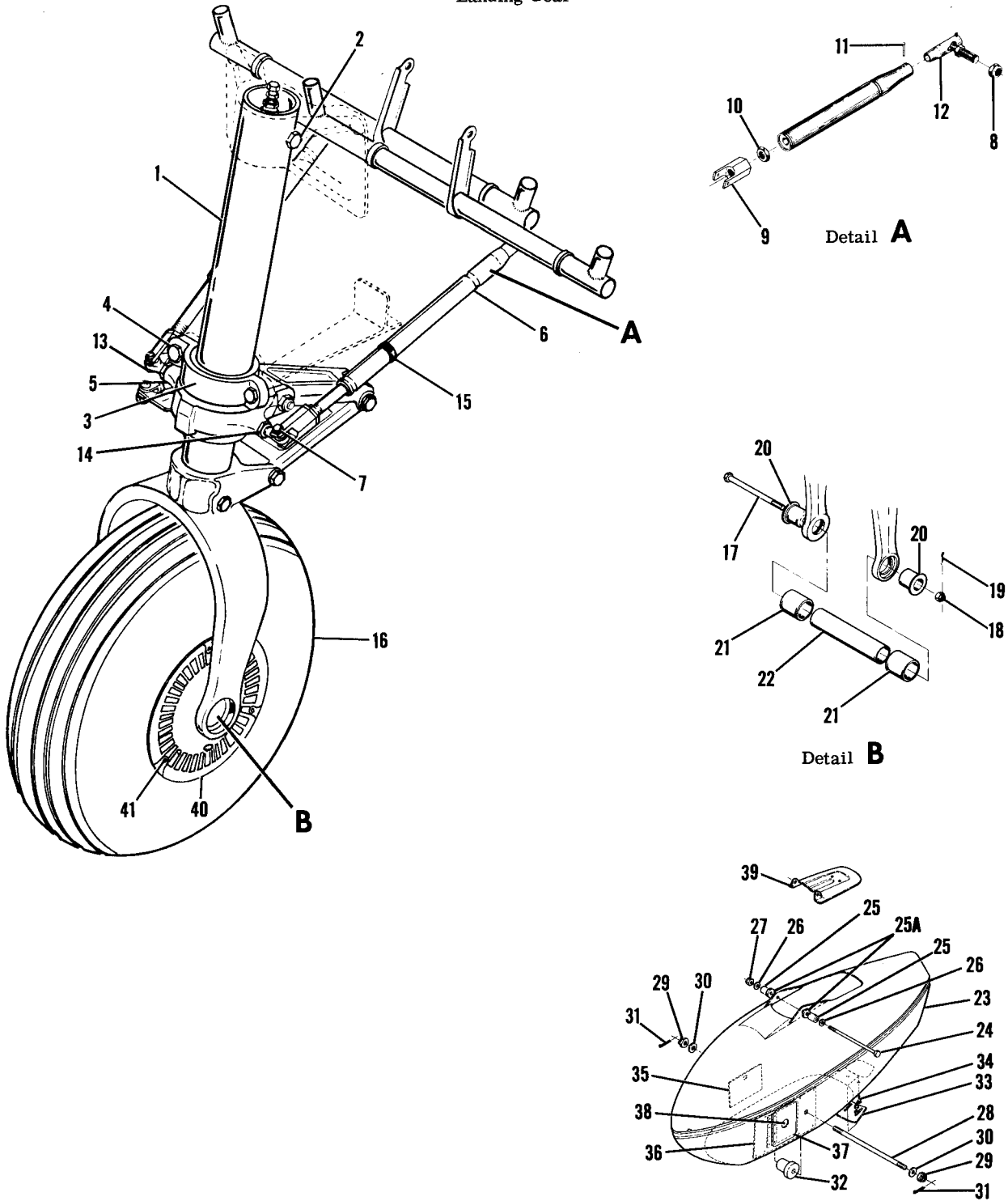


Figure 37. Nose Gear Installation

FIGURE AND INDEX NO.	PART NUMBER	DESCRIPTION	UNITS PER ASSY	USABLE ON CODE
		1 2 3 4 5 6 7		
37 - 6	0543022-1 0543022-2	TUBE ASSY-STEERING LH ----- TUBE ASSY-STEERING RH -----	1 1	
		ATTACHING PARTS		
- 7	AN3-10A MS21045L3	BOLT ----- NUT -----	1 1	
- 8	MS20364-624C	NUT -----	1	
		---*---		
- 9	0543023	CLEVIS -----	1	
-10	AN316-6R	NUT -----	1	
-11	MS20435-4	RIVET -----	1	
-12	C109	BALL JOINT TOK -----	1	
-13	S1823-3	BEARING-ROD END -----	2	
-14	AN316-6R	NUT -----	2	
-15	NAS397-16	CLAMP -----	2	
-16	SEE FIG 39 SEE FIG 40	WHEEL ASSY NOSE GEAR ----- WHEEL ASSY-NOSE GEAR ALT -----	1 1	
		ATTACHING PARTS		
-17	AN5-47	BOLT -----	1	
-18	AN310-5	NUT -----	1	
-19	MS24665-134	COTTER PIN -----	1	
-20	0543001	FERRULE-AXLE BOLT -----	2	
-21	0543037-1	SPACER-AXLE NOSE WHEEL -----	2	
-22	0543003	TUBE-AXLE -----	1	
		---*---		
-23	0543079-3	SPEED FAIRING ASSY-NOSE GEAR -----	1	
		ATTACHING PARTS		
-24	AN5-51A	BOLT -----	1	
-25	0743009-1	SPACER -----	2	
-25A	S1450-5A15-050	WASHER -----	2	
-26	AN960-516L	WASHER -----	AR	
-27	MS21042L5	NUT -----	1	
-28	0742410-27	STUD -----	1	
-29	AN310-5	NUT -----	2	
-30	S1450-5-12-035	WASHER -----	2	
-31	MS24665-136	COTTER PIN -----	2	
-32	0742410-8	FERRULE -----	2	
		---*---		
-33	0541221-2	SCRAPER -----	1	
		ATTACHING PARTS		
-34	AN520-10R12 AN960-10 MS21045L3	SCREW ----- WASHER ----- NUT -----	3 6 3	
		---*---		
-35	0541207-3	DOUBLER -----	1	
-36	0541222-5	DOUBLER-FAIRING -----	1	
-37	0541223-13	DOOR ASSY-SPEED FAIRING -----	1	
-38	KM610-64	LATCH-DOOR CLC -----	1	
-39	0543063-7	COVER PLATE ASSY -----	1	
		ATTACHING PARTS		
	AN4-31 AN310-4 AN960-416L MS24665-134	BOLT ----- NUT ----- WASHER ----- COTTER PIN -----	1 1 AR 1	
		---*---		
-40	0743627-3 0743627-4	HUB CAP-NOSE GEAR VALVE STEM SIDE ----- HUB CAP-NOSE GEAR -----	1 1	
		ATTACHING PARTS		
-41	AN515-8R4 S2191-8-4 AN936A8	SCREW ----- SCREW USE WITH MCCAULEY WHEEL ----- WASHER -----	3 3 3	
		---*---		
	6241M 3680C	EXTENSION VALVE DL ----- EXTENSION VALVE ALTERNATE SU -----	1 1	

Landing Gear (Cont)

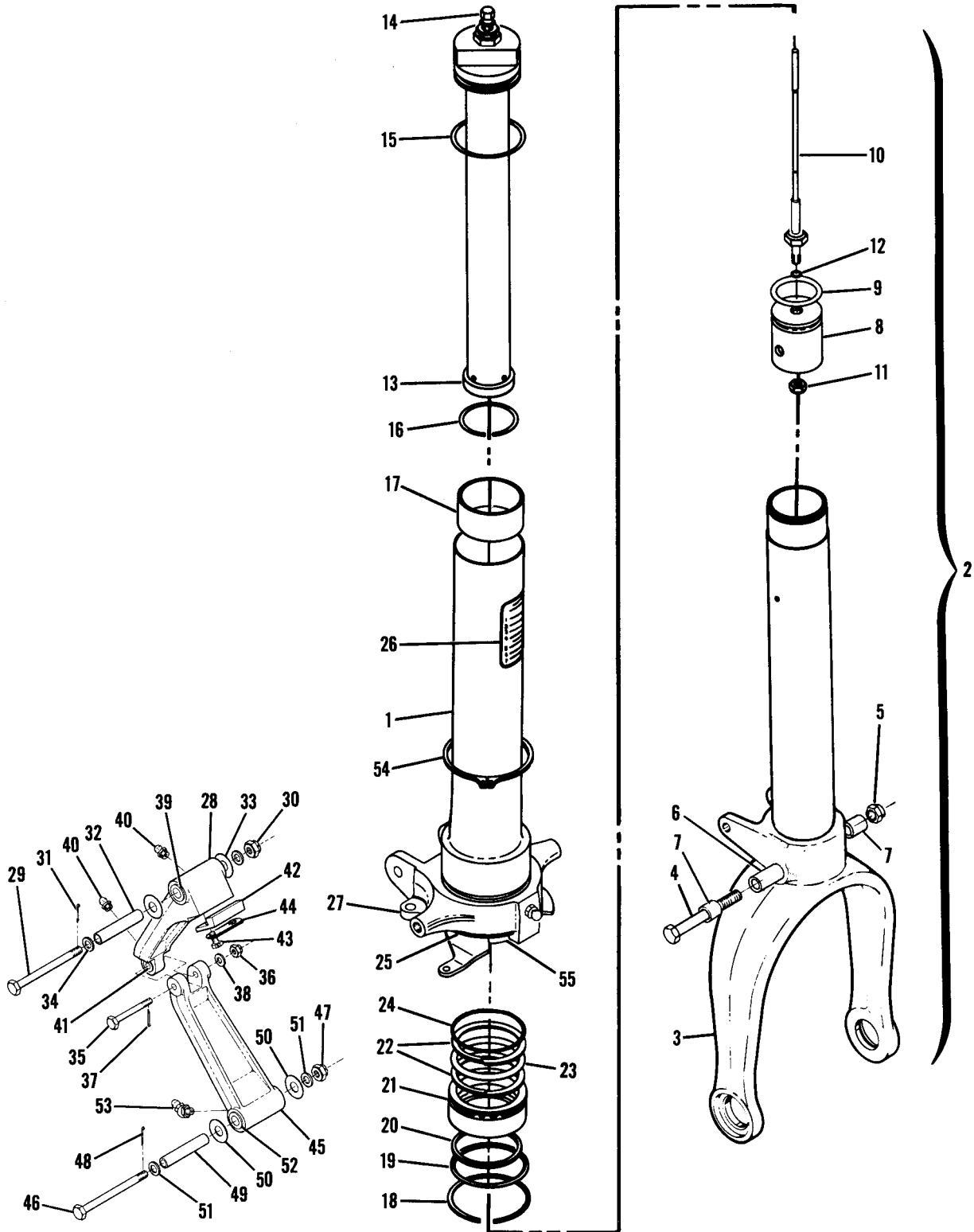


Figure 38. Nose Gear Shock Strut Assembly

FIGURE AND INDEX NO.	PART NUMBER	DESCRIPTION	UNITS PER ASSY	USABLE ON CODE
		1 2 3 4 5 6 7		
38 -	0543062-200	SHOCK STRUT ASSY-NOSE GEAR -----	1	
- 1	0543008-2	TUBE ASSY-SHOCK STRUT -----	1	
- 2	0543062-201	SHOCK STRUT ASSY-LOWER -----	1	
- 3	SK175-9	FORK-NOSE GEAR -----	1	
		ATTACHING PARTS		
- 4	AN5-47A	BOLT -----	1	
- 5	MS21042L5	NUT -----	1	
- 6	NAS75-5-231	BUSHING -----	1	
- 7	0743009-1	BUSHING -----	2	
		*-----		
- 8	0743612-1	PLUG-PIN BASE -----	1	
- 9	AN6227B26	O-RING -----	1	
-10	0442017-7	METERING -----	1	
		ATTACHING PARTS		
-11	MS21042L4	NUT -----	1	
-12	AN6227B5	O-RING -----	1	
		*-----		
-13	0543000-6	ORFICE PISTON SUPPORT ASSY -----	1	
-14	0543036-1	VALVE ASSEMBLY -----	1	
	AN901-5A	O-RING -----	1	
-15	AN6230B3	O-RING -----	1	
-16	0841200-19	LOCK RING -----	1	
-17	1243021-1	BEARING -----	1	
-18	0841200-25	LOCK RING -----	1	
-19	0841200-15	RING PACK RETAINER -----	1	
-20	S11065-21	RING SCRAPER SHWS -----	1	
-21	1243626-1	RING PACK SUPPORT -----	1	
-22	S1628-329	RING BACK UP -----	2	
-23	AN6227B32	O-RING -----	1	
-24	AN6230B6	O-RING -----	1	
-25	0543029	WASHER -----	1	
-26	SEE FIG 2	PLACARD -----	1	
-27	0743011-8	ARM ASSY-NOSE GEAR STEERING -----	1	
	B4416D	BEARING TOR -----	1	
	AN944-101A	FITTING-LUBRICATION -----	1	
-28	0442506-1	TORQUE LINK-UPPER -----	1	
		ATTACHING PARTS		
-29	AN4-31	BOLT -----	1	
-30	AN310-4	NUT -----	1	
-31	MS24665-134	COTTER PIN -----	1	
-32	0543047-1	SPACER -----	1	
-33	0543048-1	SHIM-TORQUE LINK -----	AR	
-34	AN960-416L	WASHER -----	AR	
-35	NAS464-3-22	BOLT -----	1	
-36	AN310-3	NUT -----	1	
-37	MS24665-132	COTTER PIN -----	1	
-38	AN960-10L	WASHER -----	1	
		*-----		
-39	NAS77-6-88	BUSHING -----	1	
-40	AN944-101A	FITTING LUBE -----	2	
-41	NAS77-3-23	BUSHING -----	2	
-42	0442506-8	STOP LUG -----	1	
-43	AN3H3A	BOLT -----	2	

CONTINUED ON NEXT PAGE



FIGURE AND INDEX NO.	PART NUMBER	DESCRIPTION							UNITS PER ASSY	USABLE ON CODE
		1	2	3	4	5	6	7		
38 -44	0442506-9								1	
-45	0442506-2								1	
-46	AN4-31								1	
-47	AN310-4								1	
-48	MS24665-134								1	
-49	Q543047-1								1	
-50	Q543048-1								AR	
-51	AN960-416L								AR	
-52	NAS77-6-88								2	
-53	MS15002-3								1	
-54	MS16624-1275								1	
-55	1243030-5								AR	
	1243030-6								AR	
	1243030-7								AR	

Landing Gear (Cont)

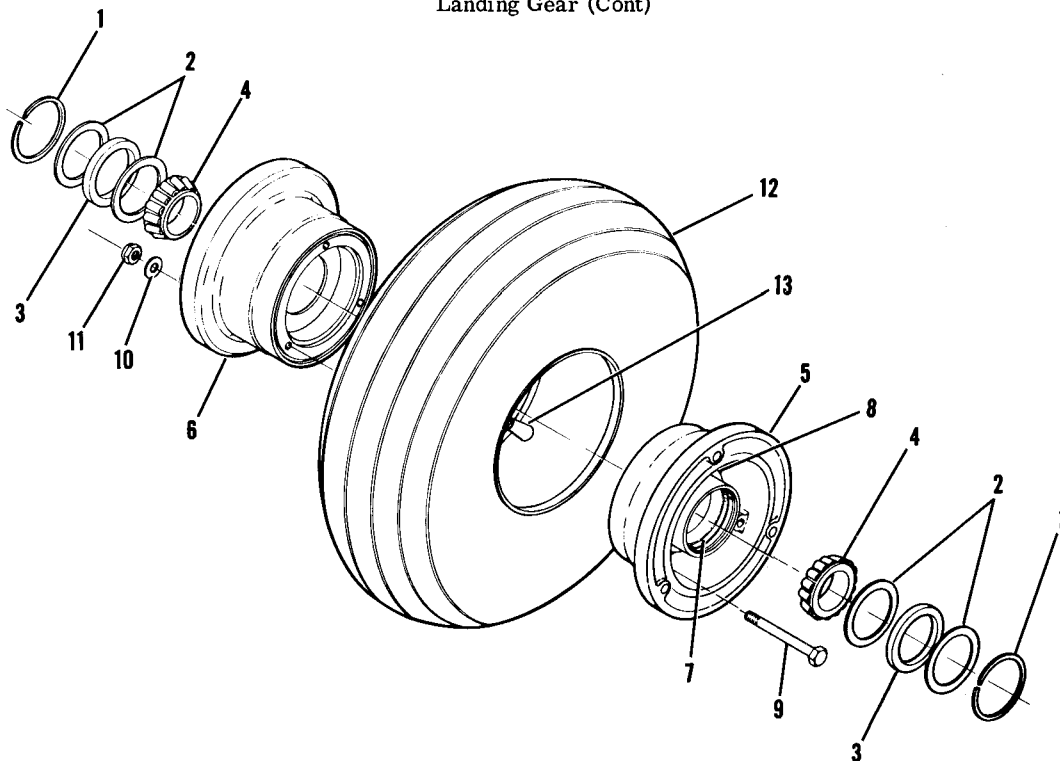


Figure 39. Cleveland Nose Gear Wheel Assembly

FIGURE AND INDEX NO.	PART NUMBER	DESCRIPTION	UNITS PER ASSY	USABLE ON CODE
		1 2 3 4 5 6 7		
39 -		WHEEL ASSEMBLY-NOSE GEAR CLEVELAND -----	NP	
- 1	1241156-12	WHEEL ASSEMBLY CFP 40-77 -----	1	
- 2	155-2	RING CFP -----	2	
- 3	153-8	RING-GREASE SEAL CFP -----	4	
- 3	154-6	GREASE SEAL-FELT CFP -----	2	
- 4	08125	BEARING CFP -----	2	
- 5	161-31	WHEEL HALF-MALE CFP -----	1	
- 6	162-28	WHEEL HALF-FEMALE CFP -----	1	
- 7	08231	CUP-BEARING CFP -----	1	
- 8	217-1	GROMMET CFP -----	1	
- 9	AN4-22A	BOLT -----	3	
-10	AN960-416	WASHER -----	3	
-11	MS20365-328	NUT -----	3	
-12	C262003-0102	TIRE 5.00 X 5 4 PLY RATED -----	1	
	C262001-0202	TIRE-WHITE WALL 5.00X5 4 PLY RATED -----	1	
-13	C262023-0101	TUBE 5.00 X 5 -----	1	

Landing Gear (Cont)

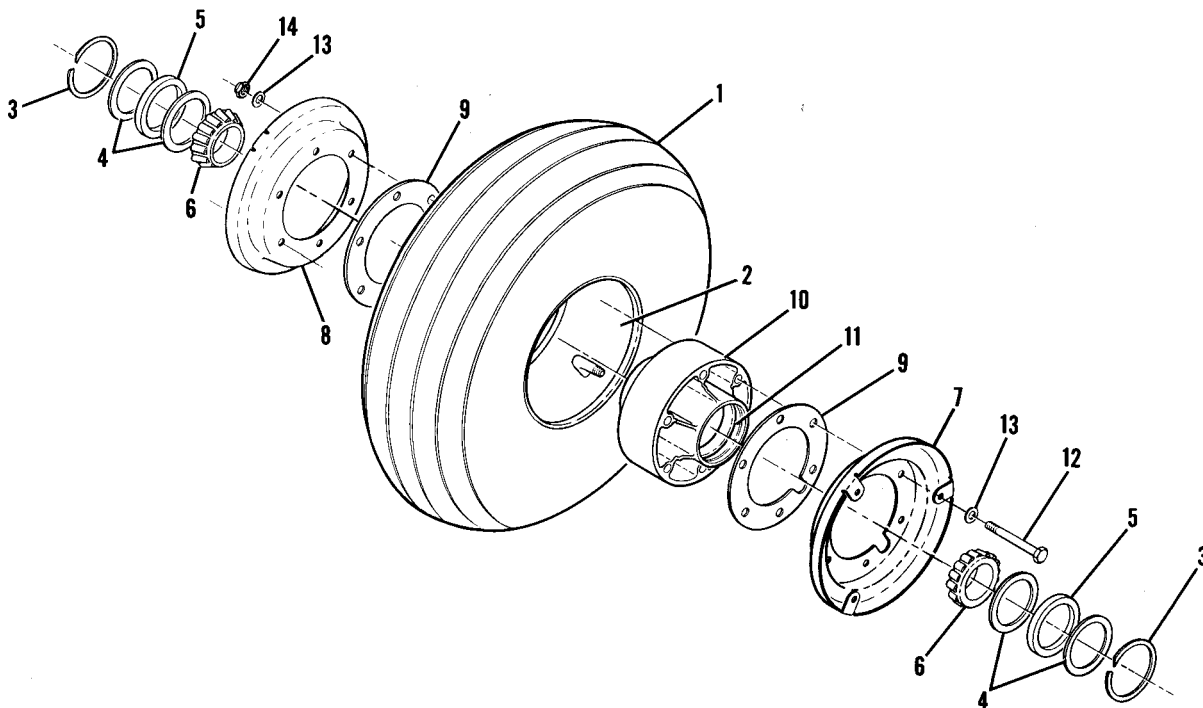


Figure 40. Nose Gear Wheel Assembly (Alternate)

FIGURE AND INDEX NO.	PART NUMBER	DESCRIPTION	UNITS PER ASSY	USABLE ON CODE
40 -		1 2 3 4 5 6 7		
- 1	C262003-0102	WHEEL ASSEMBLY-NOSE GEAR ALT -----	NP	
	C262004-0101	TIRE-BLACKWALL 5.00X5 4 PLY RATED -----	1	
- 2	C262023-0101	TIRE-WHITWALL 5.00X5 4 PLY RATED -----	1	
	C163003-0201	TUBE 5.00X5 -----	1	
- 3	A1636-23	WHEEL ASSY -----	1	
- 4	A30048	RETAINING RING MCL -----	2	
- 5	A30047	RING GREASE SEAL MCL -----	4	
- 6	A30078-2	GREASE SEAL-FELT MCL -----	2	
- 7	C30172-1	BEARING -----	2	
- 8	C30172	FLANGE-WHEEL MCL -----	1	
- 9	B30077	FLANGE-WHEEL MCL -----	1	
-10	C30057	SPACER MCL -----	2	
-11	A30078-1	HUB ASSY MCL -----	1	
-12	A2513-66	CUP-BEARING MCL -----	2	
-13	A1638-29	BOLT MCL -----	6	
-14	MS20365-428A	WASHER -----	12	
		NUT -----	6	

Landing Gear (Cont)

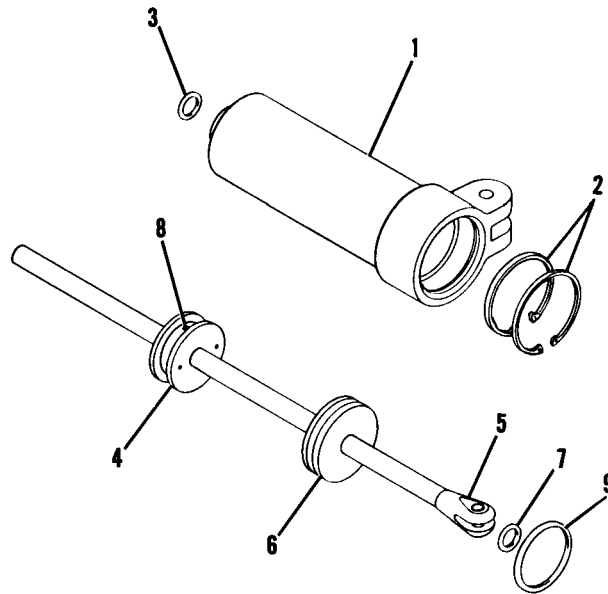


Figure 41. Shimmy Dampener Assembly

FIGURE AND INDEX NO.	PART NUMBER	DESCRIPTION	UNITS PER ASSY	USABLE ON CODE
		1 2 3 4 5 6 7		
41 -	0442512-1	DAMPENER ASSEMBLY-SHIMMY -----	1	
- 1	0542100-6	BARREL-SHIMMY DAMPENER -----	1	
- 2	MS16625-118	RING-SNAP -----	2	
- 3	AN622786	O RING -----	1	
- 4	0542118-5	PISTON ASSEMBLY -----	1	
- 5	0542101-1	SHAFT -----	1	
- 6	0542102-3	HEAD BEARING -----	1	
- 7	AN622786	O RING -----	1	
- 8	NAS561P4-14	ROLL PIN -----	1	
- 9	AN6227818	O RING -----	1	

Landing Gear (Cont)

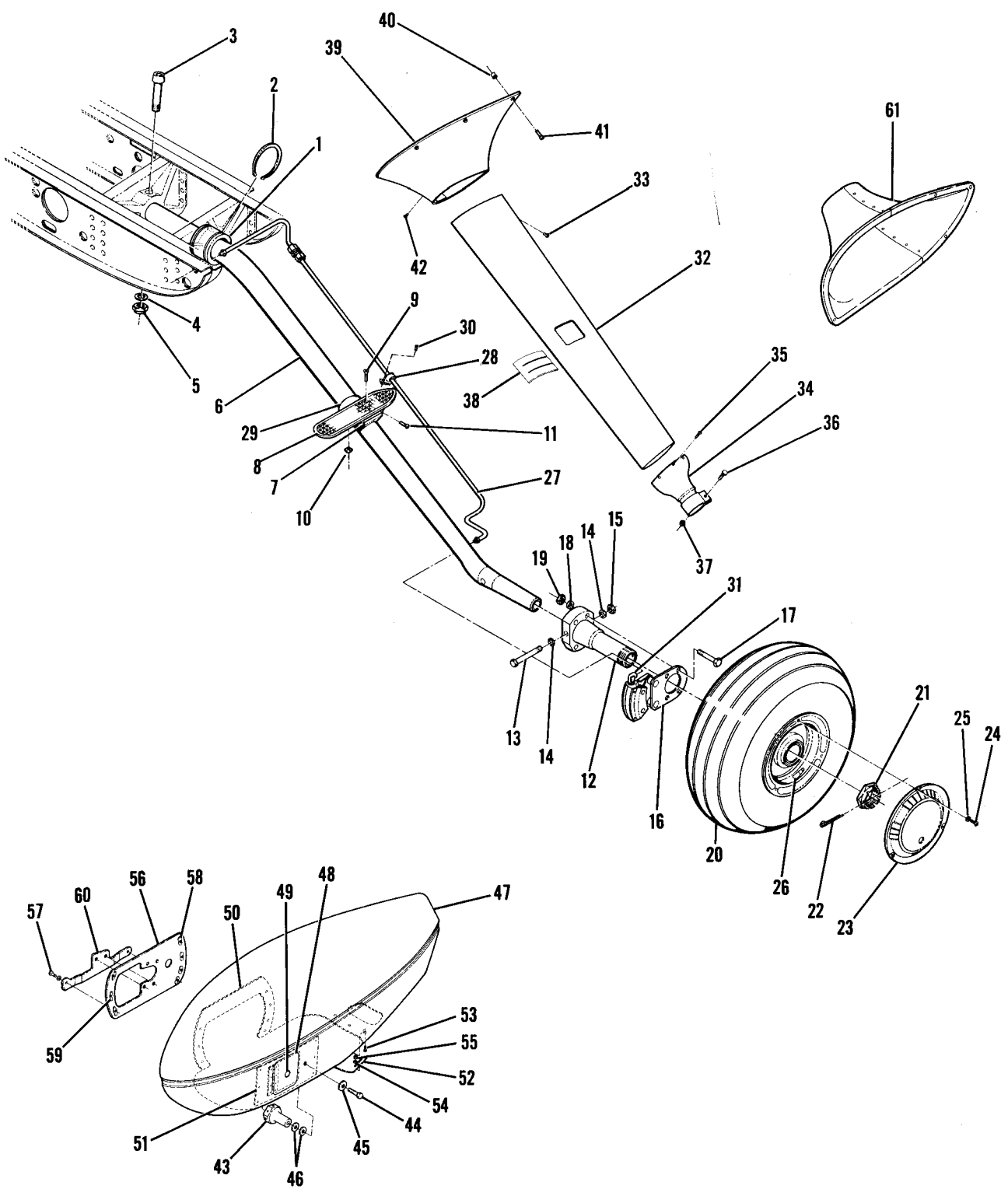


Figure 42. Main Landing Gear Installation



FIGURE AND INDEX NO.	PART NUMBER	DESCRIPTION	UNITS PER ASSY	USABLE ON CODE		
					1	2
42 -		MAIN LANDING GEAR INSTALLATION -----	NP			
- 1	0541202-4	BUSHING -----	1			
- 2	MS16624-1262	RETAINER -----	2			
- 3	S2138-1	BOLT -----	1			
- 4	S1450-10-15-063	WASHER -----	AR			
- 5	MS20365-1018C	NUT -----	1			
		MAIN LANDING GEAR ASSY-LH -----	1			
		MAIN LANDING GEAR ASSY-RH -----	1			
- 6	0541198-9	SPRING ASSY-MAIN LANDING GEAR-LH -----	1			
	0541198-10	SPRING ASSY-MAIN LANDING GEAR-RH -----	1			
- 7	0541212-1	BRACKET ASSY-STEP LH -----	1			
	0541212-2	BRACKET ASSY-STEP RH -----	1			
- 8	0541211-1	STEP -----	1			
		ATTACHING PARTS				
- 9	AN507-1032R10	SCREW -----	1			
-10	MS21044N3	NUT -----	1			
-11	NAS221-9	SCREW -----	2			
	MS21044N3	NUT -----	2			
		---*---				
-12	0541199-1	AXLE-MAIN LANDING GEAR -----	1			
		ATTACHING PARTS				
-13	NAS464P7LA44	BOLT -----	1			
-14	AN960-716	WASHER -----	2			
-15	MS20364-720C	NUT -----	1			
		---*---				
-16	SEE FIG 43	BRAKE ASSY -----	1			
		ATTACHING PARTS				
-17	AN5-13A	BOLT -----	4			
	AN5-14A	BOLT USED WITH FAIRINGS -----	4			
-18	AN960-516L	WASHER -----	4			
-19	MS21042L5	NUT -----	4			
		---*---				
-20	SEE FIG 43	WHEEL ASSY-MAIN LANDING GEAR -----	1			
-21	S1117-24	NUT -----	1			
-22	MS24665-351	PIN-COTTER -----	1			
-23	0741048-8	WHEEL CAP -----	1			
		ATTACHING PARTS				
-24	AN515-8R4	SCREW -----	3			
	S2191-8-4	SCREW USED WITH MCCAULEY WHEELS -----	3			
-25	AN936A8	WASHER -----	3			
		---*---				
-26	6241M	VALVE-EXTENSION DL -----	1			
	3680C	VALVE-EXTENSION SV ALT -----	1			
-27	0500118-126	LINE ASSY-BRAKE LH -----	1			
	0500118-127	LINE ASSY-BRAKE RH -----	1			
		ATTACHING PARTS				
-28	MS21919DG3	CLAMP -----	1			
-29	S148526L	CLAMP -----	1			
-30	S1021Z10-8	SCREW -----	1			
		---*---				
-31	MS20822-30	ELBOW -----	1			
-32	0541193-7	FAIRING ASSY-MAIN LANDING GEAR LH -----	1			
	0541193-8	FAIRING ASSY-MAIN LANDING GEAR RH -----	1			
		ATTACHING PARTS				
-33	AN515-8R6	SCREW -----	9			
		---*---				
	NAS680A08	NUTPLATE -----	7			
	NAS696A08	NUTPLATE -----	2			
	NAS696A06L	NUTPLATE -----	3			
-34	0541191-1	COVER PLATE ASSY-MAIN LANDING GEAR LH -----	1			
	0541191-2	COVER PLATE ASSY-MAIN LANDING GEAR RH -----	1			
		ATTACHING PARTS				
-35	AN515-6R6	SCREW -----	3			
-36	AN3-4	BOLT -----	1			
-37	MS21044N3	NUT -----	1			
		---*---				
-38	0541226-1	COVER-STEP BRACKET -----	2			

CONTINUED ON NEXT PAGE

FIGURE AND INDEX NO.	PART NUMBER	DESCRIPTION	UNITS PER ASSY	USABLE ON CODE
42 -39	1741005-239	FAIRING ASSY-MAIN LANDING GEAR LH VESTAL WHITE -----	1	
	1741005-240	FAIRING ASSY-MAIN LANDING GEAR RH VESTAL WHITE -----	1	
	1741005-247	FAIRING ASSY-MAIN LANDING GEAR LH PAINT TO ----- MATCH AIRCRAFT COLOR NOT USED ON F172	1	
	1741005-248	FAIRING ASSY-MAIN LANDING GEAR RH PAINT TO ----- MATCH AIRCRAFT COLOR NOT USED ON F172	1	
		ATTACHING PARTS		
-40	S1613-3-75	NUT -----	5	
-41	AN520-10R12	SCREW -----	5	
-42	AN515-6R6	SCREW -----	3	
		-----*		
-43	0741047-2	NUT USE WITH FAIRING ONLY -----	2	
	MS24665-362	PIN-COTTER -----	2	
-44	AN6-6A	BOLT -----	2	
-45	AN960-616L	WASHER -----	2	
-46	AN960-616	WASHER -----	AR	
-47	0541223-17	FAIRING ASSY-WHEEL MAIN LANDING GEAR LH -----	1	
	0541223-16	FAIRING ASSY-WHEEL MAIN LANDING GEAR RH -----	1	
-48	0541223-13	DOOR ASSY-FAIRING ACCESS -----	1	
-49	KM610-64	LATCH-DOOR CLC -----	1	
-50	0541219-1	DOUBLER-LH FAIRING -----	1	
	0541219-2	DOUBLER-RH FAIRING -----	1	
-51	0541222-1	DOUBLER-FAIRING -----	1	
-52	0541221-1	SCRAPER-FAIRING -----	2	
		ATTACHING PARTS		
-53	AN520-10R12	SCREW -----	3	
-54	AN960-10	WASHER -----	6	
-55	MS21044N3	NUT -----	3	
		-----*		
	NAS680A08	NUTPLATE -----	6	
-56	0541220-1	PLATE ASSY-LH MOUNTING -----	1	
	0541220-2	PLATE ASSY-RH MOUNTING -----	1	
		ATTACHING PARTS		
-57	AN52510R10	SCREW -----	7	
	S1450-309-032	WASHER -----	7	
		-----*		
-58	NAS686A3	NUTPLATE -----	4	
-59	NAS680A3K	NUTPLATE -----	3	
-60	0541218-1	STIFFENER-LH FAIRING -----	1	
	0541218-2	STIFFENER-RH FAIRING -----	1	
-61	0541224-1	FAIRING-BRAKE LH -----	1	
	0541224-2	FAIRING-BRAKE RH -----	1	
		ATTACHING PARTS		
	AN525-832R10	SCREW -----	6	
	S1021Z6-6	SCREW -----	4	
		-----*		

This page intentionally left blank.

Landing Gear (Cont)

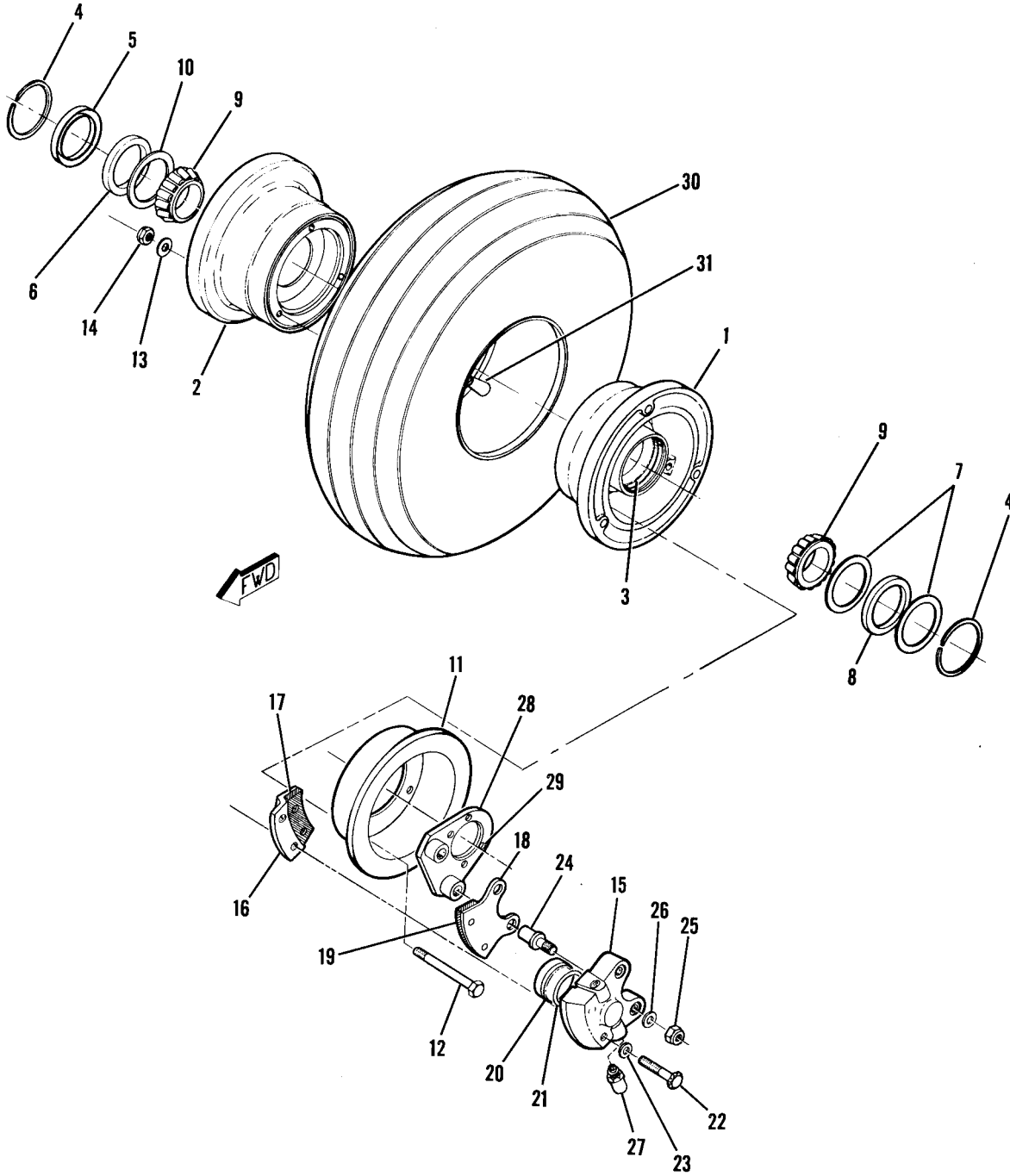


Figure 43. Main Landing Gear Wheel & Brake Assembly

FIGURE AND INDEX NO.	PART NUMBER	DESCRIPTION	UNITS PER ASSY	USABLE ON CODE		
					1	2
43 -	C163001-0104	WHEEL & BRAKE ASSEMBLY-MAIN LANDING GEAR -----	NP			
- 1	161-49	WHEEL ASSY-MAIN GEAR CFP 40-113 -----	1			
- 2	162-47	WHEEL HALF ASSY-MALE CFP -----	1			
- 3	13836	WHEEL HALF ASSY-FEMALE CFP -----	1			
- 4	3023	CUP-BEARING -----	1			
- 5	153-15	SNAP RING CFP -----	1			
- 6	154-13	RING-GREASE SEAL CFP -----	1			
- 7	3022	FELT-GREASE SEAL CFP -----	1			
- 8	3021	RING-GREASE SEAL CFP -----	2			
- 9	13889	FELT-GREASE SEAL CFP -----	1			
-10	A39070	CONE-BEARING CFP -----	2			
-11	164-40	RING-GREASE SEAL CFP -----	1			
-12	AN4-36A	DISC ASSY-BRAKE CFP -----	1			
-13	AN960-416	BOLT -----	3			
-14	AN365-428	WASHER -----	3			
	C163030-0111 **	NUT -----	3			
	91-44	BRAKE ASSY -----	1			
-15	61-37	CYLINDER ASSY CFP -----	1			
-16	74-10	CYLINDER CFP -----	1			
-17	66-30	BACK PLATE ASSY CFP -----	1			
-18	73-11	LINING CFP -----	1			
-19	66-30	PRESSURE PLATE ASSY CFP -----	1			
-20	92-17	LINING CFP -----	1			
-21	AN6230B2	PISTON ASSY CFP -----	1			
-22	LP4-17AM	O-RING -----	1			
-23	AN960-416L	BOLT CFP -----	2			
-24	69-4	WASHER -----	2			
-25	MS21042L4	BOLT-ANCHOR CFP -----	2			
-26	AN960-416L	NUT -----	2			
-27	FC6446	WASHER -----	2			
	183-1	SCREW-BLEEDER CFP -----	1			
	37-206	CAP-BLEEDER SCREW CFP -----	1			
-28	75-67	SEAT-BLEEDER SCREW CFP -----	1			
-29	145-10	TORQUE PLATE ASSY CFP -----	1			
-30	C262003-0101	BUSHING-TORQUE PLATE CFP -----	2			
	C262001-0201	TIRE-6.00X6 4 PLY RATED -----	1			
	C262023-0102	TIRE-WHITE WALL 6.00X6 6 PLAY RATED -----	1			
		TUBE-6.00X6 -----	1			
<p>NOTE. **BRAKE ASSEMBLIES DESCRIBED ARE NORMALLY LH, REVERSE FITTINGS & TORQUE PLATE BUSHING FOR RH INSTALLATION.</p>						

Landing Gear (Cont)

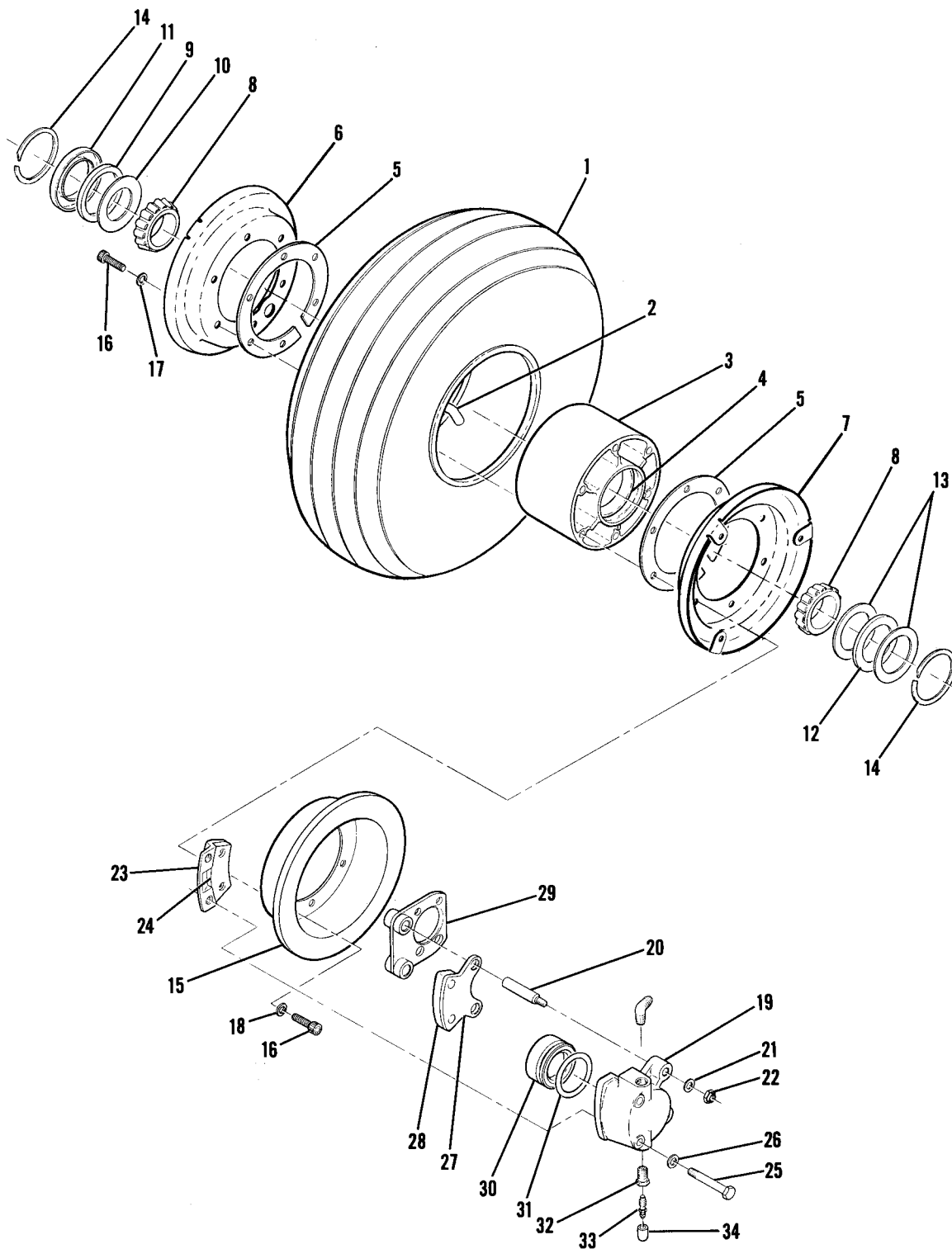


Figure 44. Main Landing Gear Wheel & Brake Assembly (Alternate)

FIGURE AND INDEX NO.	PART NUMBER	DESCRIPTION	UNITS PER ASSY	USABLE ON CODE
		1 2 3 4 5 6 7		
44 -		WHEEL & BRAKE ASSEMBLY-MAIN LANDING GEAR ALT -----	NP	
- 1	C262003-0101	TIRE-BLACKWALL 6.00X6 4 PLY RATED -----	1	
	C262004-0102	TIRE-WHITEWALL 6.00X6 4 PLY RATED -----	1	
- 2	C262023-0102	TUBE 6.00X6 -----	1	
	C163003-0101 *	WHEEL ASSY-MAIN GEAR -----	1	
- 3	D30256	HUB ASSY MCL -----	1	
- 4	A30079-1	CUP BEARING MCL -----	2	
- 5	B30076	SPACER MCL -----	2	
- 6	C30163-1	FLANGE-WHEEL MCL -----	1	
- 7	C30163	FLANGE-WHEEL MCL -----	1	
- 8	A30079-2	CONE-BEARING MCL -----	2	
- 9	A30010	GREASE SEAL-FELT MCL -----	1	
-10	A30015	RETAINER-GREASE SEAL MCL -----	1	
-11	A30014	RETAINER-GREASE SEAL MCL -----	1	
-12	A30011	GREASE SEAL-FELT MCL -----	1	
-13	A30013	RETAINER-GREASE SEAL MCL -----	2	
-14	A1636-24	RING-RETAINER MCL -----	2	
-15	B30195	DISC ASSY MCL -----	1	
-16	A1635-73	SCREW MCL -----	12	
-17	A1638-30	WASHER MCL -----	6	
-18	A1638-1	WASHER MCL -----	6	
	C163032-0105 **	BRAKE ASSY -----	1	
	C30019	CYLINDER ASSY MCL -----	1	
-19	C30041	CYLINDER MCL -----	1	
-20	A30023	PIN-GUIDE MCL -----	2	
-21	AN960-416L	WASHER -----	2	
-22	MS21042L4	NUT -----	2	
-23	B30027	BACK PLATE ASSY MCL -----	1	
-24	B30026	LINING-BRAKE MCL -----	1	
	A30087	RIVET MCL -----	2	
-25	AN4H21A	BOLT -----	2	
-26	AN960-416L	WASHER -----	2	
-27	B30024	PRESSURE PLATE ASSY MCL -----	1	
-28	B30026	LINING-BRAKE MCL -----	1	
	A30087	RIVET MCL -----	2	
-29	B30089	TORQUE PLATE ASSY MCL -----	1	
-30	A30021	PISTON ASSY MCL -----	1	
-31	AN6230B2	O-RING -----	1	
-32	A30030	FITTING-BLEEDER MCL -----	1	
-33	A30085	FITTING-BLEEDER MCL -----	1	
-34	A30040	CAP-DUST MCL -----	1	
	R561	RIVET SET KIT -----	1	
<p>NOTE.*THIS WHEEL ASSEMBLY MUST BE USED ONLY ON AIRCRAFT ORIGINALLY EQUIPPED WITH C163003-0101 MAIN GEAR WHEELS</p> <p>NOTE.**THIS BRAKE ASSEMBLY MUST BE USED WITH C163003-0101 WHEEL ASSEMBLIES ONLY.</p>				

Door & Window

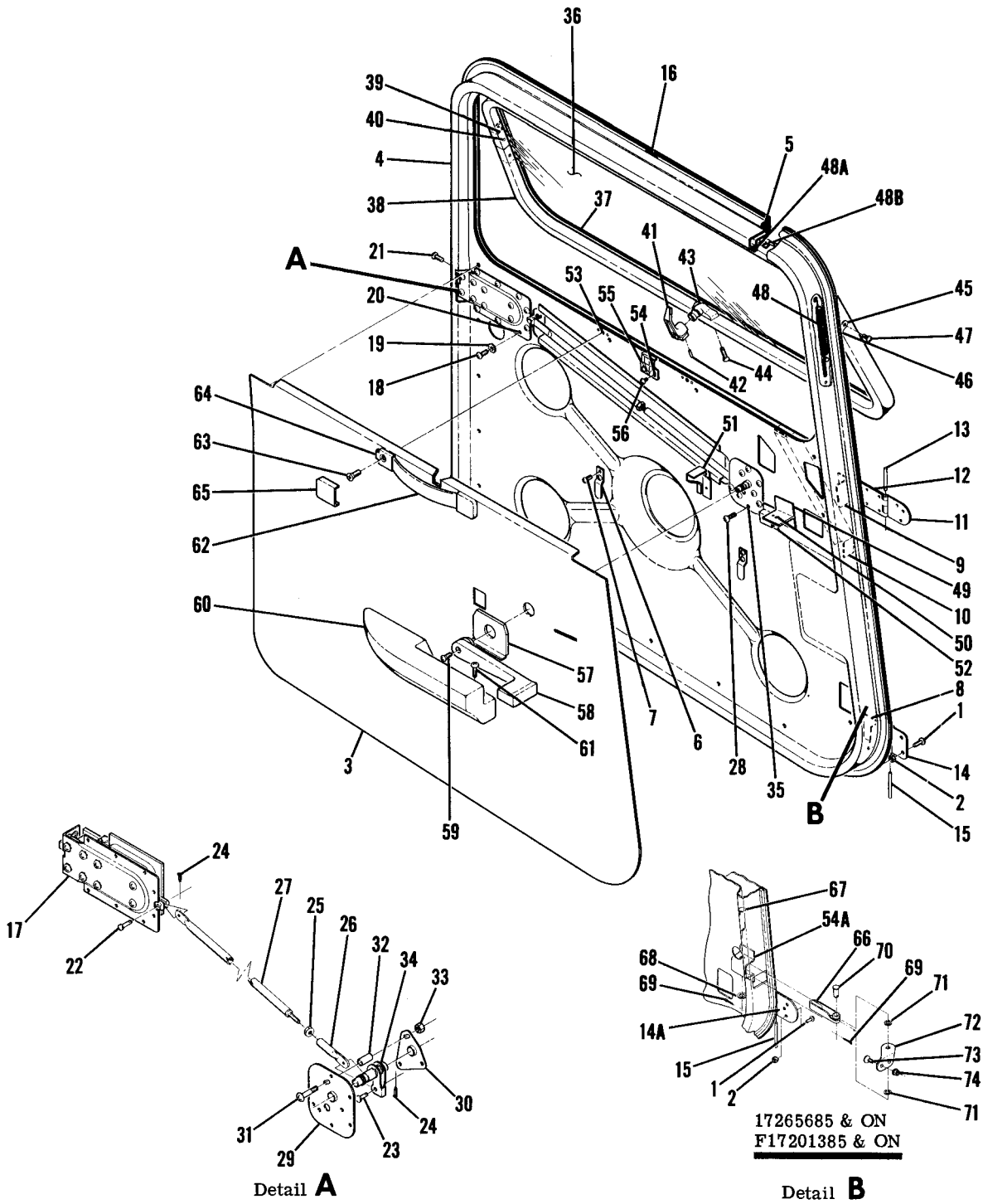


Figure 45. LH Cabin Door Assembly

FIGURE AND INDEX NO.	PART NUMBER		DESCRIPTION	UNITS PER ASSY	USABLE ON CODE
45 -			CABIN DOOR ASSEMBLY-LH ----- ATTACHING PARTS -----	NP	
- 1	AN520-10R8		SCREW -----	5	A
	AN525-10R8		SCREW -----	6	B
- 2	MS21044N3		NUT -----	5	A
	MS21044N3		NUT -----	6	B
			-----*		
- 3	0515005-19	#	PANEL ASSY-UPHOLSTERY -----	1	A
	0515032-3	#	PANEL ASSY-UPHOLSTERY -----	1	B
	S1933-1		FASTENER-UPHOLSTERY -----	17	
- 4	0511803-23		STRUCTURE ASSY-CABIN DOOR LH -----	1	A
	0511803-41		STRUCTURE ASSY-CABIN DOOR LH -----	1	B
- 5	S1346-1		SEAL 144 IN LG BULK ITEM REF S1346-1-144 -----	1	
- 6	0511463-1		CLIP-UPHOLSTERY -----	2	
			ATTACHING PARTS -----		
- 7	S1021Z4-4		SCREW -----	2	
			-----*		
- 8	0511461-1		REINFORCEMENT-DOOR HINGE LWR -----	1	
- 9	0511464-1		ANGLE-REINFORCEMENT -----	1	
-10	0511469-1		BRACE-DOOR UPR -----	1	
	0511280-1		HINGE ASSY-UPR -----	1	
-11	0511237-1		HINGE HALF ASSY -----	1	
-12	0511238-1		HINGE HALF ASSY -----	1	
-13	0711001-59		PIN-HINGE -----	1	
	0511280-3		HINGE ASSY-LWR -----	1	A
	0517019-1		HINGE ASSY-LWR -----	1	B
-14	0511239-1		HINGE HALF -----	1	A
	0517019-3		HINGE HALF -----	1	B
	0511239-3		HINGE HALF -----	1	A
-14A	0517019-5		HINGE HALF -----	1	B
-15	0411579-3		PIN-HINGE -----	1	
-16	A1663-022-1		LATCH-DOOR STOP TIN -----	1	A
-17	SEE FIG 48		LATCH ASSY-CABIN DOOR -----	1	
			ATTACHING PARTS -----		
-18	S1021Z6-6		SCREW -----	8	
-19	AN936B6		WASHER -----	8	
-20	NAS395-3-3		NUT -----	8	
-21	AN525-832R6		SCREW -----	2	
			-----*		
	0517021-1		PUSH ROD ASSY -----	1	
			ATTACHING PARTS -----		
-22	MS20392-1C15		PIN -----	1	
-23	MS20392-1C9		PIN -----	1	
-24	MS24665-132		PIN-COTTER -----	2	
			-----*		
-25	AN315-4R		NUT-JAMB -----	1	
-26	0517021-4	**	TUBE ASSY-PUSH ROD -----	1	
-27	0517021-5	**	TUBE ASSY-PUSH ROD -----	1	
	1217046-3		BASE PLATE ASSY -----	1	
			ATTACHING PARTS -----		
-28	NAS220-4		SCREW -----	5	
			-----*		
-29	1217046-5		PLATE ASSY -----	1	
-30	1217046-6		BEARING ASSY -----	1	
			ATTACHING PARTS -----		
-31	NAS221-15		SCREW -----	3	
-32	NAS43HT3-45		SPACER -----	3	
-33	MS20364-1032C		NUT -----	3	
			-----*		
-34	1217050-3		SHAFT ASSY -----	1	
-35	NAS697A08		NUTPLATE -----	5	
	0711050-23		WINDOW ASSY-OPENABLE -----	1	
-36	0711051-1		GLASS ASSY-WINDOW -----	1	
	0711051-2	%	GLASS ASSY-WINDOW TINTED -----	1	
-37	0711051-5		SEAL -----	1	
-38	0711050-5		FRAME ASSY -----	1	
-39	0711050-7		TUBE-SPLICE -----	1	
			ATTACHING PARTS -----		
-40	CR763		RIVET CY -----	6	
			-----*		
-41	S1483-2		HANDLE-WINDOW -----	1	
			ATTACHING PARTS -----		
-42	NAS561P3-8		ROLL PIN -----	1	
			-----*		

CONTINUED ON NEXT PAGE

FIGURE AND INDEX NO.	PART NUMBER	DESCRIPTION							UNITS PER ASSY	USABLE ON CODE
		1	2	3	4	5	6	7		
45 -43	1411202-201	BRACKET ASSY-WINDOW LATCH -----							1	
		ATTACHING PARTS -----								
-44	NAS514P1032-14	SCREW -----							2	
		---*---								
	NAS43HT3-34	SPACER -----							2	
-45	S1613-3-75	RIVNUT -----							1	
-46	0711021-11	ARM ASSY -----							1	
		ATTACHING PARTS -----								
-47	AN525-10R8	SCREW -----							1	
	0711021-12	SPACER -----							1	
		---*---								
-48	0711021-9	SPRING -----							1	
-48A	S2195-2	TRIM-WINDOW	84.0	IN LG	BKI	REF S2195-2-84.00	---	1		
	S2108-1	SEAL-WINDOW	84.0	IN LG	BKI	REF S2108-1-84.00	---	1		
-48B	0411185-7	HINGE ASSY-WINDOW -----							2	
	0411185-6	HINGE ASSY-LWR -----							1	
	0411185-5	HINGE ASSY-UPR -----							1	
	0411185-4	PIN-HINGE -----							1	
-49	0517014-1	SUPPORT ASSY-ARMREST -----							1	
-50	NAS697A08	NUTPLATE -----							1	
-51	0517013-1	SUPPORT-ARMREST -----							1	
-52	0517015-1	SUPPORT-ARMREST -----							1	
-53	NAS697A3	NUTPLATE-ASSIST STRAP -----							2	
-54	NAS1329-08K75	NUT-STRIKER PLATE -----							2	
-54A	0517018-3	BRACKET-DOORSTOP -----							1	B
-55	0517002-1	PLATE-STRIKER -----							1	
		ATTACHING PARTS -----								
-56	S102128-8	SCREW -----							2	
		---*---								
-57	0705042-1	ESCUTCHEON-DOOR HANDLE -----							1	
-58	1217053-2	HANDLE-CABIN DOOR -----							1	
		ATTACHING PARTS -----								
-59	NAS388-10-7P	*	SCREW SELF-LOCKING -----						1	
		---*---								
-60	0717011-1	#	ARMREST ASSY -----						1	
		ATTACHING PARTS -----								
-61	AN515-8R12	SCREW -----							1	
		---*---								
-62	S1362-25	HANDLE ASSY-ASSIST -----							1	
		ATTACHING PARTS -----								
-63	AN507-1032R10	SCREW -----							2	
		---*---								
-64	S1362-2	CLAMP -----							2	
-65	S1362-24	CAP -----							2	
-66	0517018-4	STOP-SPRING -----							1	B
		ATTACHING PARTS -----								
-67	MS20392-4C47	PIN -----							1	
-68	AN960D516L	WASHER -----							1	
-69	MS24665-281	PIN-COTTER -----							2	
-70	MS20392-4C17	PIN -----							1	
-71	0517018-5	WASHER -----							2	
		---*---								
-72	0517018-1	BRACKET-DOORPOST LH -----							1	B
		ATTACHING PARTS -----								
-73	NAS514P428-10	SCREW -----							2	
-74	MS21042L4	NUT -----							2	
		---*---								
<p>NOTE. #THIS PART MUST HAVE A SECOND DASH NUMBER ADDED TO DENOTE COLOR. REFER TO HOW TO ORDER UPHOLSTERED PARTS-PAGE VI.</p> <p>NOTE * WHEN ORDERING THIS PART INCLUDE ENTIRE NOMENCLATURE.</p> <p>NOTE. %TINTED GLASS NOT USED ON FRENCH AIRCRAFT.</p> <p>NOTE. **WHEN INITIALLY ORDERING THIS PART FOR AIRCRAFT PRIOR TO SERIALS 17265288 & F17201385 THE 0517021-1 PUSH ROD ASSY MUST BE ORDERED.</p> <p>A---172 SERIAL 17263459 THRU 17265684 F172 SERIAL F17201235 THRU F17201384</p> <p>B---172 SERIAL 17265685 & ON F172 SERIAL F17201385 & ON</p>										



FIGURE AND INDEX NO.	PART NUMBER	DESCRIPTION						UNITS PER ASSY	USABLE ON CODE
		1	2	3	4	5	6		
46 -		CABIN DOOR ASSEMBLY-RH -----						NP	
		ATTACHING PARTS							
- 1	AN520-10R8	SCREW -----						5	A
	AN525-10R8	SCREW -----						6	B
- 2	MS21044N3	NUT -----						5	A
	MS21044N3	NUT -----						6	B
		*-----							
- 3	0515005-20	#	PANEL-UPHOLSTERY -----				1	A	
	0515032-4	#	PANEL-UPHOLSTERY -----				1	B	
	S1933-1		FASTENER-UPHOLSTERY -----				17		
- 4	0511803-24		STRUCTURE ASSEMBLY-CABIN DOOR RH -----				1	A	
	0511803-42		STRUCTURE ASSEMBLY-CABIN DOOR RH -----				1	B	
- 5	0511463-1		CLIP-UPHOLSTERY -----				2		
			ATTACHING PARTS						
- 6	S1021Z4-4		SCREW -----				2		
			*-----						
- 7	S1346-1		SEAL	144 IN LG	BULK ITEM	REF S1346-1-144 -----	1		
- 8	0511461-1		REINFORCEMENT-DOOR HINGE LWR -----				1		
- 9	0511464-1		ANGLE-DOOR REINFORCEMENT -----				1		
-10	0511469-2		BRACE-DOOR HINGE UPPER -----				1		
	0511280-2		HINGE ASSY-UPPER -----				1		
-11	0511238-2		HINGE HALF ASSY -----				1		
-12	0511237-2		HINGE HALF ASSY -----				1		
-13	0711001-59		PIN-HINGE -----				1		
	0511280-4		HINGE ASSY-LOWER -----				1	A	
	0517019-2		HINGE ASSY-LOWER -----				1	B	
-14	0511239-4		HINGE HALF ASSY -----				1	A	
	0517019-6		HINGE HALF ASSY -----				1	B	
	0511239-2		HINGE HALF ASSY -----				1	A	
-14A	0517019-4		HINGE HALF ASSY -----				1	B	
-15	0411579-3		PIN-HINGE -----				1	A	
-16	A1663-022-1		CATCH-DOOR STOP TIN -----				1	A	
-17	SEE FIG 48		LATCH ASSY-CABIN DOOR -----				1		
			ATTACHING PARTS						
-18	AN825-832R6		SCREW -----				2		
-19	S1021Z6-6		SCREW -----				8		
-20	AN936B6		WASHER -----				8		
-21	NAS395-3-3		NUT -----				8		
			*-----						
	0517021-1		PUSH ROD ASSY -----				1		
			ATTACHING PARTS						
-22	MS20392-1C15		PIN -----				1		
-23	MS20392-1C9		PIN -----				1		
-24	MS24665-132		COTTER PIN -----				2		
			*-----						
-25	AN515-4R		NUT-JAMB -----				1		
-26	0517021-4	**	TUBE ASSY-PUSH ROD -----				1		
-27	0517021-5	**	TUBE ASSY-PUSH ROD -----				1		

CONTINUED ON NEXT PAGE

Door & Window (Cont)

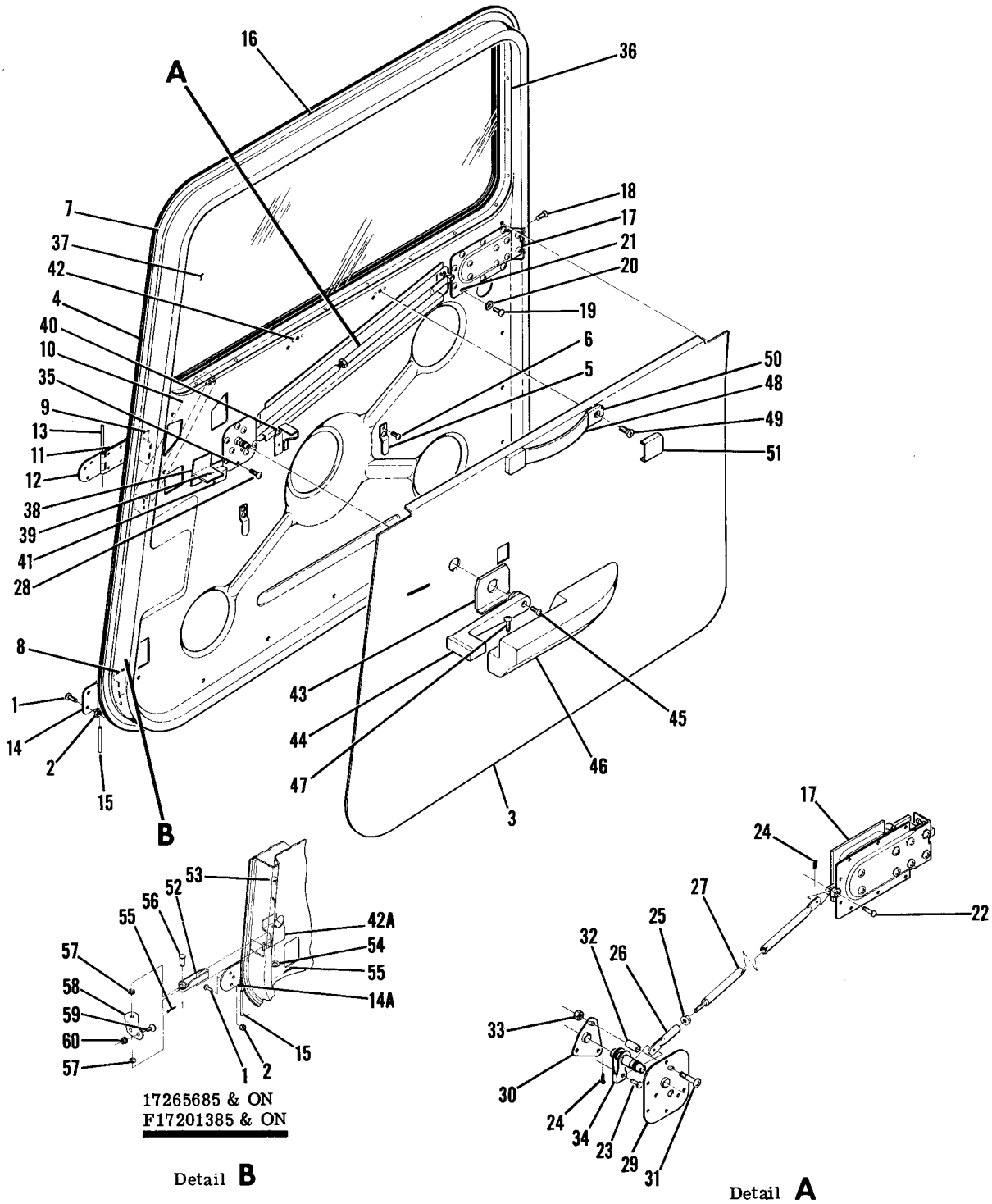


Figure 46. RH Cabin Door Assembly

FIGURE AND INDEX NO.	PART NUMBER	DESCRIPTION	UNITS PER ASSY	USABLE ON CODE
46 -	1217046-4	BASE PLATE ASSY ----- ATTACHING PARTS -----	1	
-28	NAS220-4	SCREW ----- -----*	5	
-29	1217046-5	PLATE ASSY -----	1	
-30	1217046-6	BEARING ASSY ----- ATTACHING PARTS -----	1	
-31	NAS221-15	SCREW -----	3	
-32	NAS43HT3-45	SPACER -----	3	
-33	MS20364-1032C	NUT ----- -----*	3	
-34	1217050-4	SHAFT ASSY -----	1	
-35	NAS697A08	NUTPLATE -----	5	
-36	1210040-10	RETAINER-WINDOW -----	1	
-37	1210040-23	GLASS ASSY-WINDOW -----	1	
	1210040-8	GLASS ASSY-WINDOW TINTED -----	1	
-38	0517014-1	SUPPORT ASSY-ARMREST -----	1	
-39	NAS697A08	NUTPLATE -----	1	
-40	0517013-2	SUPPORT ASSY-ARMREST -----	1	
-41	0517015-1	SUPPORT ASSY-ARMREST -----	1	
-42	NAS697A3	NUTPLATE-ASSIST STRAP -----	2	
-42A	0517018-3	BRACKET-DOOR STOP -----	1	B
-43	0705042-1	ESCUTCHEON-DOOR HANDLE -----	1	
-44	1217053-2	HANDLE-CABIN DOOR ----- ATTACHING PARTS -----	1	
-45	NAS388-10-74	* SCREW SELF-LOCKING ----- -----*	1	
-46	0717011-2	# ARMREST ASSY ----- ATTACHING PARTS -----	1	
-47	AN515-8R12	SCREW ----- -----*	1	
-48	S1362-25	HANDLE ASSY-ASSIST ----- ATTACHING PARTS -----	1	
-49	AN507-1032R10	SCREW ----- -----*	2	
-50	S1362-2	CLAMP -----	2	
-51	S1362-24	CAP -----	2	
-52	0517018-4	STOP-SPRING ----- ATTACHING PARTS -----	1	B
-53	MS20392-4C47	PIN -----	1	
-54	AN9600516L	WASHER -----	1	
-55	MS24665-281	PIN-COTTER -----	2	
-56	MS20392-4C17	PIN -----	1	
-57	0517018-5	WASHER ----- -----*	2	
-58	0517018-2	BRACKET-DOOR STOP RH ----- ATTACHING PARTS -----	1	B
-59	NAS514P428-10	SCREW -----	2	
-60	MS21042L4	NUT ----- -----*	2	
<p>NOTE. #THIS PART MUST HAVE A SECOND DASH NUMBER ADDED TO DENOTE COLOR. REFER TO HOW TO ORDER UPHOLSTERED PARTS-PAGE VI.</p> <p>NOTE. *WHEN ORDERING THIS PART INCLUDE ENTIRE NOMENCLATURE.</p> <p>NOTE. #TINTED GLASS NOT USED ON FRENCH AIRCRAFT.</p> <p>NOTE. **WHEN INITIALLY ORDERING THIS PART FOR AIRCRAFT PRIOR TO SERIALS 17265288 & F17201385 THE 0517021-1 PUSH ROD ASSY MUST BE ORDERED.</p> <p>A---172 SERIAL 17263459 THRU 17265684 F172 SERIAL F17201235 THRU F17201384</p> <p>B---172 SERIAL 17265685 & ON F172 SERIAL F17201385 & ON</p>				

Door & Window (Cont)

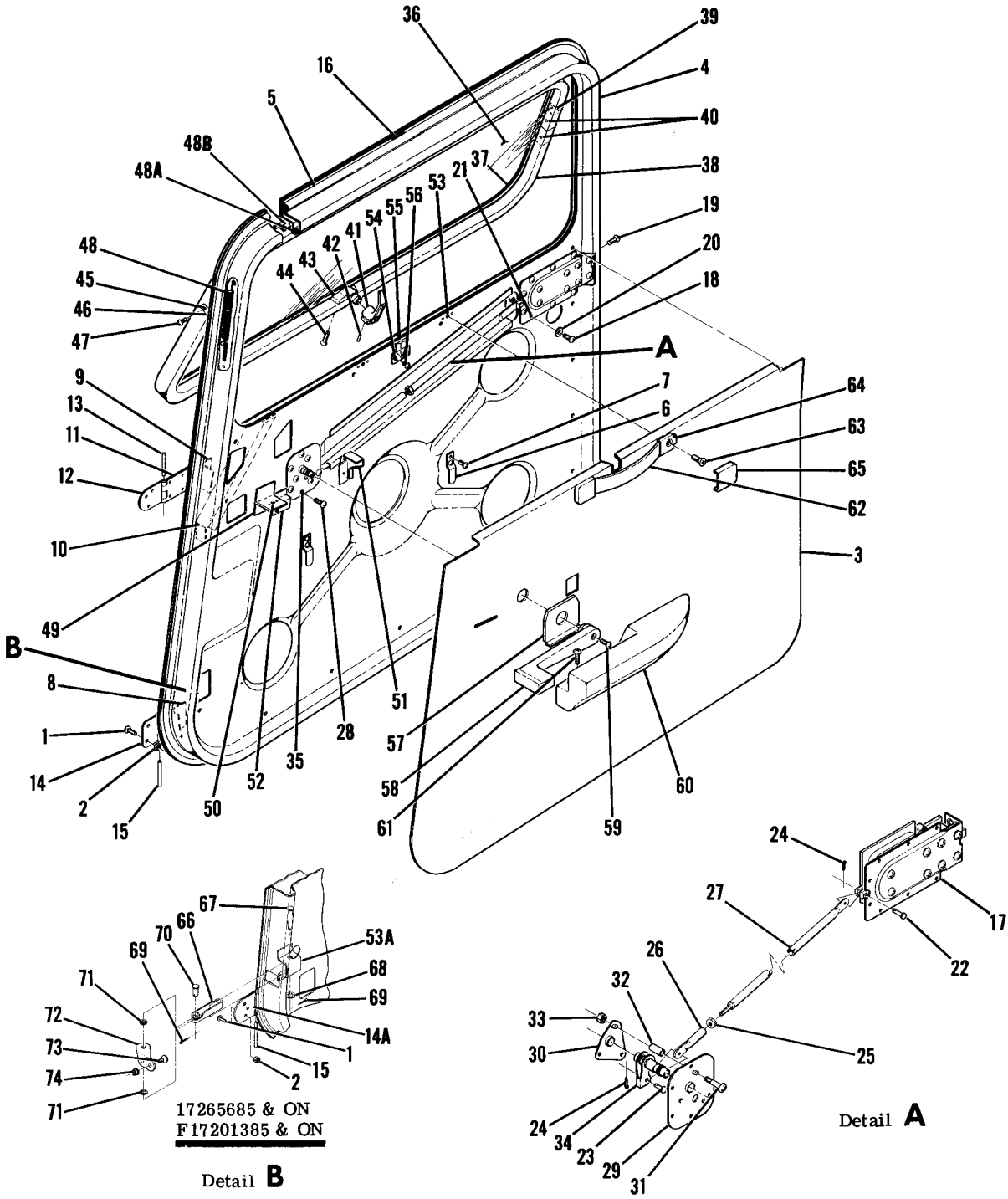


Figure 47. RH Cabin Door Assembly (Openable Window)



FIGURE AND INDEX NO.	PART NUMBER	DESCRIPTION							UNITS PER ASSY	USABLE ON CODE
		1	2	3	4	5	6	7		
47 -		CABIN DOOR ASSEMBLY-RH OPENABLE WINDOW -----							NP	
		ATTACHING PARTS -----								
- 1	AN520-10R8								5	A
	AN520-10R8								6	B
- 2	MS21044N3								5	A
	MS21044N3								6	B
		-----*								
- 3	0515005-22	#							1	A
	0515005-45	#							1	B
	S1933-1								17	
- 4	0511803-26								1	A
- 5	S1346-1								1	
- 6	0511463-1								2	
- 7	S1021Z4-4								2	
- 8	0511461-1								1	
- 9	0511464-1								1	
-10	0511469-2								1	
	0511280-2								1	
-11	0511238-2								1	
-12	0511237-2								1	
-13	0711001-59								1	
	0511280-4								1	A
	0517019-2								1	B
-14	0511239-4								1	A
	0517019-6								1	B
	0511239-2								1	A
-14A	0517019-4								1	A
-15	0411579-3								1	B
-16	A1663-022-1								1	A
-17	SEE FIG 48								1	A
-18	AN525-832R6								2	
-19	S1021Z6-6								8	
-20	AN936B6								8	
-21	NAS395-3-3								8	
	0517021-1								1	
-22	MS20392-1C15								1	
-23	MS20392-1C9								1	
-24	MS24665-132								2	
-25	AN315-4R								1	
-26	0517021-4	**							1	
-27	0517021-5	**							1	
	1217046-4								1	
-28	NAS220-4								5	
-29	1217046-5								1	
-30	1217046-6								1	
-31	NAS221-15								3	
-32	NAS43HT3-45								3	
-33	MS20364-1032C								3	
-34	1217050-4								1	
-35	NAS697A08								5	
	0711050-24								1	
-36	0711051-1								1	
	0711051-2	%							1	
-37	0711051-5								1	
-38	0711050-6								1	
-39	0711050-7								1	
-40	CR763								6	
-41	S1483-1								1	
-42	NAS561P3-8								1	

CONTINUED ON NEXT PAGE

FIGURE AND INDEX NO.	PART NUMBER	DESCRIPTION							UNITS PER ASSY	USABLE ON CODE
		1	2	3	4	5	6	7		
47 -43	1411202-201	BRACKET ASSY-WINDOW LATCH -----							1	
-44	NAS514P1032-14	ATTACHING PARTS								
		SCREW -----							2	
		-----*								
	NAS43HT3-34	SPACER -----							2	
-45	S1613-3-75	RIVNUT -----							1	
-46	0711021-11	ARM ASSY -----							1	
		ATTACHING PARTS								
-47	AN525-10R8	SCREW -----							1	
	0711021-12	SPACER -----							1	
		-----*								
-48	0711021-9	SPRING -----							1	
-48A	S2195-2	TRIM-WINDOW 84.0 IN LG BKI REF S2195-2-84.00 ---							1	
	S2108-1	SEAL-WINDOW 84.0 IN LG BKI REF S2108-1-84.00 ---							1	
-48B	0411185-7	HINGE ASSY-WINDOW -----							2	
	0411185-6	HINGE HALF-LWR -----							1	
	0411185-5	HINGE HALF-UPR -----							1	
	0411185-4	PIN-HINGE -----							1	
-49	0517014-1	SUPPORT ASSY-ARMREST -----							1	
-50	NAS697A08	NUTPLATE -----							1	
-51	0517013-2	SUPPORT-ARMREST -----							1	
-52	0517015-1	SUPPORT-ARMREST -----							1	
-53	NAS697A3	NUTPLATE-ASSIST STRAP -----							2	
-53A	0517018-3	BRACKET-DOOR STOP -----							1	B
-54	NAS1329-08K75	NUT-STRIKE PLATE -----							2	
-55	0517002-1	PLATE-STRIKER -----							1	
		ATTACHING PARTS								
-56	S102128-8	SCREW -----							2	
		-----*								
-57	0705042-1	ESCUTCHEON-DOOR HANDLE -----							1	
-58	1217053-2	HANDLE-CABIN DOOR -----							1	
		ATTACHING PARTS								
-59	NAS388-10-7P *	SCREW SELF LOCKING -----							1	
		-----*								
-60	0717011-2 #	ARMREST ASSY -----							1	
		ATTACHING PARTS								
-61	AN515-8R12	SCREW -----							1	
		-----*								
-62	S1362-25	HANDLE ASSY-ASSIST -----							1	
		ATTACHING PARTS								
-63	AN507-1032R10	SCREW -----							2	
		-----*								
-64	S1362-2	CLAMP -----							2	
-65	S1362-24	CAP -----							2	
-66	0517018-3	STOP-SPRING -----							1	B
		ATTACHING PARTS								
-67	MS20392-4C47	PIN -----							1	
-68	AN960D516L	WASHER -----							1	
-69	MS24665-281	PIN-COTTER -----							2	
-70	MS20392-4C17	PIN -----							1	
-71	0517018-5	WASHER -----							2	
		-----*								
-72	0517018-2	BRACKET-DOOR STOP RH -----							1	B
		ATTACHING PARTS								
-73	NAS514P428-10	SCREW -----							2	
-74	MS21042L4	NUT -----							2	
		-----*								
<p>NOTE. #THIS PART MUST HAVE A SECOND DASH NUMBER ADDED TO DENOTE COLOR. REFER TO HOW TO ORDER UPHOLSTERED PARTS-SEE PAGE VI.</p> <p>NOTE. *WHEN ORDERING THIS PART INCLUDE ENTIRE NOMENCLATURE.</p> <p>NOTE. *TINTED GLASS NOT USED ON FRENCH AIRCRAFT.</p> <p>NOTE. **WHEN INITIALLY ORDERING THIS PART FOR AIRCRAFT PRIOR TO SERIALS 17265288 & F17201385 THE 0517021-1 PUSH ROD ASSY MUST BE ORDERED.</p> <p>A---172 SERIAL 17263459 THRU 17265684 F172 SERIAL F17201235 THRU F17201384 B---172 SERIAL 17265685 & ON F172 SERIAL F17201385 & ON</p>										

This page intentionally left blank.

Door & Window (Cont)

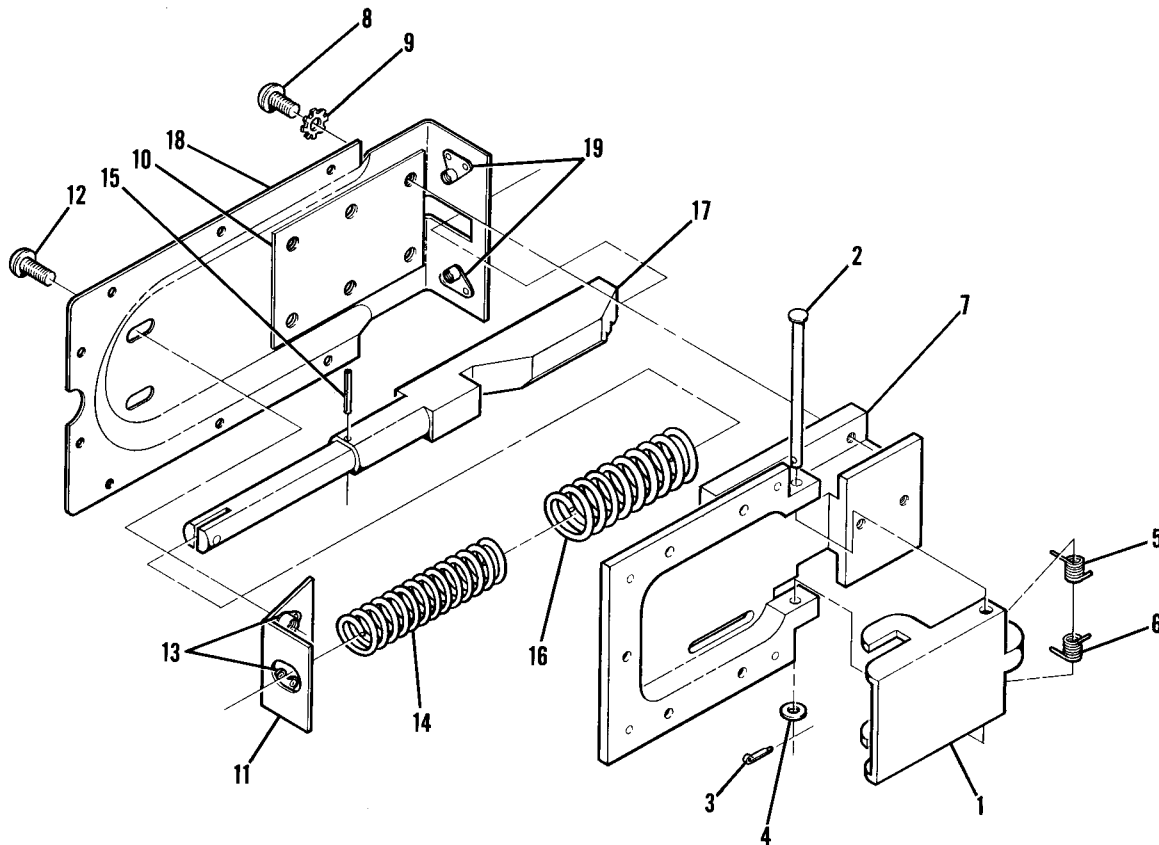


Figure 48. Cabin Door Latch Assembly

FIGURE AND INDEX NO.	PART NUMBER	DESCRIPTION	UNITS PER ASSY	USABLE ON CODE		
					1	2
48 -	0517012-1	LATCH ASSEMBLY-CABIN DOOR LH -----	1			
	0517012-2	LATCH ASSEMBLY-CABIN DOOR RH -----	1			
- 1	0417010-2	HANDLE ASSY-DOOR LATCH -----	1			
		ATTACHING PARTS				
- 2	MS20392-1C67	PIN -----	1			
- 3	MS24665-132	COTTER PIN -----	1			
- 4	AN960-4	WASHER -----	1			
- 5	0511261-4	SPRING -----	1			
- 6	0511261-5	SPRING -----	1			
		---*---				
- 7	0511258-1	HOUSING ASSY-DOOR LATCH -----	1			
		ATTACHING PARTS				
- 8	AN525-832R6	SCREW -----	6			
- 9	AN93688	WASHER -----	6			
-10	0511264-1	SPACER -----	1			
		---*---				
-11	0511266-1	SUPPORT ASSY-BOLT -----	1			
		ATTACHING PARTS				
-12	AN525-832R7	SCREW -----	2			
		---*---				
-13	NAS698A08	NUTPLATE -----	2			
-14	0511261-3	SPRING-BOLT -----	1			
-15	NAS561-3-14	ROLL PIN -----	1			
-16	0511261-2	SPRING-BOLT -----	1			
-17	0511260-3	BOLT-DOOR LATCH LH -----	1			
	0511260-4	BOLT-DOOR LATCH RH -----	1			
-18	0517011-1	PLATE ASSY-DOOR LATCH -----	1			
-19	NAS698A08	NUTPLATE -----	2			

Baggage Door

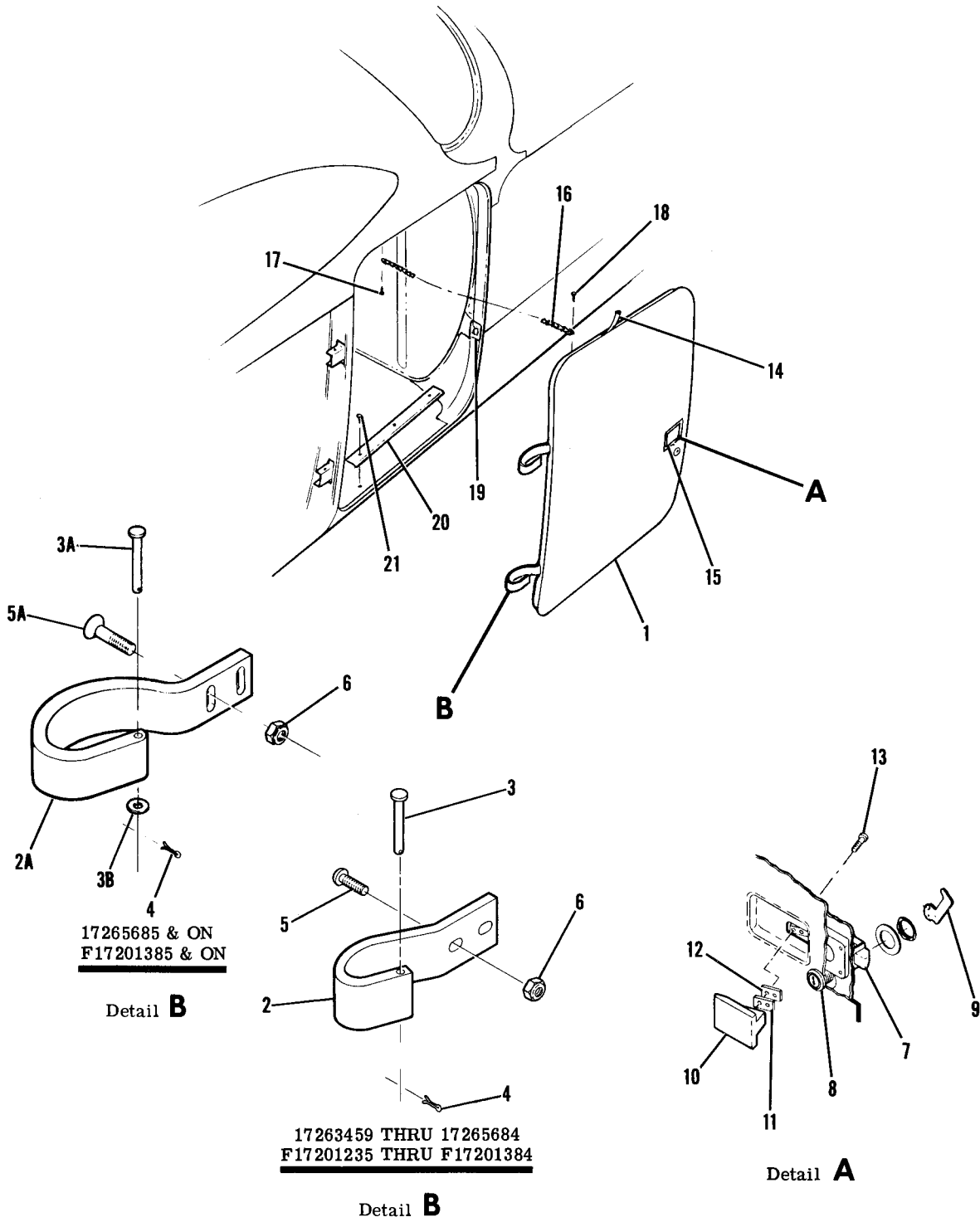


Figure 49. Baggage Door Installation

FIGURE AND INDEX NO.	PART NUMBER	DESCRIPTION	UNITS PER ASSY	USABLE ON CODE
49 -		1 2 3 4 5 6 7		
- 1	0717000-13 0717000-16	BAGGAGE DOOR INSTALLATION ----- DOOR ASSY-BAGGAGE ----- DOOR ASSY-BAGGAGE -----	NP 1 1	A B
		ATTACHING PARTS		
- 2	0711102	HINGE -----	2	A
- 2A	0512200-1	HINGE -----	2	B
- 3	MS20392-1C49	CLEVIS PIN -----	2	A
- 3A	MS20392-1C39	CLEVIS PIN -----	2	B
- 3B	AN960PD4	WASHER -----	2	B
- 4	MS24665-132	COTTER PIN -----	2	
- 5	AN520-10R10	SCREW -----	4	A
- 5A	AN509-10R10	SCREW -----	4	B
- 6	MS21044N3	NUT -----	4	

- 7	S1359-8	LATCH ASSY-BAGGAGE DOOR -----	1	
- 8	C253001-0101	LOCK ASSY-DOOR -----	1	
- 9	0711111-1	CAM -----	1	
-10	0711705-1	HANDLE-OUTSIDE -----	1	
		ATTACHING PARTS		
-11	0711709-1	SPACER -----	1	
-12	0711709-2	SHIM -----	1	
-13	M31A832R6C	SCREW -----	2	

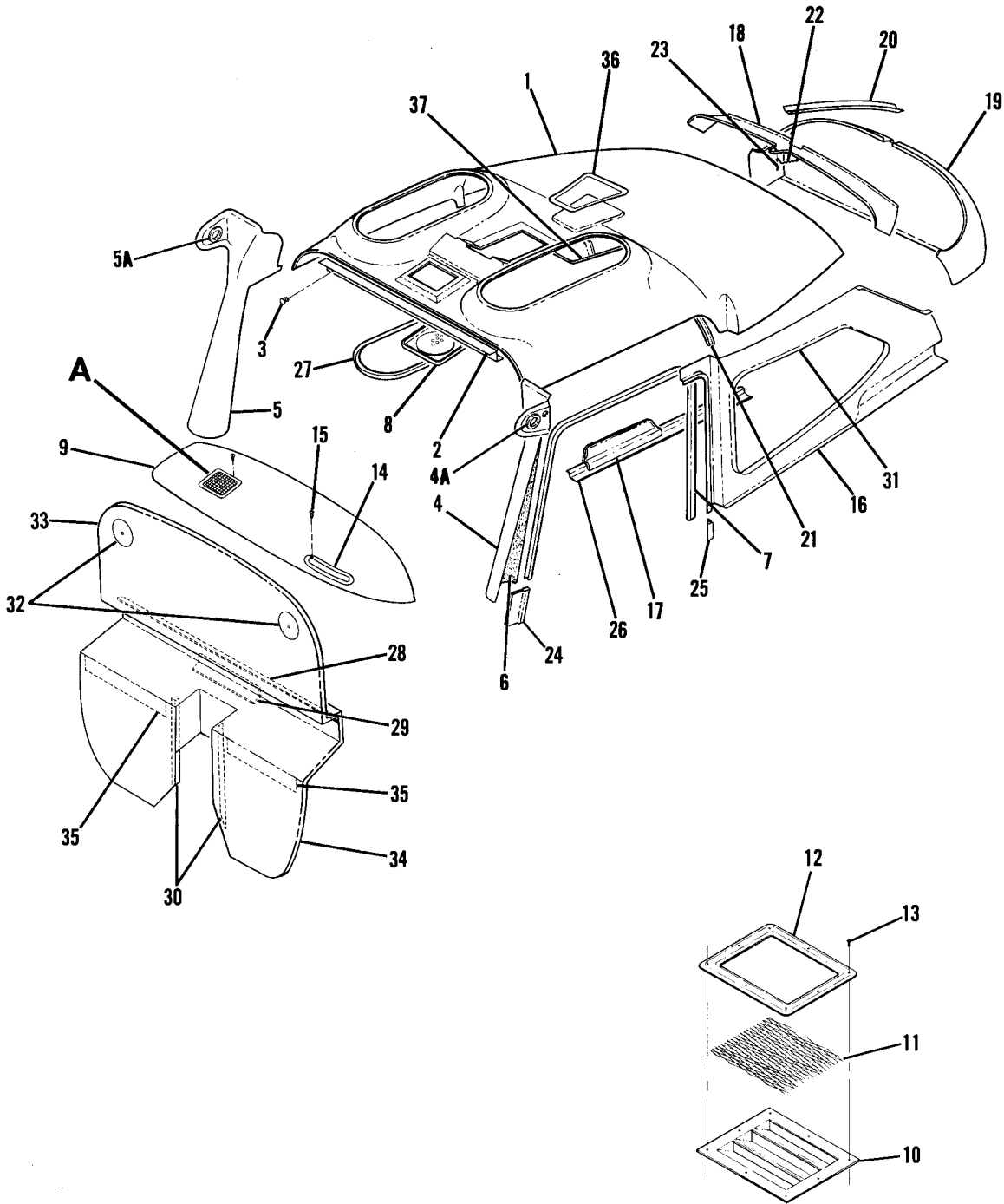
-14	S1084-1	SEAL 80.00 IN LG BKI REF S1084-1-80.00 -----	1	
-15	0711707-4	PAN -----	1	
-16	0500210-5	CHAIN ASSY-BAGGAGE DOOR -----	1	
		ATTACHING PARTS		
-17	AN515-8R8	SCREW -----	1	
-18	AN525-832R8	SCREW -----	1	

-19	0311319-1	PLATE-BAGGAGE DOOR LATCH -----	1	
		ATTACHING PARTS		
	AN515-8R6	SCREW -----	2	

-20	0311623-1	SCUFF PLATE -----	1	
		ATTACHING PARTS		
-21	S1021Z4-4	SCREW -----	3	

		A---172 SERIAL 17263459 THRU 17265684 F172 SERIAL F17201235 THRU F17201384		
		B---172 SERIAL 17265685 & ON F172 SERIAL F17201385 & ON		

Upholstery



Detail **A**

Figure 50. Cabin Top & Firewall Upholstery Installation

FIGURE AND INDEX NO.	PART NUMBER		DESCRIPTION	UNITS PER ASSY	USABLE ON CODE
1 2 3 4 5 6 7					
50 -			UPHOLSTERY INSTALLATION-CABIN TOP & FIREWALL -----	NP	
- 1	0514062-11		HEADLINER -----	1	
	0514062-12		HEADLINER USED WITH SKYLIGHT -----	1	
	S1021Z4-6		ATTACHING PARTS		
			SCREW -----	3	
			-----*		
- 2	0514067-1		SHIELD-FRONT SPAR -----	1	
			ATTACHING PARTS		
- 3	S1898-2		STUD -----	3	
			-----*		
- 4	0413484-18	□	SHIELD ASSY-LH DOORPOST -----	1	A
	0413484-22	□	SHIELD ASSY-LH DOORPOST -----	1	B
- 4A	0415023-3	□	ESCUTCHEON ASSY-LH -----	1	B
- 5	0515026-6	□	SHIELD ASSY-RH DOORPOST -----	1	A
	0515026-8	□	SHIELD ASSY-RH DOORPOST -----	1	B
- 5A	0415023-1	□	ESCUTCHEON ASSY-RH -----	1	B
- 6	0513425-1		PAD-DOORPOST SHIELD -----	2	
- 7	S2195-2		TRIM-WINDOW 60.00 IN LG BKI REF S2195-2-60.00 -----	2	
- 8	0514068-2	□	COVER ASSY-SPEAKER -----	1	
			ATTACHING PARTS		
	S1021Z6-10		SCREW -----	4	
			-----*		
- 9	0500210-108	□	COVER-COWL DECK -----	1	
-10	0513419-1		LOUVER-RADIO VENT -----	1	
-11	0500210-131		GRILL-VENT -----	1	
-12	0513348-1		RETAINER-COWL DECK COVER -----	1	
			ATTACHING PARTS		
-13	S1021Z8-8		SCREW -----	8	
	NAS446-4-3		NUT -----	8	
			-----*		
-14	0713046		RETAINER-UPHOLSTERY -----	1	
			ATTACHING PARTS		
-15	S1021Z4-6		SCREW -----	4	
			-----*		
-16	0515027-1	□	MOULDING-WINDOW LH -----	1	
	0515027-2	□	MOULDING-WINDOW RH -----	1	
-17	0515010-10	□	TRAY-SHOULDER HARNESS -----	2	
			ATTACHING PARTS		
	S1021A4-6		SCREW -----	2	
			-----*		
-18	0515014-1	□	MOULDING-REAR WINDOW UPPER -----	1	
	S1948-2	⌘	TRIM-EXTRUDED -----	AR	
-19	0500210-135	□	MOULDING-REAR WINDOW LOWER -----	1	
	S1948-2	⌘	TRIM-EXTRUDED -----	AR	
-20	0500210-44	□	COVER-CENTER POST -----	1	
-21	0514113-1	□	TIARA ASSY -----	1	
			ATTACHING PARTS		
	S1021Z4-6		SCREW -----	4	
			-----*		
-22	0515008-1		COAT HANGER -----	1	
			ATTACHING PARTS		
-23	AN525-10R12		SCREW -----	2	
			-----*		
-24	0715049-2	□	SPLICE-LH FWD -----	2	
-25	0514120-1	□	SPLICE-AFT -----	2	
-26	0514024-1		RETAINER-HEADLINER LH -----	1	
	0514024-2		RETAINER-HEADLINER RH -----	1	
			ATTACHING PARTS		
	S1021Z4-4		SCREW -----	5	
			-----*		

CONTINUED ON NEXT PAGE

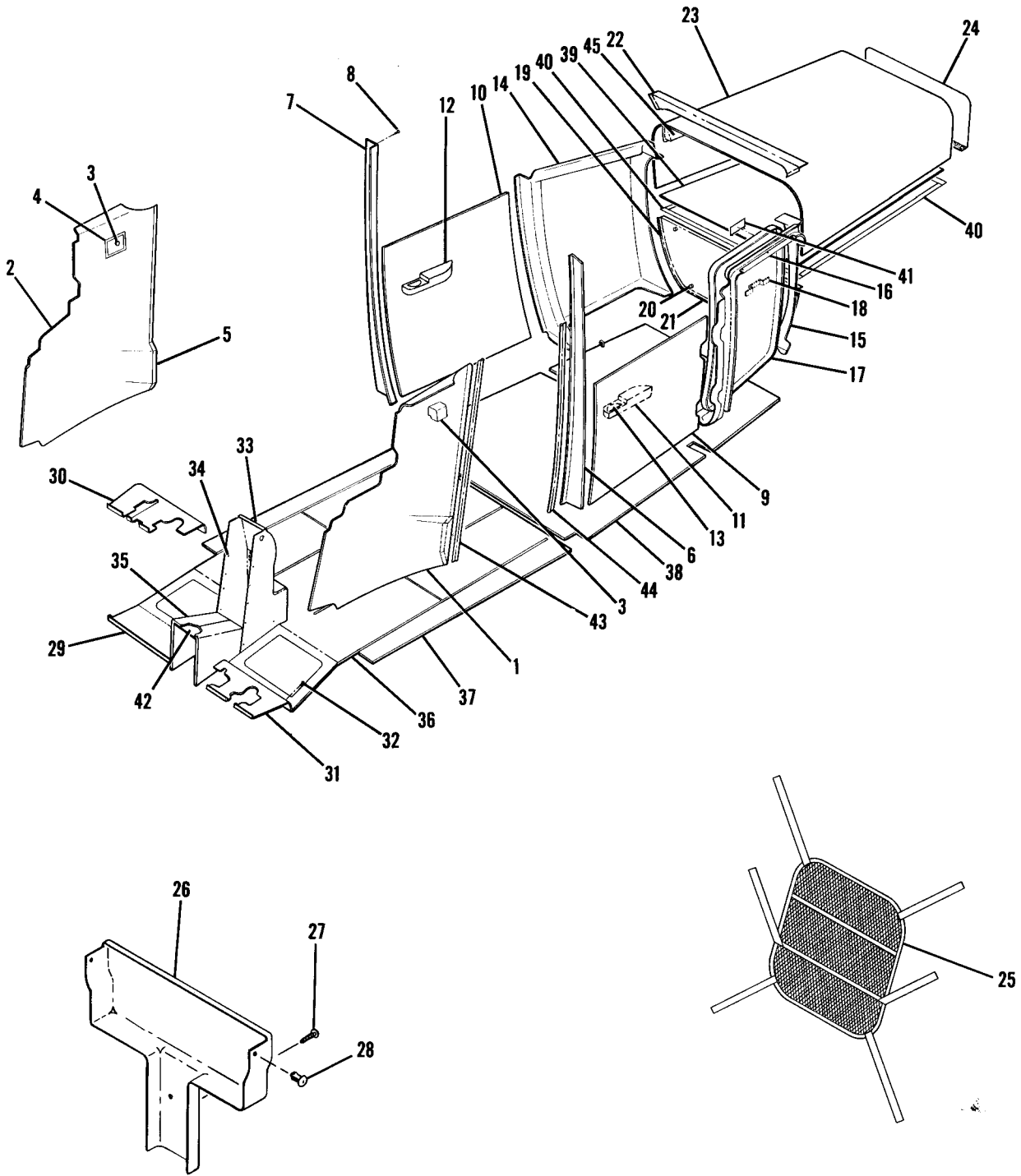
FIGURE AND INDEX NO.	PART NUMBER		DESCRIPTION							UNITS PER ASSY	USABLE ON CODE
			1	2	3	4	5	6	7		
50 -27	0514064-1	□	RETAINER-SKYLIGHT	-----	-----	-----	-----	-----	-----	2	
	S1021Z4-6		ATTACHING PARTS	-----	-----	-----	-----	-----	-----	4	
			SCREW	-----	-----	-----	-----	-----	-----		
			---*---	-----	-----	-----	-----	-----	-----		
-28	0511033-30		ANGLE	-----	-----	-----	-----	-----	-----	1	
	S1021Z4-6C		ATTACHING PARTS	-----	-----	-----	-----	-----	-----	5	
			SCREW	-----	-----	-----	-----	-----	-----		
			---*---	-----	-----	-----	-----	-----	-----		
-29	0513109-21		RETAINER	-----	-----	-----	-----	-----	-----	1	
	S1021Z4-6C		ATTACHING PARTS	-----	-----	-----	-----	-----	-----	5	
			SCREW	-----	-----	-----	-----	-----	-----		
			---*---	-----	-----	-----	-----	-----	-----		
-30	0511033-7		ANGLE	-----	-----	-----	-----	-----	-----	2	
	S1021Z4-6C		ATTACHING PARTS	-----	-----	-----	-----	-----	-----	2	
	NAS446-2-3		SCREW	-----	-----	-----	-----	-----	-----	2	
			NUT	-----	-----	-----	-----	-----	-----	2	
			---*---	-----	-----	-----	-----	-----	-----		
-31	S1948-2	⊗	TRIM-WINDOW	-----	-----	-----	-----	-----	-----	AR	
-32	0400123-1		DISC	-----	-----	-----	-----	-----	-----	2	
	S1021Z10-10		ATTACHING PARTS	-----	-----	-----	-----	-----	-----	1	
	NAS446-5-3		SCREW	-----	-----	-----	-----	-----	-----	1	
			NUT	-----	-----	-----	-----	-----	-----	1	
			---*---	-----	-----	-----	-----	-----	-----		
-33	0500210-48		COVER-UPPER FIREWALL	-----	-----	-----	-----	-----	-----	1	
-34	0500210-49		COVER-LOWER FIREWALL	-----	-----	-----	-----	-----	-----	1	
-35	0700103-131		STRIP	-----	-----	-----	-----	-----	-----	2	
-36	0515031-1		SUPPORT-INERTIA REEL COVER	-----	-----	-----	-----	-----	-----	1	
-37	0515030-1	□	COVER-INERTIA REEL	-----	-----	-----	-----	-----	-----	1	
	S1021Z4-6		ATTACHING PARTS	-----	-----	-----	-----	-----	-----	4	
			SCREW	-----	-----	-----	-----	-----	-----		
			---*---	-----	-----	-----	-----	-----	-----		
			NOTE. □THIS PART NUMBER MUST HAVE A SECOND DASH NUMBER ADDED TO DENOTE COLOR. REFER TO HOW TO ORDER INTERIOR PARTS-PAGE VII.								
			NOTE. ⊗REFER TO FIGURE 1 FOR SECOND DASH NUMBER TO DEFINE COLOR REQUIRED.								
			A---172 SERIAL 17263459 THRU 17265684 F172 SERIAL F17201235 THRU F17201384								
			B---172 SERIAL 17265685 & ON F172 SERIAL F17201385 & ON								



FIGURE AND INDEX NO.	PART NUMBER		DESCRIPTION	UNITS PER ASSY	USABLE ON CODE
51 -			UPHOLSTERY INSTALLATION-CABIN SIDE PANELS & FLOORBOARD -----	NP	
- 1	0515005-17	#	SIDE PANEL ASSY-FWD LH -----	1	A
	0515032-1	#	SIDE PANEL ASSY-FWD LH -----	1	B
- 2	0515005-18	#	SIDE PANEL ASSY-FWD RH -----	1	A
	0515032-2	#	SIDE PANEL ASSY-FWD RH -----	1	B
- 3	0411030-6		ASH TRAY -----	2	
- 4	0411030-5		RETAINER-ASH TRAY -----	2	
			ATTACHING PARTS		
	S1021Z4-8		SCREW -----	2	
	NAS446-1		NUT -----	2	
			---*---		
- 5	0515020-1		RETAINER-UPHOLSTERY -----	2	
			ATTACHING PARTS		
	S1021Z4-6		SCREW -----	2	
			---*---		
- 6	0515028-1	□	COVER-AFT DOORPOST LH -----	1	
- 7	0515028-2	□	COVER-AFT DOORPOST RH -----	1	
			ATTACHING PARTS		
- 8	S1021Z6-6		SCREW -----	6	
			---*---		
- 9	0515005-5	#	SIDE PANEL ASSY-LH -----	1	A
	0515032-5	#	SIDE PANEL ASSY-LH -----	1	B
-10	0515005-6	#	SIDE PANEL ASSY-RH -----	1	A
	0515032-6	#	SIDE PANEL ASSY-RH -----	1	B
-11	0715039-3	#	ARMREST ASSY-REAR LH -----	1	
-12	0715039-4	#	ARMREST ASSY-REAR RH -----	1	
			ATTACHING PARTS		
	AN520-10R12		SCREW -----	2	
			---*---		
-13	S1957-2		ASH TRAY -----	2	
-14	0500210-97	□	PANEL-BAGGAGE COMPARTMENT RH -----	1	
-15	0515018-1	□	COVER-BAGGAGE DOOR FRAME AFT -----	1	
	0500210-95	□	COVER-BAGGAGE DOOR FRAME FWD -----	1	A
	0515036-1	□	COVER-BAGGAGE DOOR FRAME FWD -----	1	B
-16	0500210-99		RETAINER-UPHOLSTERY -----	1	
-17	0717000-12	□	PANEL-BAGGAGE COMPARTMENT -----	1	A
	0717000-18	□	PANEL-BAGGAGE COMPARTMENT -----	1	B
			ATTACHING PARTS		
	XH996 08F1099		STUD UC -----	8	
			---*---		
-18	S1273-1		HANDLE-BAGGAGE DOOR -----	1	
			ATTACHING PARTS		
	AN515-8R8		SCREW -----	2	
			---*---		
-19	0515012-1	□	PANEL-BAGGAGE COMPARTMENT LWR FWD -----	1	
			ATTACHING PARTS		
-20	H559-3-1		GROMMET HLW -----	4	
	H323-3-1-1		PLUNGER HLW -----	4	
			---*---		
-21	S1441-1		SEAL 19.00 IN LG BKI REF S1441-1-19.00 -----	1	
-22	0515012-2	□	MOULDING-BAGGAGE COMPARTMENT -----	1	
			ATTACHING PARTS		
	S1021Z6-6		SCREW -----	3	
			---*---		
-23	0515015-1	□	PANEL ASSY-BAGGAGE COMPARTMENT UPR -----	1	
			ATTACHING PARTS		
	S1022A4-6		SCREW -----	3	
			---*---		
	S2092-1		HOOK-FABRIC FASTENER * IN LG BKI REF S2092-1-* -	AR	
-24	0515019-3	□	PANEL ASSY-BAGGAGE COMPARTMENT -----	1	
	S2092-1		HOOK-FABRIC FASTENER * IN LG BKI REF S2092-1-* -	AR	
	S2092-2		PILE-FABRIC FASTENER * IN LG BKI REF S2092-2-* -	AR	

CONTINUED ON NEXT PAGE

Upholstery (Cont)



17263459 THRU 17265684
F17201235 THRU F17201384

Figure 51. Cabin Side Panels & Floorboard Upholstery Installation

FIGURE AND INDEX NO.	PART NUMBER		DESCRIPTION	UNITS PER ASSY	USABLE ON CODE
			1 2 3 4 5 6 7		
51 -25	2015009-5		NET-BAGGAGE ----- ATTACHING PARTS -----	1	
	1211203-1		EYEBOLT -----	6	
	1200127-1		WASHER ----- ---*---	6	
-26	0500403-1	□	COVER-CONTROL YOKE SKYHAWK & SKYHAWK II ONLY ----- ATTACHING PARTS -----	1	A
-27	S102126-6		SCREW -----	2	
-28	S1878-1		STUD ----- ---*---	2	
-29	1713049-8		SHIELD-RUDDER BAR RH -----	1	
-30	0513058-1		SHIELD-RUDDER BAR RH DUAL CONTROLS -----	1	
	0513058-2		SHIELD-RUDDER BAR RH FLOATPLANE ONLY ----- ATTACHING PARTS -----	1	
	S102126-8		SCREW -----	8	
	NAS446-4-3		NUT ----- ---*---	4	
-31	0513057-1		SHIELD-RUDDER BAR LH -----	1	
	0513057-2		SHIELD-RUDDER BAR LH FLOATPLANE ONLY ----- ATTACHING PARTS -----	1	
-32	S102126-8		SCREW -----	8	
	NAS446-4-3		NUT ----- ---*---	4	
-33	0500233-14	□	COVER-CONSOLE ----- ATTACHING PARTS -----	1	
-34	S1878-1		STUD ----- ---*---	14	
-35	0500210-76	#	CARPET ASSY-TUNNEL -----	1	
-36	0515016-2	#	CARPET ASSY-FWD -----	1	
-37	0515016-3	#	CARPET ASSY-CTR -----	1	
-38	0515016-4	#	CARPET ASSY-AFT ----- ATTACHING PARTS -----	1	
	S1021A4-6		SCREW -----	AR	
	S2092-1		HOOK-FABRIC FASTENER * IN LG BKI REF S2092-1-* ----- ---*---	AR	
-39	0515016-5		CARPET ASSY-UPR BAGGAGE AREA ----- ATTACHING PARTS -----	1	
-40	S2092-1		HOOK-FABRIC FASTENER * IN LG BKI REF S2092-1-* -----	AR	
	S1022A4-6		SCREW -----	AR	
	S1066C1		WASHER ----- ---*---	AR	
-41	SEE FIG 2		PLACARD-BAGGAGE CAPACITY -----	1	
-42	0513380-2		PLATE-TUNNEL ----- ATTACHING PARTS -----	1	
	S102128-6		SCREW ----- ---*---	4	
-43	0700668-13		WINDLACE-FWD -----	2	
-44	0700668-14		WINDLACE-AFT -----	2	
-45	0515009-1	□	COVER ASSY-EMERGENCY LOCATOR TRANSMITTER -----	1	
	H559-3-1		GROMMET HLW -----	2	
	H323-3-1-1		PLUNGER HLW -----	2	
	SEE FIG 2		PLACARD-EMERGENCY LOCATOR TRANSMITTER -----	1	

NOTE. #THIS PART NUMBER MUST HAVE A SECOND DASH NUMBER ADDED TO DENOTE COLOR. REFER TO HOW TO ORDER UPHOLSTERED PARTS-SEE PAGE VI.

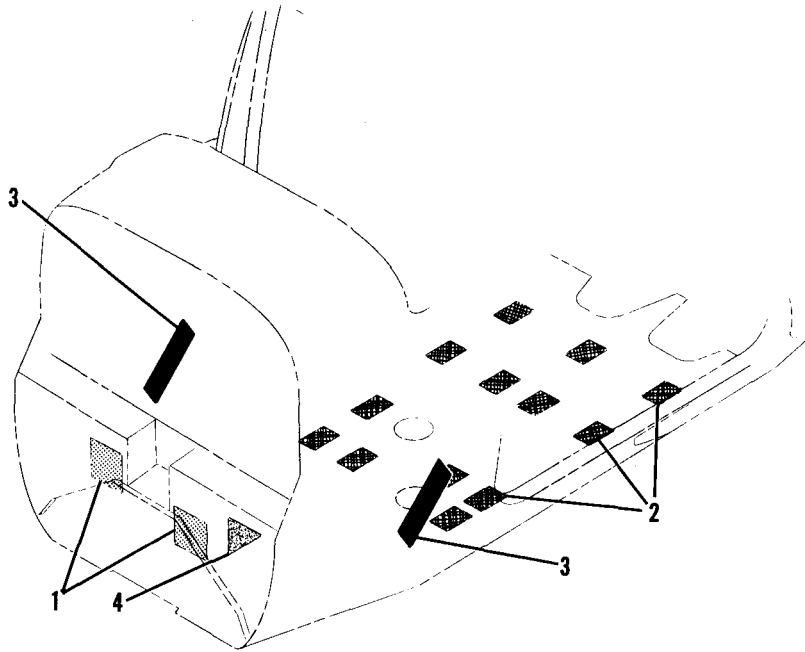
NOTE. □THIS PART NUMBER MUST HAVE A SECOND DASH NUMBER ADDED TO DENOTE COLOR. REFER TO HOW TO ORDER INTERIOR PARTS-SEE PAGE VII.

NOTE. *LENGTH TO BE ADDED LATER.

A---172 SERIAL 17263459 THRU 17265684
F172 SERIAL F17201235 THRU F17201384

B---172 SERIAL 17265685 & ON
F172 SERIAL F17201385 & ON

Soundproofing

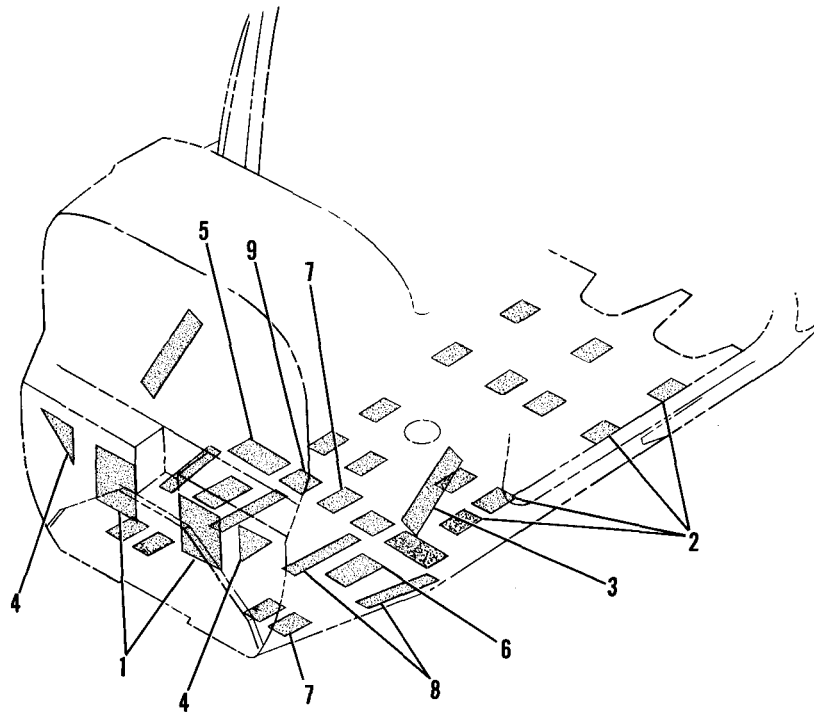


172 SERIAL 17263459 THRU 17265684
 F172 SERIAL F17201235 THRU F17201384

Figure 52. Soundproofing Installation

FIGURE AND INDEX NO.	PART NUMBER	DESCRIPTION	UNITS PER ASSY	USABLE ON CODE
52 -		1 2 3 4 5 6 7		
- 1	1700127-1	SOUNDPROOFING INSTALLATION-FUSELAGE -----	NP	A
- 2	1700127-3	PANEL-SOUNDPROOFING -----	2	
- 3	1700127-4	PANEL-SOUNDPROOFING -----	13	
- 4	1700127-6	PANEL-SOUNDPROOFING -----	2	
		PANEL-SOUNDPROOFING -----	1	
		A---172 SERIAL 17263459 THRU 17265684 F172 SERIAL F17201235 THRU F17201384		

Soundproofing (Cont)



172 SERIAL 17265685 & ON
F172 SERIAL F17201385 & ON

Figure 52A. Soundproofing Installation

FIGURE AND INDEX NO.	PART NUMBER	DESCRIPTION	UNITS PER ASSY	USABLE ON CODE
52A-		<p style="text-align: center;">1 2 3 4 5 6 7</p> <p>SOUNDPROOFING INSTALLATION-FUSELAGE -----</p>	NP	A
- 1	1700127-1	PANEL-SOUNDPROOFING -----	2	
- 2	1700127-3	PANEL-SOUNDPROOFING -----	13	
- 3	1700127-4	PANEL-SOUNDPROOFING -----	2	
- 4	1700127-6	PANEL-SOUNDPROOFING -----	1	
- 5	1700127-9	PANEL-SOUNDPROOFING -----	2	
- 6	1700127-10	PANEL-SOUNDPROOFING -----	2	
- 7	1700127-14	PANEL-SOUNDPROOFING -----	5	
- 8	1700127-16	PANEL-SOUNDPROOFING -----	4	
- 9	1700127-19	PANEL-SOUNDPROOFING -----	2	
		<p>A---172 SERIAL 17265685 & ON F172 SERIAL F17201385 & ON</p>		

This page intentionally left blank.



FIGURE AND INDEX NO.	PART NUMBER		DESCRIPTION	UNITS PER ASSY	USABLE ON CODE
53 -	0514104-1	#	SEAT ASSEMBLY-PILOT & CO-PILOT -----	1	A
	0514122-1	#	SEAT ASSEMBLY-PILOT & CO-PILOT -----	1	B
- 1	0511242-1		ATTACHING PARTS -----		
	AN500A8-4		STOP-SEAT -----	2	
			SCREW -----	2	
			-----*		
	0514104-3	#	BACK ASSY-UPHOLSTERED SEAT -----	1	A
	0514122-3	#	BACK ASSY-UPHOLSTERED SEAT -----	1	B
			ATTACHING PARTS -----		
- 2	AN23-16A		BOLT -----	2	
- 3	1414104-4		BUSHING -----	2	
- 4	0711668-1		BUSHING -----	2	
- 5	0711667-1		SPRING -----	2	
- 6	AN507-832R 14		SCREW -----	2	
- 7	MS21044N08		NUT -----	2	
- 8	AN960-10L		WASHER -----	2	
- 9	S1914-8		NUT -----	2	
			-----*		
-10	0514104-5	#	COVER-SEAT BACK -----	1	A
	0514122-5	#	COVER-SEAT BACK -----	1	B
-11	0514104-7		CUSHION ASSY-SEAT BACK -----	1	A
	0514122-7		CUSHION ASSY-SEAT BACK -----	1	B
-12	1414230-1		CAM ASSY -----	2	
-13	0514100-1	#	FORMER ASSY-SEAT BACK -----	1	
			ATTACHING PARTS -----		
-14	0514099-3		CLIP -----	2	
			-----*		
-15	0514099-1		BRACKET-SEAT BACK -----	2	
-16	0514099-2		BRACKET-SEAT BACK -----	1	
-17	1214062-5	#	POCKET ASSY -----	1	
-18	0514112-2	□	TRIM-SEAT BACK -----	1	
			ATTACHING PARTS -----		
-19	S1021A4-6		SCREW -----	AR	
			-----*		
-20	0514102-7	#	RETAINER ASSY-POCKET BACK -----	2	
			ATTACHING PARTS -----		
-21	S1021A4-6		SCREW -----	AR	
			-----*		
-22	0514110-1		GROMMET -----	2	
	0514104-2	#	BOTTOM ASSY-UPHOLSTERED SEAT -----	1	A
	0514122-2	#	BOTTOM ASSY-UPHOLSTERED SEAT -----	1	B
-23	0514104-4	#	COVER-SEAT BOTTOM -----	1	A
	0514122-4	#	COVER-SEAT BOTTOM -----	1	B
-24	0514104-6		CUSHION ASSY-SEAT BOTTOM -----	1	A
	0514122-6		CUSHION ASSY-SEAT BOTTOM -----	1	B
-25	AN23-15A		BOLT SEAT BACK STOP -----	2	
	MS21044N3		NUT -----	2	

CONTINUED ON NEXT PAGE

Seat

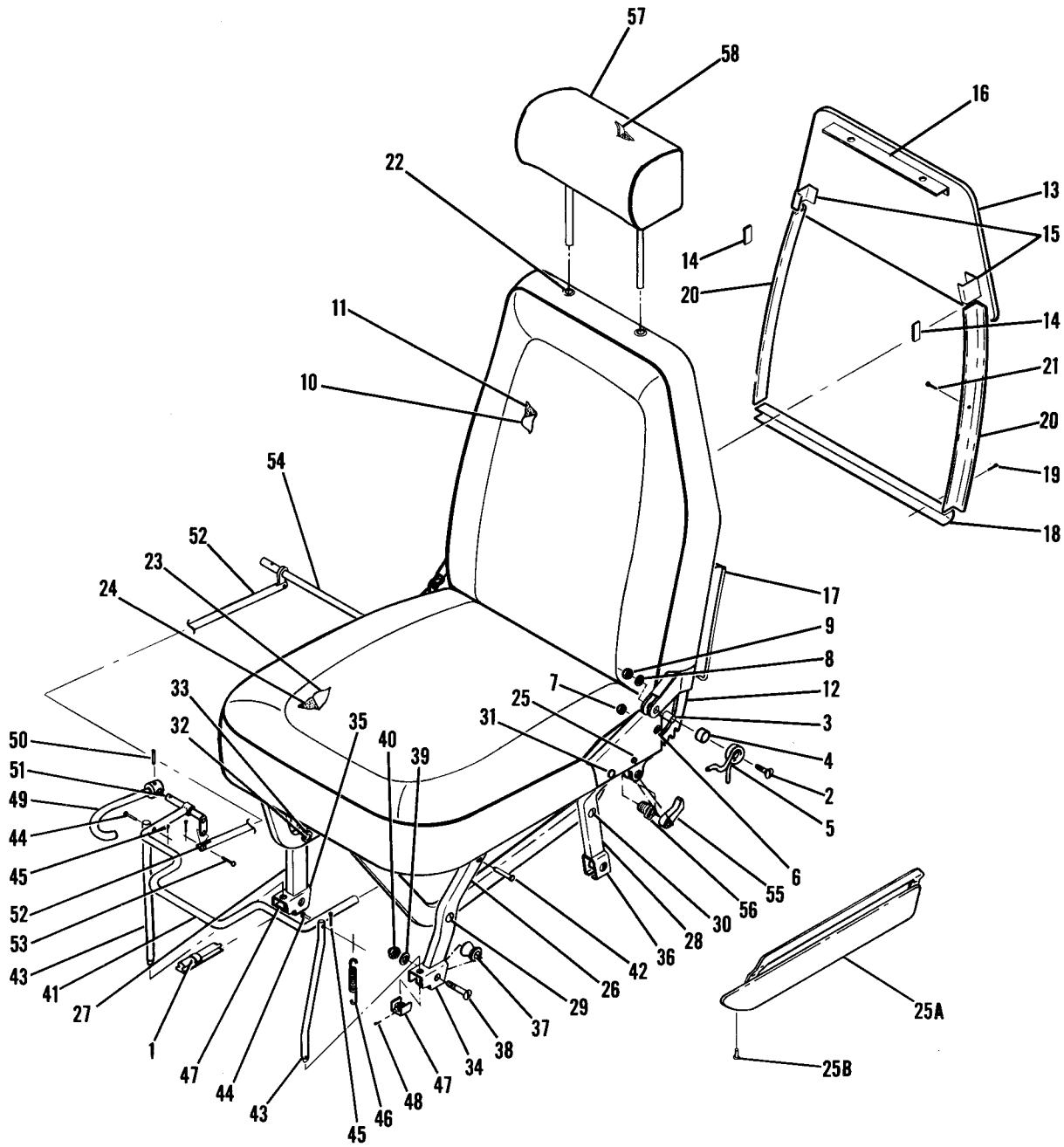


Figure 53. Pilot & Co-Pilot Seat Installation

FIGURE AND INDEX NO.	PART NUMBER		DESCRIPTION	UNITS PER ASSY	USABLE ON CODE
		1 2 3 4 5 6 7			
53 -25A	1714101-3	#	TRIM ASSY-SEAT SKIRT LH -----	1	B
	1714101-4	#	TRIM ASSY-SEAT SKIRT RH -----	1	B
			ATTACHING PARTS -----		
-25B	S1021A4-6		SCREW -----	3	
			-----*		
-26	1414103-2		LEG ASSY-FWD LH -----	1	
-27	1414103-45		LEG ASSY-FWD RH -----	1	
-28	1414103-6		LEG-AFT -----	2	
			ATTACHING PARTS -----		
-29	AN24-13A		BOLT FWD LEG -----	2	
-30	AN24-13A		BOLT AFT LEG -----	1	
-31	AN24-16A		BOLT AFT LEG -----	1	
	AN936A416		WASHER -----	2	
-32	AN936A616		WASHER -----	2	
-33	1414112-1		NUT -----	2	
			-----*		
-34	1414104-39		HOUSING-SEAT ROLLER FWD LH -----	1	
-35	1414104-61		HOUSING-SEAT ROLLER FWD RH -----	1	
-36	1414104-41		HOUSING-SEAT ROLLER AFT LH -----	1	
	1414104-42		HOUSING-SEAT ROLLER AFT RH -----	1	
-37	1414100-212		KIT-SEAT ROLLER -----	4	
			ATTACHING PARTS -----		
-38	AN23-19A		BOLT -----	1	
-39	AN960-10L		WASHER -----	1	
-40	S1914-8		NUT -----	1	
			-----*		
-41	0514052-1		HANDLE ASSY-SEAT ADJUST -----	1	
			ATTACHING PARTS -----		
-42	MS20392-2C43		PIN -----	1	
	MS24665-132		PIN-COTTER -----	1	
			-----*		
-43	0514066-1		PIN-SEAT ADJUST -----	2	
			ATTACHING PARTS -----		
-44	MS20392-1C23		PIN -----	1	
-45	MS24665-132		PIN-COTTER -----	1	
			-----*		
-46	1414116-1		SPRING-SEAT ADJUSTMENT -----	1	
-47	1414104-8		BRACKET-SEAT ADJUSTMENT -----	2	
-48	NAS561P3-8		ROLL PIN -----	2	
-49	1200504-3		HANDLE ASSY-RECLINING ADJUSTMENT -----	1	
			ATTACHING PARTS -----		
-50	NAS561-3-8		ROLL PIN -----	1	
			-----*		
-51	1200503-1		ARM ASSY-SEAT BACK ADJUST -----	1	
-52	1514223-28		LINK-SEAT BACK ADJUST -----	1	
			ATTACHING PARTS -----		
-53	MS20392-1C9		PIN -----	2	
	MS24665-132		PIN-COTTER -----	2	
			-----*		
-54	1414223-34		TUBE ASSY-TORQUE -----	1	
-55	0514043-2		PAWL-SEAT BACK ADJUST REPLACE IN PAIRS ONLY -----	2	
			ATTACHING PARTS -----		
	NAS561C3-10		ROLL PIN -----	1	
			-----*		
-56	1414107-1		SPRING -----	1	
-57	1215073-11	#	HEADREST ASSY -----	2	
-58	1215073-18	#	COVER-HEADREST -----	1	
			NOTE. #THIS PART NUMBER MUST HAVE A SECOND DASH NUMBER ADDED TO DENOTE COLOR. REFER TO HOW TO ORDER UPHOLSTERED PARTS-PAGE VI.		
			NOTE. □THIS PART NUMBER MUST HAVE A SECOND DASH NUMBER ADDED TO DENOTE COLOR. REFER TO HOW TO ORDER INTERIOR PARTS-PAGE VII.		
			A---172 SERIAL 17263459 THRU 17265684 F172 SERIAL F17201235 THRU F17201384		
			8---172 SERIAL 17265685 & ON F172 SERIAL F17201385 & ON		

Seat (Cont)

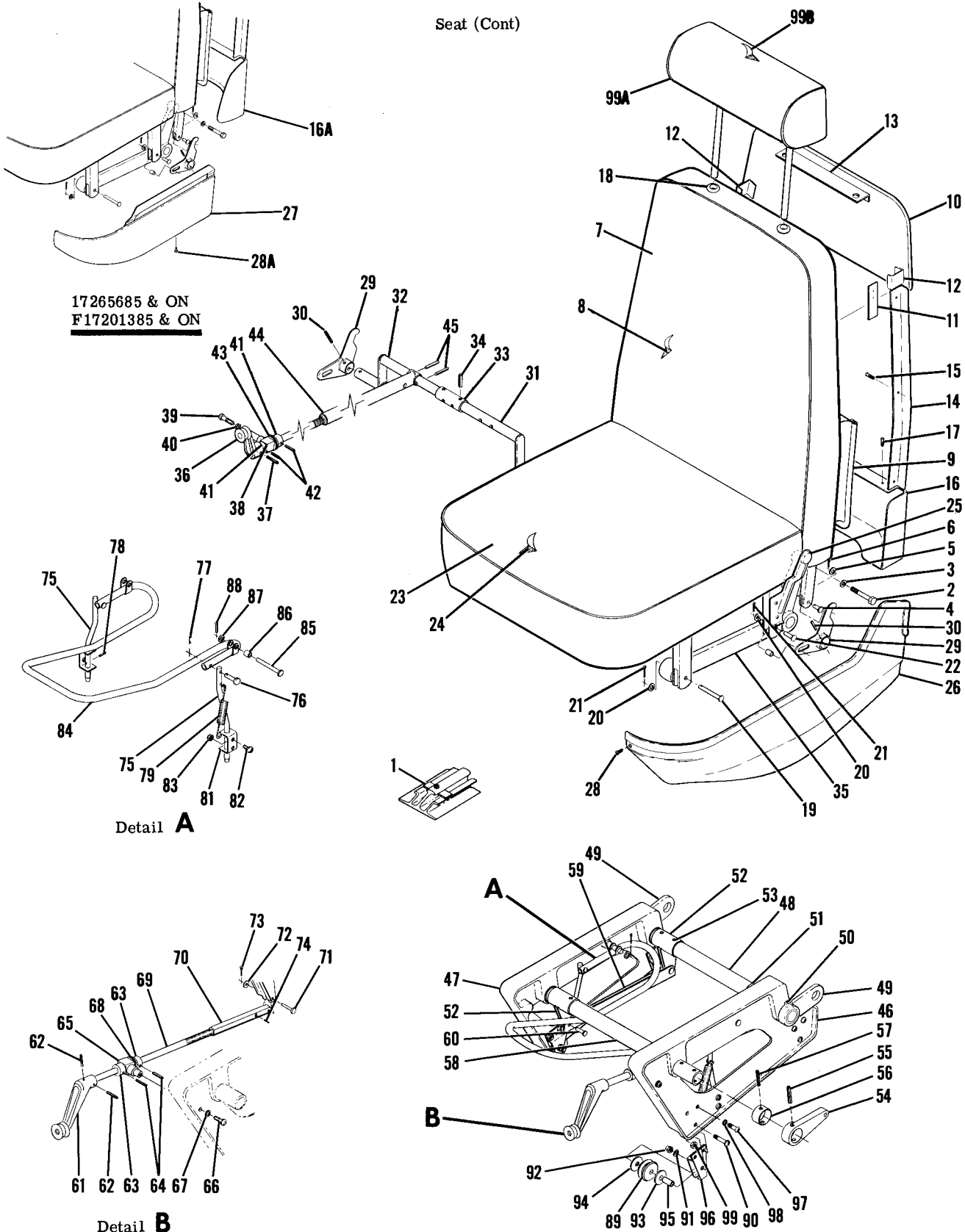


Figure 54. Infinitely Adjustable Front Seat Installation



FIGURE AND INDEX NO.	PART NUMBER		DESCRIPTION							UNITS PER ASSY	USABLE ON CODE
			1	2	3	4	5	6	7		
54 -			FRONT SEAT INSTALLATION-INFINITE ADJUST -----							NP	
	0514105-1	#	FRONT SEAT ASSY-INFINITE ADJUST		PILOT		-----		1	A	
	0514123-1	#	FRONT SEAT ASSY-INFINITE ADJUST		PILOT		-----		1	B	
	0514105-2	#	FRONT SEAT ASSY-INFINITE ADJUST		CO-PILOT		-----		1	A	
	0514123-2	#	FRONT SEAT ASSY-INFINITE ADJUST		CO-PILOT		-----		1	B	
			ATTACHING PARTS								
- 1	0511242-1		STOP-SEAT -----							1	
	AN500A8-4		SCREW -----							1	
			-----*								
	0514105-4	#	BACK ASSY-UPHOLSTERED SEAT		-----		-----		1	A	
	0514123-4	#	BACK ASSY-UPHOLSTERED SEAT		-----		-----		1	B	
			ATTACHING PARTS								
- 2	AN3-17A		BOLT -----							2	
- 3	AN960-10L		WASHER -----							4	
	0514029-2		SPACER -----							2	
	MS21044N3		NUT -----							2	
- 4	MS20392-2C11		PIN -----							2	
- 5	AN960-10L		WASHER -----							2	
- 6	MS24665-132		COTTER PIN -----							2	
			-----*								
- 7	0514105-8	#	COVER ASSY-SEAT BACK		-----		-----		1	A	
	0514123-8	#	COVER ASSY-SEAT BACK		-----		-----		1	B	
- 8	0514105-9		CUSHION ASSY		-----		-----		1	A	
	0514123-9		CUSHION ASSY		-----		-----		1	B	
- 9	1214062-5	#	POCKET ASSY		-----		-----		1		
-10	0514100-1	#	FORMER ASSY		-----		-----		1		
			ATTACHING PARTS								
-11	0514099-3		CLIP -----							2	
			-----*								
-12	0514099-1		BRACKET-FORMER ASSY		-----		-----		2		
-13	0514099-2		BRACKET-FORMER ASSY		-----		-----		1		
-14	0514102-1	#	RETAINER ASSY-SEAT BACK		-----		-----		2		
			ATTACHING PARTS								
-15	S1021A4-6		SCREW -----							AR	
			-----*								
-16	1214098-1	□	TRIM-SEAT BACK		-----		-----		1	A	
-16A	1714100-1	□	TRIM-SEAT BACK		-----		-----		1	B	
			ATTACHING PARTS								
-17	S1021A4-6		SCREW -----							AR	
			-----*								
-18	0514110-1		GROMMET -----							2	
	0514105-5	#	BOTTOM ASSY-UPHOLSTERED SEAT		PILOT		-----		1	A	
	0514123-5	#	BOTTOM ASSY-UPHOLSTERED SEAT		PILOT		-----		1	B	
	0514105-6	#	BOTTOM ASSY-UPHOLSTERED SEAT		CO-PILOT		-----		1	A	
	0514123-6	#	BOTTOM ASSY-UPHOLSTERED SEAT		CO-PILOT		-----		1	B	
			ATTACHING PARTS								
-19	MS20392-3C49		PIN -----							2	
-20	AN960-416L		WASHER -----							4	
-21	MS24665-134		COTTER PIN -----							4	
-22	MS20392-3C17		PIN -----							2	
			-----*								
-23	0514105-12	#	COVER ASSY-SEAT BOTTOM		-----		-----		1	A	
	0514123-12	#	COVER ASSY-SEAT BOTTOM		-----		-----		1	B	
-24	0514105-10		CUSHION		-----		-----		1	A	
	0514123-10		CUSHION		-----		-----		1	B	
-25	0514101-1		STIFFENER-LH SEAT TRIM		-----		-----		1	A	
	0514101-2		STIFFENER-RH SEAT TRIM		-----		-----		1	A	
			ATTACHING PARTS								
	S1021A4-6		SCREW -----							2	
			-----*								
-26	0714010-1	□	TRIM-LH		-----		-----		1	A	
	0714010-2	□	TRIM-RH		-----		-----		1	B	
-27	1714101-1	#	TRIM ASSY-SEAT SKIRT LH		-----		-----		1	A	
	1714101-2	#	TRIM ASSY-SEAT SKIRT RH		-----		-----		1	B	
			ATTACHING PARTS								
-28	S1021A4-6		SCREW -----							6	A
-28A	S1021A4-6		SCREW -----							5	B
			-----*								
-29	0514030-4		BELLCRANK ASSY-SEAT BACK ADJUST		-----		-----		2		
			ATTACHING PARTS								
-30	NAS561P4-12		PIN -----							2	
			-----*								

CONTINUED ON NEXT PAGE

FIGURE AND INDEX NO.	PART NUMBER	DESCRIPTION							UNITS PER ASSY	USABLE ON CODE
		1	2	3	4	5	6	7		
54 -31	1714074-13	CRANK WELD ASSY-LH -----							1	
-32	1714074-14	CRANK WELD ASSY-RH -----							1	
-33	1714074-6	SPLICE -----							1	
		ATTACHING PARTS -----								
-34	NAS561P6-12	PIN -----							4	
		-----*								
-35	0514060-5	BRACKET-SEAT PIVOT -----							2	
-36	0514036-1	HANDLE ASSY-SEAT BACK ADJUST -----							1	A
	0514121-2	HANDLE ASSY-SEAT BACK ADJUST -----							1	B
		ATTACHING PARTS -----								
-37	NAS561P4-12	PIN -----							1	A
	NAS561P4-10	PIN -----							1	B
		-----*								
-38	0514033-1	BEARING BLOCK -----							1	
		ATTACHING PARTS -----								
-39	AN520-10R8	SCREW -----							1	
-40	AN960-10L	WASHER -----							1	
		-----*								
-41	1200138-2	COLLAR -----							2	
		ATTACHING PARTS -----								
-42	NAS561P4-12	PIN -----							1	
		-----*								
-43	S2013-2	BEARING -----							1	
	S2014-2	RACE-BEARING -----							2	
-44	0514089-1	JACK SCREW ASSY -----							1	
		ATTACHING PARTS -----								
-45	NAS561P4-15	PIN -----							2	
		-----*								
	0514051-1	*	PEDESTAL ASSY-PILOT SEAT -----					1		
	0514051-2	*	PEDESTAL ASSY-CO-PILOT SEAT -----					1		
-46	0514035-17	PEDESTAL-LH -----							1	
-47	0514035-18	PEDESTAL-RH -----							1	
-48	0514026-2	TORQUE TUBE-REAR -----							1	
-49	0514034-1	BELLCRANK-REAR TORQUE TUBE -----							2	
		ATTACHING PARTS -----								
-50	NAS561P6-28	PIN -----							1	
		-----*								
-51	0514028-6	BELLCRANK ASSY-REAR TORQUE TUBE					INBD	-----	1	
		ATTACHING PARTS -----								
	NAS561P8-18	PIN -----							2	
		-----*								
-52	0514028-5	BELLCRANK ASSY-TORQUE TUBE					INBD	-----	2	
		ATTACHING PARTS -----								
-53	NAS561P6-18	PIN -----							2	
		-----*								
-54	0700633-5	BELLCRANK-FWD TORQUE TUBE -----							2	
		ATTACHING PARTS -----								
-55	NAS561P6-22	PIN -----							2	
		-----*								
-56	1200136-1	COLLAR -----							3	
		ATTACHING PARTS -----								
-57	NAS561P6-18	PIN -----							1	
		-----*								
-58	0514026-4	TORQUE TUBE-FWD -----							1	
-59	0514032-1	CHANNEL-TORQUE TUBE INTERCONNECT -----							1	
		ATTACHING PARTS -----								
-60	MS20392-2C17	PIN -----							2	
	AN960-10L	WASHER -----							2	
	MS24665-132	COTTER PIN -----							2	
		-----*								
-61	1200159-3	HANDLE ASSY-VERTICAL ADJUST -----							1	A
	0514121-1	HANDLE ASSY-VERTICAL ADJUST -----							1	B
		ATTACHING PARTS -----								
-62	NAS561P4-12	PIN -----							2	A
	NAS561P4-10	PIN -----							2	B
		-----*								
-63	1200138-2	COLLAR -----							2	
		ATTACHING PARTS -----								
-64	NAS561P4-12	PIN -----							1	
		-----*								

CONTINUED ON NEXT PAGE



FIGURE AND INDEX NO.	PART NUMBER	DESCRIPTION						UNITS PER ASSY	USABLE ON CODE
		1	2	3	4	5	6		
54 -65	0514033-2	BEARING BLOCK -----						1	
		ATTACHING PARTS -----							
-66	AN520-10R8	SCREW -----						1	
-67	AN960-10L	WASHER -----						1	
		---*---							
-68	S2013-2	BEARING -----						1	
	S2014-2	RACE -----						2	
-69	0514027-21	SCREW ASSY-VERTICAL ADJUST -----						1	
-70	1514119-3	NUT-VERTICAL ADJUST -----						1	
		ATTACHING PARTS -----							
-71	MS20392-2C37	PIN -----						1	
-72	AN960-10	WASHER -----						1	
-73	MS24665-132	COTTER PIN -----						1	
-74	NAS561P4-8	PIN -----						1	
		---*---							
-75	1714067-5	PIN-SEAT ADJUST -----						2	
		ATTACHING PARTS -----							
-76	MS20392-1C21	PIN -----						1	
-77	MS24665-132	COTTER PIN -----						1	
-78	NAS561-3-16	PIN -----						1	
		---*---							
-79	1414116-1	SPRING LH SIDE ONLY -----						1	
-80		DELETED NOT USED -----							
-81	1714061-1	GUIDE-PIN -----						2	
		ATTACHING PARTS -----							
-82	AN515-8R6	SCREW -----						2	
-83	MS21044N08	NUT -----						2	
		---*---							
-84	0514090-4	HANDLE-SEAT ADJUST -----						1	
		ATTACHING PARTS -----							
-85	MS20392-2C59	PIN -----						2	
-86	NAS43DD3-18	SPACER -----						2	
-87	AN960-10	WASHER -----						2	
-88	MS24665-132	COTTER PIN -----						2	
		---*---							
-89	S1704-1	ROLLER-SEAT -----						4	
		ATTACHING PARTS -----							
-90	AN23-20A	BOLT -----						1	
-91	AN960-10L	WASHER -----						1	
-92	S1914-8	NUT -----						1	
-93	1714000-22	WASHER -----						1	
-94	1714000-41	WASHER -----						1	
-95	1414104-54	BUSHING -----						1	
		---*---							
-96	1714000-33	HOUSING-SEAT ROLLER -----						4	
		ATTACHING PARTS -----							
-97	NAS220-11	SCREW -----						2	
-98	AN960-8	WASHER -----						2	
-99	NAS679A08	NUT -----						2	
		---*---							
-99A	1215073-11	#	HEADREST ASSY -----				AR		
-99B	1215073-18	#	COVER-HEADREST -----				1		
<p>NOTE. #THIS PART NUMBER MUST HAVE A SECOND DASH NUMBER ADDED TO DENOTE COLOR. REFER TO HOW TO ORDER UPHOLSTERED PARTS-PAGE VI.</p> <p>NOTE. @THIS PART NUMBER MUST HAVE A SECOND DASH NUMBER ADDED TO DENOTE COLOR. REFER TO HOW TO ORDER INTERIOR PARTS-PAGE VII.</p> <p>NOTE. *WHEN ORDERING THIS PART FOR AIRCRAFT PRIOR TO SERIAL 17265685 & F17201385 ALSO ORDER 0514121-2 HANDLE & ATTACHING PART.</p> <p>A---172 SERIAL 17263459 THRU 17265684 F172 SERIAL F17201235 THRU F17201384</p> <p>B---172 SERIAL 17265685 & ON F172 SERIAL F17201385 & ON</p>									

Seat (Cont)

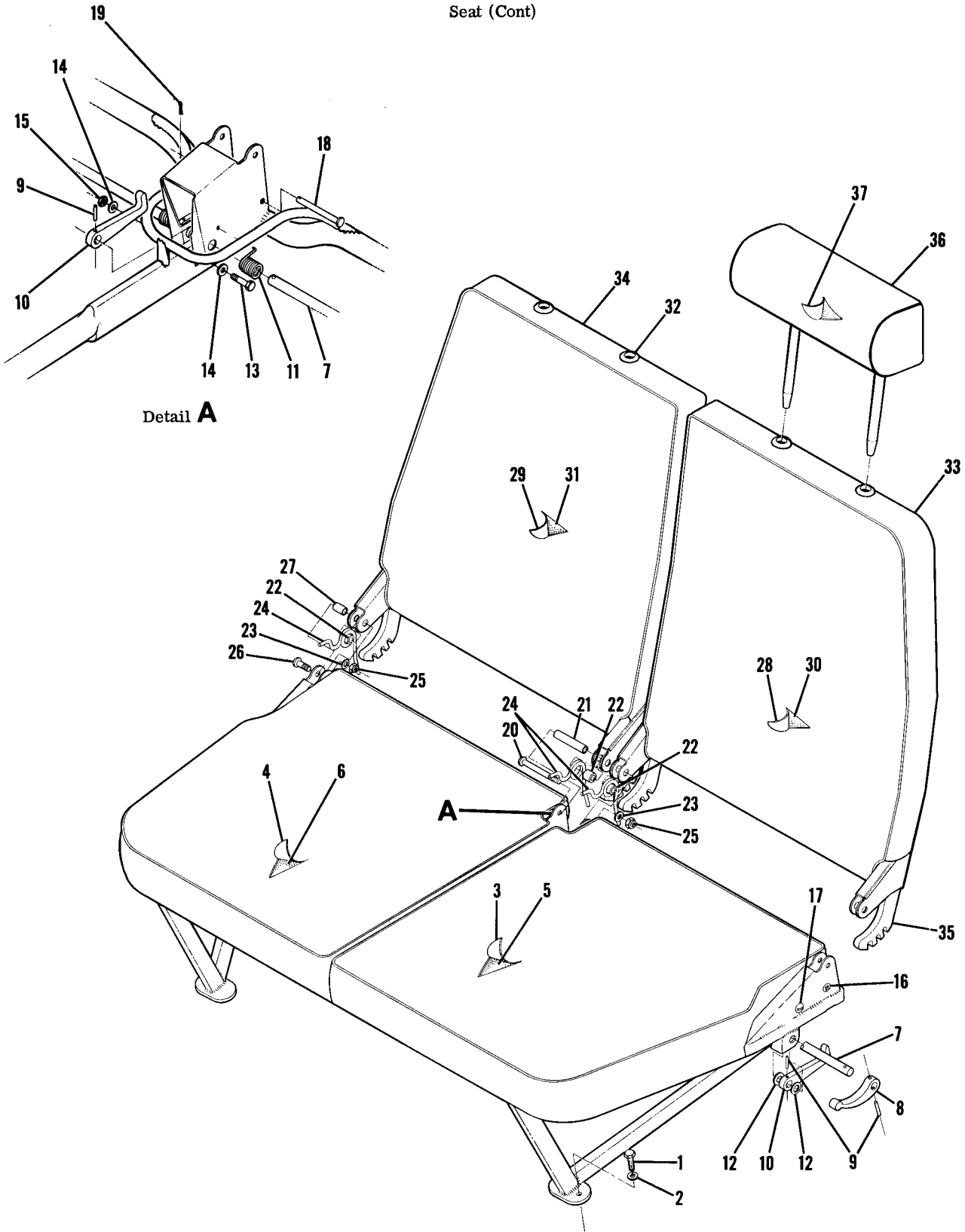


Figure 55. Rear Seat Installation - Individually Reclining Back

FIGURE AND INDEX NO.	PART NUMBER		DESCRIPTION							UNITS PER ASSY	USABLE ON CODE
			1	2	3	4	5	6	7		
55 -			REAR SEAT INSTALLATION-INDIVIDUALLY RECLINING BACK -----							NP	
	0514103-1	#	SEAT ASSY-REAR SPLIT BACK -----							1	A
	0514125-1	#	SEAT ASSY-REAR SPLIT BACK -----							1	B
	0514103-2	#	BOTTOM ASSY-REAR SEAT -----							1	A
	0514125-2	#	BOTTOM ASSY-REAR SEAT -----							1	B
			ATTACHING PARTS								
- 1	AN4-7A		BOLT-FRONT LEGS ONLY -----							2	
	AN4-5A		BOLT-REAR LEGS ONLY -----							2	
- 2	AN960-416		WASHER -----							4	
			-----*								
- 3	0514103-11	#	COVER ASSY-LH SEAT BOTTOM -----							1	A
	0514125-11	#	COVER ASSY-LH SEAT BOTTOM -----							1	B
- 4	0514103-12	#	COVER ASSY-RH SEAT BOTTOM -----							1	A
	0514125-12	#	COVER ASSY-LH SEAT BOTTOM -----							1	B
- 5	0514103-7		CUSHION ASSY-LH SEAT BOTTOM -----							1	A
	0514125-7		CUSHION ASSY-LH SEAT BOTTOM -----							1	B
- 6	0514103-8		CUSHION ASSY-RH SEAT BOTTOM -----							1	A
	0514125-8		CUSHION ASSY-RH SEAT BOTTOM -----							1	B
- 7	0512031-9		SHAFT-CONTROL -----							2	
			ATTACHING PARTS								
- 8	0710312-2		HANDLE -----							1	
- 9	NAS561-P3-10		PIN -----							3	
-10	1414231-2		PAWL -----							2	
-11	1414107-2		SPRING-LH SHAFT ONLY -----							1	
	1414107-1		SPRING-RH SHAFT ONLY -----							1	
-12	AN960C616L		WASHER -----							2	
			-----*								
-13	AN3-10A		BOLT -----							2	
-14	AN960-10L		WASHER -----							4	
-15	MS21044N3		NUT -----							2	
-16	AN507-832R14		SCREW -----							2	
	MS21044N08		NUT -----							2	
-17	AN23-15A		BOLT -----							2	
	MS21044N3		NUT -----							2	
-18	MS20392-2C71		PIN -----							1	
-19	MS24665-132		PIN-COTTER -----							1	
	0514103-3	#	BACK ASSY-REAR SEAT LH -----							1	A
	0514125-3	#	BACK ASSY-REAR SEAT LH -----							1	B
	0514103-4	#	BACK ASSY-REAR SEAT RH -----							1	A
	0514125-4	#	BACK ASSY-REAR SEAT RH -----							1	B
			ATTACHING PARTS								
-20	AN23-40A		BOLT -----							1	
-21	1414211-22		BUSHING -----							1	
-22	0711668-1		BUSHING -----							4	
-23	AN960-10L		WASHER -----							6	
-24	0711667-1		SPRING -----							4	
-25	MS21044N3		NUT -----							3	
-26	AN23-16A		BOLT -----							2	
-27	1414104-4		SPACER -----							2	
			-----*								
-28	0514103-9	#	COVER ASSY-SEAT BACK LH -----							1	A
	0514125-9	#	COVER ASSY-SEAT BACK LH -----							1	B
-29	0514103-10	#	COVER ASSY-SEAT BACK RH -----							1	A
	0514125-10	#	COVER ASSY-SEAT BACK RH -----							1	B
-30	0514103-5		CUSHION ASSY-SEAT BACK LH -----							1	A
	0514125-5		CUSHION ASSY-SEAT BACK LH -----							1	B
-31	0514103-6		CUSHION ASSY-SEAT BACK RH -----							1	A
	0514125-6		CUSHION ASSY-SEAT BACK LH -----							1	B
-32	0514110-1		GROMMET-SEAT BACK -----							2	

CONTINUED ON NEXT PAGE

FIGURE AND INDEX NO.	PART NUMBER		DESCRIPTION							UNITS PER ASSY	USABLE ON CODE	
			1	2	3	4	5	6	7			
55 -33	0514108-1	□									1	
-34	0514108-2	□									1	
	S102126-4										7	
-35	1414230-2										2	
-36	1215073-11	#									2	
-37	1215073-18	#									1	
<p>NOTE. #THIS PART NUMBER MUST HAVE A SECOND DASH NUMBER ADDED TO DENOTE COLOR. REFER TO HOW TO ORDER UPHOLSTERED PARTS-PAGE VI.</p> <p>NOTE. □THIS PART NUMBER MUST HAVE A SECOND DASH NUMBER ADDED TO DENOTE COLOR. REFER TO HOW TO ORDER INTERIOR PARTS-PAGE VII.</p> <p>A---172 SERIAL 17263459 THRU 17265684 F172 SERIAL F17201235 THRU F17201384</p> <p>B---172 SERIAL 17265685 & ON F172 SERIAL F17201385 & ON</p>												

This page intentionally left blank.

Seat (Cont)

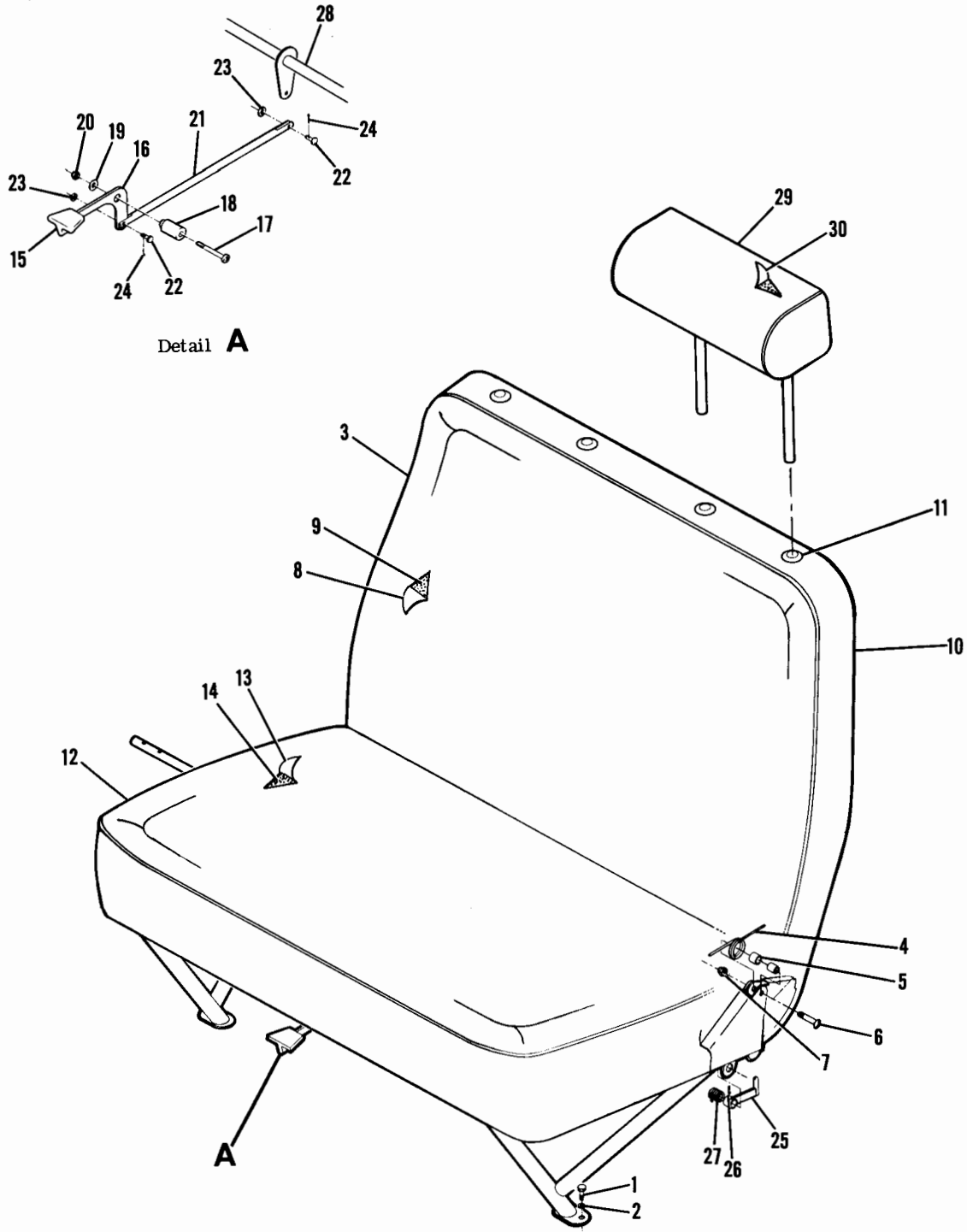
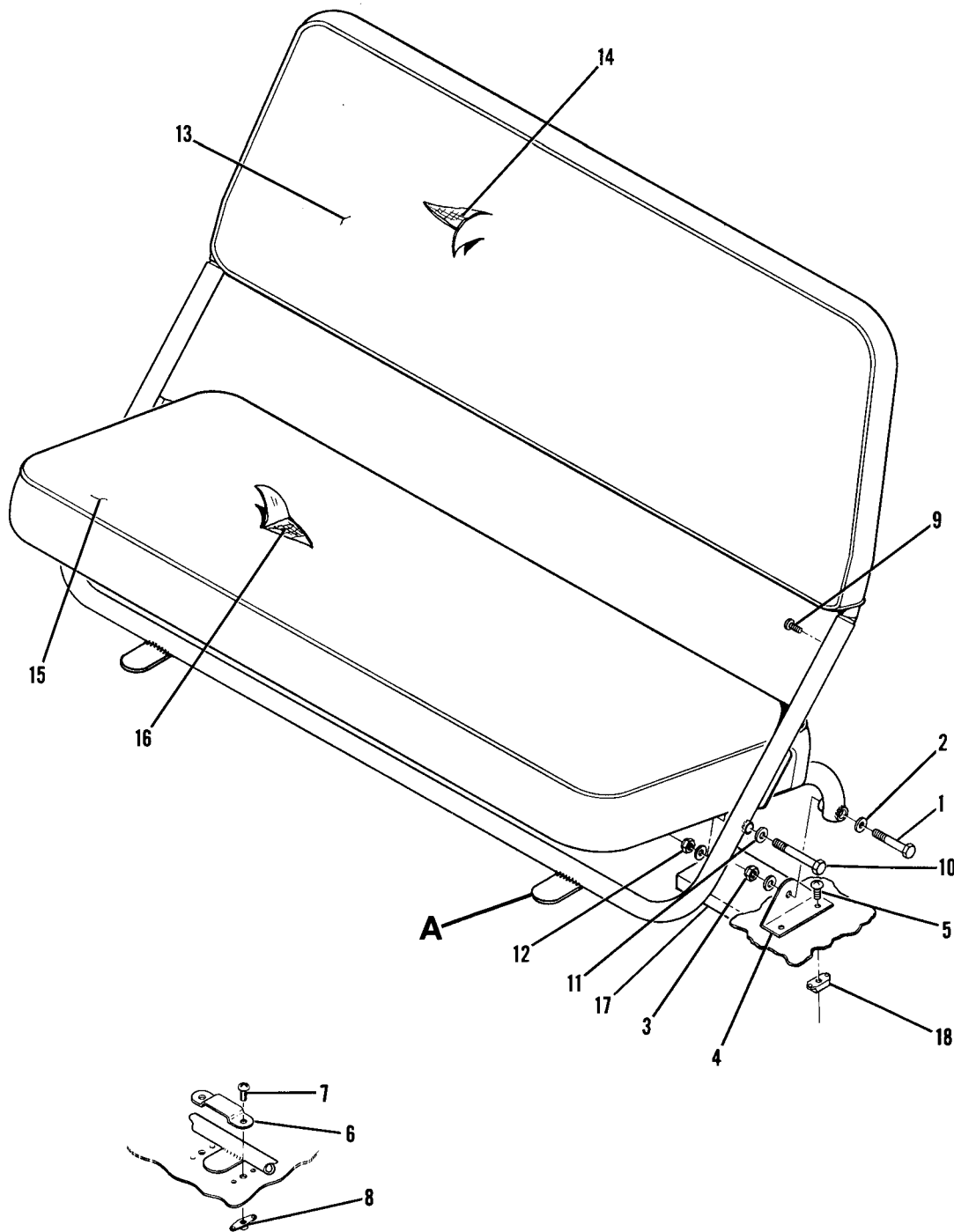


Figure 56. Rear Seat Installation - One Piece Reclining Back

FIGURE AND INDEX NO.	PART NUMBER		DESCRIPTION	UNITS PER ASSY	USABLE ON CODE
			1 2 3 4 5 6 7		
56 -			REAR SEAT INSTALLATION-ONE PIECE RECLINING BACK -----	NP	
	0514106-1	#	SEAT ASSY-REAR SOLID BACK -----	1	A
	0514124-1	#	SEAT ASSY-REAR SOLID BACK -----	1	B
			ATTACHING PARTS		
- 1	AN4-7A		BOLT FRONT ATTACH -----	2	
	AN4-5A		BOLT REAR ATTACH -----	2	
- 2	AN960-416		WASHER -----	4	
			-----*		
- 3	0514106-4	#	BACK ASSY-UPHOLSTERED SEAT -----	1	A
	0514124-4	#	BACK ASSY-UPHOLSTERED SEAT -----	1	B
			ATTACHING PARTS		
- 4	1714002-1		SPRING -----	2	
- 5	1714001-20		BUSHING -----	2	
	1714001-22		BUSHING -----	2	
- 6	AN24-18A		BOLT -----	2	
- 7	S1914-11		NUT -----	2	
			-----*		
- 8	0514106-5	#	COVER ASSY-SEAT BACK -----	1	A
	0514124-5	#	COVER ASSY-SEAT BACK -----	1	B
- 9	0514106-6		CUSHION ASSY-SEAT BACK -----	1	A
	0514124-6		CUSHION ASSY-SEAT BACK -----	1	B
-10	0514109-1	□	TRIM ASSY -----	1	
			ATTACHING PARTS		
	S1021Z6-4		SCREW -----	12	A
	S1021Z6-4		SCREW -----	14	B
			-----*		
-11	0514110-1		GROMMET -----	4	
-12	0514106-2	#	BOTTOM ASSY-UPHOLSTERED SEAT -----	1	A
	0514124-2	#	BOTTOM ASSY-UPHOLSTERED SEAT -----	1	B
-13	0514106-3	#	COVER ASSY-SEAT BOTTOM -----	1	A
	0514124-3	#	COVER ASSY-SEAT BOTTOM -----	1	B
-14	0514106-7		CUSHION ASSY-SEAT BOTTOM -----	1	A
	0514124-7		CUSHION ASSY-SEAT BOTTOM -----	1	B
-15	1714005-1		KNOB-SEAT ADJUSTMENT -----	1	
			ATTACHING PARTS		
	NAS561P3-6		PIN -----	1	
			-----*		
-16	1714033-1		BELLCRANK -----	1	
			ATTACHING PARTS		
-17	AN24-31A		BOLT -----	1	
-18	1714036-1		BUSHING -----	1	
-19	S1450-4-10-032		WASHER -----	1	
-20	MS21042L4		NUT -----	1	
			-----*		
-21	1714095-1		LINK-SEAT BACK ADJUST -----	1	
			ATTACHING PARTS		
-22	MS20392-1C7		PIN -----	2	
-23	AN960-4L		WASHER -----	2	
-24	MS24665-132		PIN-COTTER -----	2	
			-----*		
-25	1714001-19		PAWL-SEAT BACK -----	2	
			ATTACHING PARTS		
-26	NAS561P3-8		PIN -----	1	
			-----*		
-27	1414107-1		SPRING-PAWL -----	2	
-28	0514007-11		TUBE ASSEMBLY-BACK ADJUST -----	1	
-29	1215073-11	#	HEADREST ASSY -----	AR	
-30	1215073-18	#	COVER-HEADREST -----	1	
			NOTE. □THIS PART MUST HAVE A SECOND DASH NUMBER ADDED TO DENOTE COLOR. REFER TO HOW TO ORDER INTERIOR PARTS-PAGE VII.		
			NOTE. #THIS PART MUST HAVE A SECOND DASH NUMBER ADDED TO DENOTE COLOR. REFER TO HOW TO ORDER UPHOLSTERED PARTS-PAGE VI.		
			A---172 SERIAL 17263459 THRU 17265684 F172 SERIAL F17201235 THRU F17201384		
			B---172 SERIAL 17265685 & ON F172 SERIAL F17201385 & ON		

Seat (Cont)

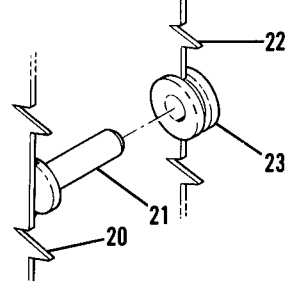
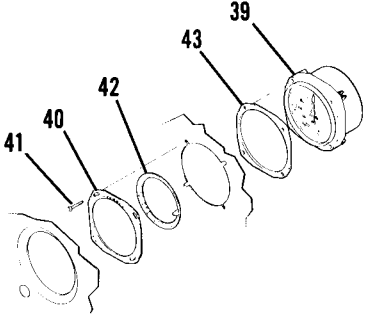
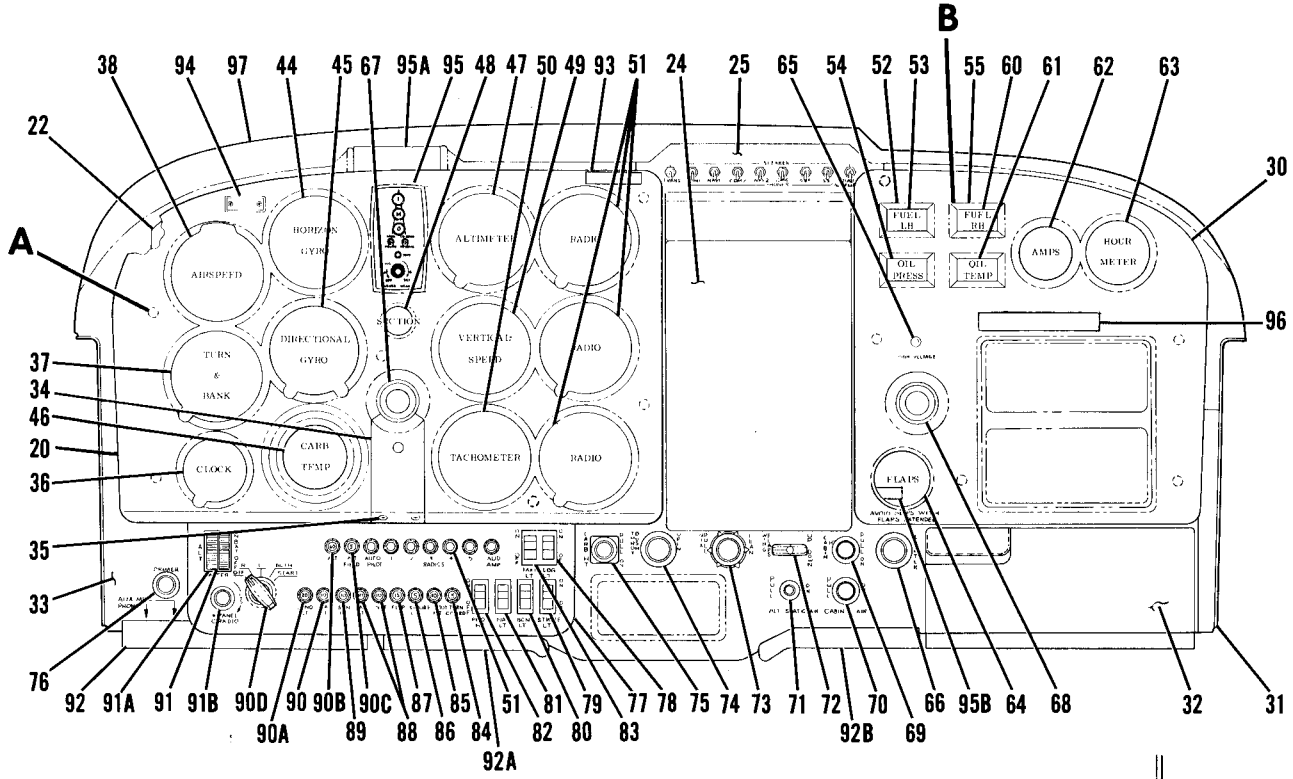


Detail **A**

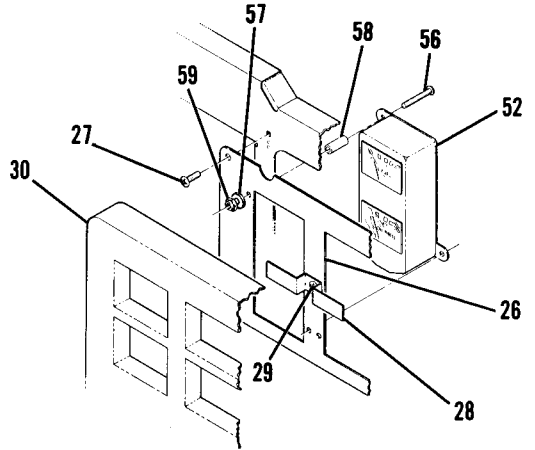
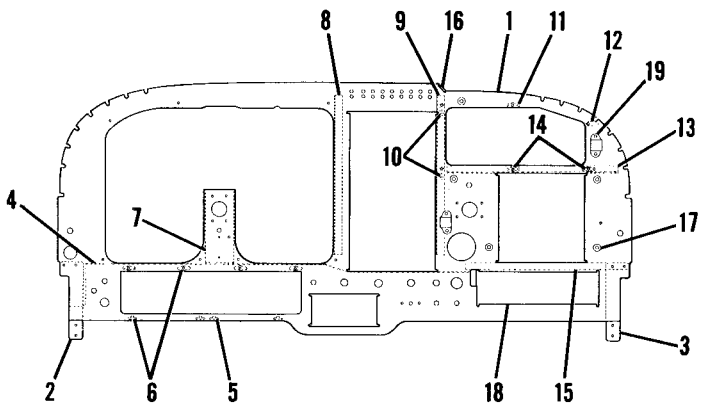
Figure 57. Auxiliary Seat Installation

FIGURE AND INDEX NO.	PART NUMBER	DESCRIPTION	UNITS PER ASSY	USABLE ON CODE
57 -		1 2 3 4 5 6 7 AUXILIARY SEAT INSTALLATION -----	NP	
	0514107-1 #	SEAT ASSY-CHILDS -----	1	A
	0514107-4 #	SEAT ASSY-CHILDS -----	1	B
		ATTACHING PARTS -----		
- 1	AN4-13A	BOLT -----	2	
- 2	AN960-416	WASHER -----	4	
- 3	MS21042L4	NUT -----	2	
- 4	0514042-1	BRACKET-SEAT MOUNT -----	2	
- 5	AN515-8R8	SCREW -----	4	
- 6	0715026-1	RETAINER -----	2	
- 7	AN515-8R8	SCREW -----	2	
- 8	NAS686A08	NUTPLATE -----	2	
		-----*		
- 9	S102128-6	SCREW -----	2	
-10	AN4-17A	BOLT -----	2	
-11	AN960-416	WASHER -----	4	
-12	MS21042L4	NUT -----	2	
-13	0514107-3 #	COVER ASSY-SEAT BACK -----	1	A
	0514107-6 #	COVER ASSY-SEAT BACK -----	1	B
-14	0515002-9	CUSHION-SEAT BACK -----	1	
-15	0514107-2 #	COVER ASSY-SEAT BOTTOM -----	1	A
	0514107-5 #	COVER ASSY-SEAT BOTTOM -----	1	B
-16	0515002-10	CUSHION-SEAT BOTTOM -----	1	
-17	0513065-5	REINFORCEMENT ASSY-LH -----	1	
	0513065-6	REINFORCEMENT ASSY-RH -----	1	
-18	NAS686A08	NUTPLATE -----	2	
<p>NOTE. #THIS PART NUMBER MUST HAVE A SECOND DASH NUMBER ADDED TO DENOTE COLOR. REFER TO HOW TO ORDER UPHOLSTERED PARTS-PAGE VI.</p>				
<p>A---172 SERIAL 17263459 THRU 17265684</p>				
<p>F172 SERIAL F17201235 THRU F17201384</p>				
<p>B---172 SERIAL 17265685 & ON</p>				
<p>F172 SERIAL F17201385 & ON</p>				

Instruments



Detail A



Detail B

172 SERIAL 17263459 THRU 17265684
 F172 SERIAL F17201235 THRU F17201384
 Figure 58. Instrument Panel Equipment Installation

FIGURE AND INDEX NO.	PART NUMBER	DESCRIPTION	UNITS PER ASSY	USABLE ON CODE
58 -		INSTRUMENT PANEL EQUIPMENT INSTALLATION -----	NP	A
- 1	0513070-10	PANEL ASSY-STATIONARY -----	1	
- 2	0513068-1	SUPPORT-LH -----	1	
- 3	0513068-2	SUPPORT-RH -----	1	
- 4	0513069-5	STIFFENER ASSY -----	1	
- 5	NAS680A3	NUTPLATE -----	1	
- 6	NAS680A08	NUTPLATE -----	7	
- 7	0513067-2	SUPPORT-COLUMN -----	1	
- 8	0513316-12	ANGLE -----	1	
- 9	0513066-1	STIFFENER ASSY -----	1	
-10	NAS682A08	NUTPLATE -----	2	
-11	NAS680A08	NUTPLATE -----	1	
-12	NAS682A08	NUTPLATE -----	1	
-13	0513066-3	STIFFENER ASSY -----	1	
-14	NAS680A08	NUTPLATE -----	2	
-15	0513316-6	ANGLE -----	1	
-16	0513078-1	GUSSET -----	1	
-17	MS35489-4	GROMMET-COVER ATTACH -----	5	
-18	SEE FIG 59	MAP CASE ASSY -----	1	
-19	0413522-2	BRACKET-FASTENER -----	2	
	S2092-3	FASTENER-HOOK * IN LG BKI REF S2092-3-* -----	AR	
-20	0513445-13	COVER ASSY-SHOCK PANEL -----	1	
-21	1513839-4	GUIDE-COVER ATTACH -----	9	
	S2092-4	FASTENER-PILE * IN LG BKI REF S2092-3-* -----	AR	
	1213327-19	SHIM-FASTENER -----	2	
-22	0513071-11	PANEL ASSY-SHOCK -----	1	
		ATTACHING PARTS -----		
	0413523-4	MOUNT ASSY -----	4	
	AN936A8	WASHER -----	8	
	MS25082B2	NUT -----	8	
	0413247	STRAP-GROUND -----	1	
		-----*		
-23	MS35489-33	GROMMET -----	9	
	S2092-3	FASTENER-HOOK * IN LG BKI REF S2092-3-* -----	AR	
-24	0413531-59	COVER-RADIO -----	1	
-25	0513446-3	PANEL COVER-RADIO SWITCH -----	1	
	0513446-5	PANEL COVER-RADIO SWITCH -----	1	
-26	0513072-3	PLATE-GAGE CLUSTER ADAPTER -----	1	
		ATTACHING PARTS -----		
-27	AN515-8R8	SCREW -----	6	
		-----*		
-28	0513427-1	RETAINER-INSTRUMENT -----	1	
		ATTACHING PARTS -----		
-29	AN515-6R8	SCREW -----	1	
	MS21045L06	NUT -----	1	
		-----*		
-30	0513445-36	COVER ASSY-RH -----	1	
	0513839-6	GUIDE-COVER ATTACH -----	5	
	S2092-4	FASTENER-PILE * IN LG BKI REF S2092-4-* -----	AR	
-31	0513077-8	COVER-LOWER RH -----	1	
-32	SEE FIG 59	MAP BOX & DOOR INSTALLATION -----	1	
-33	0513077-28	COVER-LOWER LH -----	1	
-34	0513445-23	PLATE-SPLICE -----	1	
	0513445-24	PLATE-SPLICE USED WITH MAPLIGHT -----	1	
		ATTACHING PARTS -----		
-35	S1021Z6-8B	SCREW -----	2	
	NAS395-4-3	NUT -----	2	
		-----*		
-36	C664508-0101	CLOCK-ELECTRIC -----	1	
		ATTACHING PARTS -----		
	AN515B6R10	SCREW -----	3	
		-----*		
-37	S1413N2	INDICATOR-TURN & BANK -----	1	
	C661003-0504	INDICATOR-TURN COORDINATOR -----	1	
		ATTACHING PARTS -----		
	AN515B6R12	SCREW -----	3	
		-----*		
	35060-0114	INDICATOR-TURN COORDINATOR ARC NAV-O-MATIC -----	1	
		ATTACHING PARTS -----		
	AN515-6R14	SCREW -----	4	
	MS21045L06	NUT -----	4	
		-----*		

CONTINUED ON NEXT PAGE

FIGURE AND INDEX NO.	PART NUMBER	DESCRIPTION							UNITS PER ASSY	USABLE ON CODE
		1	2	3	4	5	6	7		
58 -38	C661060-0109	INDICATOR-AIRSPEED -----							1	
	AN51586R16	ATTACHING PARTS -----								
		SCREW -----							4	
		*-----								
		TRUE AIRSPEED INDICATOR INSTALLATION -----							NP	
-39	C661061-0106	INDICATOR-AIRSPEED -----							1	
-40	0700162-1	RETAINER -----							1	
		ATTACHING PARTS -----								
-41	AN51586R16	SCREW -----							4	
		*-----								
-42	0700189-10	RING ASSY-TRUE AIRSPEED -----							1	
-43	0700162-6	SPACER -----							1	
-44	C661076-0104 *	GYRO-HORIZON -----							1	
	C661076-0103 *	GYRO-HORIZON -----							1	
	C661076-0102 *	GYRO-HORIZON -----							1	
	C661076-0101 *	GYRO-HORIZON -----							1	
		ATTACHING PARTS -----								
	AN51586R6	SCREW -----							4	
		*-----								
	37570-0105	GYRO-HORIZON ARC NAV-O-MATIC -----							1	
		ATTACHING PARTS -----								
	AN515-6R10	SCREW -----							3	
		*-----								
-45	C661075-0102 **	GYRO-DIRECTIONAL WEU C661075-0101 -----							1	
	C661075-0103 **	GYRO-DIRECTIONAL -----							1	
	C661075-0101 **	GYRO-DIRECTIONAL -----							1	
	C661075-0104 **	GYRO-DIRECTIONAL -----							1	
	C661075-0105	GYRO-DIRECTIONAL A.I.M. 200H -----							1	
		ATTACHING PARTS -----								
	AN51586R6	SCREW -----							3	
		*-----								
	40760-0104	GYRO-DIRECTIONAL ARC NAV-O-MATIC -----							1	
		ATTACHING PARTS -----								
	AN515-6R10	SCREW -----							3	
		*-----								
-46	S1311-3	GAGE-CARBURETOR AIR TEMPERATURE -----							1	
		ATTACHING PARTS -----								
	AN51586R12	SCREW -----							4	
	NAS395-2-3	NUT -----							4	
		*-----								
-47	C661012-0101	INDICATOR-ALTIMETER -----							1	
	C661071-0101	INDICATOR-ALTIMETER FEET & INCHES 20,000 FT -----							1	
	C661071-0102 %%	INDICATOR-ALTIMETER FEET & MILLIBARS 20,000 FT -----							1	
	C661025-0102 ***	INDICATOR-ALTIMETER FEET & MILLIBARS 35,000 FT -----							1	
		ATTACHING PARTS -----								
	AN51586R16	SCREW -----							3	
	AN936A6B	WASHER -----							3	
	AN340B6	NUT -----							3	
		*-----								
-48	C668509-0101	GAGE-SUCTION ONE INCH -----							1	
-49	C661080-0101	INDICATOR-VERTICAL SPEED -----							1	
		ATTACHING PARTS -----								
	AN51586R16	SCREW -----							4	
		*-----								
-50	C668020-0102	TACHOMETER -----							1	
		ATTACHING PARTS -----								
	AN51586R8	SCREW -----							4	
	AN936A6B	WASHER -----							4	
		*-----								
	S1605-8	SHAFT-TACHOMETER DRIVE -----							1	
-51		RADIO INSTALLATION SEE ELECTRONICS MANUAL -----							NP	
-52	C669504-0103	INSTRUMENT CLUSTER -----							1	
-53	441347	GAGE-LH FUEL SW -----							1	
-54	444678	GAGE-OIL PRESSURE SW -----							1	

CONTINUED ON NEXT PAGE

FIGURE AND INDEX NO.	PART NUMBER	DESCRIPTION	UNITS PER ASSY	USABLE ON CODE
		1 2 3 4 5 6 7		
58 -55	C669505-0101	INSTRUMENT CLUSTER ----- ATTACHING PARTS -----	1	
-56	AN515-6R5	SCREW -----	2	
-57	AN960D6L	WASHER -----	2	
-58	NAS43DD1-42	SPACER -----	2	
-59	MS21045L06	NUT -----	2	
		*-----		
-60	441346	GAGE-RH FUEL SW -----	1	
-61	442792	GAGE-OIL TEMP SW -----	1	
	0500118-96	TUBE ASSY-OIL PRESSURE GAGE TO FIREWALL -----	1	
-62	S1320-5	AMMETER -----	1	
		ATTACHING PARTS -----		
	S1558-1	BRACKET-AMMETER GAGE -----	1	
	0513392-5	SPACER -----	1	
	AN515B8R4	SCREW -----	4	
	MS21045L06	NUT -----	4	
		*-----		
-63	C664501-0103	HOURLY METER -----	1	
		ATTACHING PARTS -----		
	AN515-6R6	SCREW -----	4	
	AN960-6	WASHER -----	8	
	MS21045L06	NUT -----	4	
		*-----		
-64	C668001-0105	INDICATOR-FLAP -----	1	
		ATTACHING PARTS -----		
	S1558-1	BRACKET -----	1	
	0513392-5	SPACER -----	1	
		*-----		
-65	S2135-1	LIGHT ASSY-OVERVOLTAGE -----	1	
-66	0513052-16	LIGHTER ASSY-CIGAR -----	1	
	L4858-1	ELEMENT ASSY CUNO -----	1	
	S1982-1	KNOB-CIGAR LIGHTER -----	1	
	60232-1	CIRCUIT BREAKER-CIGAR LIGHTER -----	1	
-67	0760131-6	SUPPORT ASSY-CONTROL LH -----	1	
-68	0760131-1	SUPPORT ASSY-CONTROL RH -----	1	
-69	S1239-48	CONTROL ASSY-CABIN HEAT -----	1	
-70	S1239-47	CONTROL ASSY-CABIN AIR -----	1	
-71	S1981-5	KNOB ASSY-ALT STATIC AIR -----	1	
-72	S1661-2	SWITCH-FLAP MOTOR -----	1	
	S1771-1	KNOB-FLAP CONTROL -----	1	
	S1216-4	NUT-DECORATIVE -----	1	
-73	S1234-12	CONTROL ASSY-MIXTURE -----	1	
-74	C299505-0102	CONTROL ASSY-THROTTLE -----	1	
-75	S1230-15	CONTROL ASSY-CARBURETOR HEAT -----	1	
-76	C291502-0103	CONTROL ASSY-PRIMER -----	1	
		PANEL ASSY-REMOVABLE SWITCH -----	NP	
		ATTACHING PARTS -----		
	AN515-8R8	SCREW -----	4	
		*-----		
-77	0513076-43	COVER ASSY-SWITCH PANEL -----	1	
-78	S2160-4	SWITCH LANDING & TAXI LIGHT -----	1	
	S2160-5	SWITCH LANDING LIGHT ONLY -----	1	
-79	S2160-1	SWITCH STROBE LIGHT -----	1	
-80	S2160-1	SWITCH BEACON LIGHT -----	1	
-81	S2160-1	SWITCH NAVIGATION LIGHT -----	1	
-82	S2160-1	SWITCH PITOT HEAT -----	1	
	S1824-1	SWITCH-PITOT HEAT FLOATPLANE ONLY -----	1	
	S2161-1	COVER-SWITCH USED WHEN SWITCHES ARE NOT INSTALLED -----	3	
-83	S2161-2	COVER-SWITCH USED WHEN SWITCH IS NOT INSTALLED -----	1	
-84	S1360-5L	CIRCUIT BREAKER 5 AMP TURN COORDINATOR -----	1	
-85	S1360-10L	CIRCUIT BREAKER 10 AMP PITOT HEAT -----	1	
-86	S1360-5L	CIRCUIT BREAKER 5 AMP STROBE LIGHT -----	1	
-87	S1360-15L	CIRCUIT BREAKER 15 AMP FLAP -----	1	
-88	S1360-10L	CIRCUIT BREAKER 10 AMP INSTRUMENT LIGHTS -----	2	
-89	S1360-15L	CIRCUIT BREAKER 15 AMP BEACON LIGHT -----	1	
-90	S1360-10L	CIRCUIT BREAKER 10 AMP NAVIGATION LIGHT -----	1	
-90A	S1360-20L	CIRCUIT BREAKER 20 AMP LANDING LIGHTS -----	1	
-90B	S1596-60L	CIRCUIT BREAKER 60 AMP ALTERNATOR -----	1	
	S2122-1	NUT CIRCUIT BREAKER ATTACH -----	AR	
-90C	S1360-5L	CIRCUIT BREAKER 5 AMP ALT FIELD -----	1	
-90D	C292501-0104	KIT-IGNITION SWITCH -----	1	
-91	S1994-1-1	SWITCH-MASTER -----	1	
-91A	S1843-1	MOUNTING BEZEL-MASTER SWITCH -----	1	

CONTINUED ON NEXT PAGE

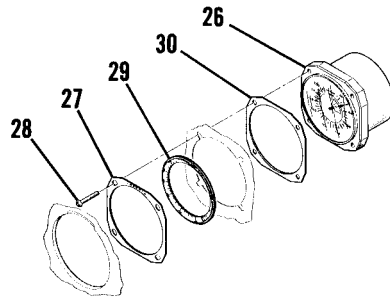
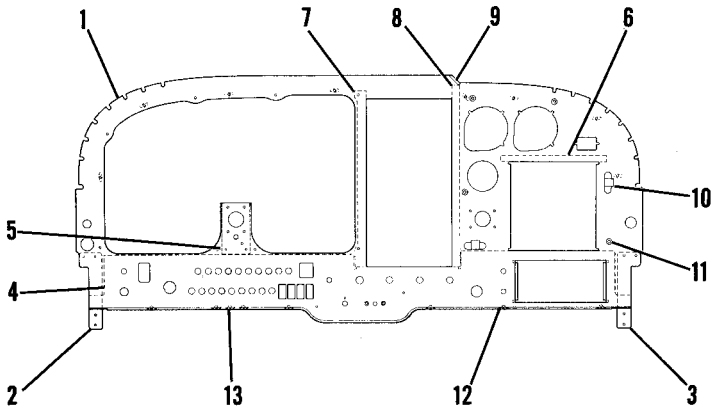
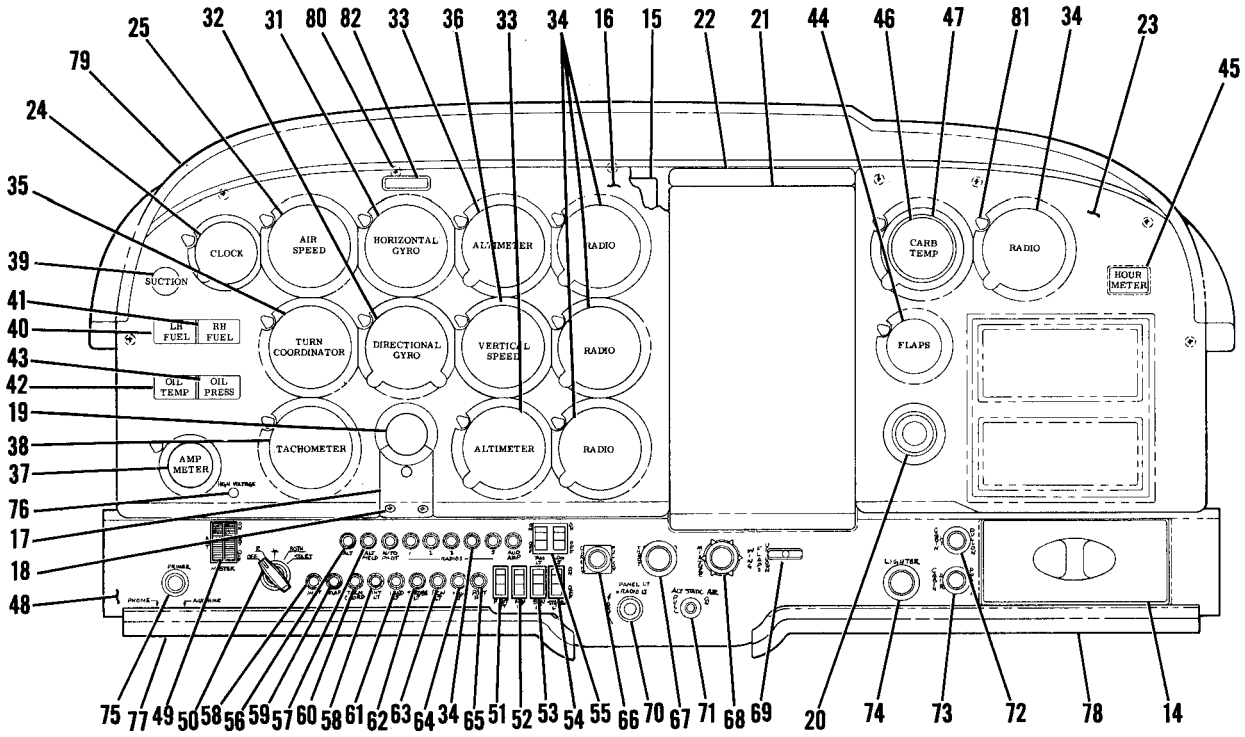
FIGURE AND INDEX NO.	PART NUMBER	DESCRIPTION	UNITS	USABLE
			PER ASSY	ON CODE
		1 2 3 4 5 6 7		
58 -91B	S1995-4	KNOB ASSY-RESISTOR -----	1	
	S2091-5	RESISTOR-PANEL LIGHTS -----	1	
	AN565B2H3	SCREW-SET -----	1	
-92	0513434-5	PAD-KNEE -----	1	
		ATTACHING PARTS		
	AN515-8R13	SCREW -----	2	
	AN960D8L	WASHER -----	2	
		---*---		
-92A	0513454-3	PAD-KNEE -----	1	
		ATTACHING PARTS		
	AN515-8R13	SCREW -----	2	
	AN960D8L	WASHER -----	2	
		---*---		
-92B	0513434-4	PAD-KNEE -----	1	
		ATTACHING PARTS		
	S1021Z6-12C	SCREW -----	2	
	AN960D6L	WASHER -----	2	
		---*---		
-93	C622003-0105	PLACARD-STROBE LIGHT WARNING -----	1	
-94	1213004-2	RETAINER-AIRCRAFT IDENTIFICATION -----	1	
		ATTACHING PARTS		
	S1022Z6-108	SCREW -----	2	
	NAS446-2-3	NUT -----	2	
		---*---		
-95	0505042-2	PLACARD-MARKER BEACON -----	1	
-95A	0400210-2	PLACARD-COMPASS CORRECTION FLOATPLANE ONLY -----	1	
-95B	1220112-4	PLACARD-FLOATPLANE FLAPS FLOATPLANE ONLY -----	1	
-96	0505009-3	PLACARD-WINTERIZATION -----	1	
-97	0515003-2	EYEBROW-INSTRUMENT PANEL -----	1	
		ATTACHING PARTS		
	S1021Z4-6	SCREW -----	6	
		---*---		
		NOTE. *THESE GYROS ARE PHYSICALLY & FUNCTIONALLY INTERCHANGEABLE.		
		NOTE. **THESE GYROS ARE PHYSICALLY & FUNCTIONALLY INTERCHANGEABLE.		
		NOTE. %THIS KIT ALSO INCLUDES TWO DOOR LOCKS & KEYS.		
		NOTE. □THIS PART NUMBER MUST HAVE A SECOND DASH NUMBER ADDED TO DENOTE COLOR. REFER TO HOW TO ORDER INTERIOR PARTS - SEE PAGE VII.		
		NOTE. ***FOR DUAL ALTIMETER INSTALLATION-20 FT INCREMENTS, USE 2 C661025-0102 ALTIMETERS & 6 EACH AN515B6R16 SCREW, AN936A6B WASHER & AN340B6 NUT.		
		NOTE. %FOR DUAL ALTIMETER INSTALLATION-50 FT INCREMENTS, USE 2 C661071-0102 ALTIMETERS & 6 EACH AN515B6R16 SCREW, AN936A6B WASHER & AN340B6 NUT.		
		A---172 SERIAL 17263459 THRU 17265684 F172 SERIAL F17201235 THRU F17201384		



FIGURE AND INDEX NO.	PART NUMBER	DESCRIPTION	UNITS PER ASSY	USABLE ON CODE
58A-		INSTRUMENT PANEL EQUIPMENT INSTALLATION -----	NP	A
- 1	0513088-1	PANEL ASSY-STATIONARY -----	1	
- 2	0513068-1	SUPPORT-LH -----	1	
- 3	0513068-2	SUPPORT-RH -----	1	
- 4	0513088-7	STIFFENER -----	1	
- 5	0513088-9	SUPPORT-CONTROL COLUMN -----	1	
- 6	0513087-1	STIFFENER -----	1	
- 7	0513087-3	STIFFENER-LH -----	1	
- 8	0513087-2	STIFFENER-RH -----	1	
- 9	0513280-1	GUSSET -----	1	
-10	0413522-2	BRACKET-FASTENER -----	2	
	S2092-4	FASTENER-PILE * IN LG BKI REF S2092-4-* -----	AR	
-11	MS35489-4	GROMMET -----	5	
-12	NAS680A08	NUTPLATE -----	7	
-13	NAS680A3	NUTPLATE -----	1	
-14	SEE FIG 59	MAP CASE ASSY -----	1	
-15	0513084-1	PANEL ASSY-SHOCK -----	1	
		ATTACHING PARTS		
	0413523-4	MOUNT ASSY -----	8	
	AN936A8	WASHER -----	16	
	MS25082B2	NUT -----	16	
	0413247-0	STRAP-GROUND -----	1	
		-----*		
	S2092-3	FASTENER-HOOK * IN LG BKI REF S2092-3-* -----	AR	
	MS35489-33	GROMMET -----	8	
-16	0513093-2	COVER ASSY-SHOCK PANEL -----	1	
	S2092-4	FASTENER-PILE * IN LG BKI REF S2092-4-* -----	AR	
	1513839-3	GUIDE -----	8	
-17	0513093-5	COVER-CONTROL COLUMN -----	1	
		ATTACHING PARTS		
-18	S102176-8B	SCREW -----	2	
	NAS395-4-3	NUT -----	2	
		-----*		
-19	0760131-6	SUPPORT & LOCK COLLAR-LH -----	1	
		ATTACHING PARTS		
	AN51586R8	SCREW -----	4	
	AN340B6	NUT -----	4	
		-----*		
-20	0760131-5	SUPPORT & LOCK COLLAR-RH -----	1	
		ATTACHING PARTS		
	AN515-6R8	SCREW -----	4	
	MS20365-632	NUT -----	4	
		-----*		
-21	0513095-1	COVER ASSY-RADIO -----	1	
	S2092-2	FASTENER-PILE * IN LG BKI REF S2092-2-* -----	AR	
-22	0513095-15	COVER-RADIO -----	1	
-23	0513093-1	COVER-RH INSTRUMENT -----	1	
	S2092-4	FASTENER-PILE * IN LG BKI REF S2092-4-* -----	AR	
	1513839-3	GUIDE -----	5	
-24	C664508-0101	CLOCK -----	1	
		ATTACHING PARTS		
	AN51586R10	SCREW -----	3	
		-----*		
-25	C661064-0102	INDICATOR-AIRSPD -----	1	
		ATTACHING PARTS		
	AN51586R16	SCREW -----	4	
		-----*		

CONTINUED ON NEXT PAGE

Instruments (Cont)



TRUE AIRSPEED

172 SERIAL 17265685 & ON
F172 SERIAL F17201385 & ON
 Figure 58A. Instrument Panel Equipment Installation



FIGURE AND INDEX NO.	PART NUMBER	DESCRIPTION							UNITS PER ASSY	USABLE ON CODE
		1	2	3	4	5	6	7		
58A-		TRUE AIRSPEED INSTL -----							NP	
-26	C661065-0102	INDICATOR-TRUE AIRSPEED -----							1	
-27	0700162-1	RING-RETAINER -----							1	
		ATTACHING PARTS -----								
-28	AN515B6R16	SCREW -----							4	
		-----*								
-29	S2234-1	RING -----							1	
-30	0700162-3	SPACER .050 THICK -----							AR	
	0700162-4	SPACER .063 THICK -----							AR	
	0700162-6	SPACER .071 THICK -----							AR	
	0700162-7	SPACER .040 THICK -----							AR	
-31	C661076-0101 %	GYRO-HORIZON -----							1	
	C661076-0102 %	GYRO-HORIZON -----							1	
	C661076-0103 %	GYRO-HORIZON -----							1	
	C661076-0105 %	GYRO-HORIZON -----							1	
		ATTACHING PARTS -----								
	AN515B6R6	SCREW -----							4	
		-----*								
-32	C661075-0101 %%	GYRO-DIRECTIONAL -----							1	
	C661075-0103 %%	GYRO-DIRECTIONAL -----							1	
	C661075-0104 %%	GYRO-DIRECTIONAL -----							1	
	C661075-0107 %%	GYRO-DIRECTIONAL -----							1	
	C661075-0106	GYRO-DIRECTIONAL A.I.M. 200H -----							1	
		ATTACHING PARTS -----								
	AN515B6R6	SCREW -----							3	
		-----*								
	40760-0104	GYRO-DIRECTIONAL ARC NAV-O-MATIC -----							1	
		ATTACHING PARTS -----								
	AN515-6R10	SCREW -----							3	
		-----*								
-33	C661011-0105	INDICATOR-ALTIMETER -----							1	
	C661011-0106	INDICATOR-ALTIMETER ALT -----							1	
	C661071-0101	INDICATOR-ALTIMETER FEET & INCHES 20,000 FT -----							1	
	C661071-0102 **	INDICATOR-ALTIMETER FEET & MILLIBARS 20,000 FT -----							1	
	C661025-0102 ***	INDICATOR-ALTIMETER FEET & MILLIBARS 35,000 FT -----							1	
		ATTACHING PARTS -----								
	AN515B6R16	SCREW -----							3	
		-----*								
-34		RADIO INSTL SEE ELECTRONICS MANUAL -----							NP	
-35	S1413N2	INDICATOR-TURN & BANK -----							1	
	C661003-0504	INDICATOR-TURN COORDINATOR -----							1	
		ATTACHING PARTS -----								
	AN515B6R12	SCREW -----							3	
		-----*								
	42320-0014	INDICATOR-TURN COORDINATOR ARC NAV-O-MATIC -----							1	
		ATTACHING PARTS -----								
	AN515B6R12	SCREW -----							4	
	AN936A6B	WASHER -----							4	
		-----*								
-36	C661080-0101	INDICATOR-VERTICAL SPEED -----							1	
		ATTACHING PARTS -----								
	AN515B6R16	SCREW -----							4	
		-----*								
-37	S1320-5	AMMETER -----							1	
-38	C668020-0102	TACHOMETER -----							1	
		ATTACHING PARTS -----								
	AN515B6R8	SCREW -----							4	
	AN936A6B	WASHER -----							4	
		-----*								
-39	S1605-10	SHAFT-TACHOMETER DRIVE -----							1	
	C668509-0101	GAGE-SUCTION -----							1	

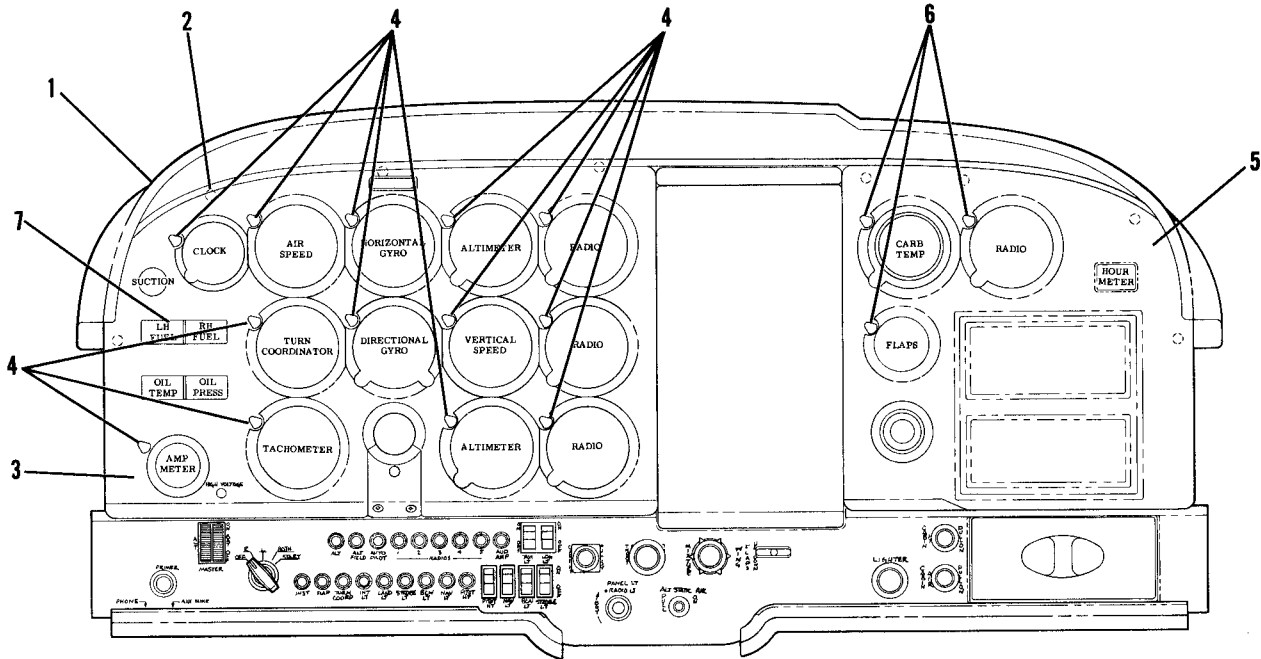
CONTINUED ON NEXT PAGE

FIGURE AND INDEX NO.	PART NUMBER	DESCRIPTION							UNITS PER ASSY	USABLE ON CODE
		1	2	3	4	5	6	7		
58A-	C669511-0102	INSTRUMENT CLUSTER-FUEL -----							1	
		ATTACHING PARTS -----								
	AN51586R16	SCREW -----							2	
	AN430D1-48	SPACER -----							2	
	AN936A6	WASHER -----							2	
	AN340B6	NUT -----							2	
		*-----								
-40	441410	GAGE-LH FUEL SW -----							1	
-41	441411	GAGE-RH FUEL SW -----							1	
	C669512-0102	INSTRUMENT CLUSTER-OIL -----							1	
		ATTACHING PARTS -----								
	AN51586R16	SCREW -----							2	
	NAS430D1-48	SPACER -----							2	
	AN936A6	WASHER -----							2	
	AN940B6	NUT -----							2	
		*-----								
-42	442908	GAGE-OIL TEMP SW -----							1	
-43	444678	GAGE-OIL PRESS SW -----							1	
-44	C668001-0106	INDICATOR-FLAP -----							1	
		ATTACHING PARTS -----								
	S1558-1	BRACKET -----							1	
	0513392-5	SPACER -----							1	
		*-----								
-45	C664502-0101	HOURMETER -----							1	
		ATTACHING PARTS -----								
	AN51586R12	SCREW -----							2	
	NAS430D1-22	SPACER -----							2	
	AN936A6	WASHER -----							2	
	AN340B6	NUT -----							2	
		*-----								
-46	S1311-3	GAGE-CARBURETOR TEMP -----							1	
		ATTACHING PARTS -----								
-47	0411897-3	ADAPTER PLATE -----							1	
	AN51586R12	SCREW -----							4	
	AN51586R8	SCREW -----							3	
	AN340B6	NUT -----							4	
		*-----								
-48	0513090-1	COVER ASSY-LWR -----							1	
-49	S1994-1-1	SWITCH-MASTER -----							1	
	S1843-1	MOUNTING BEZEL-MASTER SWITCH -----							1	
-50	C292501-0104 ***	KIT-IGNITION SWITCH -----							1	
-51	S2160-1	SWITCH-PITOT HEAT -----							1	
-52	S2160-1	SWITCH-NAV LIGHT -----							1	
-53	S2160-1	SWITCH-BEACON LIGHT -----							1	
-54	S2160-1	SWITCH-STROBE LIGHT -----							1	
	S2161-1	COVER-SWITCH USED WHEN SWITCHES ARE NOT INSTALLED -----							AR	
-55	S2160-4	SWITCH-LANDING & TAXI LIGHT -----							1	
	S2161-2	COVER-SWITCH USED WHEN SWITCH IS NOT INSTALLED -----							1	
-56	S1596-60L	CIRCUIT BREAKER-ALTERNATOR -----							1	
-57	S1360-5L	CIRCUIT BREAKER-ALT FIELD -----							1	
-58	S1360-5L	CIRCUIT BREAKER-INSTRUMENT -----							2	
-59	S1360-15L	CIRCUIT BREAKER-FLAP -----							1	
-60	S1360-5L	CIRCUIT BREAKER-TURN COORDINATOR -----							1	
-61	S1360-5L	CIRCUIT BREAKER-LANDING LIGHTS -----							1	
-62	S1360-5L	CIRCUIT BREAKER-STROBE LIGHTS -----							1	
-63	S1360-15L	CIRCUIT BREAKER-BEACON LIGHT -----							1	
-64	S1360-10L	CIRCUIT BREAKER-NAV LIGHT -----							1	
-65	S1360-10L	CIRCUIT BREAKER-PITOT HEAT -----							1	
	S2122-1	NUT-CIRCUIT BREAKER ATTACH -----							AR	

CONTINUED ON NEXT PAGE

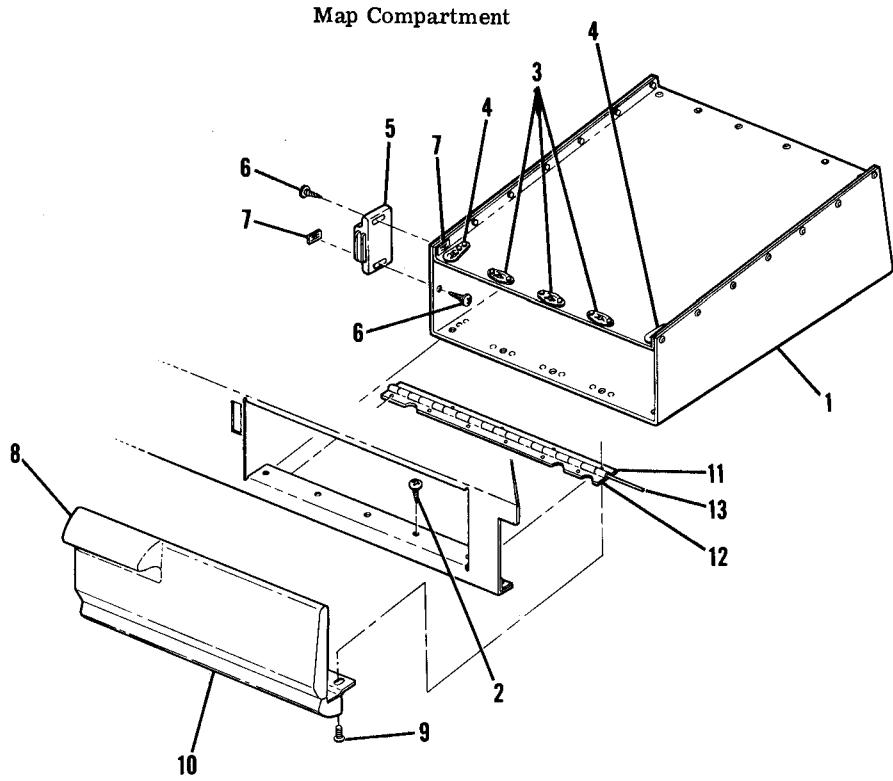
FIGURE AND INDEX NO.	PART NUMBER	DESCRIPTION	UNITS PER ASSY	USABLE ON CODE
		1 2 3 4 5 6 7		
58A-66	S1230-15	CONTROL-CARBURETOR HEAT -----	1	
-67	C299505-0102	CONTROL-THROTTLE -----	1	
-68	S1234-12	CONTROL-MIXTURE -----	1	
	S1661-2	SWITCH-FLAPS -----	1	
-69	S1771-1	KNOB-FLAP CONTROL -----	1	
	S1216-4	NUT-DECORATIVE -----	1	
	S2091-5	RESISTOR ASSY-PANEL LIGHTS -----	1	
-70	S1995-4	KNOB ASSY-RESISTOR -----	1	
	AN56582H3	SETSCREW -----	1	
-71	S1981-5	KNOB ASSY-ALT STATIC AIR -----	1	
-72	S1239-47	CONTROL-CABIN HEAT -----	1	
-73	S1239-48	CONTROL-CABIN AIR -----	1	
-74	0513052-3	LIGHTER ASSY-CIGAR -----	1	
	L4858-1	ELEMENT ASSY CUND -----	1	
	S1740-6	KNOB-CIGAR LIGHTER -----	1	
	60232-1	CIRCUIT BREAKER-LIGHTER -----	1	
-75	C291502-0103	CONTROL-PRIMER -----	1	
-76	S2135-1	LIGHT -----	1	
-77	0513092-1	KNEE PAD-LWR LH -----	1	
		ATTACHING PARTS		
	AN515-8R13	SCREW -----	4	
	AN960D8L	WASHER -----	4	
		---*---		
-78	0513092-2	KNEE PAD-LWR RH -----	1	
		ATTACHING PARTS		
	AN515-8R13	SCREW -----	3	
	AN960D8L	WASHER -----	3	
		---*---		
-79	0515003-4	EYEBROW ASSY -----	1	
		ATTACHING PARTS		
-80	S1023A6-8B	SCREW -----	8	
	S106781	WASHER -----	8	
		---*---		
-81	SEE FIG 58B	POST LIGHTED INSTRUMENT PANEL INSTALLATION -----	1	
-82	SEE FIG 2	PLACARDS -----	AR	
		NOTE. *LENGTH TO BE DETERMINED LATED.		
		NOTE. **FOR DUAL ALTIMETER INSTL-50 FT INCREMENTS, USE 2 C661071-0102 ALTIMETERS & 6 EACH AN515B6R16 SCREWS, AN936A6B WASHERS & AN340B6 NUTS.		
		NOTE. ***FOR DUAL ALTIMETER INSTL-20 FT INCREMENTS, USE 2 C661025-0102 ALTIMETERS & 6 EACH AN515B6R16 SCREWS, AN936A6B WASHERS & AN340B6 NUTS.		
		NOTE. %THESE GYROS ARE PHYSICALLY & FUNCTIONALLY INTERCHANGEABLE.		
		NOTE. %%THESE GYROS ARE PHYSICALLY & FUNCTIONALLY INTERCHANGEABLE.		
		NOTE. %%%THIS KIT ALSO INCLUDES TWO DOOR LOCKS & KEYS.		
		NOTE. □THIS PART NUMBER MUST HAVE A SECOND DASH NUMBER ADDED TO DENOTE COLOR. REFER TO HOW TO ORDER INTERIOR PARTS-SEE PAGE VII.		
		A---172 SERIAL 17265685 & ON F172 SERIAL F17201385 & ON		

Instruments (Cont)

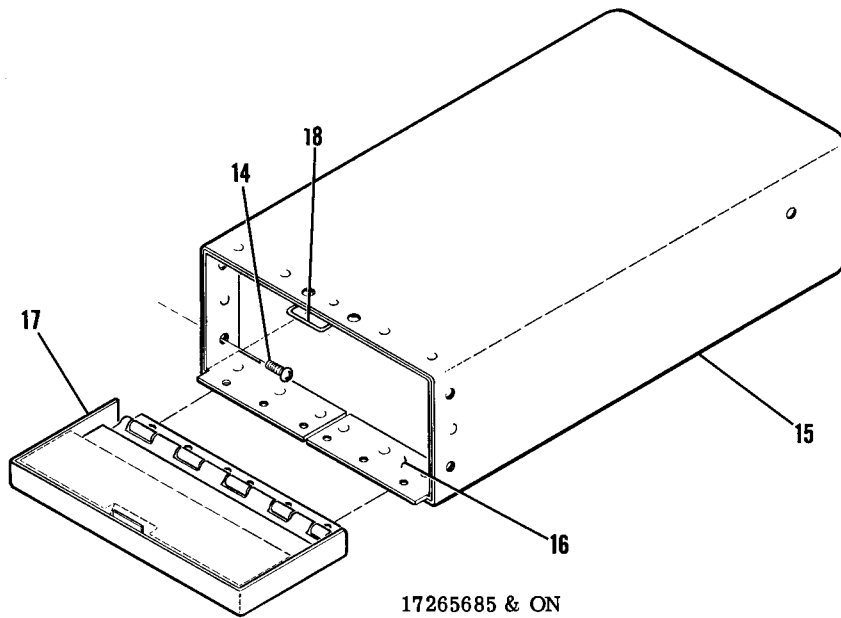


172 SERIAL 17265685 & ON
F172 SERIAL F17201385 & ON
 Figure 58B. Post Lighted Instrument Panel Covers

FIGURE AND INDEX NO.	PART NUMBER	DESCRIPTION	UNITS PER ASSY	USABLE ON CODE
1 2 3 4 5 6 7				
588-		POST LIGHTED INSTRUMENT PANEL COVERS -----	NP	A
- 1	0515034-1	GLARESHIELD ASSY -----	1	
	0515034-6	GLARESHIELD ASSY FLOATPLANE ONLY -----	1	
		ATTACHING PARTS -----		
- 2	S1023A6-8B	SCREW -----	4	
	S1067B1	WASHER -----	4	
	AN525-832R10	SCREW -----	8	
	NAS680A08	NUTPLATE -----	5	
	NAS684A08	NUTPLATE -----	3	
		-----*		
- 3	0513094-3	COVER ASSY-LH POST LIGHTED -----	1	
	S2092-4	FASTENER-PILE * IN LG BKI REF S2092-4-* -----	AR	
	1513839-3	GUIDE -----	8	
- 4	1213379-9	POST LIGHT ASSY -----	13	
	MS25237-330	BULB-POST LIGHT -----	1	
- 5	0513094-5	COVER ASSY-RH POST LIGHTED -----	1	
	S2092-4	FASTENER-PILE * IN LG BKI REF S2092-4-* -----	AR	
	1513839-3	GUIDE -----	5	
- 6	1213379-9	POST LIGHT ASSY -----	3	
	MS25237-330	BULB-POST LIGHT -----	1	
- 7	1270479-10	LIGHT ASSY-INSTRUMENT CLUSTER -----	1	
	1270479-9	HOLDER ASSY-LAMP -----	1	
	S1894-1	BULB-INSTRUMENT CLUSTER -----	2	
<p>NOTE. *LENGTH TO BE DETERMINED LATER.</p> <p>NOTE. □THIS PART NUMBER MUST HAVE A SECOND DASH NUMBER ADDED TO DENOTE COLOR. REFER TO HOW TO ORDER INTERIOR PARTS-SEE PAGE VII.</p> <p>A---172 SERIAL 17265685 & ON F172 SERIAL F17201385 & ON</p>				



17263459 THRU 17265684
F17201235 THRU F17201384

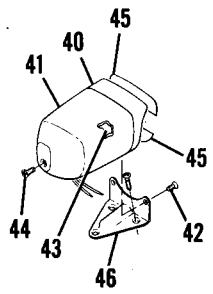


17265685 & ON
F17201385 & ON

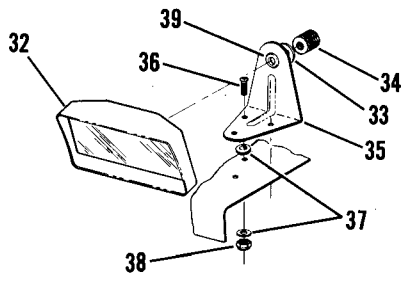
Figure 59. Map Compartment Installation

FIGURE AND INDEX NO.	PART NUMBER	1	2	3	4	5	6	7	DESCRIPTION	UNITS PER ASSY	USABLE ON CODE
59 -									MAP COMPARTMENT INSTALLATION -----	NP	A
- 1	0513320-8								MAP CASE ASSY -----	1	
									ATTACHING PARTS -----		
- 2	S102126-6								SCREW -----	10	
									-----*		
- 3	S1863-2A								NUT-ANCHOR -----	6	
- 4	S1862-1A								NUT-ANCHOR -----	4	
- 5	S1895-1								CATCH ASSEMBLY-MAGNETIC -----	1	
									ATTACHING PARTS -----		
- 6	S102126-8								SCREW -----	2	
- 7	NAS446-2-3								NUT -----	2	
									-----*		
- 8	0513438-1	□							DOOR ASSEMBLY-MAP CASE -----	1	
									ATTACHING PARTS -----		
- 9	AN515-6R5								SCREW -----	5	
	MS21045L06								NUT -----	5	
									-----*		
-10	0513438-8								PAD -----	1	
-11	0513316-21								HINGE HALF -----	1	
-12	0513316-22								HINGE HALF -----	1	
-13	MS20253P1								PIN-HINGE 8.14 IN LG BKI REF MS20253P1-8.14 -----	1	
	0513085-1								MAP CASE ASSY-REMOVABLE -----	1	B
									ATTACHING PARTS -----		
-14	S102126-8								SCREW -----	4	
									-----*		
-15	0513085-3	□							CASE-MAP -----	1	
-16	0513085-12								DOUBLER-MAP CASE -----	1	
-17	0513085-2	□							DOOR ASSY-MAP CASE -----	1	
-18	1513189-9								CLIP-MAP CASE -----	1	
<p>NOTE. □THIS PART NUMBER MUST HAVE A SECOND DASH NUMBER ADDED TO DENOTE COLOR. REFER TO HOW TO ORDER INTERIOR PARTS-PAGE VII.</p> <p>A---172 SERIAL 17263459 THRU 17265684 F172 SERIAL F17201235 THRU F17201384 B---172 SERIAL 17265685 & ON F172 SERIAL F17201385 & ON</p>											

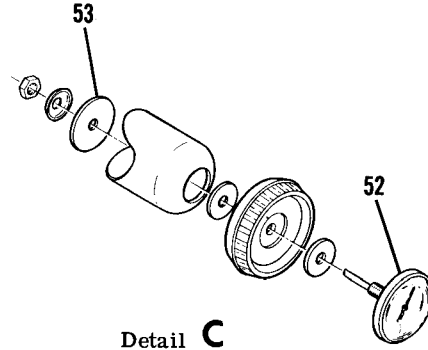
Fuselage Equipment



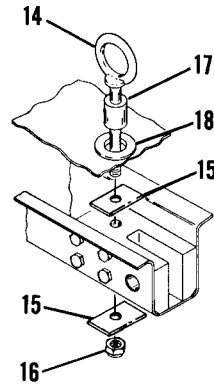
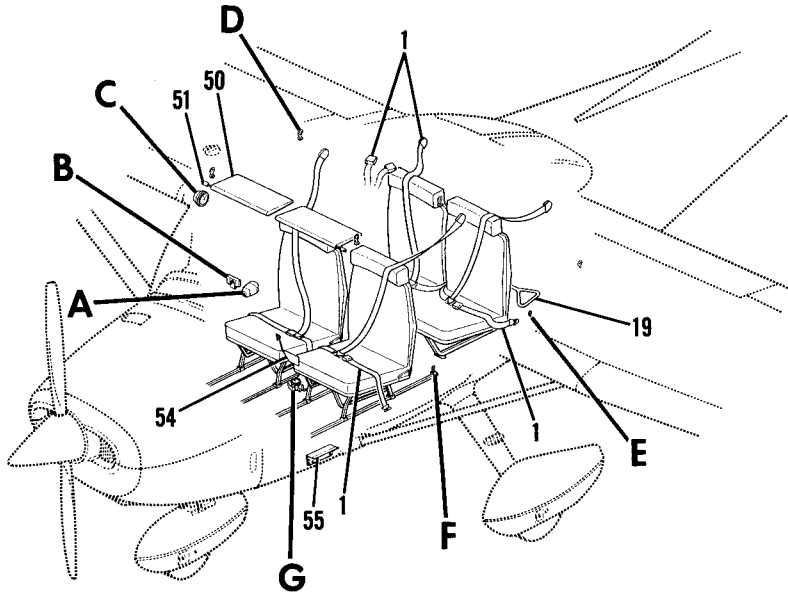
Detail A



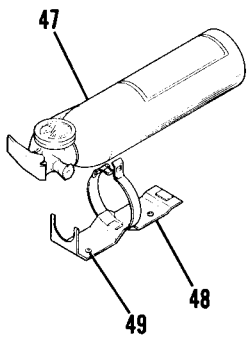
Detail B



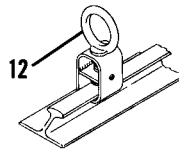
Detail C



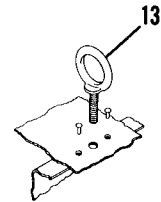
Detail D



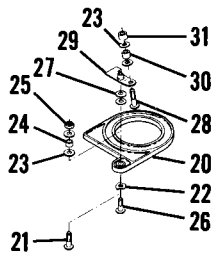
Detail G



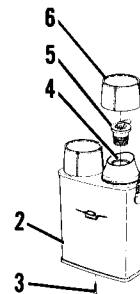
Detail F



Detail E



CUP HOLDER



GLIDER TOW HOOK

Figure 60. Fuselage Equipment Installation

FIGURE AND INDEX NO.	PART NUMBER	DESCRIPTION	UNITS PER ASSY	USABLE ON CODE
		1 2 3 4 5 6 7		
60 -		FUSELAGE EQUIPMENT INSTALLATION -----	NP	
- 1	SEE FIG 61	SEAT BELT & SHOULDER HARNESS INSTALLATION -----	1	
- 2	C733001-0101	TWIN PACK ASSY-BEVERAGE -----	1	
- 3	S1021A10-16	SCREW -----	2	
- 4	01	FILLER LFC -----	2	
- 5	C733001-0103	STOPPER -----	2	
- 6	1195-0061	CAP LFC -----	2	
- 7	0500228-2	TOW HOOK-GLIDER -----	1	
		ATTACHING PARTS -----		
- 8	AN970-5	WASHER -----	2	
- 9	0500228-5	BUSHING -----	1	
-10	S1450-5-14-063	WASHER -----	1	
		-----*		
-11	0500228-3	CORD-TOW HOOK -----	1	
-12	0711121-2	SLIDE ASSY-CARGO TIE DOWN -----	2	
-13	0511165	EYEBOLT-CARGO TIE DOWN -----	6	
-14	0541115-3	EYEBOLT-HOISTING -----	4	
		ATTACHING PARTS -----		
-15	0541115-4	PLATE -----	2	
-16	MS21042L5	NUT -----	1	
-17	0541115-2	SPACER -----	1	
		-----*		
-18	MS35489-17	GROMMET -----	4	
-19	0501019-1	TOW BAR ASSY -----	1	
-20	0501022-1	HOLDER-CUP -----	2	
		ATTACHING PARTS -----		
-21	AN525-10R14	SCREW WHEN INSTALLED IN GLOVE BOX -----	1	
-22	S1357-3	WASHER -----	1	
-23	AN960-10L	WASHER -----	2	
-24	NAS43DD3-8	SPACER WHEN INSTALLED IN GLOVE BOX -----	1	
-25	MS21044N3	NUT WHEN INSTALLED IN GLOVE BOX -----	1	
-26	AN525-10R12	SCREW -----	1	
-27	AN960-10	WASHER -----	2	
-28	AN525-832R20	SCREW -----	1	
-29	0513437-2	BRACKET ASSY -----	1	
-30	NAS43DD3-26	SPACER -----	1	
-31	NAS43DD3-19	SPACER -----	1	
		-----*		
-32	0500312-2	REAR VIEW MIRROR INSTALLATION -----	NP	
		MIRROR & COVER ASSY -----	1	
		ATTACHING PARTS -----		
-33	S1450-4A11-.063	WASHER -----	1	
-34	0500313-1	NUT -----	1	
		-----*		
-35	0500310-1	BRACKET ASSY -----	1	
		ATTACHING PARTS -----		
-36	AN507B832R8	SCREW -----	3	
-37	S1450-3A14-.050	WASHER -----	4	
-38	MS20365B832C	NUT -----	3	
		-----*		
-39	MS35489-6	GROMMET -----	1	
		COMPASS INSTALLATION -----	NP	
-40	0413517-13	BEZEL-COMPASS -----	1	
-41	0413517-12	CUP-COMPASS -----	1	
		ATTACHING PARTS -----		
-42	AN510B4R6	SCREW -----	2	
		-----*		
-43	C660501-0101	COMPASS -----	1	
		ATTACHING PARTS -----		
-44	AN507B832R14	SCREW -----	1	
		-----*		
-45	SEE FIG 2	PLACARD-COMPASS CORRECTION -----	2	
-46	SEE FIG 23	BRACKET-COMPASS MOUNTING -----	1	

CONTINUED ON NEXT PAGE

FIGURE AND INDEX NO.	PART NUMBER	DESCRIPTION	UNITS PER ASSY	USABLE ON CODE
				1 2 3 4 5 6 7
60 -47	C421001-0101	FIRE EXTINGUISHER -----	1	
-48	C421001-0102	BRACKET ASSY-FIRE EXTINGUISHER -----	1	
		ATTACHING PARTS		
-49	AN520-10R8	SCREW -----	4	
	NAS680A3	NUTPLATE -----	4	
		-----*		
-50	0700122-13	SUN VISOR ASSY-LH -----	1	
	0700122-12	SUN VISOR ASSY-RH -----	1	
		ATTACHING PARTS		
-51	0713011-12	BRACKET-SUN VISOR -----	1	
	AN507-1032R14	SCREW -----	2	
		-----*		
-52	C668507-0101	GAGE-OUTSIDE AIR TEMPERATURE -----	1	
-53	S1450-5A24-040	WASHER -----	1	
-54	0513385-7	CONTROL LOCK ASSY -----	1	A
	0513385-9	CONTROL LOCK ASSY -----	1	B
-55	SEE FIG 63	STEP & HANDLE INSTALLATION -----	1	
	SEE FIG 62	PORTABLE STRETCHER INSTALLATION -----	1	
	SEE FIG 12	CUP-FUEL SAMPLER -----	1	
		A---172 SERIAL 17263459 THRU 17265684 F172 SERIAL F17201235 THRU F17201384		
		B---172 SERIAL 17265685 & ON F172 SERIAL F17201385 & ON		



FIGURE AND INDEX NO.	PART NUMBER	DESCRIPTION							UNITS PER ASSY	USABLE ON CODE	
		1	2	3	4	5	6	7			
61 -		SEAT BELT AND SHOULDER HARNESS INSTALLATION -----							NP		
- 1	S2240CC103	**							2	A	
	S2240BB103	**							2	A	
	S2240AA103	**							2	A	
	S2240T103	**							2	A	
	S2240DD103	**							2	A	
	S2240B103	**							2	A	
	S2240CC103	**							2	B	
	S2240FF103	**							2	B	
	S2240GG103	**							2	B	
	S2240EE103	**							2	B	
	S2240HH103	**							2	B	
	S2240B103	**							2	B	
			ATTACHING PARTS								
- 2	AN4-6A								2		
- 3	NAS43HT4-18								2		
- 4	AN960-416								2		
- 5	MS21042L4								2		
			-----*								
- 6	0510205-9								2		
	0510205-10								2		
			ATTACHING PARTS								
- 7	AN4-5								2		
- 8	AN960-416								1		
- 9	0510211-1								1		
-10	MS21042L4								2		
			-----*								
-11	S1746CC13								2		
	S1746BB13								2		
	S1746AA13								2		
	S1746T13								2		
	S1746DD13								2		
	S1746B13								2		
	S2240CC108	**							2	A	
	S2240BB108	**							2	A	
	S2240AA108	**							2	A	
	S2240T108	**							2	A	
	S2240DD108	**							2	A	
	S2240B108	**							2	A	
	S2240CC108	**							2	B	
	S2240FF108	**							2	B	
	S2240GG108	**							2	B	
	S2240EE108	**							2	B	
	S2240HH108	**							2	B	
	S2240B108	**							2	B	
			ATTACHING PARTS								
-12	AN4-6A								1		
-13	NAS43HT4-10								1		
-14	AN960-416								1		
-15	MS21042L4								1		
			-----*								
-15A	0515035-1								1	B	
			ATTACHING PARTS								
-15B	AN26-9A								1		
-15C	MS21042L6								1		
-15D	AN4-6A								1		
-15E	MS21042L4								1		
			-----*								
-16	0711083-1								2		
			ATTACHING PARTS								
-17	AN4-6A								1		
			-----*								
-18	S1746CC-5								1		
	S1746BB-5								1		
	S1746AA-5								1		
	S1746T-5								1		
	S1746DD-5								1		
	S1746B-5								1		

CONTINUED ON NEXT PAGE

Fuselage Equipment (Cont)

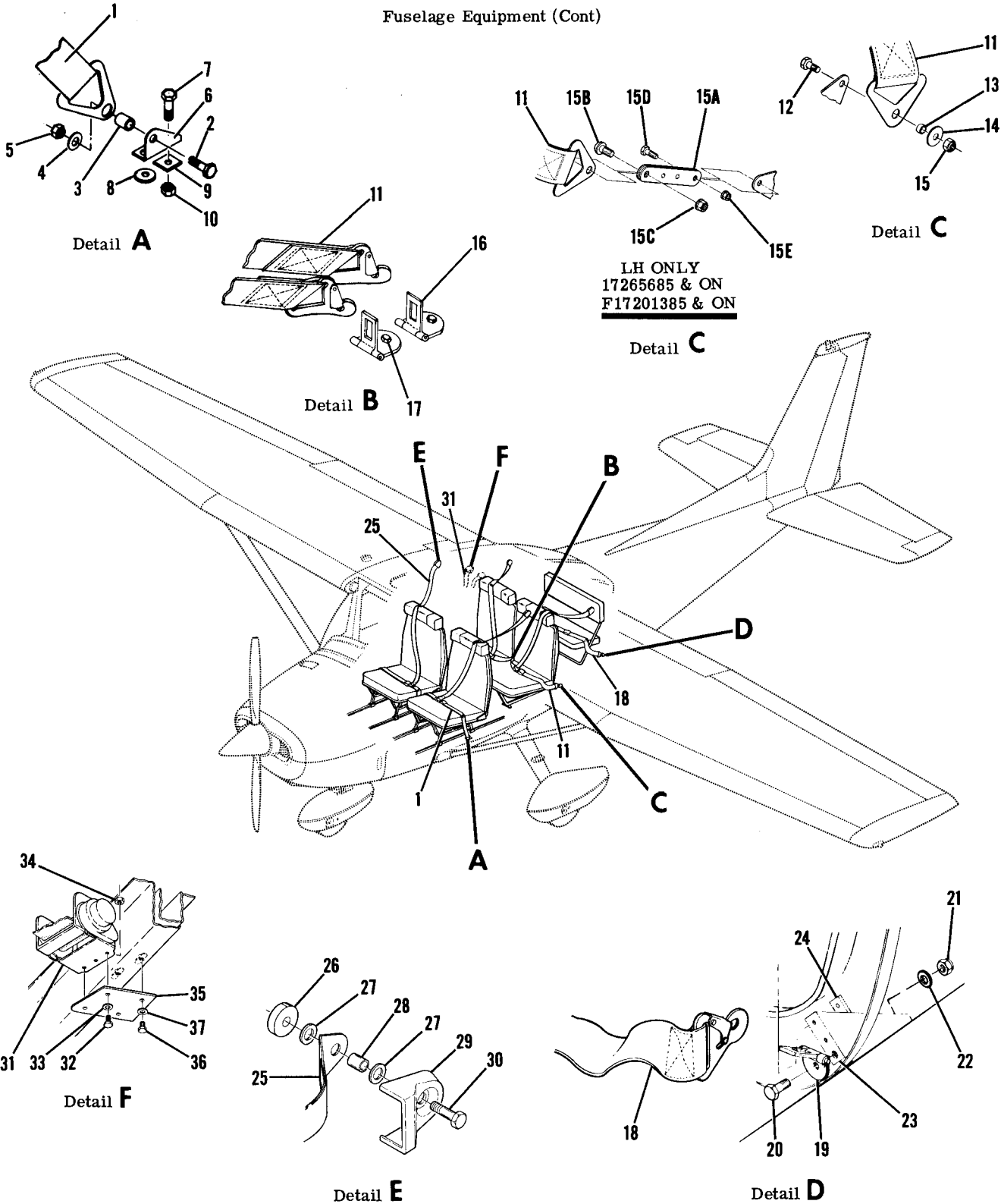


Figure 61. Seat Belts & Shoulder Harness Installation



FIGURE AND INDEX NO.	PART NUMBER	DESCRIPTION							UNITS PER ASSY	USABLE ON CODE	
		1	2	3	4	5	6	7			
61 -	S1746CC5	SEAT BELT ASSY-CHILDS SEAT	BROWN	-----					1	B	
	S1746FF5	SEAT BELT ASSY-CHILDS SEAT	BLUE	-----					1	B	
	S1746GG5	SEAT BELT ASSY-CHILDS SEAT	GREEN	-----					1	B	
	S1746EE5	SEAT BELT ASSY-CHILDS SEAT	RED	-----					1	B	
	S1746HH5	SEAT BELT ASSY-CHILDS SEAT	GOLD	-----					1	B	
	S1746B5	SEAT BELT ASSY-CHILDS SEAT	BLACK	-----					1	B	
	-19	0711083-1	LATCH ASSY	-----						2	
			ATTACHING PARTS								
	-20	AN4-6A	BOLT	-----						1	
	-21	MS21042L4	NUT	-----						1	
	-22	AN960-416	WASHER	-----						1	
			-----*								
	-23	0512169-3	BRACKET-LH	-----						1	
		0512169-4	BRACKET-RH	-----						1	
	-24	0712009-2	SPACER	-----						2	
	-25	S2240CC201	SHOULDER HARNESS ASSY	BROWN	-----					4	A
		S2240BB201	SHOULDER HARNESS ASSY	BLUE	-----					4	A
		S2240AA201	SHOULDER HARNESS ASSY	GREEN	-----					4	A
		S2240T201	SHOULDER HARNESS ASSY	RED	-----					4	A
		S2240DD201	SHOULDER HARNESS ASSY	GOLD	-----					4	A
		S2240B201	SHOULDER HARNESS ASSY	BLACK	-----					4	A
		S2240CC201	SHOULDER HARNESS ASSY	BROWN	-----					4	B
		S2240FF201	SHOULDER HARNESS ASSY	BLUE	-----					4	B
		S2240GG201	SHOULDER HARNESS ASSY	GREEN	-----					4	B
		S2240EE201	SHOULDER HARNESS ASSY	RED	-----					4	B
		S2240HH201	SHOULDER HARNESS ASSY	GOLD	-----					4	B
		S2240B201	SHOULDER HARNESS ASSY	BLACK	-----					4	B
			ATTACHING PARTS								
	-26	2013131-1	SPACER-FWD SHOULDER HARNESS	-----						1	
	-27	AN960-616	WASHER	-----						2	
	-28	NAS43HT4-22	SPACER	-----						1	
	-29	0415010-1	COVER	-----						1	
	-30	NAS464P4A12	BOLT-FWD SHOULDER HARNESS	-----						1	
		NAS464P4A8	BOLT-REAR SHOULDER HARNESS	-----						1	
			-----*								
	-31	S2199-7	BELT ASSY-PILOT LAP & SHOULDER HARNESS	-----						1	
		S2199-8	BELT ASSY-COPILOT LAP & SHOULDER HARNESS	-----						1	
		ATTACHING PARTS									
-32	AN4-6A	BOLT	-----						2		
-33	AN960-416	WASHER	-----						4		
-34	MS21042L4	NUT	-----						2		
		-----*									
-35	0501046-4	PLATE-INERTIA REEL	-----						2		
		ATTACHING PARTS									
-36	AN4-6A	BOLT	-----						2		
-37	AN960-416	WASHER	-----						2		
		-----*									
		NOTE. %WHEN ORDERING SEAT BELTS FOR AUSTRALIAN USE, ADD VH TO PART NUMBER. EXAMPLE-S2240CC103VH									
		NOTE. *FOR USE WITH SHOULDER HARNESS. WHEN INITIALLY REPLACING THIS PART FOR AIRCRAFT PRIOR TO 17264659 & F17201385 BOTH SEAT BELT & SHOULDER HARNESS MUST BE REPLACED.									
		NOTE. **WHEN INITIALLY REPLACING THIS PART FOR AIRCRAFT PRIOR TO 17264659 & F17201385 BOTH SEAT BELT & SHOULDER HARNESS MUST BE REPLACED.									
		NOTE. @THIS PART NUMBER CONSISTS OF A BLACK LAP BELT & SHOULDER HARNESS & INCLUDES INERTIA REEL ASSY.									
		A---172 SERIAL 17263459 THRU 17265684 F172 SERIAL F17201235 THRU F17201384									
		B---172 SERIAL 17265685 & ON F172 SERIAL F17201385 & ON									

Fuselage Equipment (Cont)

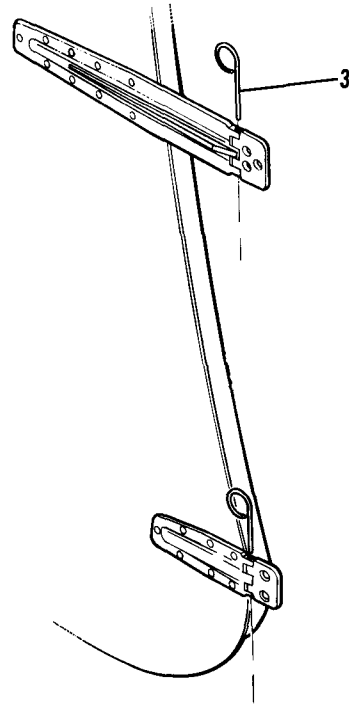
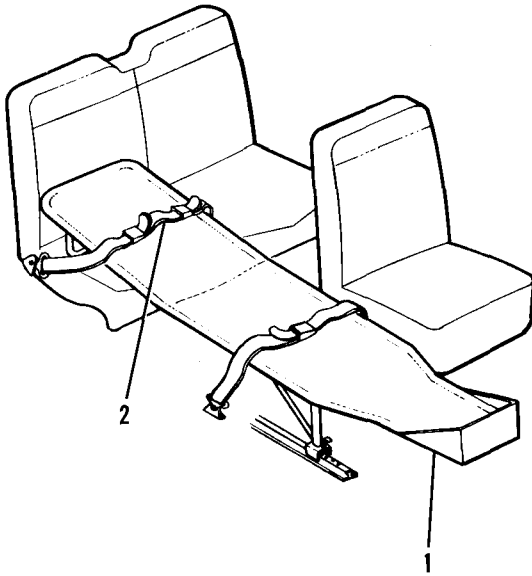


Figure 62. Portable Stretcher Installation

FIGURE AND INDEX NO.	PART NUMBER	DESCRIPTION	UNITS PER ASSY	USABLE ON CODE
62 - - 1 - 2 - 3	0700164-6 S1809-1 S1426-2	1 2 3 4 5 6 7 STRETCHER INSTALLATION-PORTABLE ----- STRETCHER-PORTABLE ----- BELT-EXTENSION METAL TO METAL BUCKLE ----- PIN-HINGE -----	NP 1 1 2	

Fuselage Equipment (Cont)

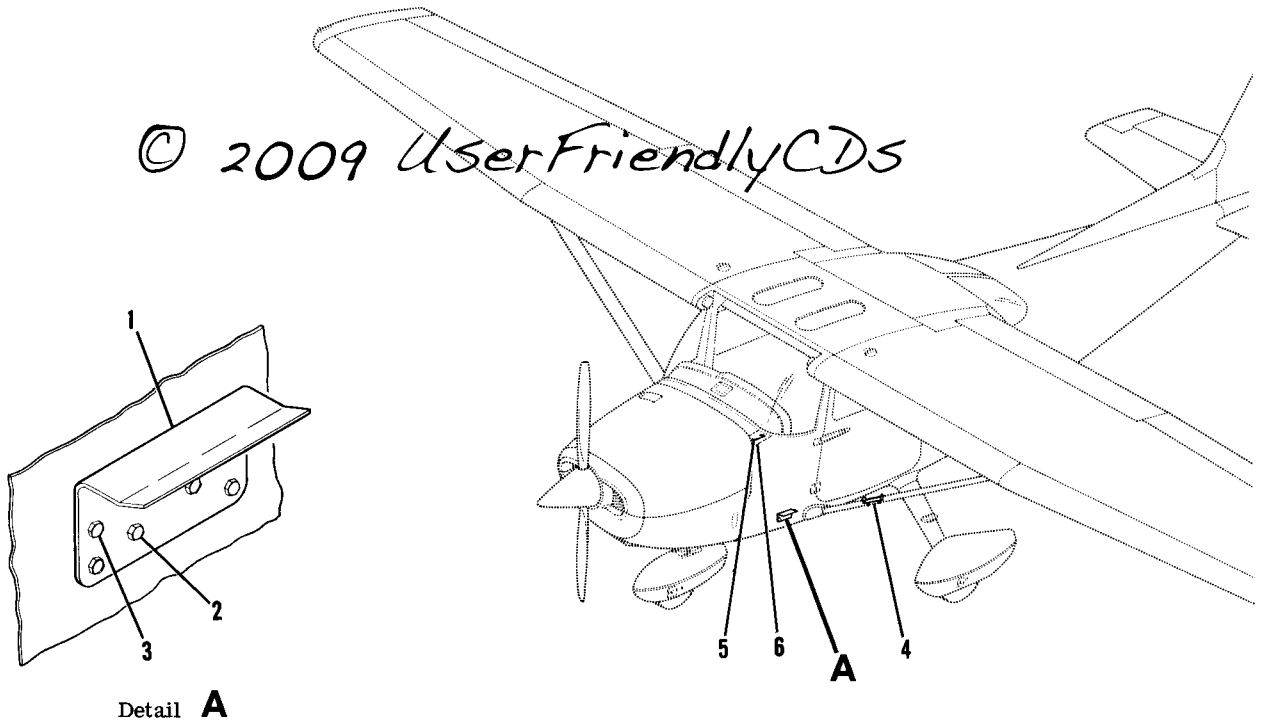
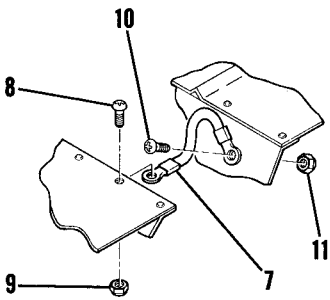
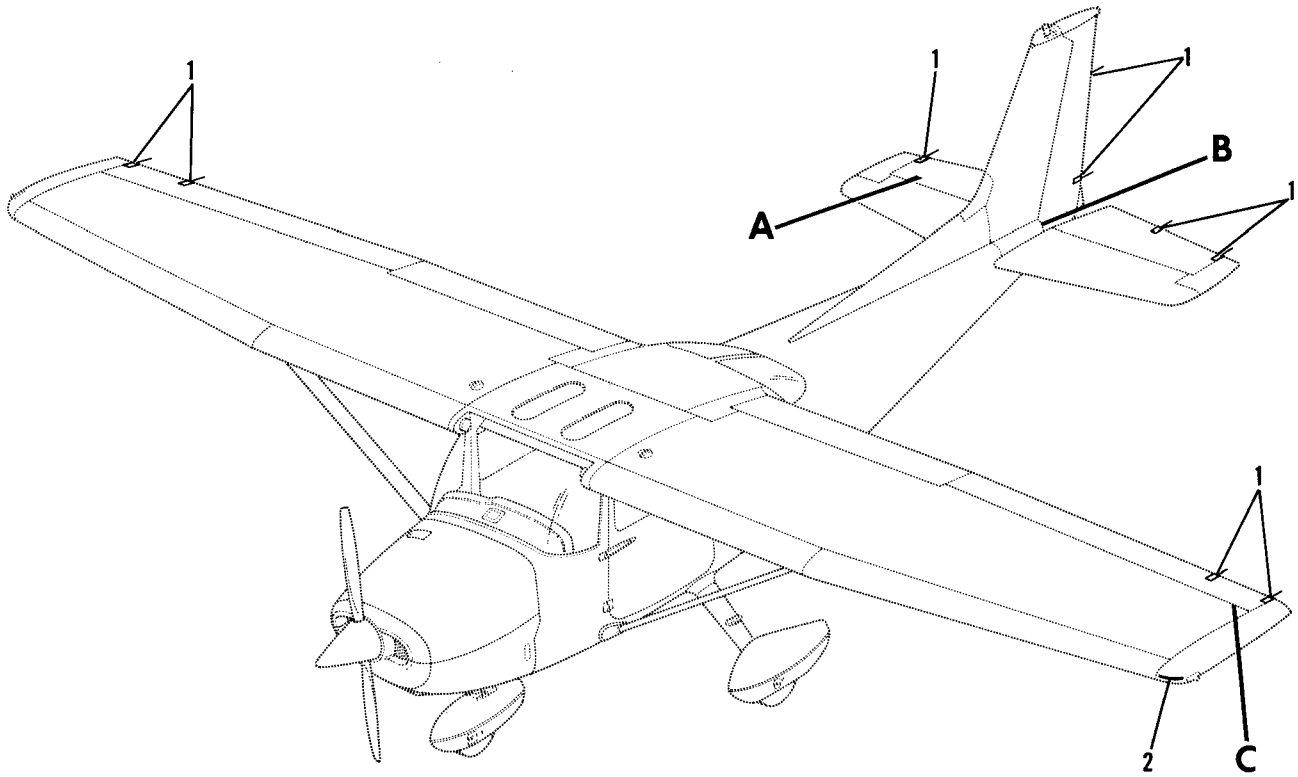


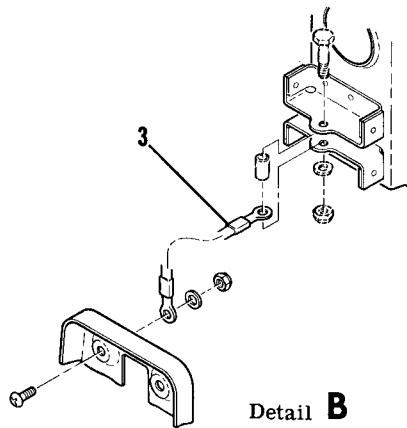
Figure 63. Step & Handle Installation

FIGURE AND INDEX NO.	PART NUMBER	DESCRIPTION	UNITS PER ASSY	USABLE ON CODE
		1 2 3 4 5 6 7		
63 -		STEP & HANDLE INSTALLATION-REFUELING -----	NP	
- 1	0513395-1	STEP-LH -----	1	
	0513395-2	STEP-RH -----	1	
		ATTACHING PARTS		
- 2	AN3-4A	BOLT -----	6	
	MS21044N3	NUT -----	6	
	AN960D10L	WASHER -----	5	
- 3	AN970-3	WASHER -----	1	
		-----*		
- 4	0500276-1	STEP ASSEMBLY-STRUT LH -----	1	
	0500276-2	STEP ASSEMBLY-STRUT RH -----	1	
		ATTACHING PARTS		
	AN3-3A	BOLT -----	2	
	MS21044N3	NUT -----	2	
	AN960D10L	WASHER -----	2	
		-----*		
- 5	1613224-2	HANDLE-ASSIST -----	2	
		ATTACHING PARTS		
	S1450-4H12-050	WASHER UPPER -----	2	
	AN960-416L	WASHER LOWER -----	2	
	MS21042L4	NUT -----	2	
		-----*		
- 6	0513429-1	DOUBLER-LH -----	1	
	0513429-2	DOUBLER-RH -----	1	

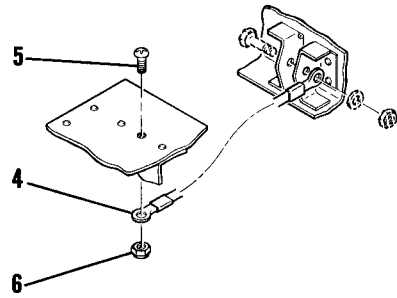
Static Dischargers



Detail C



Detail B



Detail A

172 SERIAL 17265685 & ON
F172 SERIAL F17201385 & ON
Figure 63A. Static Discharger Installation

FIGURE AND INDEX NO.	PART NUMBER	DESCRIPTION	UNITS PER ASSY	USABLE ON CODE
		1 2 3 4 5 6 7		
63A-		STATIC DISCHARGER INSTALLATION -----	NP	A
- 1	C592001-0201	WICK-STATIC DISCHARGE -----	10	
- 2	1570102-10	STRAP ASSY-BONDING -----	2	
- 3	1570102-12	STRAP ASSY-BONDING -----	1	
- 4	1570102-14	STRAP ASSY-BONDING -----	2	
		ATTACHING PARTS		
- 5	AN515-8R6	SCREW -----	1	
- 6	MS21044N08	NUT -----	1	
		-----*		
- 7	1570102-19	STRAP ASSY-BONDING -----	2	
		ATTACHING PARTS		
- 8	AN515-8R6	SCREW -----	1	
- 9	MS21044N08	NUT -----	1	
-10	AN525-10R6	SCREW -----	1	
-11	MS21044N3	NUT -----	1	
		-----*		
		A---172 SERIAL 17265685 & ON F172 SERIAL F17201385 & ON		

Propeller

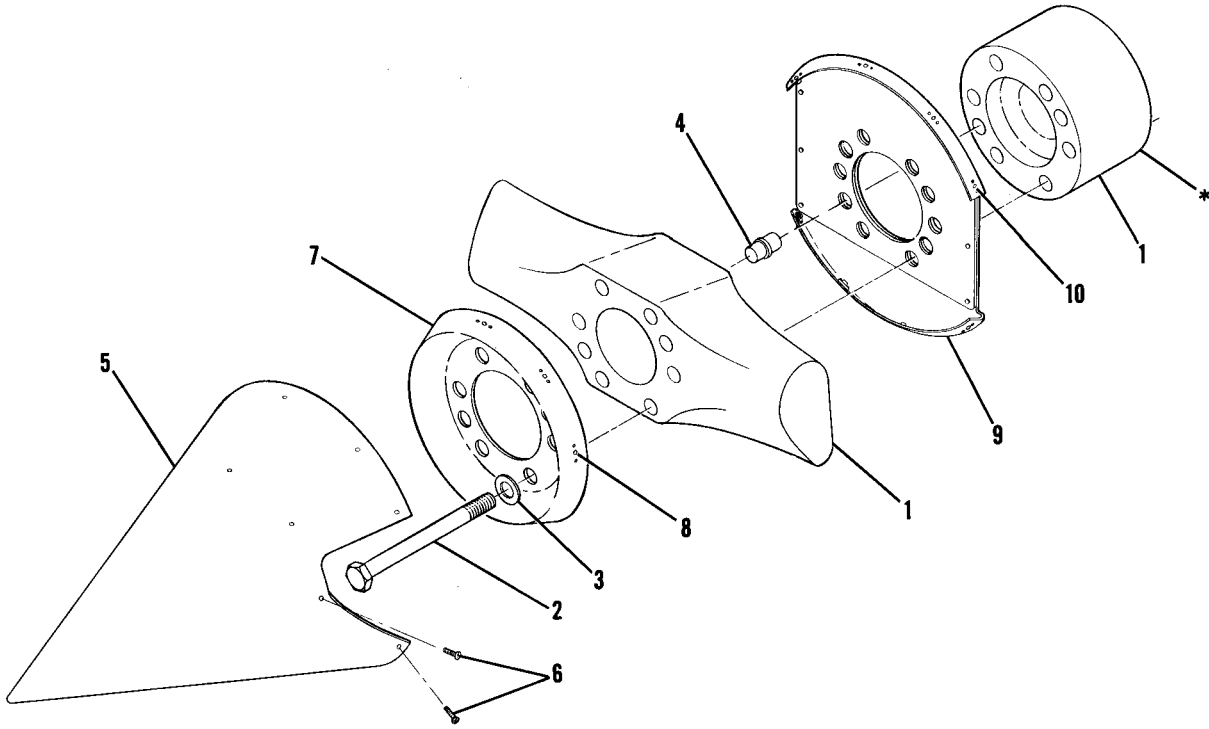


Figure 64. Propeller Installation

FIGURE AND INDEX NO.	PART NUMBER	DESCRIPTION	UNITS PER ASSY	USABLE ON CODE
		1 2 3 4 5 6 7		
64 -		PROPELLER INSTALLATION -----	NP	
- 1	C161001-0306	PROPELLER ASSY -----	1	
	C161001-0309	PROPELLER ASSY ALT -----	1	
	C161001-0307	PROPELLER ASSY FLOATPLANE ONLY -----	1	
	C161001-0308	PROPELLER ASSY FLOATPLANE ONLY ALT -----	1	
		ATTACHING PARTS -----		
- 2	A2513-38	BOLT MCL -----	6	
- 3	A1638-11	WASHER MCL -----	6	
- 4	A2973-6	DOWEL -----	2	
		---*---		
- 5	0550236-8	SPINNER -----	1	
		ATTACHING PARTS -----		
- 6	AN525-832R7	SCREW -----	14	
		---*---		
- 7	0550321-4	BULKHEAD ASSY-FWD -----	1	
- 8	NAS680A3	NUTPLATE -----	6	
- 9	0550321-10	BULKHEAD ASSY-AFT -----	1	
-10	MS21044N08	NUTPLATE -----	8	
		NOTE. *USE ONLY THE SPACER PROVIDED WITH PROPELLER ASSY.		

This page intentionally left blank.

Cowling

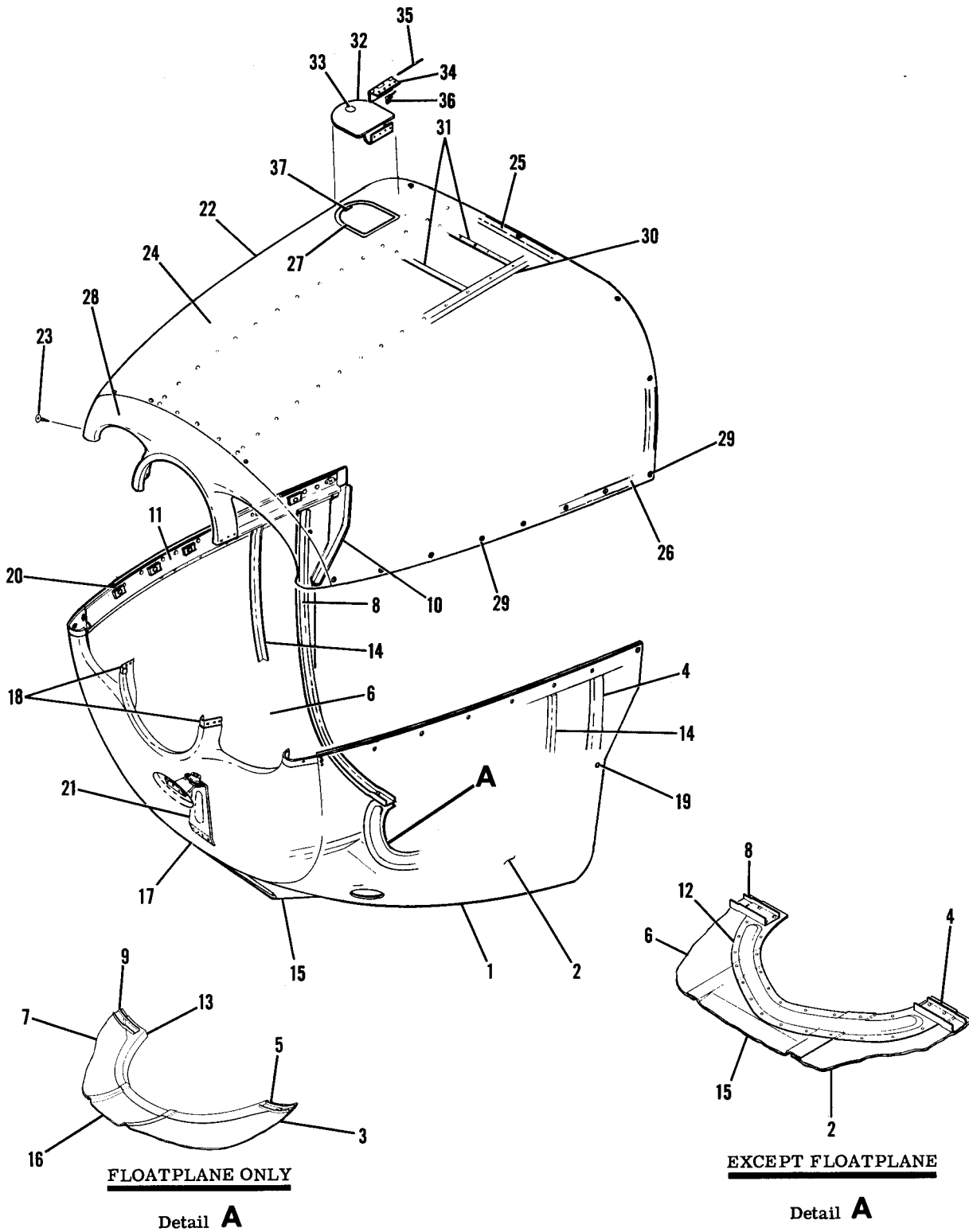


Figure 65. Engine Cowl Assembly



FIGURE AND INDEX NO.	PART NUMBER	DESCRIPTION	UNITS PER ASSY	USABLE ON CODE
65 -	*	COWL ASSEMBLY-ENGINE -----	NP	
- 1	0552112-30	COWL ASSY-LWR -----	1	
	0552112-32	COWL ASSY-LWR FLOATPLANE ONLY -----	1	
- 2	0552112-25	SPOTWELD ASSY-LH -----	1	
- 3	0552112-9	SPOTWELD ASSY-LH FLOATPLANE ONLY -----	1	
- 4	0552010-93	CHANNEL -----	1	
- 5	0552010-69	CHANNEL FLOATPLANE ONLY -----	1	
- 6	0552112-29	SPOTWELD ASSY-RH -----	1	
- 7	0552112-31	SPOTWELD ASSY-RH FLOATPLANE ONLY -----	1	
- 8	0552010-92	CHANNEL -----	1	
- 9	0552010-70	CHANNEL FLOATPLANE ONLY -----	1	
-10	0552151-1	DOUBLER -----	1	
-11	0552010-94	STIFFENER-RH -----	1	
	0552010-60	STIFFENER-LH -----	1	
-12	0552143-1	STIFFENER-LWR COWL -----	1	
-13	0552010-68	LIP-LWR COWL FLOATPLANE ONLY -----	1	
-14	0552010-54	STIFFENER -----	2	
-15	0552010-91	AIR SCOOP -----	1	
-16	0552010-95	AIR SCOOP FLOATPLANE ONLY -----	1	
-17	0552019-4	NOSE CAP ASSY-LWR -----	1	
-18	NAS697A08	NUTPLATE -----	12	
-19	S1115-32	STUD -----	4	
	S1115-35	STUD -----	2	
	S1115-9	RING -----	6	
-20	S1115-19	RECEPTACLE -----	14	
-21	0552115-1	SUPPORT ASSY-COWL SNUBBER -----	1	
	S1115-29	SNUBBER -----	1	
-22	0552112-18	COWL ASSY-UPR -----	1	
-23	AN515-8R8	ATTACHING PARTS SCREW -----	12	
		-----*-----		
-24	0552112-20	SPOTWELD ASSY-UPR COWL -----	1	
-25	0552010-89	CHANNEL-UPR -----	1	
-26	0552010-87	CHANNEL-LH -----	1	
	0552010-88	CHANNEL-RH -----	1	
-27	0552004-32	DOUBLER-DOOR OPENING -----	1	
-28	0552019-6	NOSECAP-UPR -----	1	
-29	S1115-32	STUD -----	19	
	S1115-9	RING -----	19	
-30	0552010-74	STIFFENER-LH -----	1	
	0552010-73	STIFFENER-RH -----	1	
-31	0552010-47	STIFFENER -----	2	
-32	1552004-28	DOOR ASSY-UPR COWL -----	1	
-33	KM610-064	LATCH-DOOR CLC -----	1	
-34	1552004-22	HINGE HALF -----	1	
	1552004-23	HINGE HALF -----	1	
-35	1552004-17	PIN -----	1	
-36	1552010-1	SPRING -----	1	
-37	1552004-25	STRIKER -----	1	
	1752002-3	SHIM -----	1	

NOTE. *THIS FIGURE DOES NOT APPLY TO AIRPLANES WITH COWL MOUNTED LANDING LIGHT-SEE FIGURE 66. FOR AIRPLANES WITH COWL MOUNTED DUAL LANDING LIGHT SEE FIG 67.

Cowling (Cont)

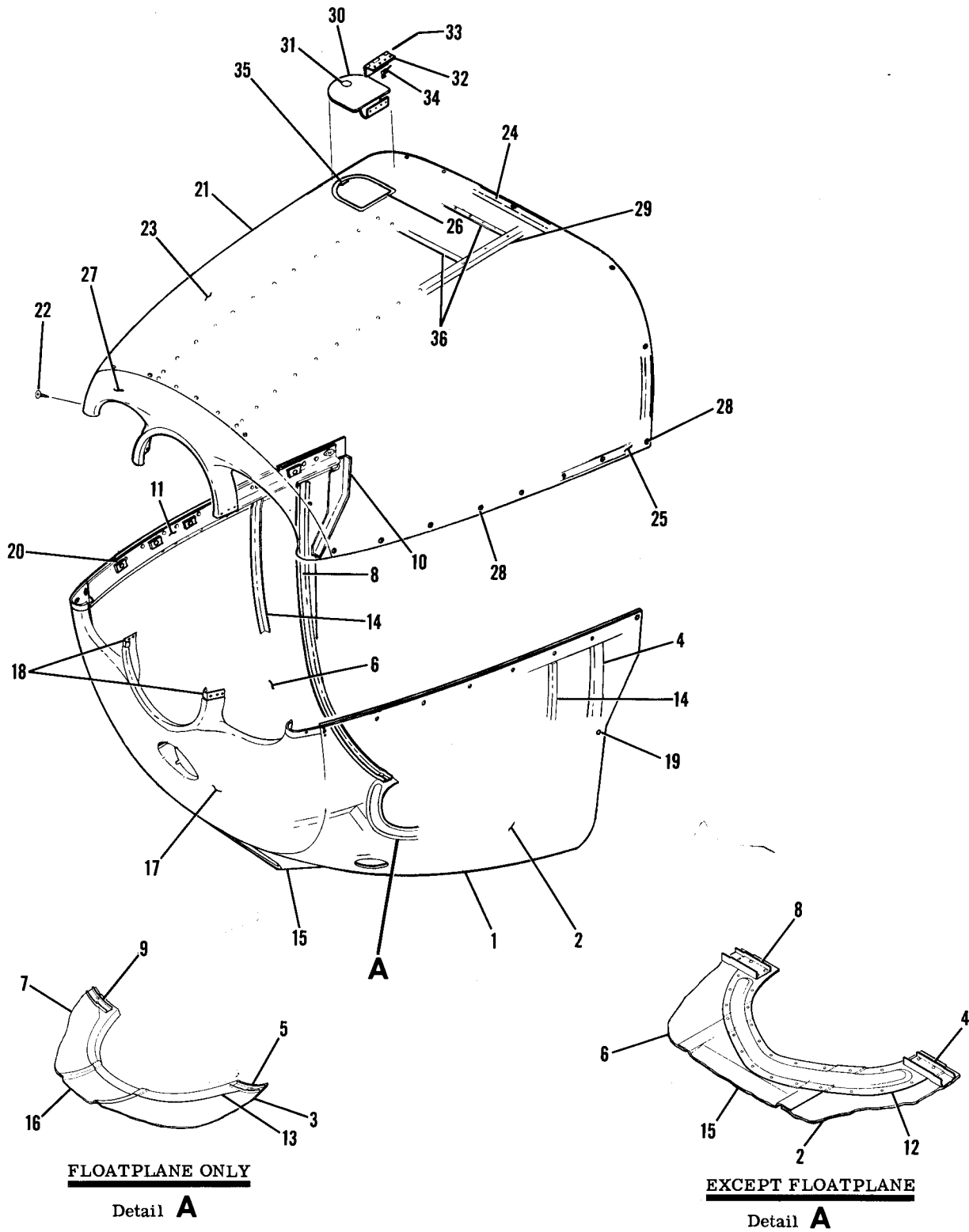


Figure 66. Engine Cowling Assembly - Single Landing Light

FIGURE AND INDEX NO.	PART NUMBER	DESCRIPTION	UNITS PER ASSY	USABLE ON CODE
66 -		1 2 3 4 5 6 7		
- 1	0552112-206	COWL ASSEMBLY-ENGINE WITH LANDING LIGHT PROVISIONS -----	NP	
- 2	0552112-207	COWL ASSY-LWR -----	1	
- 3	0552112-25	COWL ASSY-LWR FLOATPLANE ONLY -----	1	
- 4	0552112-9	SPOTWELD ASSY-LWR LH -----	1	
- 5	0552010-93	SPOTWELD ASSY-LWR LH FLOATPLANE ONLY -----	1	
- 6	0552010-69	CHANNEL-LH -----	1	
- 7	0552112-29	CHANNEL-LH FLOATPLANE ONLY -----	1	
- 8	0552112-31	SPOTWELD ASSY-LWR RH -----	1	
- 9	0552010-92	SPOTWELD ASSY-LWR RH FLOATPLANE ONLY -----	1	
- 10	0552151-70	CHANNEL-RH -----	1	
- 11	0552151-1	CHANNEL-RH FLOATPLANE ONLY -----	1	
- 12	0552010-94	DOUBLER -----	1	
- 13	0552010-60	STIFFENER-RH -----	1	
- 14	0552143-1	STIFFENER-LH -----	1	
- 15	0552010-68	DOUBLER-LWR COWL -----	1	
- 16	0552010-54	LIP-COWL FLOATPLANE ONLY -----	1	
- 17	0552010-91	STIFFENER -----	2	
- 18	0552010-95	AIR SCOOP -----	1	
- 19	0552019-12	AIR SCOOP FLOATPLANE -----	1	
- 20	NAS697A08	NOSE CAP ASSY-LWR -----	1	
- 21	AN256F8	NUTPLATE -----	12	
- 22	S1115-32	ANGLE NUT LANDING LIGHT ATTACH -----	3	
- 23	S1115-35	STUD -----	4	
- 24	S1115-9	STUD -----	2	
- 25	S1115-19	RING -----	6	
- 26	0552112-204	RECEPTACLE -----	14	
- 27	AN515-8R8	COWL ASSY-UPR -----	1	
- 28	0552112-20	ATTACHING PARTS -----		
- 29	0552010-89	SCREW -----	12	
- 30	0552010-87	SPOTWELD ASSY-UPR COWL -----	1	
- 31	0552010-88	CHANNEL-UPR -----	1	
- 32	1552004-32	DOUBLER-LH -----	1	
- 33	0552019-10	DOUBLER-RH -----	1	
- 34	S1115-32	DOUBLER-DOOR OPENING -----	1	
- 35	S1115-9	NOSE CAP ASSY-UPR -----	1	
- 36	0552010-74	STUD -----	19	
- 37	0552010-73	RING -----	19	
- 38	1552004-28	STIFFENER-LH -----	1	
- 39	KM610-064	STIFFENER-RH -----	1	
- 40	1552004-22	DOOR ASSY-UPR COWL -----	1	
- 41	1552004-23	LATCH-DOOR CLC -----	1	
- 42	1552004-17	HINGE HALF -----	1	
- 43	1552010-1	HINGE HALF -----	1	
- 44	1552004-25	PIN-HINGE -----	1	
- 45	0552010-47	SPRING-HINGE PIN -----	1	
- 46		STRIKER -----	1	
- 47		STIFFENER -----	2	

NOTE. *THIS FIGURE APPLIES TO AIRPLANES WITH COWL MOUNTED LANDING LIGHT ONLY. FOR AIRPLANES WITH STANDARD COWL SEE FIG 65. FOR AIRPLANES WITH COWL MOUNTED DUAL LANDING LIGHTS SEE FIG 67.

Cowling (Cont)

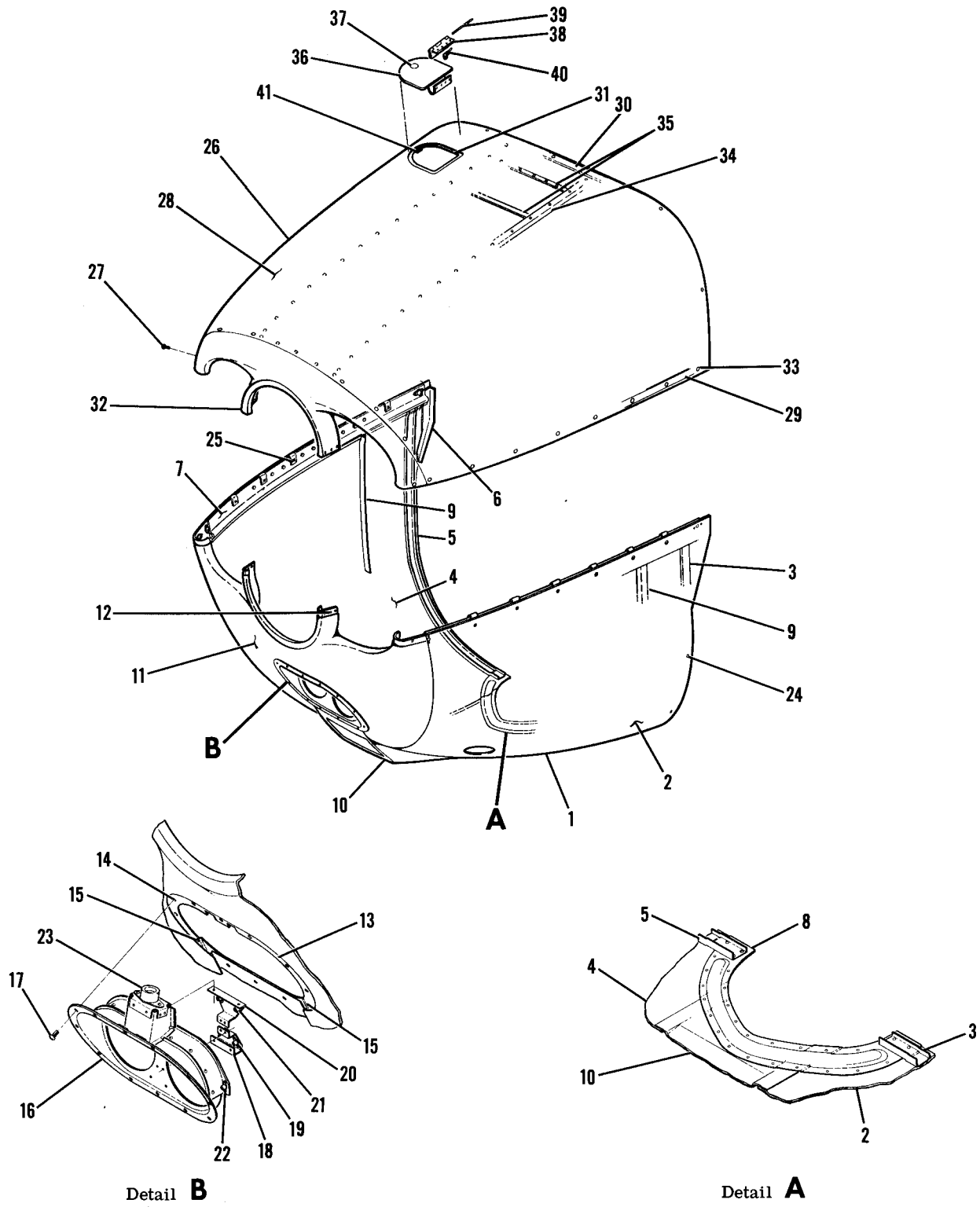


Figure 67. Engine Cowling Assembly - Dual Landing Light

FIGURE AND INDEX NO.	PART NUMBER	DESCRIPTION	UNITS PER ASSY	USABLE ON CODE
67 -		1 2 3 4 5 6 7		
- 1	0552112-28	COWL ASSEMBLY-ENGINE WITH DUAL LANDING LIGHT PROVISIONS -----	NP	
- 2	0552112-25	COWL ASSY-LWR -----	1	
- 3	0552010-93	SPOTWELD ASSY-LWR LH -----	1	
- 4	0552112-29	CHANNEL -----	1	
- 5	0552010-92	SPOTWELD ASSY-LWR RH -----	1	
- 6	0552151-1	CHANNEL -----	1	
- 7	0552010-94	DOUBLER -----	1	
	0552010-60	STIFFENER-RH -----	1	
- 8	0552143-1	STIFFENER-LH -----	1	
- 9	0552010-54	DOUBLER-LWR COWL -----	1	
-10	0552010-91	STIFFENER -----	2	
-11	0552019-15	AIR SCOOP -----	1	
-12	NAS697A08	NOSE CAP ASSY-LWR -----	1	
-13	0552019-13	NUTPLATE -----	10	
-14	NAS681A08	MOUNTING PLATE -----	1	
-15	NAS693A08	NUTPLATE -----	10	
-16	0552139-1	NUTPLATE -----	2	
		SUPPORT ASSY-DUAL LANDING LIGHT -----	1	
-17	NAS514P832-8	ATTACHING PARTS -----		
		SCREW -----	12	
		*-----		
-18	1752119-7	BRACKET ASSY-MOUNT -----	1	
-19	NAS697A08	NUTPLATE -----	2	
-20	1752119-4	BRACKET ASSY-MOUNT -----	1	
-21	NAS697A08	NUTPLATE -----	2	
-22	NAS697A08	NUTPLATE -----	2	
-23	S1115-29	SHOCKMOUNT -----	1	
		ATTACHING PARTS -----		
	AN515-8R8	SCREW -----	2	
	0752058-3	SPACER 3 MAX -----	AR	
		*-----		
-24	S1115-32	STUD -----	4	
	S1115-35	STUD -----	2	
	S1115-9	RING -----	6	
-25	S1115-19	RECEPTACLE -----	14	
-26	0552112-204	COWL ASSY-UPR -----	1	
		ATTACHING PARTS -----		
-27	AN515-8R8	SCREW -----	12	
		*-----		
-28	0552112-20	SPOTWELD ASSY-UPR -----	1	
-29	0552010-87	DOUBLER-LH -----	1	
	0552010-88	DOUBLER-RH -----	1	
-30	0552010-89	CHANNEL-UPR -----	1	
-31	1552004-32	DOUBLER-DOOR OPENING -----	1	
-32	0552019-10	NOSE CAP-UPR -----	1	
-33	S1115-32	STUD -----	19	
	S1115-9	RING -----	19	
-34	0552010-74	STIFFENER-LH -----	1	
	0552010-73	STIFFENER-RH -----	1	
-35	0552010-47	STIFFENER -----	2	
-36	1552004-28	DOOR ASSY-UPR COWL -----	1	
-37	KM610-064	LATCH-DOOR CLC -----	1	
-38	1552004-22	HINGE HALF -----	1	
	1552004-23	HINGE HALF -----	1	
-39	1552004-17	PIN-HINGE -----	1	
-40	1552010-1	SPRING -----	1	
-41	1552004-25	STRIKER -----	1	
<p>NOTE. *THIS FIGURE APPLIES TO AIRPLANES WITH COWL MOUNTED DUAL LANDING LIGHTS ONLY. FOR AIRPLANES WITH STANDARD COWL SEE FIG 65. FOR AIRPLANES WITH COWL MOUNTED SINGLE LANDING LIGHT SEE FIG 66.</p>				

Engine

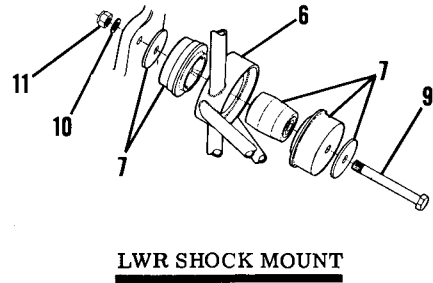
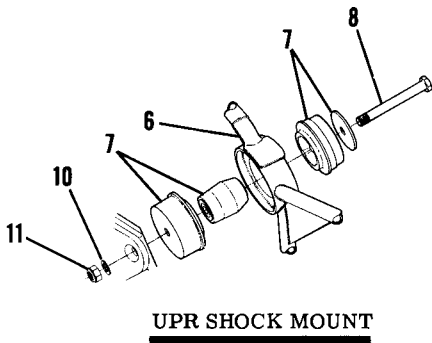
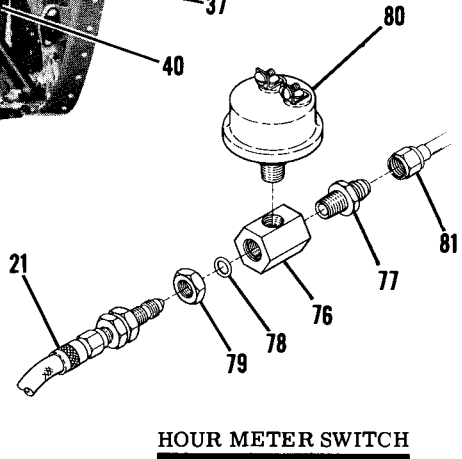
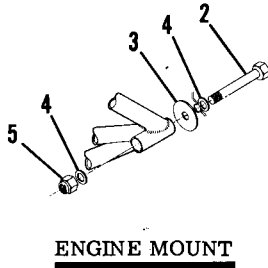
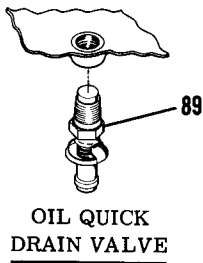
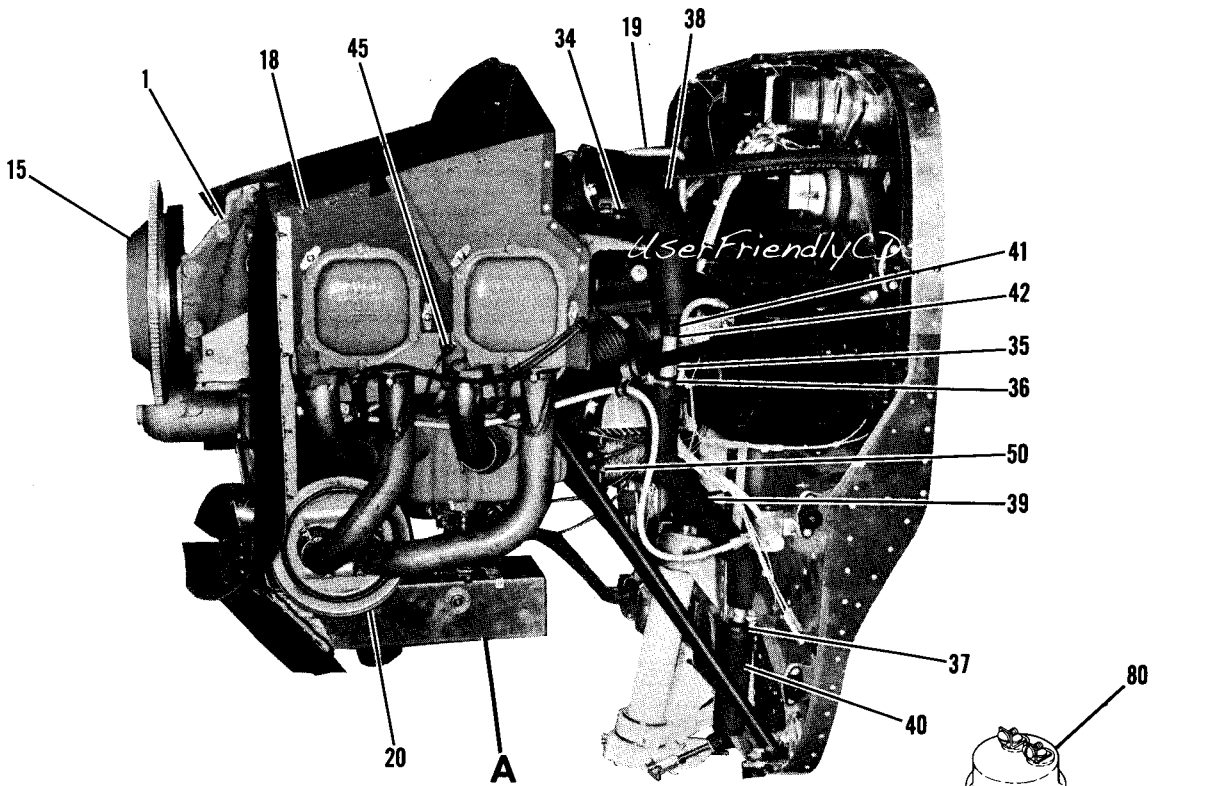


Figure 68. (Sheet 1 of 2) Engine Installation

Engine (Cont)

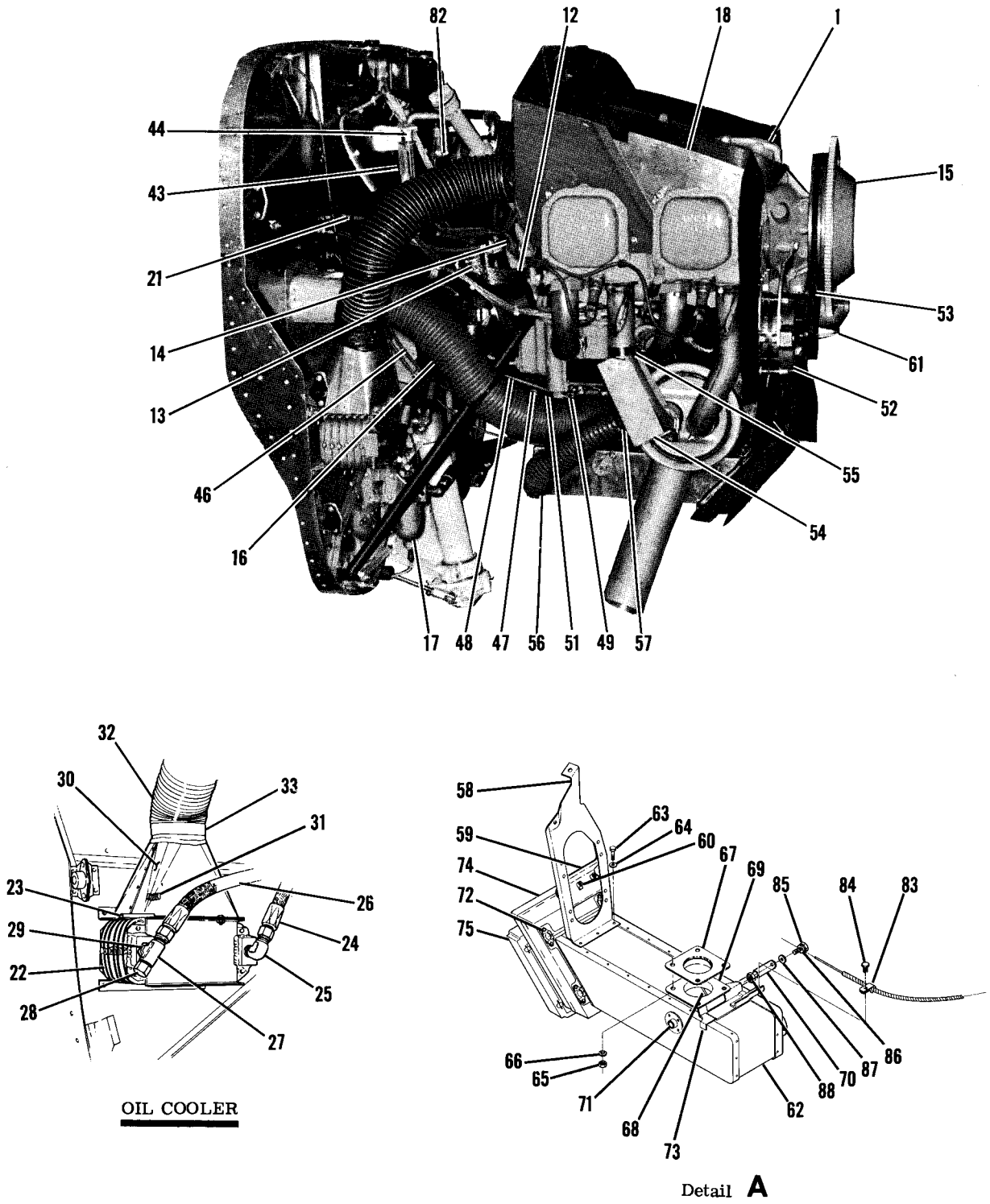


Figure 68. (Sheet 2 of 2) Engine Installation

FIGURE AND INDEX NO.	PART NUMBER	DESCRIPTION	UNITS PER ASSY	USABLE ON CODE
68 -		ENGINE INSTALLATION -----	NP	
- 1	0320E2D-ENPL4090	ENGINE ASSY LY -----	1	
		ATTACHING PARTS -----		
- 2	AN6-23A	BOLT LOWER -----	2	
	AN6-27A	BOLT UPPER -----	2	
- 3	0550153-1	WASHER -----	4	
- 4	AN960-616	WASHER -----	8	
- 5	MS20365-624C	NUT -----	4	
- 6	0551017-1	MOUNT ASSY-ENGINE -----	1	
- 7	C299501-0101	KIT-SHOCK MOUNT -----	4	
- 8	AN7-43A	BOLT UPPER -----	2	
- 9	AN7-44A	BOLT LOWER -----	2	
-10	AN960-716L	WASHER -----	4	
-11	MS20365-720C	NUT -----	4	
		-----*		
-12	0412007-8	STRAP-ENGINE GROUND -----	1	
-13	AN742-12	CLAMP -----	1	
	AN3-4A	BOLT -----	1	
	AN960-10	WASHER -----	2	
	MS21045L3	NUT -----	1	
-14	AN4-11A	BOLT -----	1	
	AN960-416	WASHER -----	1	
	MS21042L4	NUT -----	1	
-15	SEE FIG 64	PROPELLER & SPINNER INSTALLATION -----	1	
-16	SEE FIG 74	HEATING & DEFROSTING SYSTEM -----	1	
-17	SEE FIG 87	FUEL SYSTEM -----	1	
-18	SEE FIG 71	BAFFLES INSTALLATION-ENGINE -----	1	
-19	SEE FIG 91	VACUUM SYSTEM -----	1	
-20	SEE FIG 70	EXHAUST STACK ASSY -----	1	
-21	S1236-3-0184	HOSE ASSY-OIL PRESSURE -----	1	
		ATTACHING PARTS -----		
	MS21919DG6	CLAMP ATTACH TO S1236-3-0184 -----	1	
	AN742D12	CLAMP ATTACH TO ENGINE MOUNT -----	1	
	S1021Z10-8	SCREW -----	1	
	NAS446-5-1	NUT -----	1	
		-----*		
-22	0752037-3	ELBOW ASSY -----	1	
	8406E	OIL COOLER SW -----	1	
	8526250	OIL COOLER ALT HR -----	1	
		ATTACHING PARTS -----		
-23	AN3-5A	BOLT -----	6	
	AN960-10	WASHER -----	6	
	MS21045L3	NUT -----	2	
		-----*		
-24	S1167-6-C260	HOSE ASSY ENGINE TO COOLER -----	1	
-25	MS20822-6-6	ELBOW -----	1	
	AN816-6-6	UNION UPR END -----	1	
-26	S1167-6-0210	HOSE ASSY COOLER TO ENGINE -----	1	
-27	MS20825-6	TEE -----	1	
	MS20823-68	ELBOW UPR END -----	1	
	AN912-2	REDUCER UPR END -----	1	
-28	0556018-1	CAP ASSY -----	1	
-29	AN912-2D	BUSHING-REDUCER -----	1	
-30	1756001-1	DUCT ASSY-OIL COOLER -----	1	
-31	SEE FIG 2	PLACARD -----	1	
-32	S1053E24T	HOSE * IN LG BKI REF S1053E24T* -----	1	
		ATTACHING PARTS -----		
-33	NAS398-50	CLAMP -----	2	
		-----*		
-34	S1605-8	TACHOMETER SHAFT -----	1	A
	S1605-10	TACHOMETER SHAFT -----	1	B

CONTINUED ON NEXT PAGE



FIGURE AND INDEX NO.	PART NUMBER	DESCRIPTION	UNITS PER ASSY	USABLE ON CODE
68 -35	0500118-70	BREATHER TUBE ----- ATTACHING PARTS -----	1	
-36	MS21919DG12	CLAMP -----	2	
	AN3-5A	BOLT -----	1	
	AN960-10	WASHER -----	1	
	MS20365-1032C	NUT -----	1	
-37	MS21919DG12	CLAMP -----	1	
	S1021Z10-20	SCREW -----	1	
	NAS43HT3-32	SPACER -----	1	
	AN960-10	WASHER -----	1	
		-----*		
-38	0552011-11	INSULATION-BREATHER TUBE -----	1	
-39	0552011-12	INSULATION-BREATHER TUBE -----	1	
-40	0552011-13	INSULATION-BREATHER TUBE -----	1	
-41	S1495-12	HOSE 16.0 IN LG BKI REF S1495-12-16.0 -----	1	
		ATTACHING PARTS -----		
-42	NAS397-18	CLAMP -----	2	
		-----*		
-43	1716013-1	BRACKET -----	1	
		ATTACHING PARTS -----		
	AN741TD6	CLAMP -----	1	
	AN4-6A	BOLT -----	2	
	AN960-416	WASHER -----	2	
	MS21042L4	NUT -----	2	
		-----*		
-44	S1517-8	CONTROL ASSY-FUEL STRAINER -----	1	
-45	SEE FIG 90	PRIMING SYSTEM-3 CYLINDER -----	1	
-46		CONTROL ASSY-MIXTURE SEE INSTRUMENT PANEL -----	1	
		ATTACHING PARTS -----		
-47	S1485D3U	CLAMP -----	1	
	S1021Z10-8	SCREW -----	1	
	0450311-13	CLAMP -----	1	
	AN960-416	WASHER -----	2	
	MS21042L4	NUT -----	1	
		-----*		
-48		CONTROL ASSY-THROTTLE SEE INSTRUMENT PANEL -----	1	
		ATTACHING PARTS -----		
-49	AN3-7A	BOLT -----	1	
	AN970-3	WASHER -----	1	
	AN960-10	WASHER -----	2	
	MS21045L3	NUT -----	2	
	S1104-3	ROD END -----	1	
	AN315-3R	NUT -----	1	
-50	S351	CLAMP -----	1	
	AN3-7A	BOLT -----	2	
	MS21045L3	NUT -----	2	
	AN960-10	WASHER -----	2	
		-----*		
-51	0551019-5	SUPPORT ASSY-THROTTLE -----	1	
		ATTACHING PARTS -----		
	MS20074-04-21	BOLT -----	1	
	AN960-416L	WASHER -----	1	
		-----*		
-52	SEE FIG 96	ALTERNATOR INSTALLATION -----	1	
-53	S1597-1-37.5	BELT-ALTERNATOR -----	1	
-54	1750011-4	SHROUD ASSY -----	1	
		ATTACHING PARTS -----		
-55	AN737TW56	CLAMP -----	2	
		-----*		
-56	S1053K16	DUCT-FLEXIBLE * IN LG BULK ITEM REF S1053K16-* -----	1	
		ATTACHING PARTS -----		
-57	NAS397-32	CLAMP -----	2	
		-----*		
-58	0555216-16	SUPPORT ASSY-AIRBOX -----	1	
-59	0555216-17	SUPPORT ASSY-BAFFLE -----	1	
-60	NAS1067A3	NUTPLATE -----	3	

CONTINUED ON NEXT PAGE

FIGURE AND INDEX NO.	PART NUMBER	DESCRIPTION	UNITS PER ASSY	USABLE ON CODE
68 -61	0552116-10	BRACKET ASSY-COWL SNUBBER -----	1	
-62	0552113-13	AIRBOX ASSY -----	1	
		ATTACHING PARTS		
-63	AN3-3A	BOLT -----	3	
-64	AN960-10	WASHER -----	3	
-65	AN315-4R	NUT -----	4	
-66	AN960-416	WASHER -----	4	
	0550198-1	STUD -----	4	
-67	21323	GASKET-AIRBOX LY -----	1	
		-----*		
	NAS1067A3	NUTPLATE -----	2	
-68	0550180-10	VALVE ASSEMBLY -----	1	
-69	0550180-13	COLLAR -----	1	
-70	0550180-16	ARM ASSY -----	1	
-71	0750113-1	BEARING HOUSING ASSY -----	1	
-72	S1853-1	RECEPTACLE -----	4	
-73	0552113-5	SUPPORT -----	1	
-74	0552130-11	SEAL ASSY-CARBURETOR AIR FILTER -----	1	
		ATTACHING PARTS		
	AN960D2L	WASHER -----	10	
		-----*		
-75	C294510-0301	FILTER-AIR -----	1	
	121615	FILTER-AIR AMA ALTERNATE FOR FLOATPLANE ONLY -----	1	
-76	1213158-3	ADAPTOR-OIL PRESSURE SWITCH -----	1	
-77	AN816-2D	UNION -----	1	
-78	MS28778-2	O-RING -----	1	
-79	AN924-3D	NUT -----	1	
-80	S1711-1	SWITCH-OIL PRESSURE -----	1	
-81	0500118-96	LINE-OIL PRESSURE TO INSTRUMENT PANEL -----	1	
-82	0750139	ADAPTOR-OIL TEMPERATURE GAGE -----	1	
	S1630-1	SENDING UNIT-OIL TEMPERATURE GAGE -----	1	A
	AN900-10	GASKET -----	1	B
-83	AN742D3	CLAMP -----	1	
-84	AN3-3A	BOLT -----	1	
	MS21045L3	NUT -----	1	
-85	0450311-5	CLAMP -----	1	
-86	AN960-10	WASHER -----	2	
-87	AN960-10L	WASHER -----	1	
-88	MS21045L3	NUT -----	1	
-89	S1951-4T	VALVE ASSY-OIL QUICK DRAIN -----	1	
NOTE. *LENGTH TO BE DETERMINED LATER.				
A---172 SERIAL 17263459 THRU 17265684 F172 SERIAL F17201235 THRU F17201384				
B---172 SERIAL 17265685 & ON F172 SERIAL F17201385 & ON				

FIGURE AND INDEX NO.	PART NUMBER	DESCRIPTION	UNITS PER ASSY	USABLE ON CODE
		1 2 3 4 5 6 7		
69 -	*	ENGINE COMPONENTS & ASSOCIATED ACCESS 0-320-E2D ENGINE -----	NP	
- 1	4050	MAGNETO RH SLICK -----	1	
- 2	4051	MAGNETO LH IMPULSE COUPLING SLICK -----	1	
- 3	73820	GASKET-MAGNETO LY -----	2	
- 3	77743	HARNES ASSEMBLY-RH LY -----	1	
- 3	77745	HARNES ASSEMBLY-LH LY -----	1	
- 4	76211	STARTER 12V LY -----	1	
- 5	C611501-0102	ALTERNATOR -----	1	
- 6	75380	LINK-ALTERNATOR ADJUSTING LY -----	1	
- 7	C611001-0102	VOLTAGE REGULATOR -----	1	
- 8	78728-M/S	CARBURETOR MARVEL-SCHUBLER MODEL MA4SPA -----	1	
- 9	66224	GASKET-CARBURETOR LY -----	1	
-10	75148	FUEL PUMP LY -----	1	
-11	60096	GASKET-FUEL PUMP LY -----	1	
-12	C431002-0101	VACUUM PUMP -----	1	
-13	8313	GASKET-VACUUM PUMP LY -----	1	
-14	61098	ADAPTER ASSEMBLY-VACUUM PUMP LY -----	1	
-15	75906	GASKET-ROCKER BOX COVER LY -----	4	
-16	68972	GASKET-OIL SUMP LY -----	1	
-17	69116	GAGE ASSEMBLY-OIL LEVEL LY -----	1	
-17	74068	SEAL RING-OIL GAGE LY -----	1	
-18	SH15	SPARK PLUG -----	8	
<p>NOTE. *THIS LISTING IS COMPILED TO PROVIDE PART NUMBERS OF COMMONLY USED ENGINE COMPONENTS & ASSOCIATED ACCESSORIES. RELATIONSHIP OF THESE PARTS TO ENGINE OR AIRCRAFT ASSEMBLIES IS NOT INDICATED BY INDENTATION. THIS FIGURE IS NOT ILLUSTRATED. INDEX NUMBERS ARE PROVIDED FOR LOCATION OF LINE ON WHICH THE PART NUMBER APPEARS.</p>				

Engine (Cont)

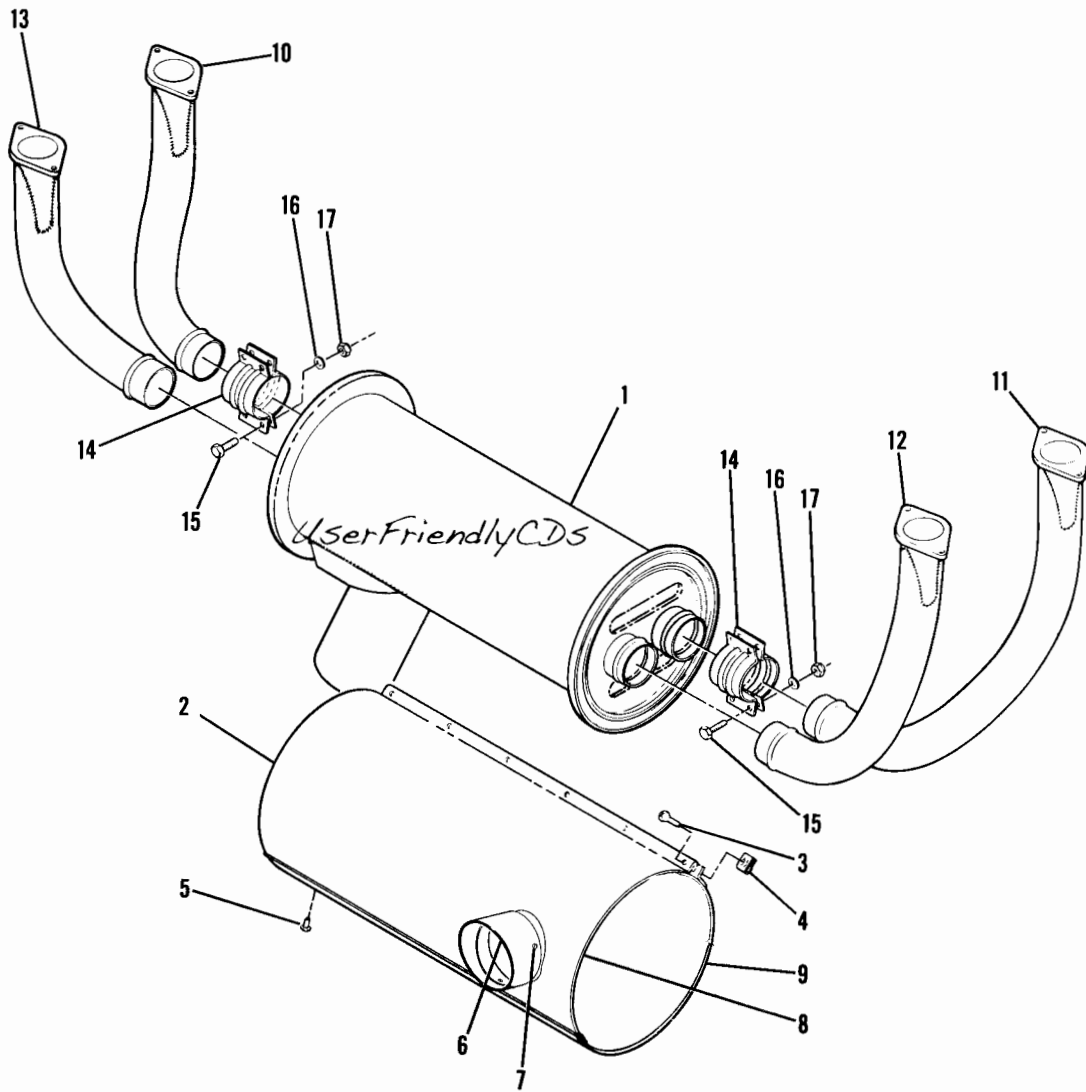


Figure 70. Exhaust System Assembly



FIGURE AND INDEX NO.	PART NUMBER	DESCRIPTION	UNITS PER ASSY	USABLE ON CODE
		1 2 3 4 5 6 7		
70 -	1754001-16	EXHAUST SYSTEM ASSY -----	1	
- 1	1754001-15	MUFFLER ASSY -----	1	
- 2	0554001-5	SHROUD ASSY -----	1	
		ATTACHING PARTS		
- 3	S1021Z8-8	SCREW -----	6	
- 4	NAS395-14-3	NUT -----	6	
- 5	S1021Z8-6	SCREW -----	2	
	NAS446-4-3	NUT -----	2	
		---*---		
- 6	0554003-1	COVER-SHROUD INLET -----	1	
- 7	S1021Z8-8	SCREW -----	4	
- 8	0554001-6	SHROUD-FWD -----	1	
- 9	0554001-7	SHROUD-AFT -----	1	
-10	1754007-1	RISER ASSY-RH AFT -----	1	
-11	1754008-1	RISER ASSY-LH AFT -----	1	
-12	1754009-1	RISER ASSY-LH FWD -----	1	
-13	1754010-1	RISER ASSY-RH FWD -----	1	
-14	0750161-25	CLAMP -----	8	
		ATTACHING PARTS		
-15	AN3-4A	BOLT -----	4	
-16	AN960-10	WASHER -----	4	
-17	MS21045L3	NUT -----	4	
		---*---		

Engine (Cont)

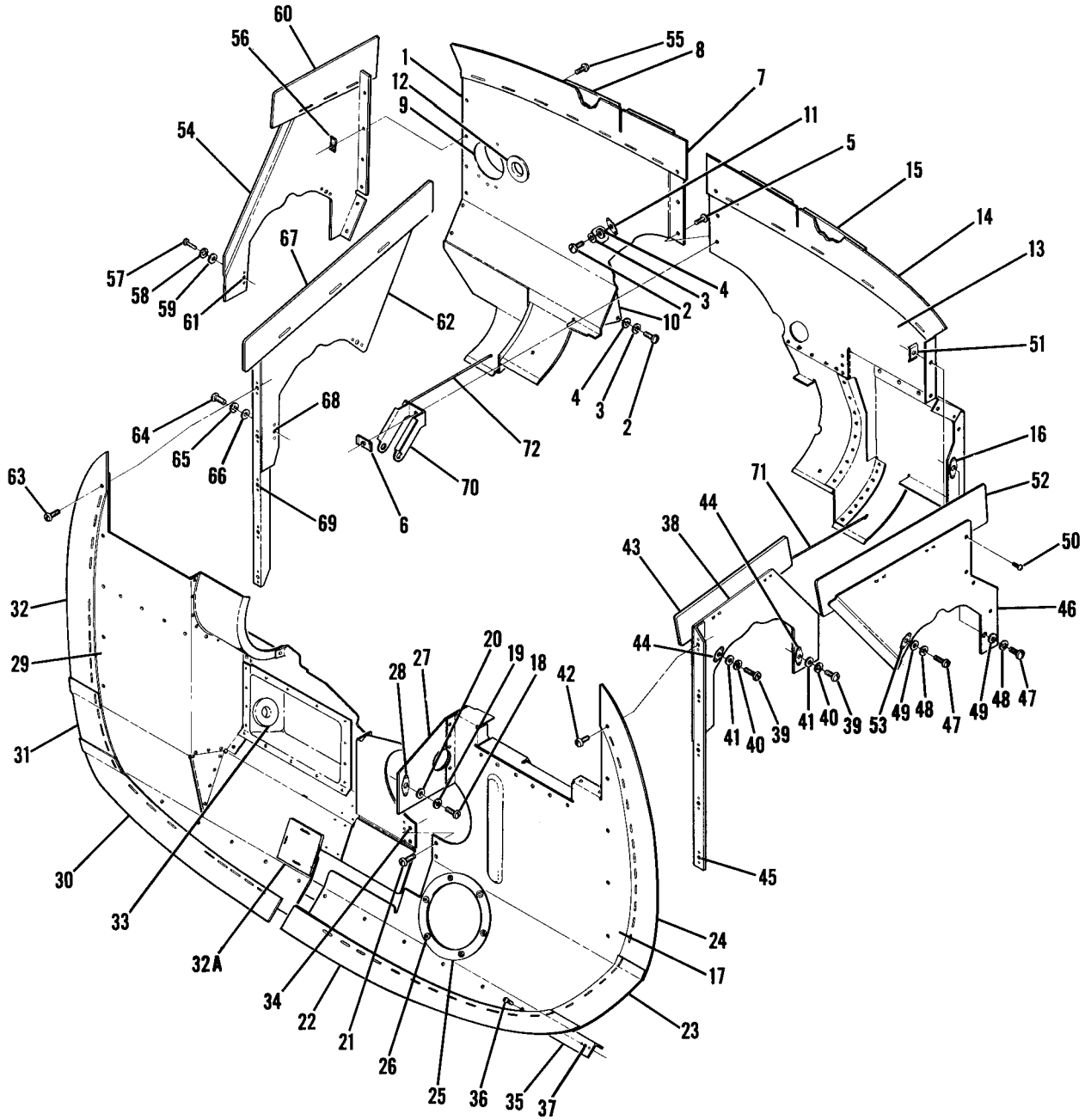


Figure 71. Engine Baffles Installation

FIGURE AND INDEX NO.	PART NUMBER	DESCRIPTION	UNITS PER ASSY	USABLE ON CODE
		1 2 3 4 5 6 7		
71 -		ENGINE BAFFLES INSTALLATION -----	NP	
- 1	0555206-12	BAFFLE ASSY-REAR RH -----	1	
		ATTACHING PARTS -----		
- 2	AN500-416-10	SCREW -----	2	
- 3	AN936A416	WASHER-LOCK -----	2	
- 4	AN960-416	WASHER -----	2	
- 5	S1021Z8-12	SCREW -----	3	
- 6	NAS446-4-3	NUT -----	3	
		-----*		
- 7	0555211-5	SEAL-BAFFLE -----	1	
- 8	0555206-11	SEAL-BAFFLE -----	1	
- 9	0713019-33	UNION -----	1	
-10	1755016-1	BRACKET -----	1	
-11	NAS463W416	SHIM-ANCHOR NUT -----	2	
-12	MS35489-15	GROMMET -----	1	
-13	0555211-7	BAFFLE ASSY-REAR LH -----	1	
-14	0555211-5	SEAL-BAFFLE -----	1	
-15	0555206-11	SEAL-BAFFLE -----	1	
-16	NAS463W416	SHIM-ANCHOR NUT -----	1	
		GROMMET -----	1	
-17	0555217-1	BAFFLE ASSY-FORWARD VERTICAL LH -----	1	
		ATTACHING PARTS -----		
-18	AN500-416-10	SCREW -----	2	
-19	AN936A416	WASHER-LOCK -----	2	
-20	AN960-416	WASHER -----	2	
-21	AN525-10R6	SCREW -----	2	
		-----*		
-22	0555217-3	SEAL-BAFFLE LWR -----	1	
-23	0555217-4	SEAL-BAFFLE LH -----	1	
-24	0555217-5	SEAL-BAFFLE UPPER -----	1	
-25	0555217-6	SEAL-BAFFLE -----	1	
-26	AN960-2	WASHER -----	6	
-27	0555212-1	SUPPORT ASSY -----	1	
-28	NAS463W416	SHIM-ANCHOR NUT -----	2	
-29	0555216-200	BAFFLE ASSY-FORWARD VERTICAL RH WEU 0555216-202 -----	1	
		BAFFLE ASSY-FORWARD VERTICAL RH -----	1	A
-30	0555216-7	SEAL-BAFFLE LWR -----	1	B
-31	0555216-6	SEAL-BAFFLE RH -----	1	
-32	0555216-5	SEAL-BAFFLE UPPER -----	1	
-32A	0555216-201	SEAL-BAFFLE RH -----	1	
-33	MS35489-15	GROMMET -----	1	
-34	NAS1067A3	NUTPLATE -----	2	
-35	0555216-8	SUPPORT ASSY-FWD VERTICAL BAFFLES -----	1	
		ATTACHING PARTS -----		
-36	AN525-832R6	SCREW -----	10	
		-----*		
-37	NAS697A08	NUTPLATE -----	10	
-38	0555214-1	BAFFLE ASSEMBLY-LH #2 CYLINDER -----	1	
		ATTACHING PARTS -----		
-39	AN500-416-10	SCREW -----	2	
-40	AN936A416	WASHER-LOCK -----	2	
-41	AN960-416	WASHER -----	2	
-42	AN525-832R6	SCREW -----	5	
		-----*		
-43	0555214-4	SEAL-BAFFLE -----	1	
-44	NAS463W416	SHIM-ANCHOR NUT -----	2	
-45	NAS680A08	NUTPLATE -----	3	
		NUTPLATE -----	2	
-46	0555215-1	BAFFLE ASSY-LH #4 CYLINDER -----	1	
		ATTACHING PARTS -----		
-47	AN500-416-10	SCREW -----	2	
-48	AN936A416	WASHER-LOCK -----	2	
-49	AN960-416	WASHER -----	2	
-50	S1021Z8-12	SCREW -----	4	
-51	NAS446-4-3	NUT -----	4	
		-----*		
-52	0555215-3	SEAL-BAFFLE -----	1	
-53	NAS463W416	SHIM-ANCHOR NUT -----	1	

CONTINUED ON NEXT PAGE

FIGURE AND INDEX NO.	PART NUMBER	DESCRIPTION	UNITS PER ASSY	USABLE ON CODE
71 -54	0555204-5	BAFFLE ASSY-RH #3 CYLINDER ----- ATTACHING PARTS	1	
-55	S1021Z8-12	SCREW -----	6	
-56	NAS446-4-3	NUT -----	6	
-57	AN500-416-10	SCREW -----	2	
-58	AN936A416	WASHER-LOCK -----	2	
-59	AN960-416	WASHER -----	2	
-60	0555204-4	SEAL-BAFFLE -----	1	
-61	NAS463W416	SHIM-ANCHOR NUT -----	2	
-62	0555213-1	BAFFLE ASSY-RH #1 CYLINDER ----- ATTACHING PARTS	1	
-63	AN525-832R6	SCREW -----	5	
-64	AN500-416-10	SCREW -----	2	
-65	AN936A416	WASHER-LOCK -----	2	
-66	AN960-416	WASHER -----	2	
-67	0555213-4	SEAL-BAFFLE -----	1	
-68	NAS463W416	SHIM-ANCHOR NUT -----	2	
-69	NAS680A08	NUTPLATE -----	3	
	NAS697A08	NUTPLATE -----	2	
-70	2055008-1	BAFFLE SUPPORT-REAR VERTICAL -----	1	
-71	0450227-12	FASTENER-LH -----	1	
-72	0450227-15	FASTENER-RH -----	1	
		A---172 SERIAL 17263459 THRU 17265372 F172 SERIAL F17201235 THRU F17201384 B---172 SERIAL 17265373 & ON F172 SERIAL F17201385 & ON		

Winterization

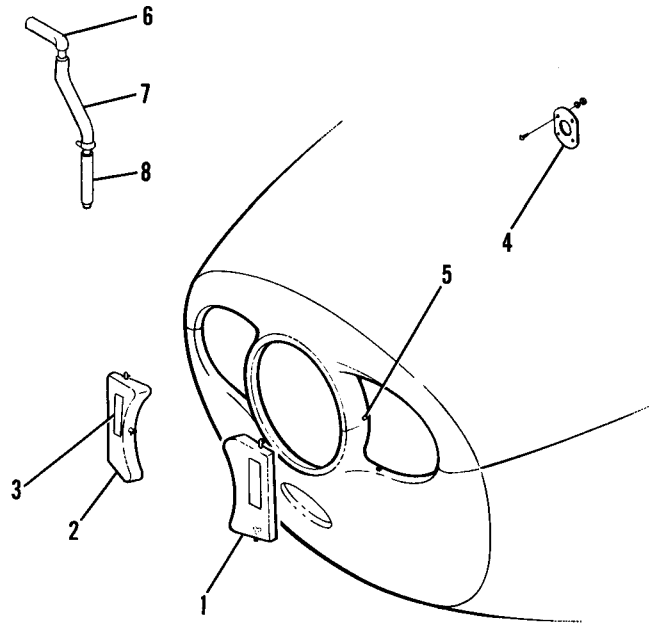
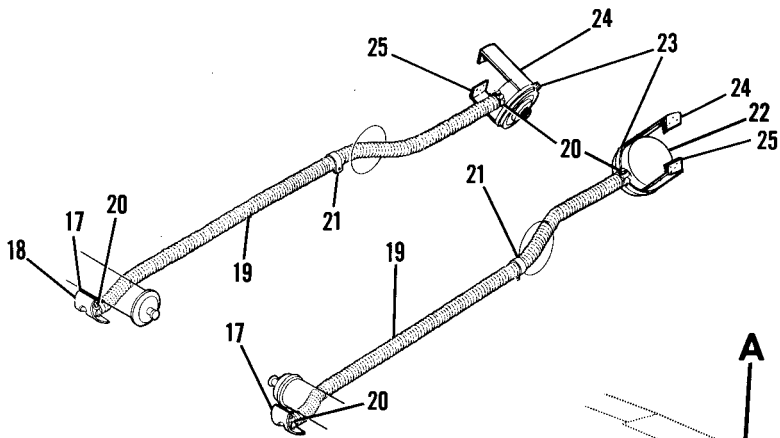


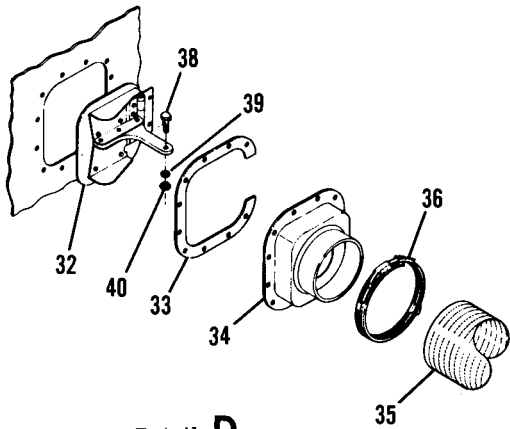
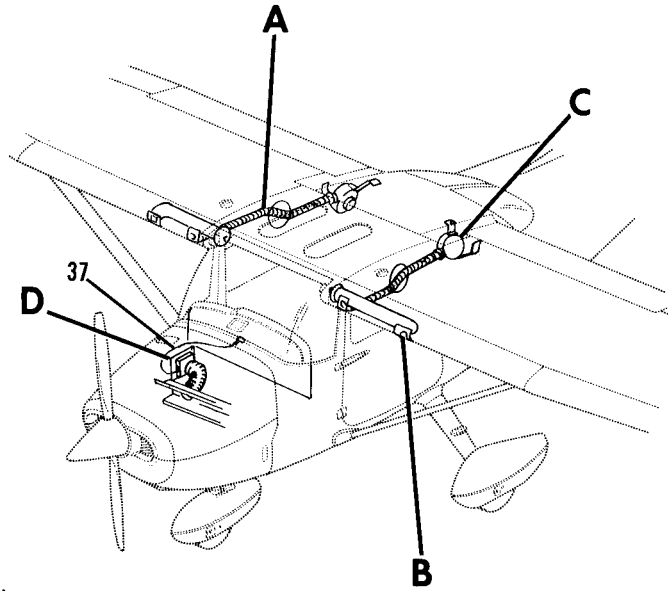
Figure 72. Winterization Equipment

FIGURE AND INDEX NO.	PART NUMBER	DESCRIPTION	UNITS PER ASSY	USABLE ON CODE
		1 2 3 4 5 6 7		
72 -		WINTERIZATION EQUIPMENT INSTL. -----	NP	
- 1	0552132-1	COVER ASSY-LH -----	1	
- 2	0552132-2	COVER ASSY-RH -----	1	
	2600-5W	STUD CLC -----	3	
	2600SW2	SPLIT WASHER CLC -----	3	
- 3	0552110-3	PLACARD-WINTERIZATION -----	2	
- 4	0552118-1	COVER PLATE -----	1	
		ATTACHING PARTS		
	AN525-10R6	SCREW -----	4	
	AN960-10L	WASHER -----	4	
	MS21045L3	NUT -----	4	
		-----*		
- 5	212-12	RECEPTACLE CLC -----	6	
	0505009-3	PLACARD-WINTERIZATION LOCATED ON INST PANEL -----	1	
- 6	0552011-11	INSULATION-BREATHER HOSE -----	1	
- 7	0552011-12	INSULATION-BREATHER TUBE -----	1	
- 8	0552011-13	INSULATION-BREATHER TUBE -----	1	

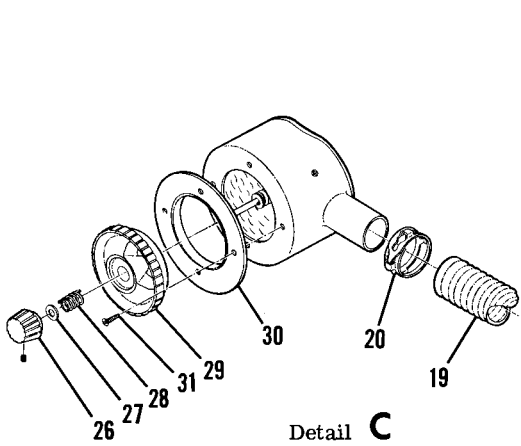
Ventilation System



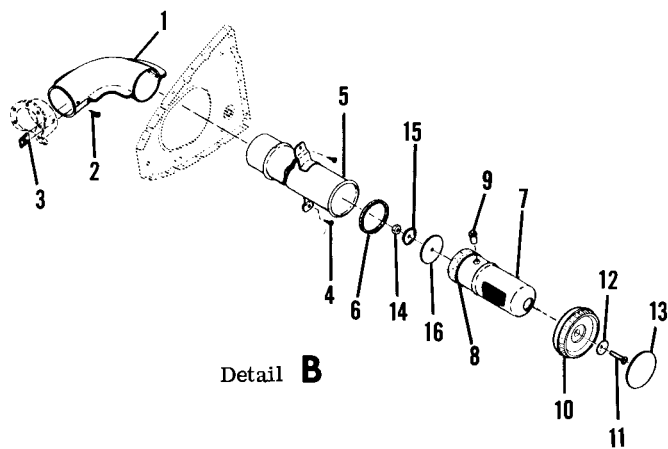
Detail A



Detail D



Detail C

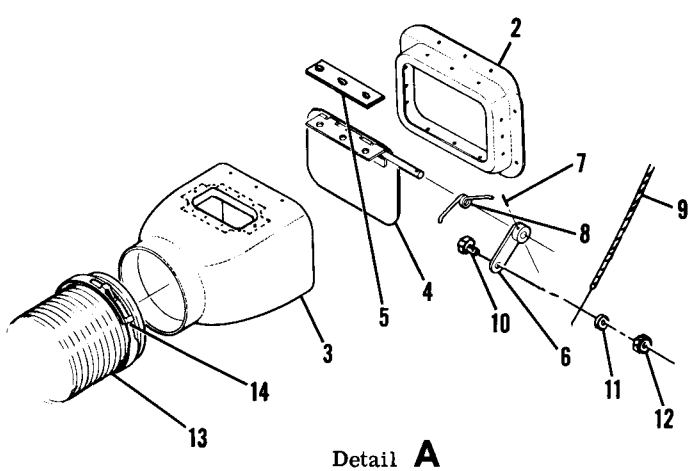
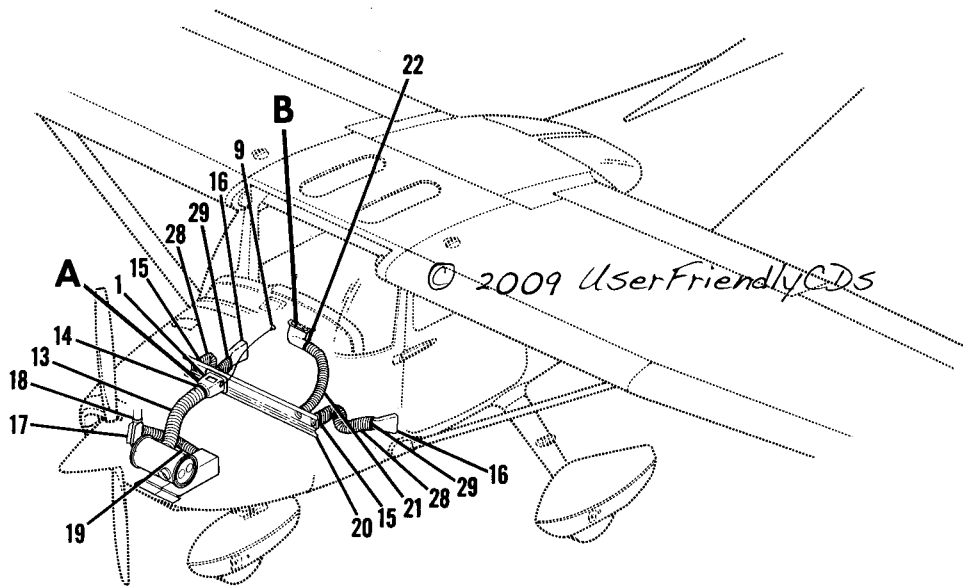


Detail B

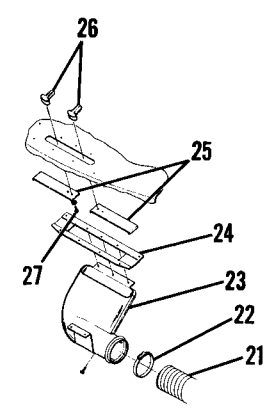
Figure 73. Cabin Ventilation System

FIGURE AND INDEX NO.	PART NUMBER	DESCRIPTION	UNITS	USABLE
			PER ASSY	ON CODE
		1 2 3 4 5 6 7		
73 -		CABIN VENTILATION SYSTEM -----	NP	
- 1	0413233	ELBOW ASSY-CABIN AIR VENT -----	2	
- 2	S1021Z8-6	ATTACHING PARTS -----		
- 3	NAS446-4-3	SCREW -----	1	
		NUTPLATE -----	1	
		-----*		
	0413163-207	OUTLET ASSY-LH -----	1	
		ATTACHING PARTS -----		
- 4	S1021Z8-6	SCREW -----	2	
		-----*		
- 5	0513263-4	TUBE ASSY-RH -----	1	
	0513263-1	TUBE ASSY-LH -----	1	
- 6	0413163-7	WASHER-FELT -----	1	
- 7	0413163-18	OUTLET ASSY -----	1	
- 8	0413163-43	SEAL -----	1	
- 9	S2024-1	CATCH-BULLET -----	1	
-10	S1834-1	KNOB -----	1	
-11	AN507-1032R12	SCREW -----	1	
-12	S290D1032	WASHER -----	1	
-13	S1834-2	INSERT -----	1	
-14	MS21044N3	NUT -----	1	
-15	0413228	WASHER -----	1	
-16	S1450-5A24-040	WASHER -----	1	
		AIR VENT INSTL-REAR SEAT -----	NP	
-17	0501030-1	ADAPTER ASSY -----	2	
		ATTACHING PARTS -----		
	S1022Z8-8	SCREW -----	2	
	NAS696-6-3	NUT -----	2	
		-----*		
-18	0700322-4	SEAL-AIR VENT ADAPTER -----	2	
-19	S1053E8T	HOSE 40.50 IN LG BKI REF S1053E8T40.50 -----	2	
		ATTACHING PARTS -----		
-20	NAS397-18	CLAMP -----	2	
-21	AN742D16	CLAMP -----	1	
	NAS395-19-3	NUT -----	1	
	S1021Z8-10	SCREW -----	1	
		-----*		
-22	0710013-4	SILENCER ASSY-FRESH AIR VENT -----	2	
		ATTACHING PARTS -----		
	AN515-8R10	SCREW -----	1	
	AN960-8	WASHER -----	2	
	MS21044N08	NUT -----	1	
-23	0710014-2	CLAMP -----	1	
-24	0513420-1	BRACKET -----	1	
-25	0513420-2	BRACKET -----	1	
		-----*		
-26	S1728-1	KNOB-SILENCER -----	2	
-27	AN960-10L	WASHER -----	1	
-28	0710015-13	SPRING-SILENCER -----	1	
-29	0713250-1	KNOB-SILENCER -----	1	
-30	0710014-8	ESCUTCHEON-SILENCER -----	1	
		ATTACHING PARTS -----		
-31	S1023A6-6C	SCREW -----	4	
		-----*		
		OUTSIDE AIR VENT INSTL-FORWARD -----	NP	
-32	0713135-2	DOOR ASSY-SIDE AIR VENT -----	1	
-33	0713140-1	SEAL -----	1	
-34	0713139-1	INLET -----	1	
-35	S1053E24T	HOSE 15.0 IN LG BKI REF S1053E24T15.0 -----	1	
-36	NAS398-50	CLAMP -----	1	
-37		CONTROL SEE INSTRUMENT PANEL -----	1	
-38	0450311-5	CLAMP -----	1	
-39	AN960-10L	WASHER -----	1	
-40	MS21044N3	NUT -----	1	

Heating System



Detail A



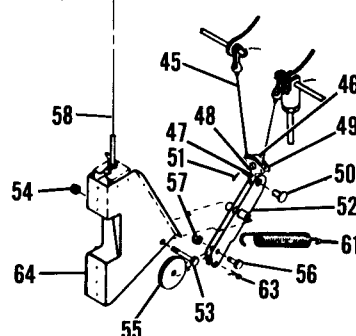
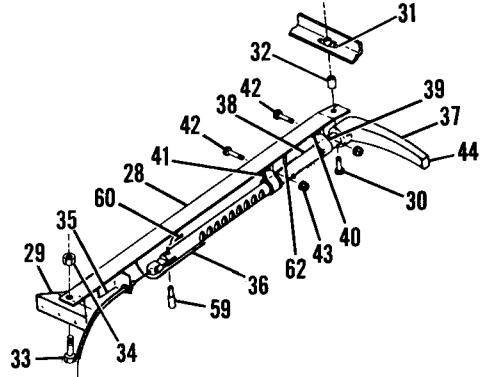
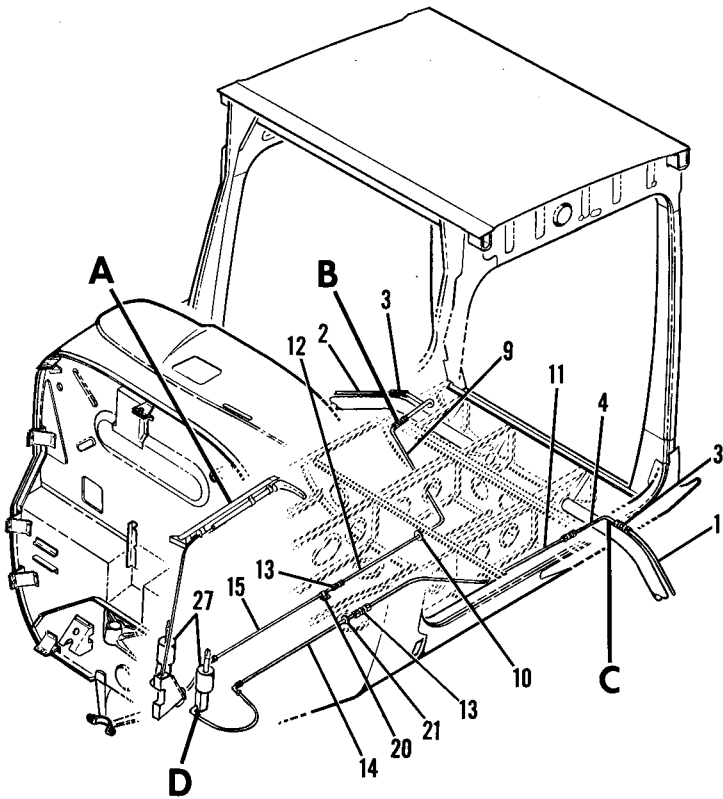
Detail B

Figure 74. Cabin Heating & Defrosting System Installation

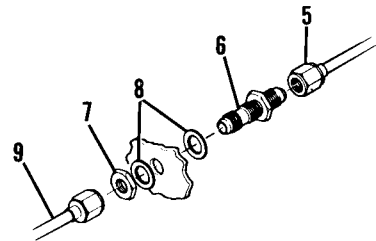


FIGURE AND INDEX NO.	PART NUMBER	DESCRIPTION	UNITS PER ASSY	USABLE ON CODE
74 -		CABIN HEATING & DEFROSTING SYSTEM INSTALLATION -----	NP	
- 1	0753011-1	VALVE ASSY-WARM AIR -----	1	
- 2	0753010-1	SEAT-WARM AIR VALVE -----	1	
- 3	1253032-1	BODY ASSY-VALVE -----	1	
- 4	1253034-1	PLATE ASSY-VALVE -----	1	
- 5	1253040-1	SHIM -----	1	
	1253033-1	REINFORCEMENT -----	1	
- 6	1253037-1	ARM-CONTROL -----	1	
		ATTACHING PARTS -----		
- 7	NAS561C2-8	ROLL PIN -----	1	
- 8	1253041-1	SPRING-WARM AIR VALVE -----	1	
		-----*		
- 9	S1239-48	CONTROL ASSY-CABIN HEAT -----	1	
		ATTACHING PARTS -----		
-10	0450311-5	CLAMP -----	1	
-11	AN960-10L	WASHER -----	1	
-12	MS21044N3	NUT -----	1	
		-----*		
-13	S1053K24T	HOSE * IN LG BKI REF S1053K24T* -----	1	
		ATTACHING PARTS -----		
-14	NAS398-50	CLAMP -----	2	
		-----*		
-15	0513238-1	UNION-HEATER DUCT -----	2	
-16	0513456-1	OUTLET ASSY-HEATER -----	2	
		ATTACHING PARTS -----		
	S1021Z6-6	SCREW -----	2	
		-----*		
-17	1750011-4	SHROUD ASSY -----	1	
		ATTACHING PARTS -----		
-18	AN737TW56	CLAMP -----	2	
		-----*		
-19	S1053K16T	HOSE * IN LG BKI REF S1053K16* -----	1	
		ATTACHING PARTS -----		
	NAS397-32	CLAMP -----	2	
		-----*		
-20	SEE FIG 27	DUCT ASSY-HEATER -----	1	
-21	S1053E16T	HOSE 24.00 IN LG BKI REF S1053E16T24.00 -----	1	
		ATTACHING PARTS -----		
-22	NAS397-32	CLAMP -----	2	
		-----*		
-23	0513386-1	NOZZLE ASSY-DEFROSTER -----	1	
	0513386-7	BRACKET DEFROSTER-NOZZLE -----	1	
		ATTACHING PARTS -----		
	S1021Z4-6C	SCREW -----	4	
	NAS446-1-3	NUT -----	4	
		-----*		
-24	0513267-1	VALVE GUIDE -----	1	
	0713019-113	VALVE ASSY-LH -----	1	
	0713019-112	VALVE ASSY-RH -----	1	
-25	0713019-111	VALVE -----	2	
-26	S2198-3	KNOB -----	2	
		ATTACHING PARTS -----		
-27	AN5158R4	SCREW -----	2	
	AN936A8	WASHER -----	2	
		-----*		
-28	S1110ET	DUCT 23.00 IN LG BKI REF S1110ET23.00 -----	2	
		ATTACHING PARTS -----		
-29	S1026BG10.90X	CLAMP -----	2	
		-----*		
		NOTE. *LENGTH TO BE DETERMINED LATER.		
		NOTE. **FOR REPLACEMENT OF THESE PARTS PRIOR TO SERIAL 17264380 & F17201385 ORDER 0713019-112 OR 0713019-113.		

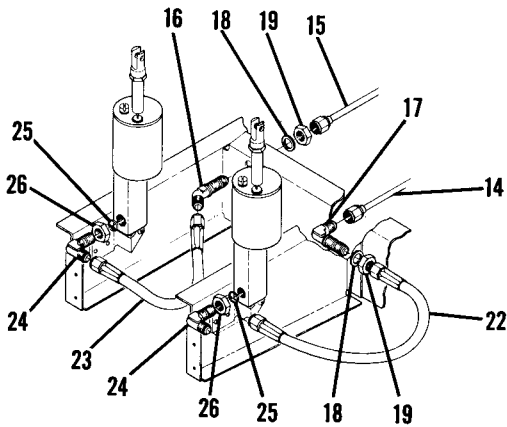
Brake System



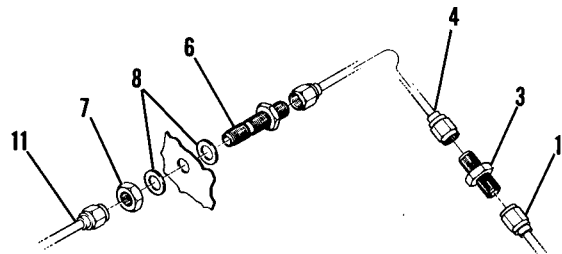
Detail A



Detail B



Detail D



Detail C

Figure 75. Brake System



FIGURE AND INDEX NO.	PART NUMBER	DESCRIPTION	UNITS PER ASSY	USABLE ON CODE
75 -		BRAKE SYSTEM -----	NP	
- 1	0500118-126	LINE ASSEMBLY-BRAKE LH -----	1	
- 2	0500118-127	LINE ASSEMBLY-BRAKE RH -----	1	
		ATTACHING PARTS -----		
- 3	AN815-3D	UNION -----	1	
		-----*		
- 4	0500118-128	LINE ASSEMBLY-BRAKE LH -----	1	
- 5	0500118-129	LINE ASSEMBLY-BRAKE RH -----	1	
		ATTACHING PARTS -----		
- 6	AN832-3D	UNION -----	1	
- 7	AN924-3D	NUT -----	1	
- 8	AN960-716	WASHER -----	2	
		-----*		
- 9	0500118-87	LINE ASSEMBLY-BRAKE RH -----	1	
		ATTACHING PARTS -----		
-10	AN837-3D	ELBOW -----	1	
	AN924-3D	NUT -----	1	
	AN960-716	WASHER -----	2	
		-----*		
-11	0500118-86	LINE ASSEMBLY-BRAKE LH -----	1	
		ATTACHING PARTS -----		
	S14860G6U	CLAMP -----	1	
	MS21919DG3	CLAMP -----	1	
	S1021Z8-8	SCREW -----	1	
		-----*		
-12	0500118-88	LINE ASSEMBLY-BRAKE RH -----	1	
		ATTACHING PARTS -----		
-13	AN815-3D	UNION -----	1	
		-----*		
-14	0500118-90	LINE ASSEMBLY-BRAKE LH -----	1	
-15	0500118-89	LINE ASSEMBLY-BRAKE RH -----	1	
		ATTACHING PARTS -----		
-16	AN837-3D	ELBOW-RH ONLY -----	1	
-17	AN833-3D	ELBOW-LH ONLY -----	1	
-18	AN960-716	WASHER -----	2	
-19	AN924-3D	NUT -----	2	
-20	S1153-1	BRACKET-RH ONLY -----	1	
	MS21919DG3	CLAMP-RH ONLY -----	1	
	S1021Z8-8	SCREW-RH ONLY -----	2	
		-----*		
-21	MS35489-36S	GROMMET -----	1	
-22	S1167C3-0100	HOSE ASSEMBLY-MASTER CYLINDER TO ELBOW LH -----	1	
-23	S1167-3-0085	HOSE ASSEMBLY-MASTER CYLINDER TO ELBOW RH -----	1	
		ATTACHING PARTS -----		
-24	AN921-3D	ELBOW -----	1	
-25	MS28778-3	GASKET -----	1	
-26	AN924-3D	NUT -----	1	
		-----*		
-27	SEE FIG 75	MASTER BRAKE CYLINDER -----	2	
		PARKING BRAKE INSTALLATION -----	NP	
-28	0713070-37	ANGLE -----	1	
		ATTACHING PARTS -----		
-29	0713070-36	ANGLE -----	1	
-30	AN520-10R12	SCREW -----	1	
-31	MS20364-1032C	NUT -----	1	
-32	NAS43003-32	SPACER -----	1	
-33	AN3-3A	BOLT -----	1	
-34	MS21044N3	NUT -----	1	
		-----*		
-35	0713070-5	ANGLE -----	1	
-36	0713070-4	RACK-POSITIONING -----	1	

CONTINUED ON NEXT PAGE

FIGURE AND INDEX NO.	PART NUMBER	DESCRIPTION	UNITS PER ASSY	USABLE ON CODE		
					1	2
75 -37	0813150-55	HANDLE ASSEMBLY-PARKING BRAKE ----- ATTACHING PARTS	1			
-38	0813156-4	HOUSING ASSEMBLY-BRAKE -----	1			
-39	0713070-25	CLAMP -----	1			
-40	0713070-32	SPACER -----	1			
-41	0713070-15	SPACER -----	1			
-42	AN3-6A	BOLT -----	2			
-43	MS21044N3	NUT ----- -----*	2			
-44	0811490-6	HANDLE-PARKING BRAKE -----	1			
	0813150-54	TUBE-PARKING BRAKE -----	1			
	NAS561-5-12	ROLL PIN EN -----	1			
-45	0510105-232	CABLE ASSEMBLY-PARKING BRAKE -----	1			
-46	S1710-1	PULLEY ----- ATTACHING PARTS	1			
-47	0713959-1	BRACKET ASSEMBLY -----	1			
-48	AN3-6A	BOLT -----	1			
	0411783	BUSHING -----	1			
	AN960-10L	WASHER -----	1			
	MS21044N3	NUT ----- -----*	1			
-49	MS24665-281	COTTER PIN CABLE GUARD -----	3			
-50	MS20392-4C13	PIN -----	1			
-51	MS24665-281	COTTER PIN -----	1			
-52	0713070-9	BELLCRANK ASSEMBLY ----- ATTACHING PARTS	1			
-53	AN3-13A	BOLT -----	1			
	0713070-19	SPACER -----	1			
-54	MS21044N3	NUT ----- -----*	1			
-55	S378-1L	PULLEY ----- ATTACHING PARTS	1			
-56	AN3-5A	BOLT -----	1			
-57	MS21044N3	NUT ----- -----*	1			
-58	0713070-28	TUBE ASSEMBLY ----- ATTACHING PARTS	1			
-59	0713070-6	POSITIONING ARM -----	1			
-60	MS24665-132	COTTER PIN ----- -----*	1			
-61	0713063	SPRING -----	1			
-62	0713070-24	CATCH -----	1			
	AN960-4	WASHER -----	1			
-63	MS24665-132	COTTER PIN -----	1			
-64	0713070-20	BRACKET ASSEMBLY -----	1			

This page intentionally left blank.

Control Pedals

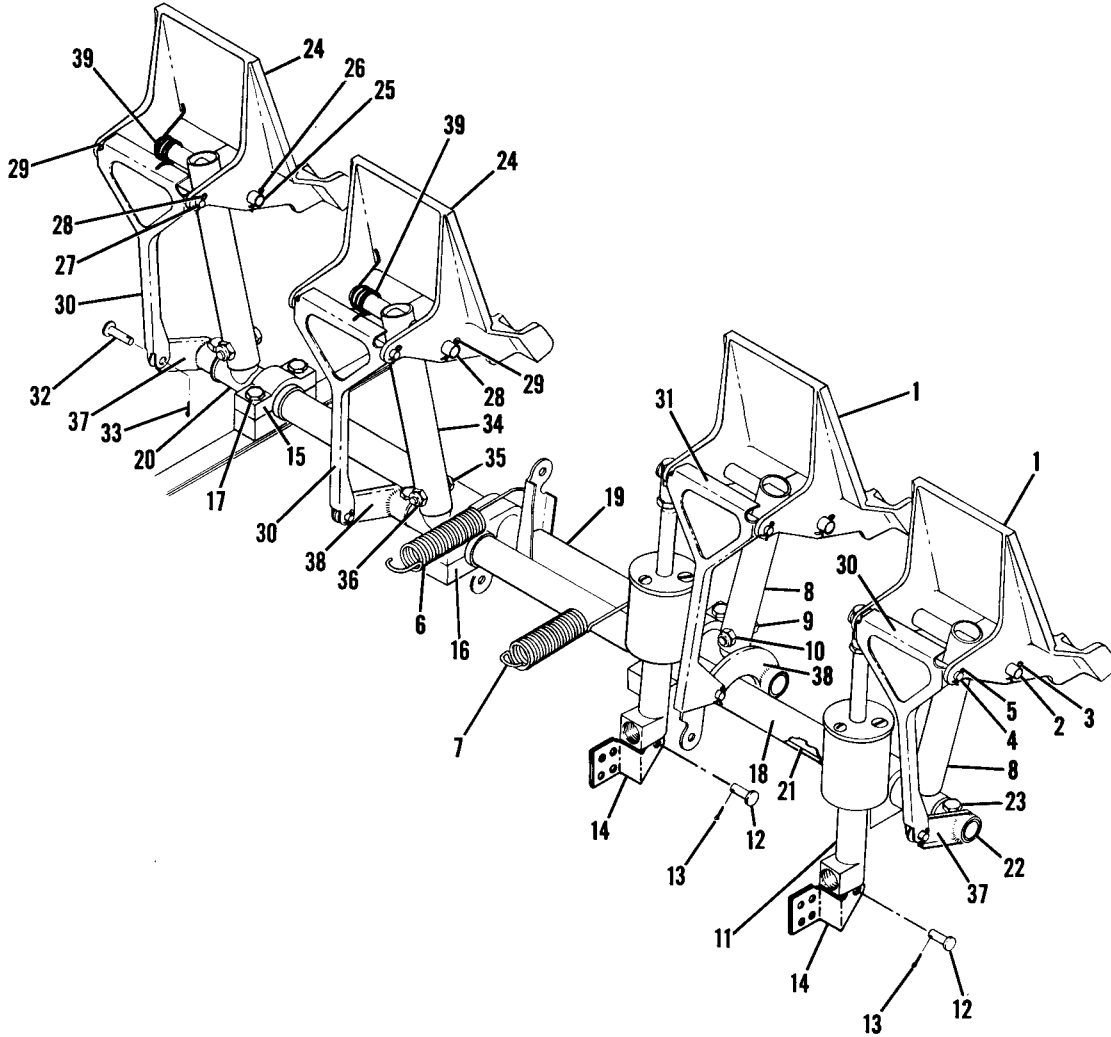


Figure 76. Brake & Rudder Pedals Installation

FIGURE AND INDEX NO.	PART NUMBER	DESCRIPTION	UNITS PER ASSY	USABLE ON CODE
		1 2 3 4 5 6 7		
76 -		PEDAL INSTALLATION-RUDDER & BRAKE LH -----	NP	
- 1	1460320-1	PEDAL-BRAKE & RUDDER -----	2	
		ATTACHING PARTS -----		
- 2	1460501-21	SHAFT -----	1	
- 3	MS24665-285	PIN-COTTER -----	2	
- 4	0411778-3	SHAFT -----	1	
- 5	MS24665-132	PIN-COTTER -----	2	
		*-----		
- 6	0310196-12	SPRING-BRAKE & RUDDER RETURN RH -----	1	
- 7	0310196-5	SPRING-BRAKE & RUDDER RETURN LH -----	1	
- 8	0411307	ARM-RUDDER BAR -----	2	
		ATTACHING PARTS -----		
- 9	AN3-11A	BOLT -----	1	
-10	MS21044N3	NUT -----	1	
		*-----		
-11	0541138-22	CYLINDER ASSEMBLY-BRAKE -----	2	
		ATTACHING PARTS -----		
-12	MS20392-2C15	PIN -----	1	
-13	MS24665-132	PIN-COTTER -----	1	
		*-----		
-14	0713624-2	ANCHOR-MASTER CYLINDER -----	2	
-15	S1674-1	BEARING-TORQUE TUBE -----	4	
-16	S1675-1	BEARING-TORQUE TUBE -----	4	
		ATTACHING PARTS -----		
-17	AN3-16A	BOLT -----	2	
	AN960-10	WASHER -----	2	
	MS21044N3	NUT -----	2	
		*-----		
-18	0411306-14	WELD ASSEMBLY -----	1	
-19	0411306-13	WELD ASSEMBLY -----	1	
-20	S1003-43A	BEARING -----	4	
-21	0411565	TUBE-DUAL BRAKE -----	2	
-22	0411562	HUB-DUAL BRAKE -----	4	
		ATTACHING PARTS -----		
-23	AN3-10A	BOLT -----	1	
	MS21044N3	NUT -----	1	
		*-----		
-24	1460320-1	PEDAL INSTALLATION-BRAKE & RUDDER RH -----	NP	
		PEDAL-BRAKE & RUDDER -----	2	
		ATTACHING PARTS -----		
-25	1460501-21	SHAFT -----	1	
-26	MS24665-285	PIN-COTTER -----	2	
-27	0411778-2	SHAFT -----	1	
-28	MS24665-132	PIN-COTTER -----	2	
-29	NAS42HT6-B	SPACER -----	1	
	S1438-2	WASHER -----	AR	
		*-----		
-30	0411564	LINK-DUAL BRAKES -----	3	
-31	0411564-3	LINK-DUAL BRAKES -----	1	
		ATTACHING PARTS -----		
-32	MS20392-2C15	PIN -----	1	
-33	MS24665-132	PIN-COTTER -----	1	
	NAS43HT3-12	SPACER -----	1	
		*-----		
-34	0411307	ARM-RUDDER BAR -----	2	
		ATTACHING PARTS -----		
-35	AN3-11A	BOLT -----	1	
-36	MS21044N3	NUT -----	1	
		*-----		
-37	0411563	BELLCRANK ASSEMBLY -----	3	
-38	0411573-1	BELLCRANK ASSEMBLY -----	1	
-39	1460505-1	SPRING -----	2	

Brake Cylinder

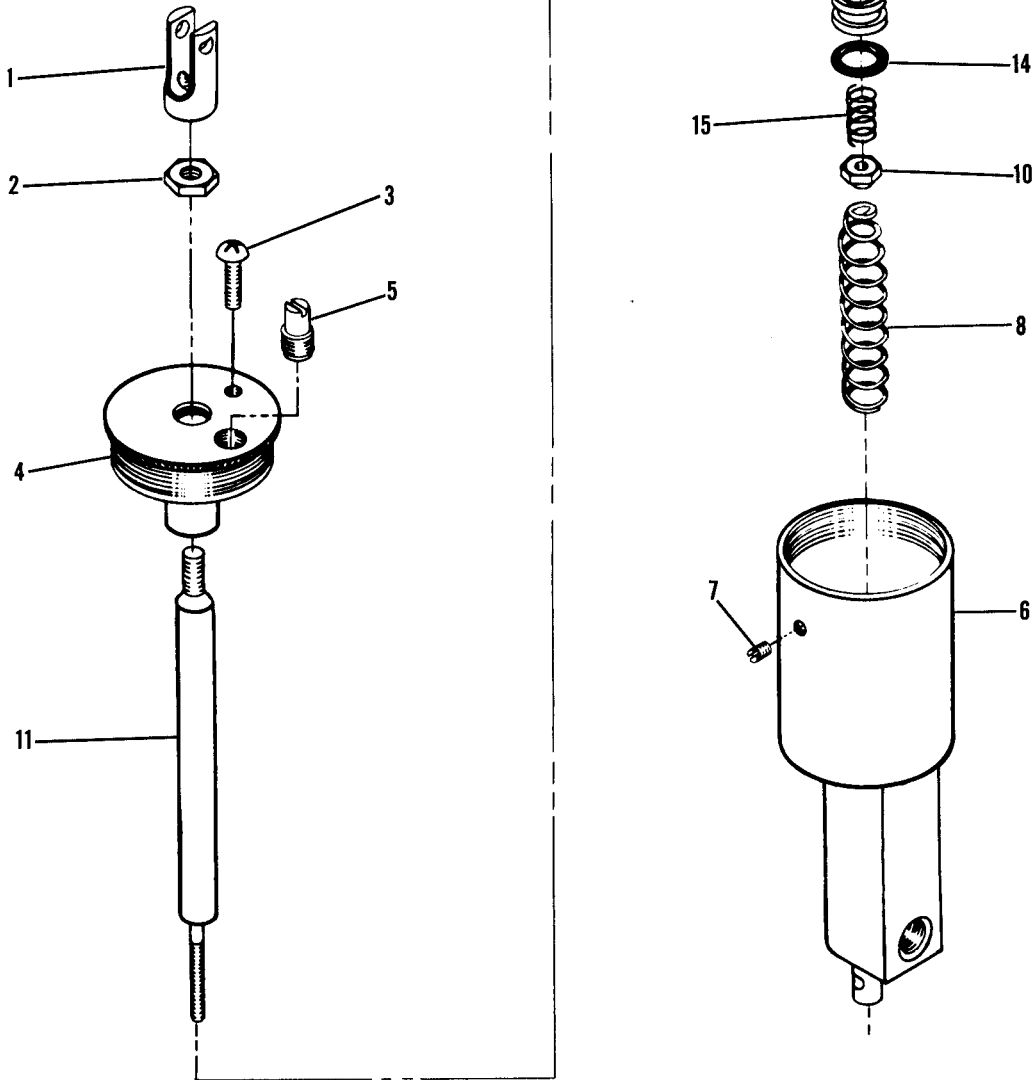
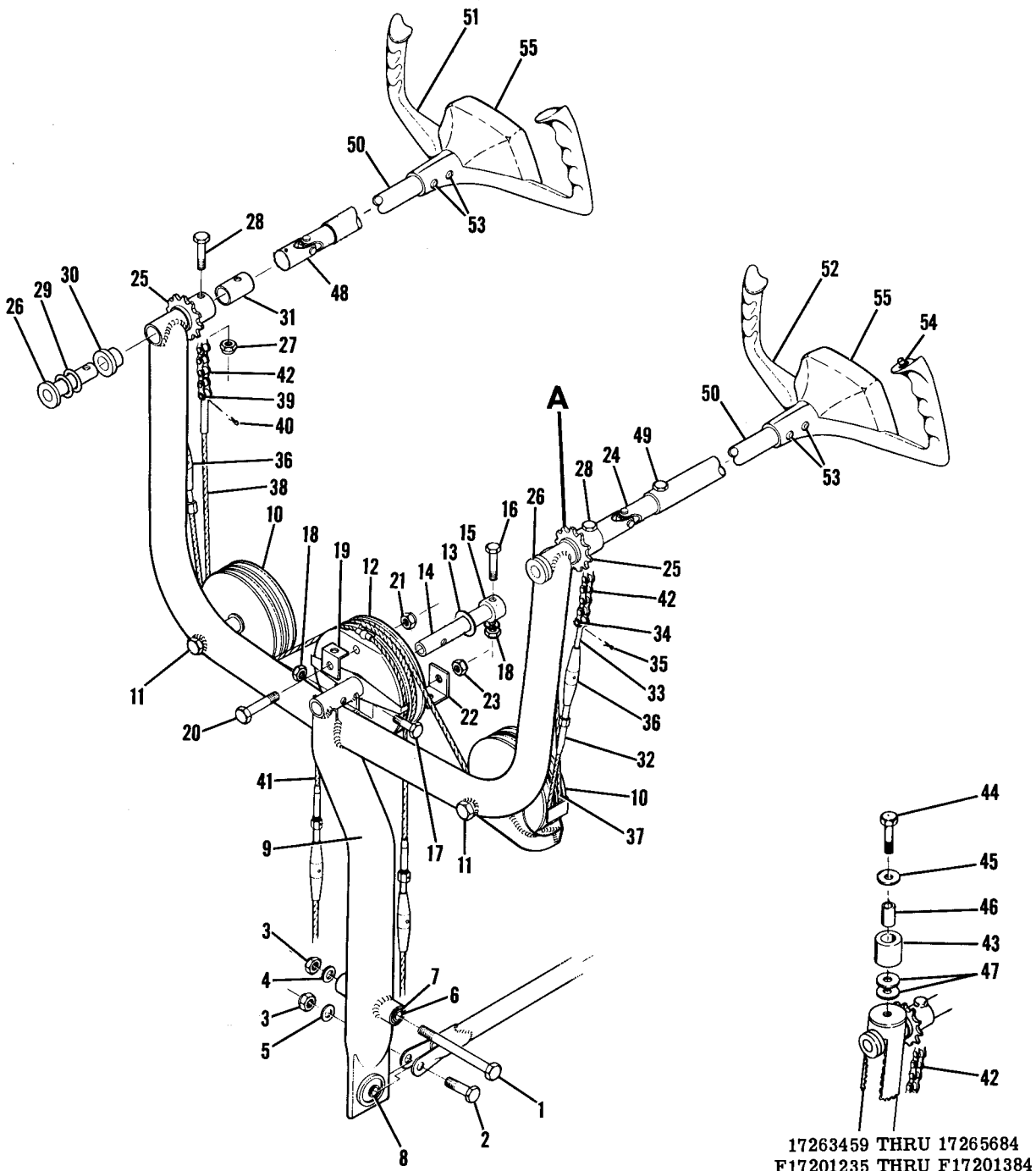


Figure 77. Master Brake Cylinder Assembly

FIGURE AND INDEX NO.	PART NUMBER	DESCRIPTION	UNITS PER ASSY	USABLE ON CODE
		1 2 3 4 5 6 7		
77 -	0541138-22	CYLINDER ASSEMBLY-MASTER BRAKE -----	2	
- 1	0541140	CLEVIS-ROD END -----	1	
- 2	AN316-4R	NUT-CHECK -----	1	
- 3	AN515-10R8	SCREW-MACHINE -----	1	
- 4	0541151	COVER-MASTER CYLINDER -----	1	
- 5	0541139	PLUG-FILLER -----	1	
- 6	0541184-2	BODY-MASTER CYLINDER -----	1	
- 7	AN565D6H3	SCREW -----	1	
- 8	0541148	SPRING-PISTON RETURN -----	1	
- 9	0541149	SLEEVE-PISTON ROD -----	1	
	0541138-5	PISTON ASSEMBLY-MASTER CYLINDER -----	1	
-10	22FH632	NUT SPS -----	1	
-11	0541144	ROD -----	1	
-12	0541143	PISTON -----	1	
-13	800-001-6	LOCK-O-SEAL PKSC -----	1	
-14	MS28775-110	O-RING -----	1	
-15	0541148-1	SPRING -----	1	

Flight Controls



17263459 THRU 17265684
F17201235 THRU F17201384

Detail **A**

Figure 78. Control Yoke Installation

FIGURE AND INDEX NO.	PART NUMBER	DESCRIPTION	UNITS PER ASSY	USABLE ON CODE
78 -		1 2 3 4 5 6 7 CONTROL YOKE INSTALLATION -----	NP	
	0560006-6	YOKE ASSY-CONTROL -----	1	A
	0560015-1	YOKE ASSY-CONTROL -----	1	B
		ATTACHING PARTS		
- 1	AN4-31A	BOLT -----	1	
- 2	AN4-10A	BOLT -----	1	
- 3	MS21042L4	NUT -----	2	
- 4	AN960-416L	WASHER -----	1	
- 5	AN960-416	WASHER -----	1	
- 6	0513251-1	BUSHING -----	1	
		-----*		
- 7	B610	BEARING TOR -----	2	A
	S1997-6G10	BEARING -----	2	B
- 8	AN200K54	BEARING -----	1	
- 9	0511782-17	WELD ASSY-YOKE -----	1	A
	0560014-1	WELD ASSY-YOKE -----	1	B
-10	S378-4	PULLEY -----	4	
-11	AN4-30A	BOLT -----	2	
	MS21042L4	NUT -----	2	
-12	0511783-1	DRUM ASSY -----	1	
		ATTACHING PARTS		
-13	AN960-816L	WASHER -----	2	
-14	0511784-1	SHAFT -----	1	
-15	0511787-1	RETAINER -----	1	
-16	AN3-11A	BOLT -----	1	
	AN960-10	WASHER -----	1	
-17	AN3-10A	BOLT -----	1	
-18	MS21044N3	NUT -----	2	
		-----*		
-19	0511786-1	CLAMP -----	1	
		ATTACHING PARTS		
-20	AN3-13A	BOLT -----	1	
-21	MS21044N3	NUT -----	1	
		-----*		
-22	0511786-2	CLAMP -----	1	
		ATTACHING PARTS		
-23	AN3-12A	BOLT -----	1	
	MS21044N3	NUT -----	1	
		-----*		
-24	0411257	JOINT-UNIVERSAL -----	1	
	S1495-10	HOSE 1.12 IN LG BULK ITEM REF S1495-10-1.12 -----	1	
-25	0511785-1	SPROCKET -----	2	
		ATTACHING PARTS		
-26	0511788-1	SHAFT -----	1	
-27	MS21044N3	NUT -----	1	
-28	AN3-11A	BOLT -----	1	
-29	AN960-816L	WASHER -----	2	A
	AN960-816L	WASHER -----	AR	B
	AN960D816L	WASHER -----	AR	B
	0411221-2	WASHER -----	AR	B
-30	S1004-43A	BEARING -----	2	
		-----*		
-31	0511789-1	SPACER USE ONLY WHEN RH CONTROLS ARE NOT INSTALLED -----	1	
-32	0510105-213	CABLE ASSY -----	1	A
	0510105-313	CABLE ASSY STAINLESS STEEL -----	1	A
	0510105-241	CABLE ASSY -----	1	B
	0510105-341	CABLE ASSY STAINLESS STEEL -----	1	B
		ATTACHING PARTS		
-33	NAS228-35LH	TERMINAL -----	2	
-34	AN21-10	BOLT -----	2	
	AN960PD6L	WASHER -----	2	
	AN320-1	NUT -----	2	
-35	MS24665-5	PIN-COTTER -----	2	
-36	AN155B32S	BARREL -----	2	
		-----*		

CONTINUED ON NEXT PAGE

FIGURE AND INDEX NO.	PART NUMBER	DESCRIPTION	UNITS PER ASSY	USABLE ON CODE
78 -37	0510105-215	CABLE ASSY-LH -----	1	A
	0510105-315	CABLE ASSY-LH STAINLESS STEEL -----	1	A
	0510105-243	CABLE ASSY -----	1	B
-38	0510105-343	CABLE ASSY STAINLESS STEEL -----	1	B
	0510105-214	CABLE ASSY-RH -----	1	A
	0510105-314	CABLE ASSY-RH STAINLESS STEEL -----	1	A
	0510105-242	CABLE ASSY -----	1	B
-39	0510105-342	CABLE ASSY STAINLESS STEEL -----	1	B
		ATTACHING PARTS		
-39	AN21-10	BOLT -----	1	
	AN960PD6L	WASHER -----	1	
-40	AN320-1	NUT -----	1	
	MS24665-5	PIN-COTTER -----	1	
-40	AN155B32S	BARREL -----	1	
		-----*		
-41	0510105-216	CABLE ASSY -----	1	A
	0510105-316	CABLE ASSY STAINLESS STEEL -----	1	A
-42	0510105-244	CABLE ASSY -----	1	B
	0510105-344	CABLE ASSY STAINLESS STEEL -----	1	B
-42	0413372-5	CHAIN -----	2	
-43	N6-2	BEARING NYLO LH ONLY -----	1	A
		ATTACHING PARTS		
-44	AN4-11A	BOLT LH ONLY -----	1	
-45	AN960D416L	WASHER LH ONLY -----	1	
-46	0513414-1	BUSHING LH ONLY -----	1	
-47	AN960PD416	WASHER LH ONLY -----	1	
	MS21042L4	NUT LH ONLY -----	1	
		-----*		
-48	0411257	JOINT-UNIVERSAL RH -----	1	
	S1495-10	HOSE 1.12 IN LG BULK ITEM -----	1	
	0513261-13	CONTROL WHEEL ASSY PILOT & CO-PILOT WITHOUT MIKE SWITCH --	1	
	0513261-14	CONTROL WHEEL ASSY PILOT ONLY USE WITH MIKE SWITCH ---	1	
		ATTACHING PARTS		
-49	AN3-10A	BOLT -----	1	
	MS21044N3	NUT -----	1	
		-----*		
-50	0413213-23	TUBE-CONTROL -----	1	
-51	0513260-4	WHEEL-CONTROL PILOT & CO-PILOT WITHOUT MIKE SWITCH -----	1	
-52	0513260-5	WHEEL-CONTROL PILOT ONLY USED WITH MIKE SWITCH -----	1	
		ATTACHING PARTS		
-53	0413216-6	RIVET -----	2	
		-----*		
-54	S1985-1	SWITCH-MIKE -----	1	
-55	SEE FIG 2	PLACARDS-CONTROL WHEEL -----	AR	
	0514097-1	PAD-CONTROL WHEEL -----	1	
<p>A---172 SERIAL 17263459 THRU 17265684 F172 SERIAL F17201235 THRU F17201384 B---172 SERIAL 17265685 & ON F172 SERIAL F17201385 & ON</p>				

FIGURE AND INDEX NO.	PART NUMBER	DESCRIPTION	UNITS PER ASSY	USABLE ON CODE
		1 2 3 4 5 6 7		
79 -		AILERON CONTROL SYSTEM -----	NP	
- 1	0510105-224	CABLE-AILERON CONTROL DIRECT -----	2	
	0510105-324	CABLE-AILERON CONTROL DIRECT STAINLESS STEEL -----	2	
- 2	0510105-13	CABLE-AILERON CONTROL CARRY THRU -----	1	
	0510105-113	CABLE-AILERON CONTROL CARRY THRU STAINLESS STEEL -----	1	
- 3	S378-4	PULLEY -----	2	
		ATTACHING PARTS		
- 4	MS21042L4	NUT -----	1	
- 5	NAS43HT4-22	SPACER -----	1	
- 6	NAS43HT4-43	SPACER -----	1	
- 7	AN4-21A	BOLT -----	1	
		*-----		
- 8	S378-4	PULLEY -----	2	
		ATTACHING PARTS		
- 9	MS21042L4	NUT -----	1	
-10	AN960-416L	WASHER -----	2	
-11	AN4-14A	BOLT -----	1	
		*-----		
CONTINUED ON NEXT PAGE				

Flight Controls (Cont)

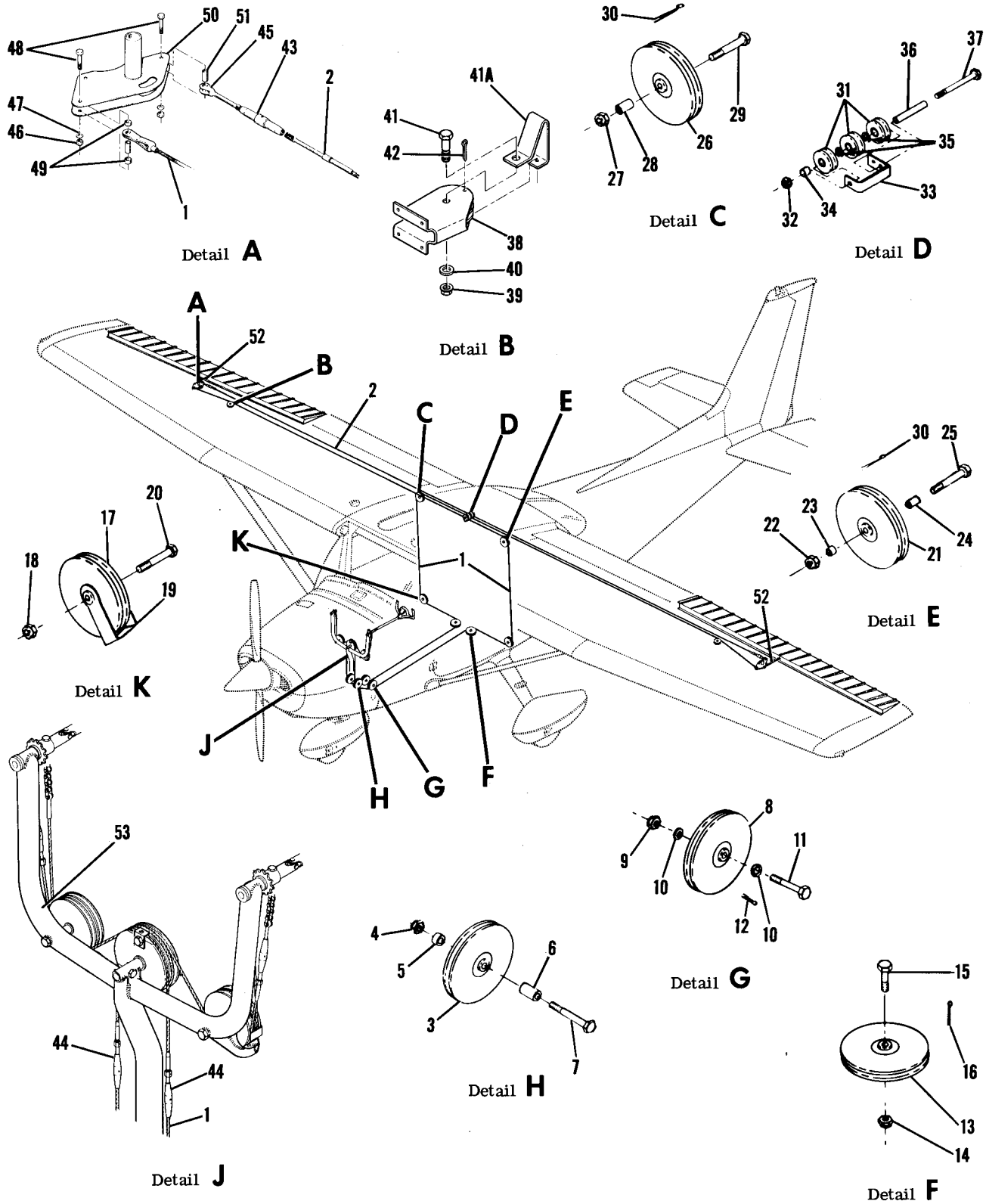


Figure 79. Aileron Control System

FIGURE AND INDEX NO.	PART NUMBER	DESCRIPTION							UNITS PER ASSY	USABLE ON CODE
		1	2	3	4	5	6	7		
79 -12	MS24665-355	PIN-COTTER -----							2	
-13	S378-4	PULLEY -----							2	
		ATTACHING PARTS								
-14	MS21042L4	NUT -----							1	
-15	AN4-10A	BOLT -----							1	
		-----*								
-16	MS24665-136	PIN-COTTER -----							2	
-17	S378-4	PULLEY -----							2	
		ATTACHING PARTS								
-18	MS21042L4	NUT -----							1	
-19	0512135	GUARD-CABLE -----							1	
-20	AN4-21A	BOLT -----							1	
		-----*								
-21	S378-4	PULLEY -----							1	
		ATTACHING PARTS								
-22	MS21042L4	NUT -----							1	
-23	NAS43HT4-16	SPACER -----							4	
-24	NAS43HT4-28	SPACER -----							1	
-25	AN4-15A	BOLT -----							1	
		-----*								
-26	S378-4	PULLEY -----							1	
		ATTACHING PARTS								
-27	MS21042L4	NUT -----							1	
-28	NAS43HT4-46	SPACER -----							1	
-29	AN4-15A	BOLT -----							1	
		-----*								
-30	MS24665-140	PIN-COTTER -----							4	
-31	S394	PULLEY -----							3	
		ATTACHING PARTS								
-32	MS21044N3	NUT -----							1	
-33	0512136	GUARD-CABLE -----							1	
-34	NAS43HT4-16	SPACER -----							1	
-35	AN960-416	WASHER -----							2	
-36	0512138	BUSHING -----							1	
-37	AN3-21A	BOLT -----							1	
		-----*								
-38	S378-3L	PULLEY -----							2	
		ATTACHING PARTS								
-39	MS21042L4	NUT -----							1	
-40	AN960-416	WASHER -----							1	
-41	AN4-10A	BOLT -----							1	
-41A	0423016-1	GUARD-PULLEY -----							1	
		-----*								
-42	MS24665-134	PIN-COTTER -----							2	
-43	AN155832L	BARREL-TURNBUCKLE -----							1	
-44	AN155832S	BARREL-TURN BUCKLE -----							2	
-45	AN161-32LL	FORK -----							1	
-46	MS21044N3	NUT -----							4	
	AN310-3	NUT -----							4	A
-47	AN960-10L	WASHER -----							4	B
-48	AN3-7A	BOLT -----							4	A
	AN3-7	BOLT -----							4	A
-49	NAS43HT4-10	SPACER -----							6	B
-49A	MS24665-134	PIN-COTTER -----							4	
-50	0523223-1	BELLCRANK ASSEMBLY-AILERON RH -----							1	
	0523223	BELLCRANK ASSEMBLY-AILERON PUSH-PULL -----							1	
-51	0422280	BUSHING -----							2	
-52	0523218	ROD ASSEMBLY-AILERON PUSH-PULL -----							2	
-53	SEE FIG 78	CONTROL YOKE ASSEMBLY -----							1	

A---172 SERIAL 17263459 THRU 17264785
 F172 SERIAL F17201235 THRU F17201384
 B---172 SERIAL 17264786 & ON
 F172 SERIAL F17201385 & ON

Flight Controls (Cont)

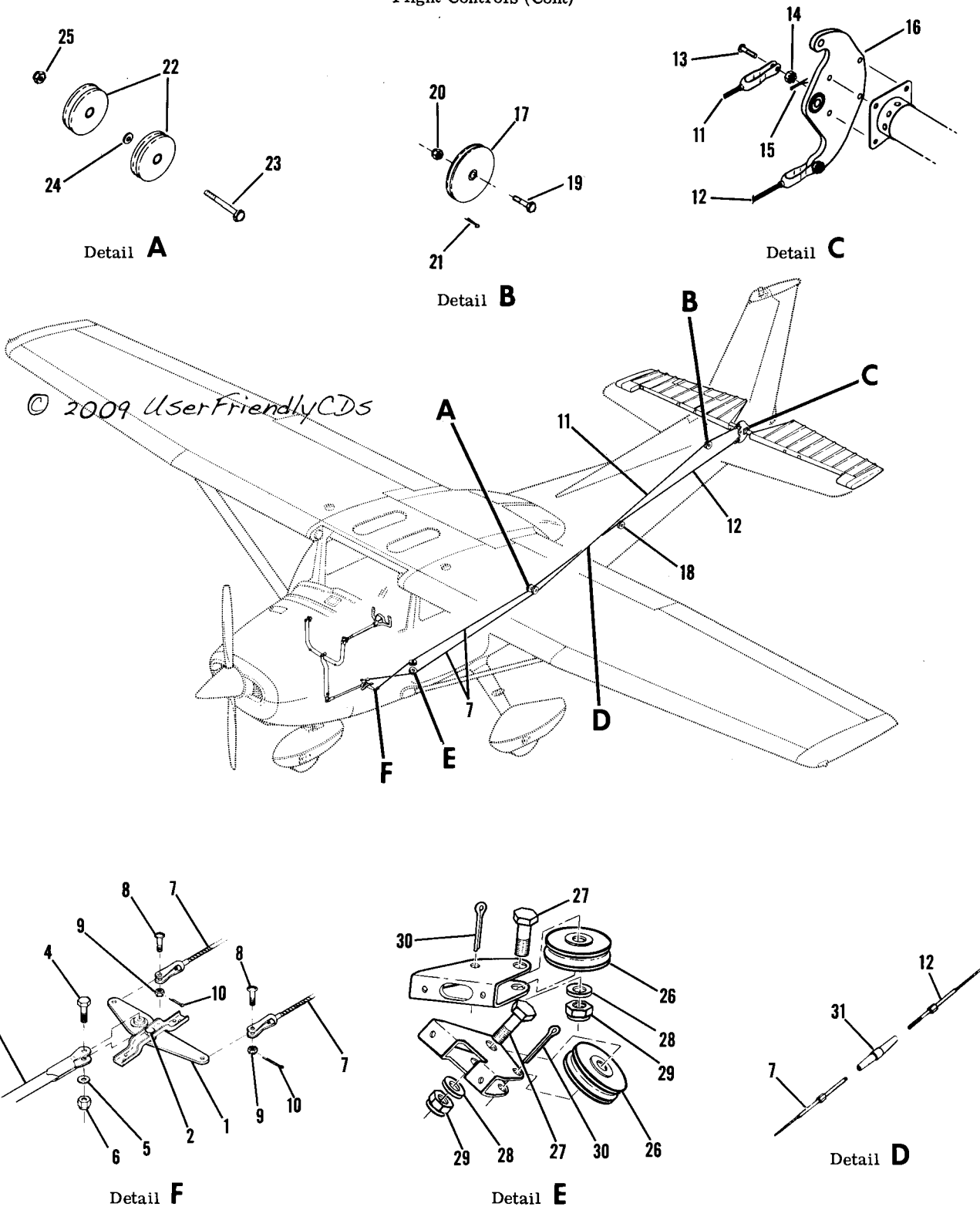


Figure 80. Elevator Control System

FIGURE AND INDEX NO.	PART NUMBER	DESCRIPTION	UNITS PER ASSY	USABLE ON CODE
80 -		ELEVATOR CONTROL SYSTEM -----	NP	
- 1	0513370-1	BELLCRANK-ELEVATOR FORWARD -----	1	
		ATTACHING PARTS -----		
- 2	AN4-10A	BOLT -----	1	
	MS21042L4	NUT -----	1	
		-----*		
- 3	0510161-12	TUBE-BELLCRANK TO CONTROL TEE -----	1	
		ATTACHING PARTS -----		
- 4	AN4-10A	BOLT -----	2	
- 5	AN960-416	WASHER -----	2	
- 6	MS21042L4	NUT -----	2	
		-----*		
- 7	0510105-208	CABLE-ELEVATOR FORWARD -----	2	
	0510105-308	CABLE-STAINLESS STEEL ELEVATOR FORWARD -----	2	
		ATTACHING PARTS -----		
- 8	AN23-10	BOLT -----	2	
- 9	AN310-3	NUT -----	2	
-10	MS24665-134	PIN-COTTER -----	2	
		-----*		
-11	0510105-209	CABLE-ELEVATOR AFT UPPER -----	1	
	0510105-309	CABLE-STAINLESS STEEL ELEVATOR AFT UPPER -----	1	
-12	0510105-210	CABLE-ELEVATOR AFT LOWER -----	1	
	0510105-310	CABLE-STAINLESS STEEL ELEVATOR AFT LOWER -----	1	
		ATTACHING PARTS -----		
-13	AN23-12	BOLT -----	2	
-14	AN310-3	NUT -----	2	
-15	MS24665-134	PIN-COTTER -----	2	
		-----*		
-16	0534122-1	BELLCRANK-ELEVATOR REAR -----	1	
-17	S378-3	PULLEY AFT UPPER -----	1	
-18	S378-3L	PULLEY AFT LOWER -----	1	
		ATTACHING PARTS -----		
-19	AN4-10A	BOLT -----	1	
-20	MS21042L4	NUT -----	1	
-21	MS24665-136	PIN-COTTER -----	1	
		-----*		
-22	S378-3L	PULLEY -----	2	
		ATTACHING PARTS -----		
-23	AN4-14A	BOLT -----	1	
-24	AN960-416	WASHER -----	1	
-25	MS21042L4	NUT -----	1	
		-----*		
-26	MS20220-1	PULLEY -----	2	
		ATTACHING PARTS -----		
-27	AN5-11A	BOLT -----	1	
-28	AN960-516	WASHER -----	1	
-29	MS21042L5	NUT -----	1	
-30	MS24665-285	PIN-COTTER -----	1	
		-----*		
-31	AN155832S	BARREL -----	2	

Flight Controls (Cont)

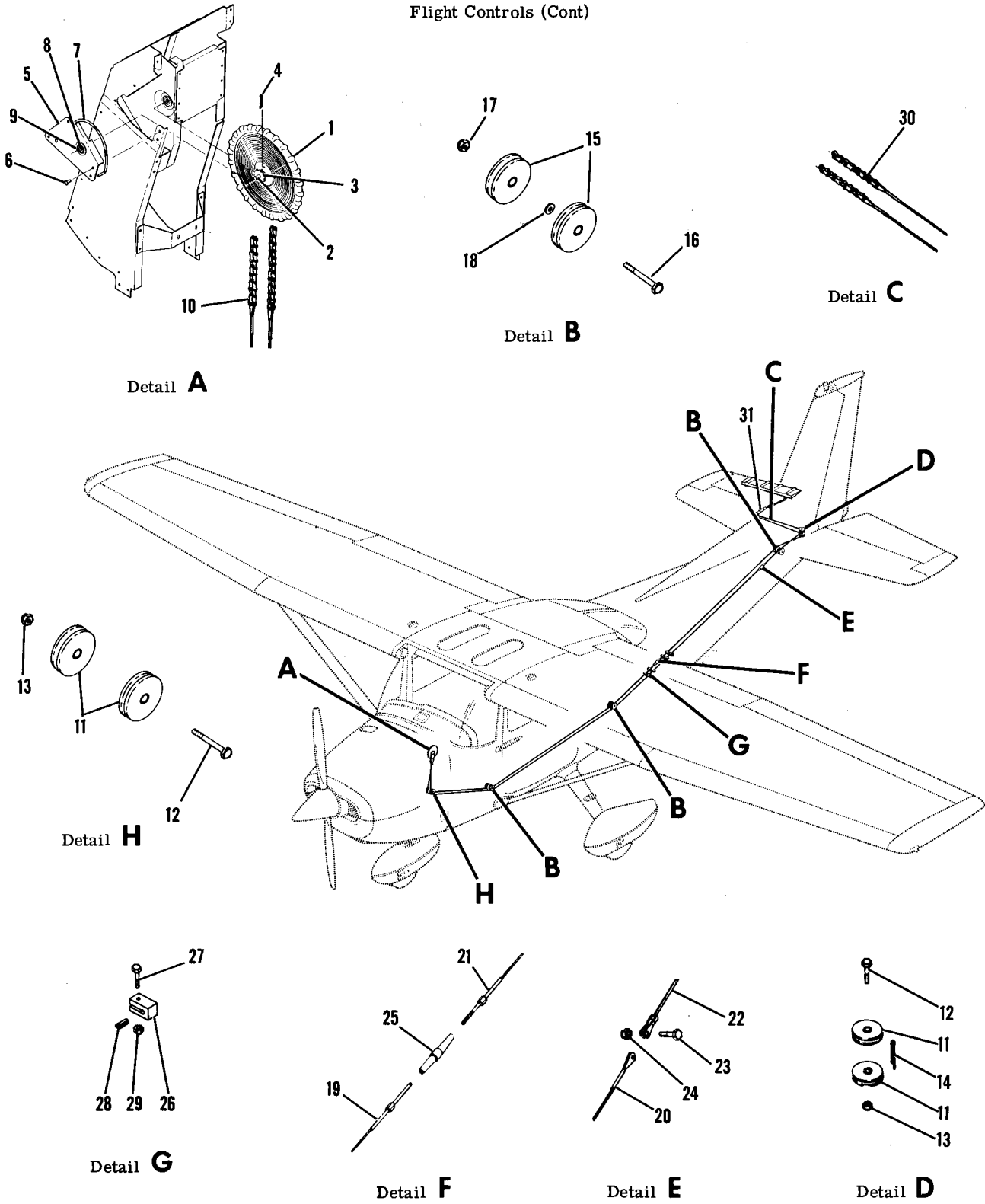


Figure 81. Elevator Trim Control System



FIGURE AND INDEX NO.	PART NUMBER	DESCRIPTION							UNITS PER ASSY	USABLE ON CODE
		1	2	3	4	5	6	7		
81 -		ELEVATOR TRIM CONTROL SYSTEM -----							NP	
- 1	0713656-1	WHEEL ASSEMBLY-TAB CONTROL -----							1	
- 2	0713656-3	SHAFT-TAB CONTROL -----							1	
- 3	0432134-1	SPROCKET -----							1	
		ATTACHING PARTS								
- 4	NAS561-3-8	PIN -----							2	
		-----*								
- 5	0713642-1	RETAINER ASSEMBLY-ELEVATOR TRIM -----							1	
		ATTACHING PARTS								
- 6	NAS220-5	SCREW -----							4	
		-----*								
- 7	0713642-3	INDICATOR-ELEVATOR TRIM -----							1	
		ATTACHING PARTS								
	0713032-1	BUSHING -----							1	
	0713032-2	COLLAR -----							1	
		-----*								
- 8	M451	BEARING TOR -----							1	
- 9	0411420	HOUSING -----							1	
-10	0432138-16	CHAIN-TAB CONTROL -----							1	
-11	S378-1	PULLEY -----							4	
		ATTACHING PARTS								
-12	AN3-10A	BOLT -----							1	
-13	MS21044N3	NUT -----							1	
-14	MS24665-355	COTTER PIN REAR PULLEYS ONLY -----							1	
		-----*								
-15	S378-1L	PULLEY -----							6	
		ATTACHING PARTS								
-16	AN3-10A	BOLT -----							1	
-17	MS21044N3	NUT -----							1	
-18	AN960-10L	WASHER TWO AFT PULLEYS ONLY -----							1	
	MS24665-285	COTTER PIN FORWARD PULLEY ONLY -----							1	
		-----*								
-19	0510105-220	CABLE-TAB WHEEL TO TURNBUCKLE -----							1	
	0510105-320	CABLE-STAINLESS STEEL TAB WHEEL TO TURNBUCKLE -----							1	
-20	0510105-221	CABLE-TAB WHEEL TO DISCONNECT -----							1	
	0510105-321	CABLE-STAINLESS STEEL TAB WHEEL TO DISCONNECT -----							1	
-21	0510105-44	CABLE-TAB ACTUATOR TO TURNBUCKLE -----							1	
	0510105-144	CABLE-STAINLESS STEEL TAB ACTUATOR TO TURNBUCKLE -----							1	
-22	0510105-45	CABLE-TAB ACTUATOR TO DISCONNECT -----							1	
	0510105-145	CABLE-STAINLESS STEEL TAB ACTUATOR TO DISCONNECT -----							1	
		ATTACHING PARTS								
-23	AN3-5A	BOLT -----							1	A
	AN3-5	BOLT -----							1	B
-24	MS21044N3	NUT -----							1	A
	AN310-3	NUT -----							1	B
	MS24665-134	COTTER PIN -----							1	B
		-----*								
-25	AN15588L	BARREL -----							1	
-26	0411523	BLOCK-ELEVATOR TAB STOP -----							1	
		ATTACHING PARTS								
-27	AN3-6A	BOLT -----							1	
-28	0411524	BUSHING -----							1	
-29	MS21044N3	NUT -----							1	
		-----*								
-30	0432138-6	CHAIN-CABLE TO TAB ACTUATOR -----							1	
-31	SEE FIG 19	ACTUATOR ASSEMBLY -----							1	
<p>A---172 SERIAL 17263459 THRU 17264202 F172 SERIAL F17201235 THRU F17201324 B---172 SERIAL 17264203 & ON F172 SERIAL F17201325 & ON</p>										

Flight Controls (Cont)

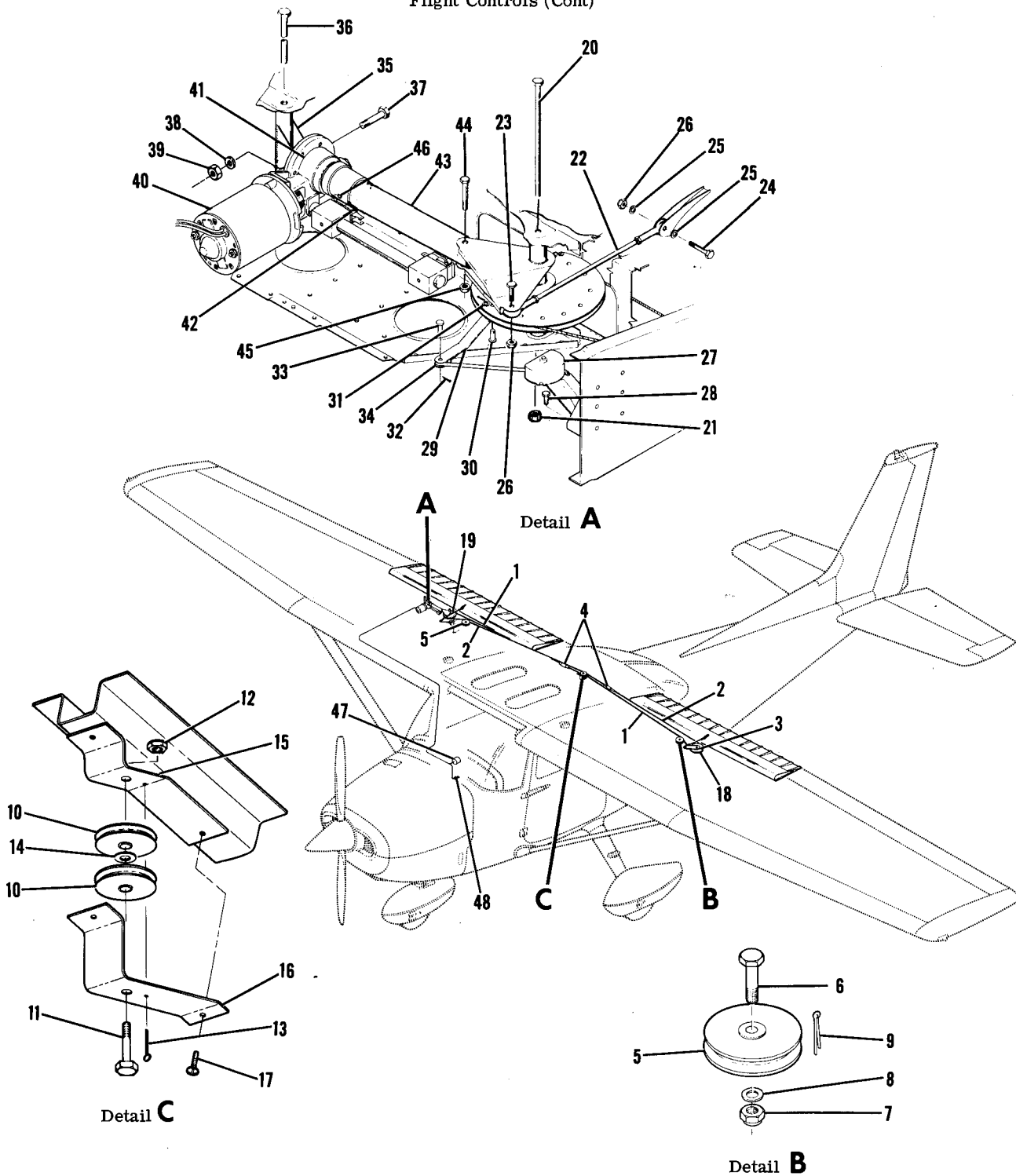


Figure 82. Flap Control System - Electric

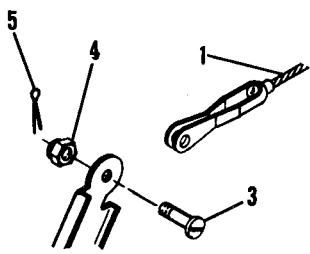


FIGURE AND INDEX NO.	PART NUMBER	DESCRIPTION						UNITS PER ASSY	USABLE ON CODE
		1	2	3	4	5	6		
82 -		FLAP CONTROL SYSTEM-ELECTRIC -----						NP	
- 1	0510105-93	CABLE-FLAP RETRACT LH & DIRECT RH -----						1	
	0510105-193	CABLE-FLAP STAINLESS STEEL -----						1	
- 2	0510105-94	CABLE-FLAP RETRACT RH & DIRECT LH -----						1	
	0510105-194	CABLE-FLAP STAINLESS STEEL -----						1	
		ATTACHING PARTS							
- 3	MS20392-1C11	PIN -----						2	
	MS24665-134	PIN-COTTER -----						2	
- 4	AN155816S	BARREL -----						1	
		-----*							
- 5	S378-2	PULLEY -----						2	
		ATTACHING PARTS							
- 6	AN3-7A	BOLT -----						1	
- 7	MS21044N3	NUT -----						1	
- 8	AN960-10	WASHER -----						1	
		-----*							
- 9	MS24665-134	PIN-COTTER -----						1	
-10	S378-1L	PULLEY -----						2	
		ATTACHING PARTS							
-11	AN3-10A	BOLT -----						1	
-12	MS21044N3	NUT -----						1	
-13	MS24665-285	PIN-COTTER -----						1	
-14	AN960-10	WASHER -----						1	
		-----*							
-15	0512172-1	BRACKET-UPPER MOUNTING -----						1	
-16	0512172-2	BRACKET-LOWER MOUNTING -----						1	
		ATTACHING PARTS							
-17	AN520-10R6	SCREW -----						2	
		-----*							
-18	0760612-7	DRIVE PULLEY ASSY-LH -----						1	
-19	0760612-1	DRIVE PULLEY ASSY-RH -----						1	
		ATTACHING PARTS							
-20	AN4-60A	BOLT -----						1	
	0523536	BUSHING -----						1	
	0522629-1	WASHER -----						2	
	AN960-416	WASHER -----						2	
-21	MS21042L4	NUT -----						1	
		-----*							
	B610	BEARING TOR -----						1	
-22	0523537	ROD ASSY -----						1	
		ATTACHING PARTS							
-23	AN3-6A	BOLT -----						1	
-24	AN3-11A	BOLT -----						1	
-25	AN960-10	WASHER -----						2	
-26	MS21044N3	NUT -----						2	
		-----*							
-27	C590501-0101	POSITION TRANSMITTER-FLAP -----						1	
		ATTACHING PARTS							
-28	AN3-3A	BOLT -----						2	
		-----*							
-29	0510195-1	ARM ASSY-FLAP POSITION TRANSMITTER -----						1	
		ATTACHING PARTS							
-30	MS20392-2C13	PIN -----						1	
-31	AN960-10L	WASHER -----						1	
-32	MS24665-132	PIN-COTTER -----						2	
-33	MS20392-2C9	PIN -----						1	
-34	NAS43003-12	SPACER -----						1	
		-----*							
-35	0760619-1	HINGE ASSY-FLAP MOTOR -----						1	
		ATTACHING PARTS							
-36	AN4-56A	BOLT -----						1	
	0523536	BUSHING -----						1	
	MS21042L4	NUT -----						1	
		-----*							
	B610	BEARING TOR -----						2	
CONTINUED ON NEXT PAGE									

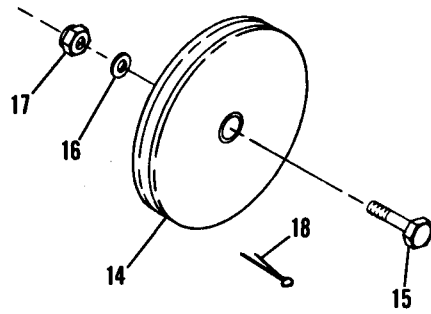
FIGURE AND INDEX NO.	PART NUMBER	DESCRIPTION	UNITS PER ASSY	USABLE ON CODE
82 -	C301002-0301	ACTUATOR & MOTOR ASSY INTERNALLY FILTERED -----	1	
		ATTACHING PARTS -----		
-37	AN6-15A	BOLT -----	1	
-38	AN960-616	WASHER -----	1	
-39	MS21042L6	NUT -----	1	
		---*---		
-40	C301002-0103	MOTOR-FLAP ACTUATOR INTERNALLY FILTERED -----	1	
-41	C301002-0308	ACTUATOR & SWITCH BAR ASSY -----	1	
-42	U3L-3-09	SWITCH -----	2	
		ATTACHING PARTS -----		
	AN515-4-9	SCREW -----	2	
	AN936A4	WASHER -----	2	
		---*---		
	C301001-0211	COUPLING-ACTUATOR -----	1	
-43	0760620-9	TUBE ASSY-FLAP ACTUATOR -----	1	
		ATTACHING PARTS -----		
-44	AN4-15A	BOLT -----	1	
	0760614-1	BUSHING -----	1	
-45	MS21042L4	NUT -----	1	
-46	AN565B428H4	SET SCREW -----	1	
		---*---		
	S1003-66A	BEARING -----	1	
-47		INDICATOR-FLAP SEE INSTRUMENT PANEL -----	1	
-48		SWITCH-FLAP SEE INSTRUMENT PANEL -----	1	

This page intentionally left blank.

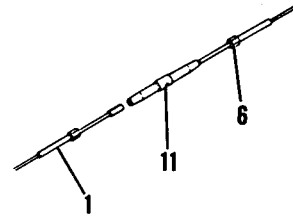
Flight Controls (Cont)



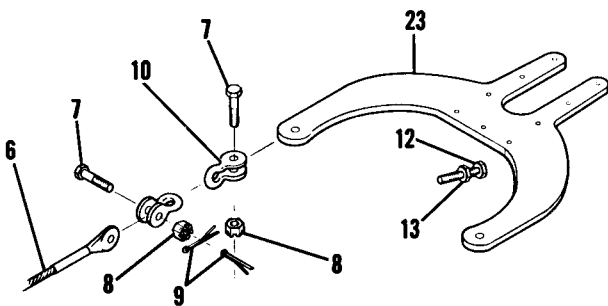
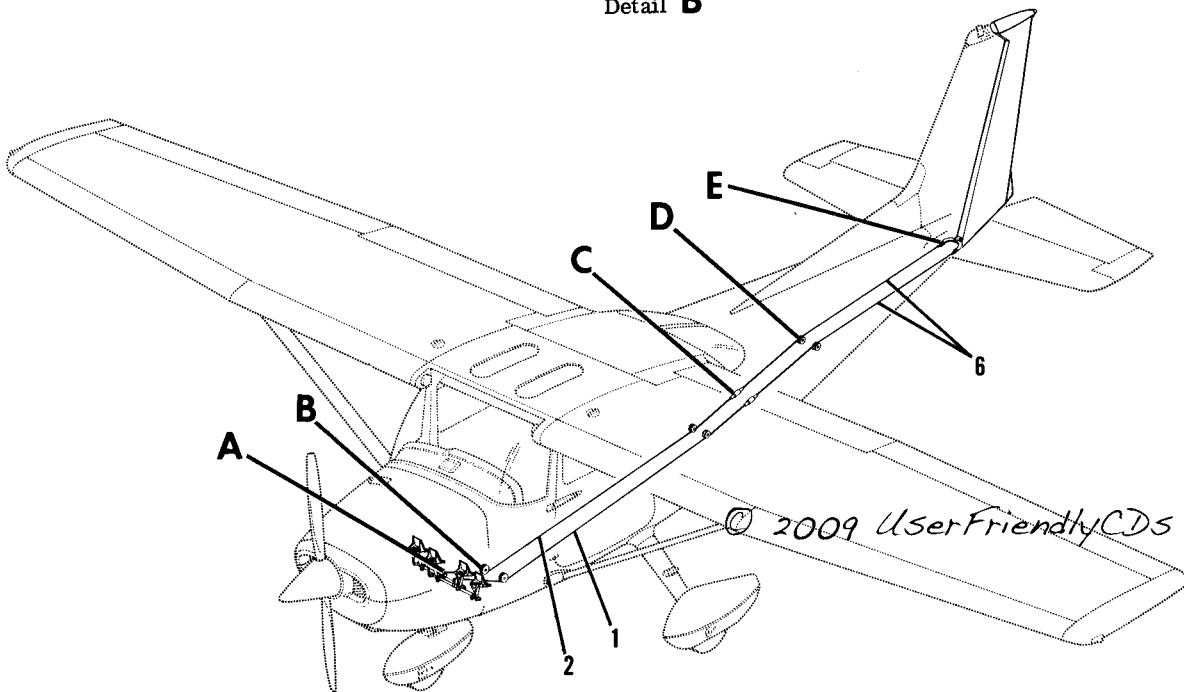
Detail A



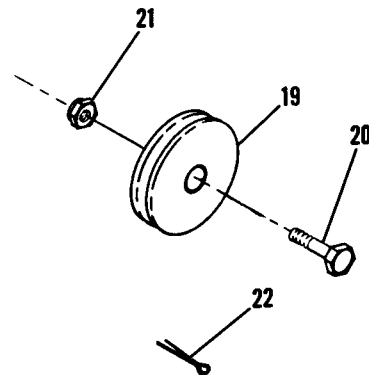
Detail B



Detail C



Detail E



Detail D

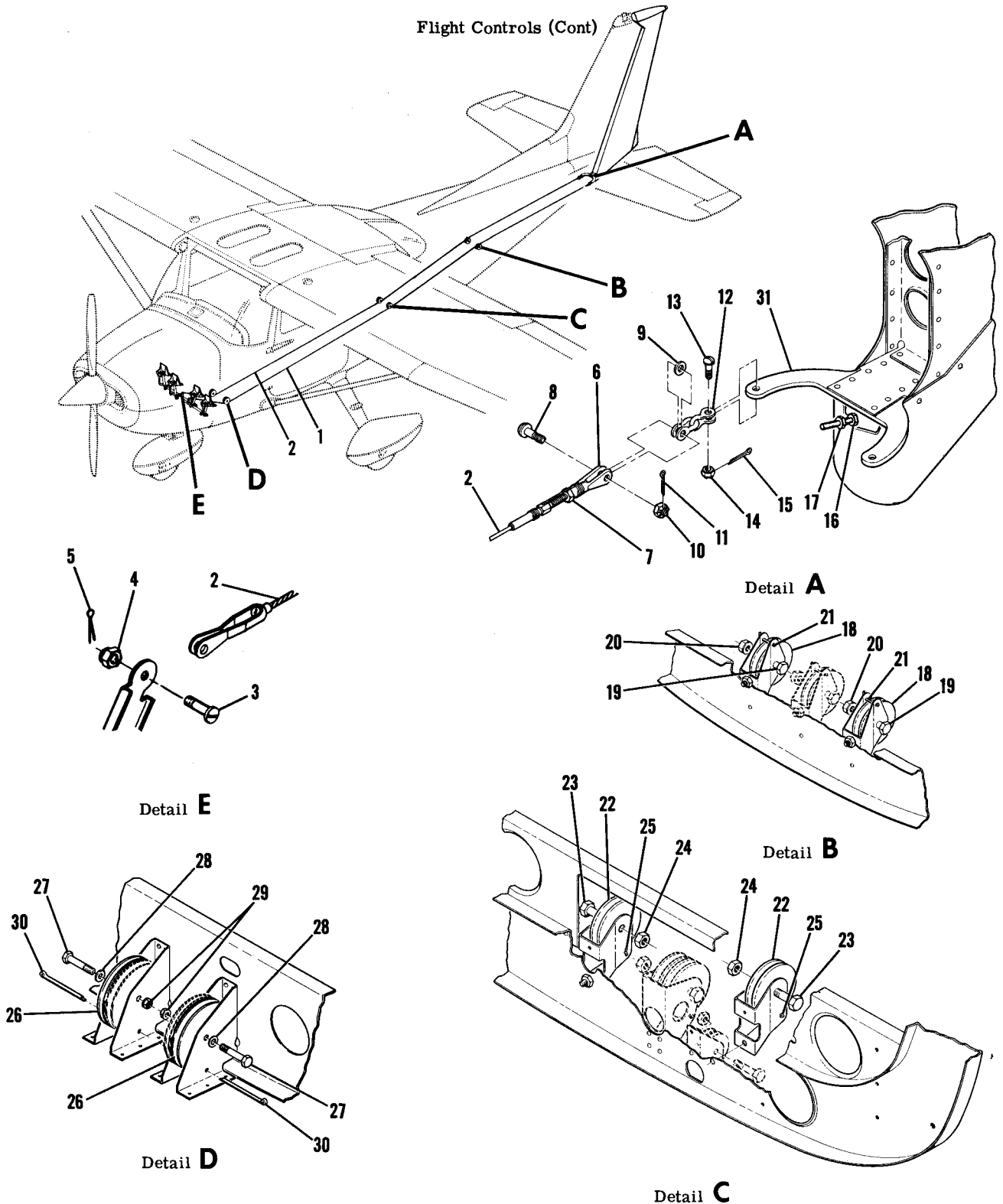
172 SERIAL 17263459 THRU 17264202
F172 SERIAL F17201235 THRU F17201324

Figure 83. Rudder Control System



FIGURE AND INDEX NO.	PART NUMBER	DESCRIPTION	UNITS PER ASSY	USABLE ON CODE
83 -		RUDDER CONTROL SYSTEM -----	NP	A
- 1	0510105-205	CABLE-FORWARD LH -----	1	
	0510105-305	CABLE-FORWARD LH STAINLESS STEEL -----	1	
- 2	0510105-206	CABLE-FORWARD RH -----	1	
	0510105-306	CABLE-FORWARD RH STAINLESS STEEL -----	1	
		ATTACHING PARTS		
- 3	AN23-10	BOLT -----	1	
- 4	AN310-3	NUT -----	1	
- 5	MS24665-134	COTTER PIN -----	1	
		-----*		
- 6	0510105-207	CABLE-AFT -----	2	
	0510105-307	CABLE-AFT STAINLESS STEEL -----	2	
		ATTACHING PARTS		
- 7	AN23-11	BOLT -----	2	
- 8	AN310-3	NUT -----	2	
- 9	MS24665-134	COTTER PIN -----	2	
-10	0533010-1	SHACKLE -----	2	
		-----*		
-11	AN155832S	BARREL -----	2	
-12	NAS428H3-6	BOLT-RUDDER STOP -----	2	
-13	AN315-3R	NUT-RUDDER STOP -----	2	
-14	S378-4	PULLEY -----	2	
		ATTACHING PARTS		
-15	AN4-14A	BOLT -----	1	
-16	AN960-416L	WASHER -----	1	
-17	MS21042L4	NUT -----	1	
		-----*		
-18	MS24665-355	COTTER PIN -----	2	
-19	S378-3L	PULLEY -----	4	
		ATTACHING PARTS		
-20	AN4-10A	BOLT -----	1	
-21	MS21042L4	NUT -----	1	
		-----*		
-22	MS24665-136	PIN-COTTER -----	4	
-23	SEE FIG 17	HORN-RUDDER -----	1	
<p>A---172 SERIAL 17263459 THRU 17264202 F172 SERIAL F17201235 THRU F17201324</p>				

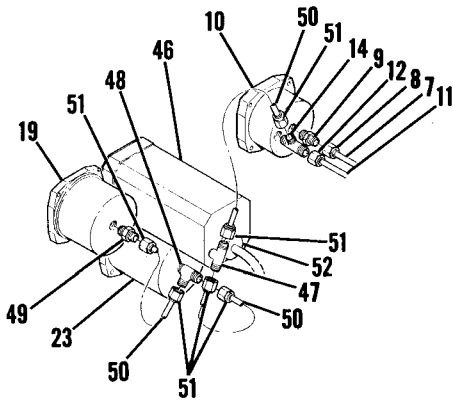
Flight Controls (Cont)



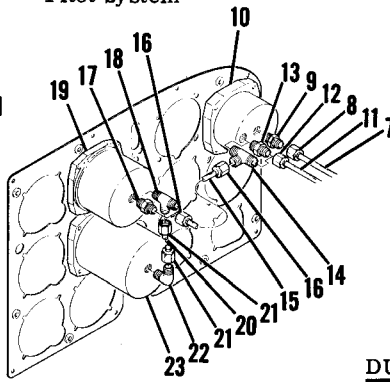
172 SERIAL 17264203 & ON
F172 SERIAL F17201325 & ON
Figure 83A. Rudder Control System

FIGURE AND INDEX NO.	PART NUMBER	DESCRIPTION	UNITS PER ASSY	USABLE ON CODE
		1 2 3 4 5 6 7		
83A-		RUDDER CONTROL SYSTEM -----	NP	A
- 1	0510105-239	CABLE ASSY-LH -----	1	
	0510105-339	CABLE ASSY-LH STAINLESS STEEL -----	1	
- 2	0510105-238	CABLE ASSY-RH -----	1	
	0510105-338	CABLE ASSY-RH STAINLESS STEEL -----	1	
		ATTACHING PARTS		
- 3	AN23-10	BOLT -----	1	
- 4	AN310-3	NUT -----	1	
- 5	MS24665-134	COTTER PIN -----	1	
- 6	AN665-34R	CLEVIS USED WITH 1/4 INCH BOLT -----	1	
	MS27975-3	CLEVIS USED WITH 3/16 INCH BOLT -----	1	
- 7	AN315-4R	NUT -----	1	
- 8	AN24-12	BOLT 1/4 INCH THREADS -----	1	
	AN23-13	BOLT 3/16 INCH THREADS -----	1	
- 9	AN960-416L	WASHER USED WITH 1/4 INCH BOLT -----	AR	
	AN960-10L	WASHER USED WITH 3/16 INCH BOLT -----	AR	
-10	AN310-4	NUT USED WITH 1/4 INCH BOLT -----	1	
	AN310-3	NUT USED WITH 3/16 INCH BOLT -----	1	
-11	MS24665-134	COTTER PIN -----	1	
		*-----		
-12	0560016-1	SHACKLE ASSY USED WITH 1/4 INCH BOLT -----	2	
	054912-1	SHACKLE ASSY USED WITH 3/16 INCH BOLT -----	2	
		ATTACHING PARTS		
-13	AN23-10	BOLT -----	1	
-14	AN310-3	NUT -----	1	
-15	MS24665-134	COTTER PIN -----	1	
		*-----		
-16	NAS428H3-12	BOLT-RUDDER STOP -----	2	
-17	AN315-3R	NUT-RUDDER STOP -----	2	
-18	S378-3L	PULLEY -----	2	
		ATTACHING PARTS		
-19	AN4-10A	BOLT -----	1	
-20	MS21042L4	NUT -----	1	
		*-----		
-21	MS24665-136	COTTER PIN -----	2	
-22	S378-3L	PULLEY -----	2	
		ATTACHING PARTS		
-23	AN4-10A	BOLT -----	1	
-24	MS21042L4	NUT -----	1	
		*-----		
-25	MS24665-136	COTTER PIN -----	2	
-26	S378-4	PULLEY -----	2	
		ATTACHING PARTS		
-27	AN4-14A	BOLT -----	1	
-28	AN960-416L	WASHER -----	1	
-29	MS21042L4	NUT -----	2	
		*-----		
-30	MS24665-357	COTTER PIN -----	2	
-31	SEE FIG 17	HORN-RUDDER -----	1	
		A---172 SERIAL 17264203 & ON F172 SERIAL F17201325 & ON		

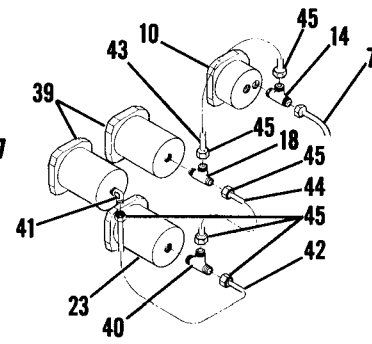
Pitot System



ENCODING ALTIMETER INSTALLATION
17263459 THRU 17265684
F17201235 THRU F17201384



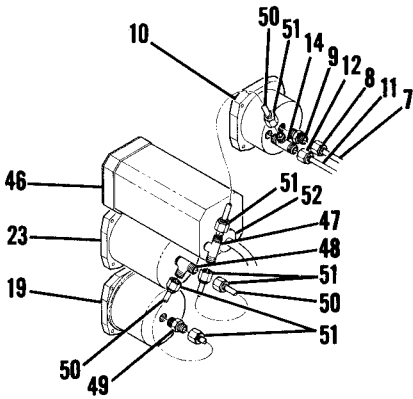
Detail **A**



DUAL ALTIMETER INSTALLATION

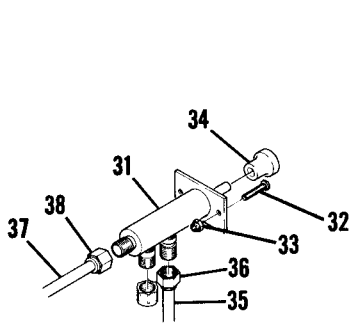
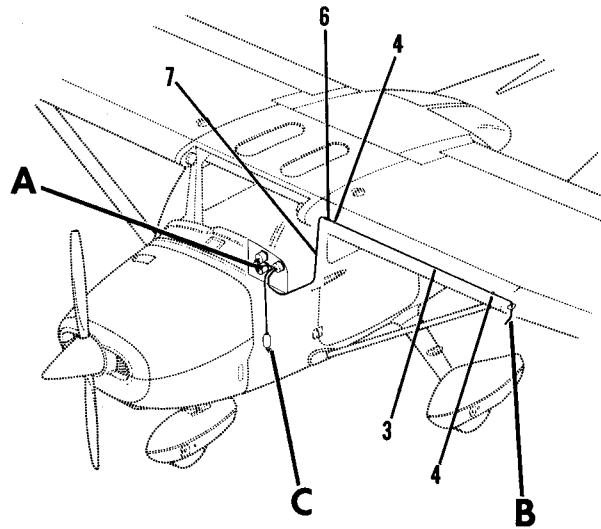
Detail **A**

Detail **A**

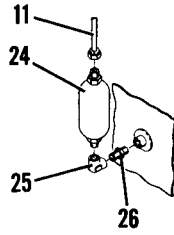


ENCODING ALTIMETER INSTALLATION
17265685 & ON
F17201385 & ON

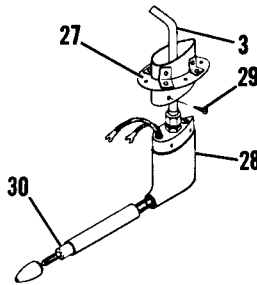
Detail **A**



ALTERNATE STATIC SOURCE

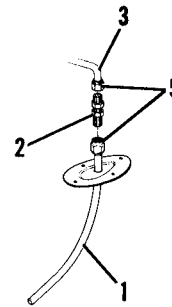


Detail **C**



HEATED PITOT

Detail **B**



Detail **B**

Figure 84. Pitot System

FIGURE AND INDEX NO.	PART NUMBER	DESCRIPTION	UNITS PER ASSY	USABLE ON CODE
		1 2 3 4 5 6 7		
84 -		PITOT SYSTEM -----	NP	
- 1	0521103-4	TUBE ASSY-PITOT -----	1	
		ATTACHING PARTS -----		
	S1021Z8-8	SCREW -----	4	
		-----*		
- 2	S1132-1	UNION -----	1	
- 3	S1071-1	TUBE-POLYETHYLENE 46.00 IN LG BKI REF S1071-1-46.00 --	1	
		ATTACHING PARTS -----		
- 4	AN74204	CLAMP -----	2	
	NAS395-16-3	NUT -----	1	
	MS21045L6	NUT -----	1	
	S1021Z8-8	SCREW -----	1	
	AN515-6R8	SCREW -----	1	
		-----*		
- 5	S1130-1	NUT -----	3	
	S1131-1	INSERT -----	3	
- 6	S1132-1	UNION -----	1	
- 7	S1071-1	TUBE-POLYETHYLENE 55.00 IN LG BKI REF S1071-1-55.00 --	1	
- 8	S1130-1	NUT -----	2	
	S1131-1	INSERT -----	2	
- 9	S1133-1	CONNECTOR -----	1	
-10		INDICATOR-AIRSPEED SEE INSTRUMENT PANEL -----	1	
		CIRCUIT BREAKER-PITOT HEAT SEE INSTRUMENT PANEL -----	1	
-11	S1071-1	TUBE-POLYETHYLENE 16.00 IN LG BKI REF S1071-1-16.00 --	1	
-12	S1130-1	NUT -----	2	
	S1131-1	INSERT -----	2	
-13	S1133-1	CONNECTOR -----	1	
-14	S1139-1	TEE -----	1	
-15	S1071-1	TUBE-POLYETHYLENE 9.00 IN LG BKI REF S1071-1-9.00 ----	1	
-16	S1130-1	NUT -----	2	
	S1131-1	INSERT -----	2	
-17	S1133-1	CONNECTOR -----	1	
-18	S1139-1	TEE -----	1	
-19		ALTIMETER SEE INSTRUMENT PANEL -----	1	
-20	S1071-1	TUBE-POLYETHYLENE 9.00 IN LG BKI REF S1071-1-9.00 ----	1	
-21	S1130-1	NUT -----	2	
	S1131-1	INSERT -----	2	
-22	S1235-1	ELBOW -----	1	
-23		INDICATOR-VERTICAL SPEED SEE INSTRUMENT PANEL -----	1	
-24	S1258-1	SUMP ASSY-PITOT STATIC LINE -----	1	
-25	AN916-10	ELBOW -----	1	
-26	AN911-10	NIPPLE -----	1	
-27	0721101-8	CONNECTOR ASSY -----	1	
		ATTACHING PARTS -----		
	S1021Z8-8	SCREW -----	4	
		-----*		
	NAS395-14-3	NUT -----	4	
-28	0721105-27	PITOT TUBE ASSY HEATED -----	1	
	0721105-30	PITOT TUBE ASSY HEATED USED WITH FLOATPLANES ONLY ----	1	
		ATTACHING PARTS -----		
-29	AN507-640R4	SCREW -----	4	
		-----*		
-30	0721105-5	HEATER ASSY -----	1	
		STATIC SOURCE INSTALLATION -----	NP	
-31	2013142-1	VALVE ASSY -----	1	
		ATTACHING PARTS -----		
-32	AN509-8R7	SCREW -----	2	
-33	MS21044N08	NUT -----	2	
		-----*		
-34	S1981-5	KNOB ASSY -----	1	
-35	S1071-1	TUBE-POLYETHYLENE * IN LG BKI REF S1071-1-* -----	1	
-36	S1130-1	NUT -----	2	
	S1131-1	INSERT -----	2	

CONTINUED ON NEXT PAGE

FIGURE AND INDEX NO.	PART NUMBER	DESCRIPTION	UNITS PER ASSY	USABLE ON CODE
84 -37	S1071-1	TUBE-POLYETHYLENE * IN LG BKI REF S1071-1-* -----	1	
-38	S1130-1	NUT -----	2	
	S1131-1	INSERT -----	2	
-39		DUAL ALTIMETER INSTALLATION F172 ONLY -----	NP	
-40	S1139-1	ALTIMETER SEE INSTRUMENT PANEL -----	2	
-41	S1135-1	TEE -----	1	
-42	S1071-1	ELBOW -----	1	
-43	S1071-1	TUBE-POLYETHYLENE * IN LG BKI REF S1071-1-* -----	1	
-44	S1071-1	TUBE-POLYETHYLENE * IN LG BKI REF S1071-1-* -----	1	
-45	S1130-1	TUBE-POLYETHYLENE * IN LG BKI REF S1071-1-* -----	1	
	S1131-1	NUT -----	6	
		INSERT -----	6	
-46	42540-3114	ENCODING ALTIMETER INSTALLATION -----	NP	A
	42540-3214	ALTIMETER-ENCODING FEET & INCHES ARC -----	1	
		ALTIMETER-ENCODING FEET & MILLIBARS ARC -----	1	
	AN51586R7	ATTACHING PARTS -----		
		SCREW -----	3	
		-----*		
-47	S1138-1	TEE -----	1	
-48	S1139-1	TEE -----	1	
-49	S1133-1	CONNECTOR -----	1	
-50	S1071-1	TUBE * IN LG BKI REF S1071-1-* -----	3	
-51	S1130-1	NUT -----	6	
	S1131-1	INSERT -----	6	
-52		CABLE ASSY SEE CESSNA ELECTRONICS MANUAL -----	1	
<p>NOTE. *LENGTH TO BE ADDED LATER.</p> <p>NOTE. %WHEN ORDERING THIS PART ALSO ORDER S1130-1 NUT.</p> <p>A---172 SERIAL 17263459 & ON F172 SERIAL F17201385 & ON</p>				

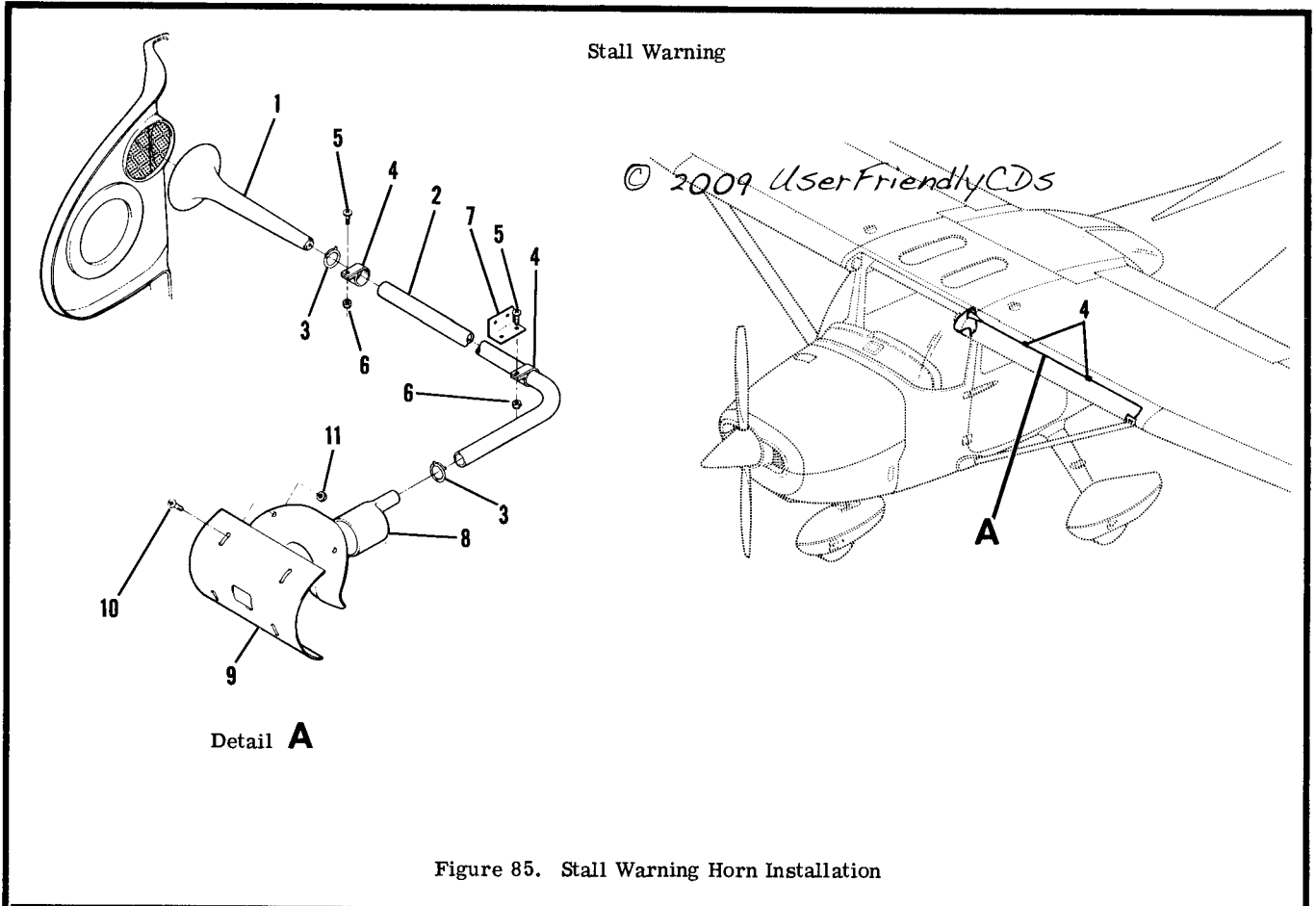


FIGURE AND INDEX NO.	PART NUMBER	DESCRIPTION	UNITS PER ASSY	USABLE ON CODE
85 -		1 2 3 4 5 6 7		
- 1	0413483-1	STALL WARNING HORN INSTALLATION -----	NP	
- 2	S1071-4	HORN ASSY-STALL WARNING -----	1	
		TUBE 72.0 IN LG BKI REF S1071-4-72.0 -----	1	
		ATTACHING PARTS -----		
- 3	S1494-8	CLAMP -----	2	
- 4	AN742D8	CLAMP -----	4	
- 5	S102126-6	SCREW -----	4	
- 6	NAS395-12-3	NUT -----	4	
- 7	0422292	BRACKET -----	1	
		-----*		
- 8	0413028-10	SCOOP ASSY -----	1	
	0413485-2	SCREEN INSIDE SCOOP -----	1	
- 9	0413028-9	SCOOP PLATE-STALL WARNING -----	1	
		ATTACHING PARTS -----		
-10	S102128-8	SCREW -----	4	
-11	NAS395-18-1	NUT -----	4	
		-----*		

Oil Filter

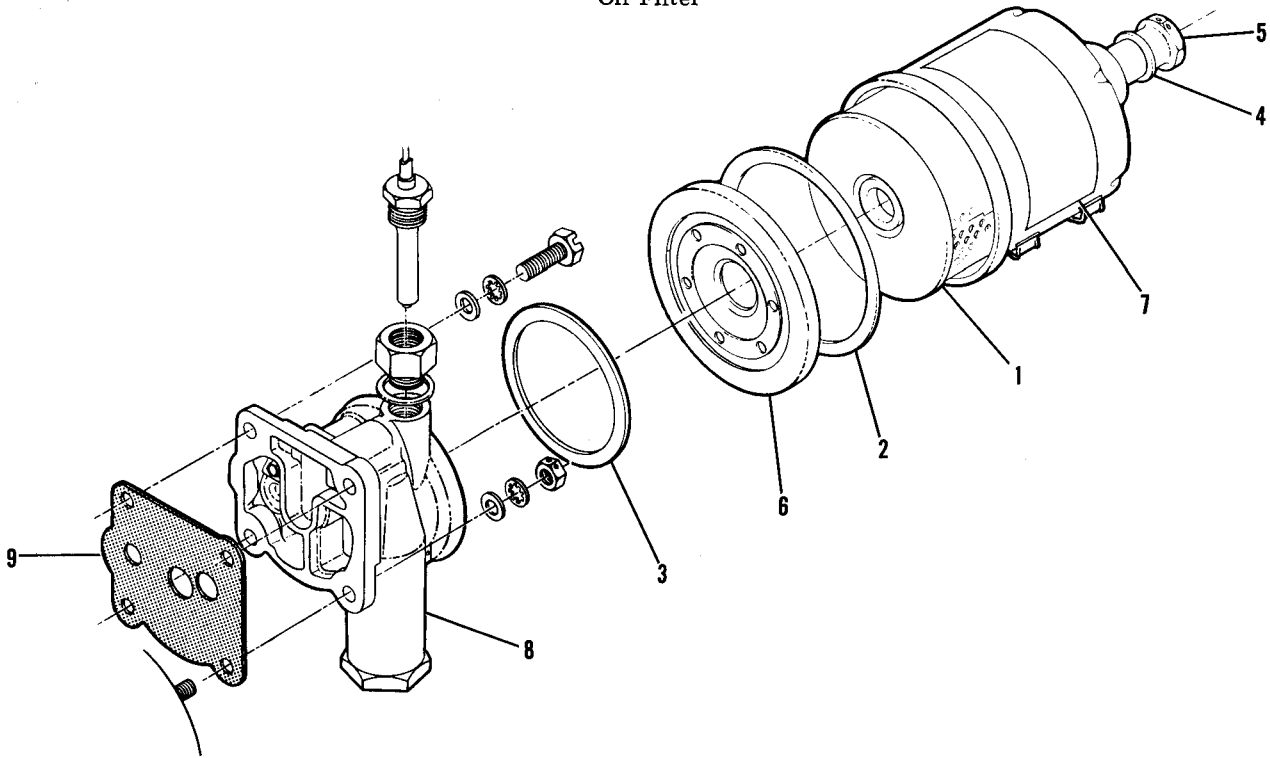


Figure 86. Oil Filter Installation

FIGURE AND INDEX NO.	PART NUMBER	DESCRIPTION	UNITS PER ASSY	USABLE ON CODE
86 -		1 2 3 4 5 6 7 OIL FILTER INSTALLATION ----- OIL FILTER ASSY -----	NP	
- 1	C294505-0101	FILTER ELEMENT KIT -----	1	
- 2	6436637	GASKET AC -----	1	
- 3	6436635	GASKET AC -----	1	
- 4	5579654	METAL GASKET AC -----	1	
- 5	6436916	STUD-CENTER AC -----	1	
- 6	6436989	LID-OIL FILTER AC -----	1	
- 7	1250410-3	PLACARD-OIL FILTER -----	1	
- 8	6439036 *	ADAPTER ASSY-OIL FILTER AC -----	1	
- 9	6437520	GASKET-ADAPTER AC -----	1	
		NOTE. *THIS ASSEMBLY INCLUDES GASKETS AND ATTACHING PARTS.		



FIGURE AND INDEX NO.	PART NUMBER	DESCRIPTION						UNITS PER ASSY	USABLE ON CODE
		1	2	3	4	5	6		
87 -		FUEL SYSTEM						NP	
- 1	0523559-12	LINE ASSEMBLY-VENT STANDARD						1	
	0523559-11	LINE ASSEMBLY-VENT LONG RANGE						1	
		ATTACHING PARTS							
- 2	0512006-1	ANGLE						1	
	S1486DG6U	CLAMP						1	
	S1021Z8-8	SCREW						1	

- 3	MS35489-11	GROMMET						1	
- 4	S1495-6	HOSE	3.0 IN LG	BULK ITEM	REF S1495-6-3.00		4		
	S1495-6	HOSE	3.0 IN LG	BULK ITEM	REF S1495-6-3.00		2		
		LONG RANGE TANK ONLY							
		ATTACHING PARTS							
- 5	S1891-6	CLAMP						2	

- 6	S1495-6	HOSE	3.0 IN LG	BULK ITEM	REF S1495-6-3.00		2		
		ATTACHING PARTS							
- 7	S1891-6	CLAMP						2	

- 8	0500118-124	LINE ASSY-VENT						1	
- 9	0500118-123	LINE ASSY-VENT LONG RANGE TANKS						1	
		ATTACHING PARTS							
-10	0513399-1	BRACKET						2	
	MS21919DG6	CLAMP						2	
	AN520-10R8	SCREW						2	
	AN960-10	WASHER						2	
	MS21044N3	NUT						2	

-11	0422130	STRAINER-FUEL TANK						2	
-12	0500106-83	LINE ASSY-FUEL TANK						2	
-13	AN815-60	UNION						2	
-14	0556020-1	LINE ASSY-FUEL LH	UNION TO UNION				1		
-15	0556020-2	LINE ASSY-FUEL RH	UNION TO UNION				1		
		ATTACHING PARTS							
-16	S1486DG6U	CLAMP TIN						1	
	S1021Z8-8	SCREW						1	

-17	AN815-6D	UNION						2	
-18	0500118-116	LINE ASSY-FUEL LH	UNION TO UNION				1		
-19	0500118-117	LINE ASSY-FUEL RH	UNION TO UNION				1		
		ATTACHING PARTS							
-20	S1486DG6U	CLAMP TIN						1	
	S1021Z8-8	SCREW						1	
-20A	MS35489-106	GROMMET						1	

-21	S292-12	SLEEVE	* IN LG	BULK ITEM	REF S292-12-*		AR		
-22	0556020-3	LINE ASSY-FUEL						2	
-23	0556020-9	LINE ASSY-FUEL LONG RANGE TANK						2	
-24	AN824-6D	TEE LONG RANGE TANK						2	
-25	0500118-29	LINE ASSY-LH	UNION TO UNION				1		
-26	0500118-30	LINE ASSY-RH	UNION TO UNION				1		
		ATTACHING PARTS							
-27	S1154-1	BRACKET						1	
	S1486DG6U	CLAMP						1	
	S1021Z8-8	SCREW						1	
	S1021Z8-6	SCREW						1	

-28	0500118-33	LINE ASSY-LH	UNION TO UNION				1		
-29	0500118-155	LINE ASSY-RH	UNION TO UNION				1		
-30	AN815-6D	UNION						4	
-31	SEE FIG 89	VALVE ASSY-FUEL SELECTOR						1	
		ATTACHING PARTS							
-32	AN515-8R8	SCREW						2	

-33	0511253-1	BRACKET ASSY-FUEL SELECTOR VALVE						1	
	MS21044N08	NUTPLATE						2	

CONTINUED ON NEXT PAGE

Fuel System

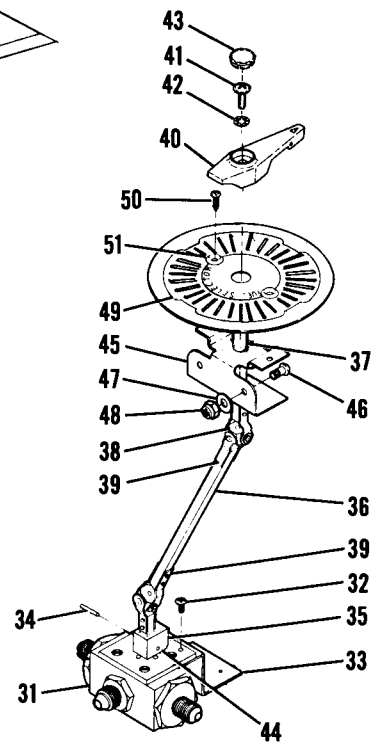
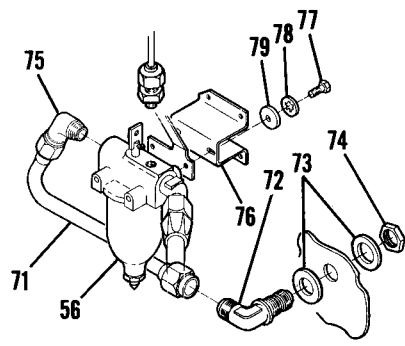
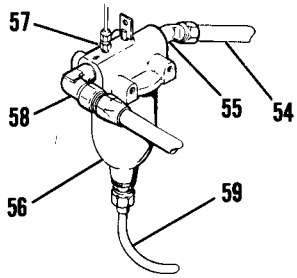
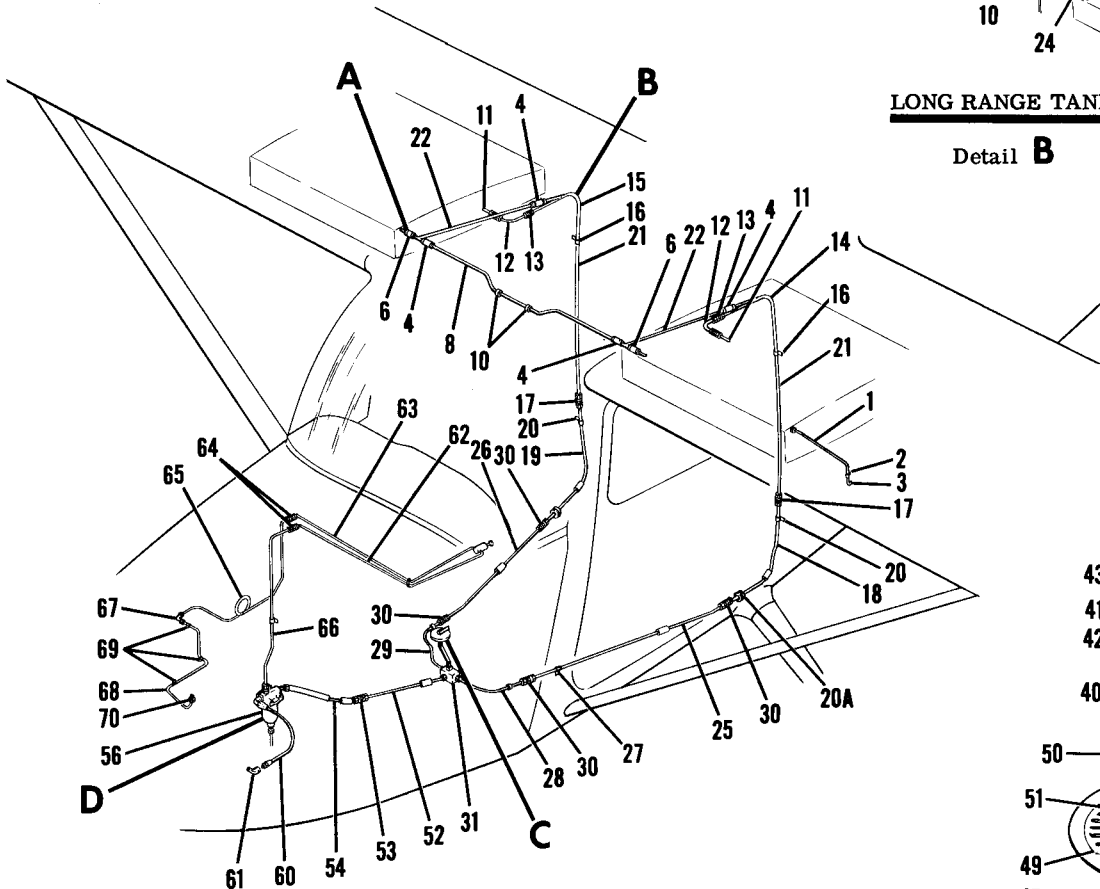
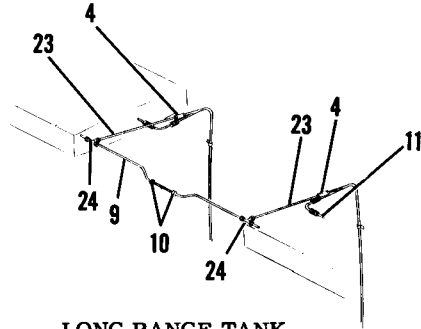
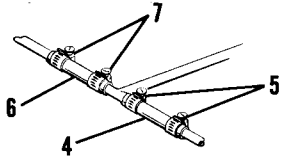


Figure 87. Fuel System



FIGURE AND INDEX NO.	PART NUMBER	DESCRIPTION							UNITS PER ASSY	USABLE ON CODE
		1	2	3	4	5	6	7		
87 -	0513382-16	DRIVE ASSY-FUEL SELECTOR -----							1	
		ATTACHING PARTS -----								
-34	NAS561P3-8	PIN-SPRING -----							1	
		-----*								
-35	0513124-3	HOUSING-POSITIONING BALL & SPRING -----							1	
-36	0513382-13	SHAFT-FUEL SELECTOR -----							1	
-37	0516008-1	SHAFT-FUEL SELECTOR -----							1	
-38	0513382-15	KNUCKLE -----							2	
-39	0513382-14	PIVOT-SHAFT -----							8	
-40	0716623-2	HANDLE-FUEL SELECTOR -----							1	
		ATTACHING PARTS -----								
-41	AN525-832P6	SCREW -----							1	
-42	AN936A8	WASHER -----							1	
		-----*								
-43	0716624-1	CAP -----							1	
-44	S272-207	BALL-DETENT -----							1	
		SPRING -----							1	
-45	0513120-1	BRACKET-FUEL SELECTOR GUIDE -----							1	
		ATTACHING PARTS -----								
-46	AN520-10R7	SCREW -----							2	
-47	AN960-10	WASHER -----							2	
-48	MS21044N3	NUT -----							2	
		-----*								
-49	SEE FIG 2	PLACARD ASSY-FUEL SELECTOR VALVE -----							1	
		ATTACHING PARTS -----								
-50	S1023A6-6C	SCREW -----							2	
-51	S1067C1	WASHER -----							2	
		-----*								
-52	0500118-75	LINE ASSY-FUEL SELECTOR VALVE TO UNION -----							1	
-53	AN815-8D	UNION -----							1	
-54	0500118-74	LINE ASSY-UNION TO STRAINER -----							1	
-55	MS20823-8D	ELBOW -----							1	
-56	SEE FIG 88	FUEL STRAINER & DRAIN CONTROL INSTALLATION -----							1	
-57	AN816-2D	NIPPLE -----							1	
-58	MS20822-8D	ELBOW -----							1	
-59	0500118-95	LINE-STRAINER DRAIN -----							1	
-60	S1167-8	HOSE ASSY 24 IN LG BULK ITEM REF S1167-8-0240 -----							1	
-61	8-4VTX-S	ELBOW -----							1	
-62	0500118-109	LINE ASSY-PRIMER -----							1	
-63	0500118-110	LINE ASSY-PRIMER -----							1	
		ATTACHING PARTS -----								
	S1155-2	CLAMP -----							2	
	S1021Z8-8	SCREW -----							1	
	NAS446-4-3	NUT -----							1	
		-----*								
-64	AN832-2D	UNION -----							2	
	AN924-2D	NUT -----							2	
	AN960-516	WASHER -----							4	
-65	0500118-102	LINE ASSY-PRIMER -----							1	
-66	0500118-99	LINE ASSY-PRIMER -----							1	
		ATTACHING PARTS -----								
	AN742D2	CLAMP -----							1	
	S1021Z8-6	SCREW -----							1	
	NAS446-4-3	NUT -----							1	
		-----*								
-67	AN821-2D	ELBOW -----							1	
-68	1700121-96	LINE ASSY-PRIMER TO CYLINDER -----							1	
		ATTACHING PARTS -----								
-69	0550100-8	BRACKET -----							3	
	S1485D2L	CLAMP -----							3	
	S1021Z8-5C	SCREW -----							3	
		-----*								
-70	AN4022-1	JET -----							1	
-71	0500118-78	LINE ASSY-FIREWALL TO STRAINER FLOATPLANE ONLY -----							1	

CONTINUED ON NEXT PAGE

FIGURE AND INDEX NO.	PART NUMBER	DESCRIPTION	UNITS PER ASSY	USABLE ON CODE
87 -72	AN833-8D	ELBOW FLOATPLANE ONLY ----- ATTACHING PARTS -----	1	
-73	AN960D1216L	WASHER -----	2	
-74	AN924-8D	NUT ----- -----*	1	
-75	MS20823-8D	ELBOW FLOATPLANE ONLY -----	2	
-76	0513129	BRACKET-FUEL STRAINER FLOATPLANE ONLY -----	1	
-77	MS20074-03-04	BOLT FLOATPLANE ONLY -----	2	
-78	AN936A10	WASHER FLOATPLANE ONLY -----	2	
-79	AN970-3	WASHER FLOATPLANE ONLY -----	2	

This page intentionally left blank.

Fuel System (Cont)

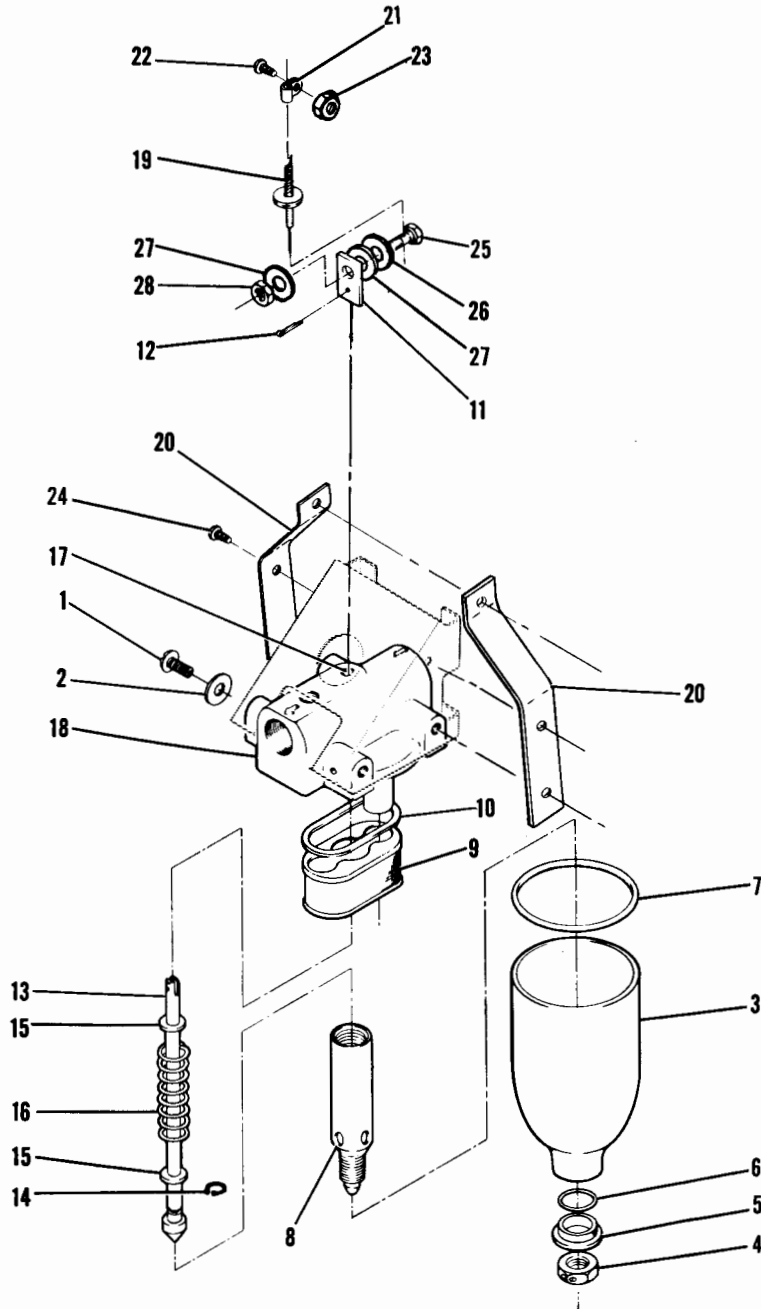


Figure 88. Fuel Strainer & Drain Control Installation



FIGURE AND INDEX NO.	PART NUMBER	DESCRIPTION	UNITS PER ASSY	USABLE ON CODE
88 -	0756005-1	FUEL STRAINER & DRAIN CONTROL INSTALLATION ----- STRAINER ASSEMBLY-FUEL ----- ATTACHING PARTS -----	NP 1	
- 1	AN515-10R8	SCREW -----	4	
- 2	AN936A10	WASHER ----- -----*	4	
- 3	0756008-1	BOWL-FUEL STRAINER ----- ATTACHING PARTS -----	1	
- 4	S1573-3	NUT -----	1	
- 5	0756015-1	WASHER -----	1	
- 6	MS29513-111	O RING -----	1	
- 7	MS29513-138	O RING ----- -----*	1	
- 8	0756011-1	STANDPIPE -----	1	
- 9	0756009-1	FILTER ASSEMBLY-FUEL STRAINER -----	1	
-10	0756009-8	GASKET -----	1	
-11	0756014-1	PLATE ----- ATTACHING PARTS -----	1	
-12	MS24665-132	COTTER PIN ----- -----*	1	
-13	0756010-1	PLUNGER -----	1	
-14	MS16624-1025	SNAP-RING -----	1	
-15	0756014-2	WASHER -----	2	
-16	0756012-1	SPRING -----	1	
-17	MS29513-10	O RING -----	1	
-18	0756005-2	TOP ASSEMBLY-FUEL STRAINER -----	1	
-19		CONTROL-STRAINER DRAIN SEE INSTRUMENT PANEL ----- ATTACHING PARTS -----	1	
-20	0716136-1	BRACKET -----	1	
-21	MS9025-02	CLAMP -----	1	
	AN742D3	CLAMP FLOATPLANE ONLY -----	1	
-22	AN520-10R8	SCREW -----	1	
	AN520-10R10	SCREW FLOATPLANE ONLY -----	1	
-23	MS21044N3	NUT -----	1	
	MS20365-1032C	NUT FLOATPLANE ONLY -----	1	
-24	S102178-6	SCREW -----	2	
	NAS446-4-3	NUT -----	2	
-25	0450311-3	CLAMP -----	1	
-26	AN960-416	WASHER -----	1	
-27	AN960-416L	WASHER -----	2	
-28	MS21042L4	NUT ----- -----*	1	

Fuel System (Cont)

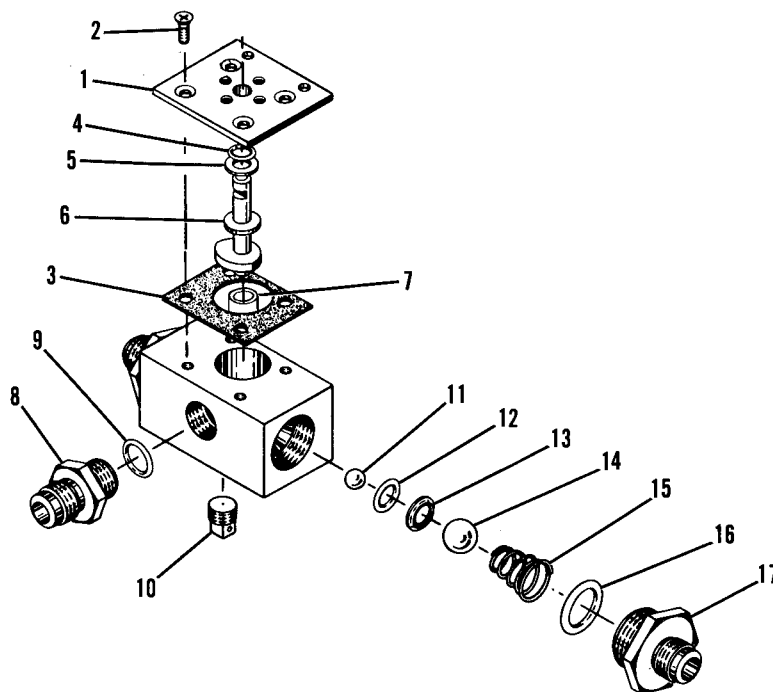


Figure 89. Fuel Selector Valve Assembly

FIGURE AND INDEX NO.	PART NUMBER	DESCRIPTION	UNITS PER ASSY	USABLE ON CODE
89 -	0513120-8	VALVE ASSEMBLY-FUEL SELECTOR -----	1	
- 1	0513122	COVER-FUEL VALVE -----	1	
- 2	AN507-632R6	ATTACHING PARTS -----	4	
- 3	0513125	SCREW -----	1	
- 4	AF934-5	GASKET-FUEL COVER -----	1	
- 5	MS29513-010	O RING -----	1	
- 6	AN960C416L	O RING ALT -----	1	
- 7	0513123	WASHER -----	1	
- 8	S1003-9A	CAM -----	1	
- 9	0513126-1	BEARING -----	1	
- 10	AF934-9	NIPPLE -----	1	
- 11	MS29513-111	O RING -----	1	
- 12	MS20913-10	O RING ALT -----	1	
- 13	S272-209	PLUG -----	1	
- 14	AF934-7	BALL -----	1	
- 15	MS29513-012	O RING -----	2	
- 16	0513120-4	O RING ALT -----	2	
- 17	S272-215	RETAINER -----	2	
- 18	0513120-2	BALL -----	2	
- 19	AF934-14	SPRING -----	2	
- 20	MS29513-116	O RING -----	2	
- 21	0513120-3	O RING ALT -----	2	
- 22		NIPPLE -----	2	

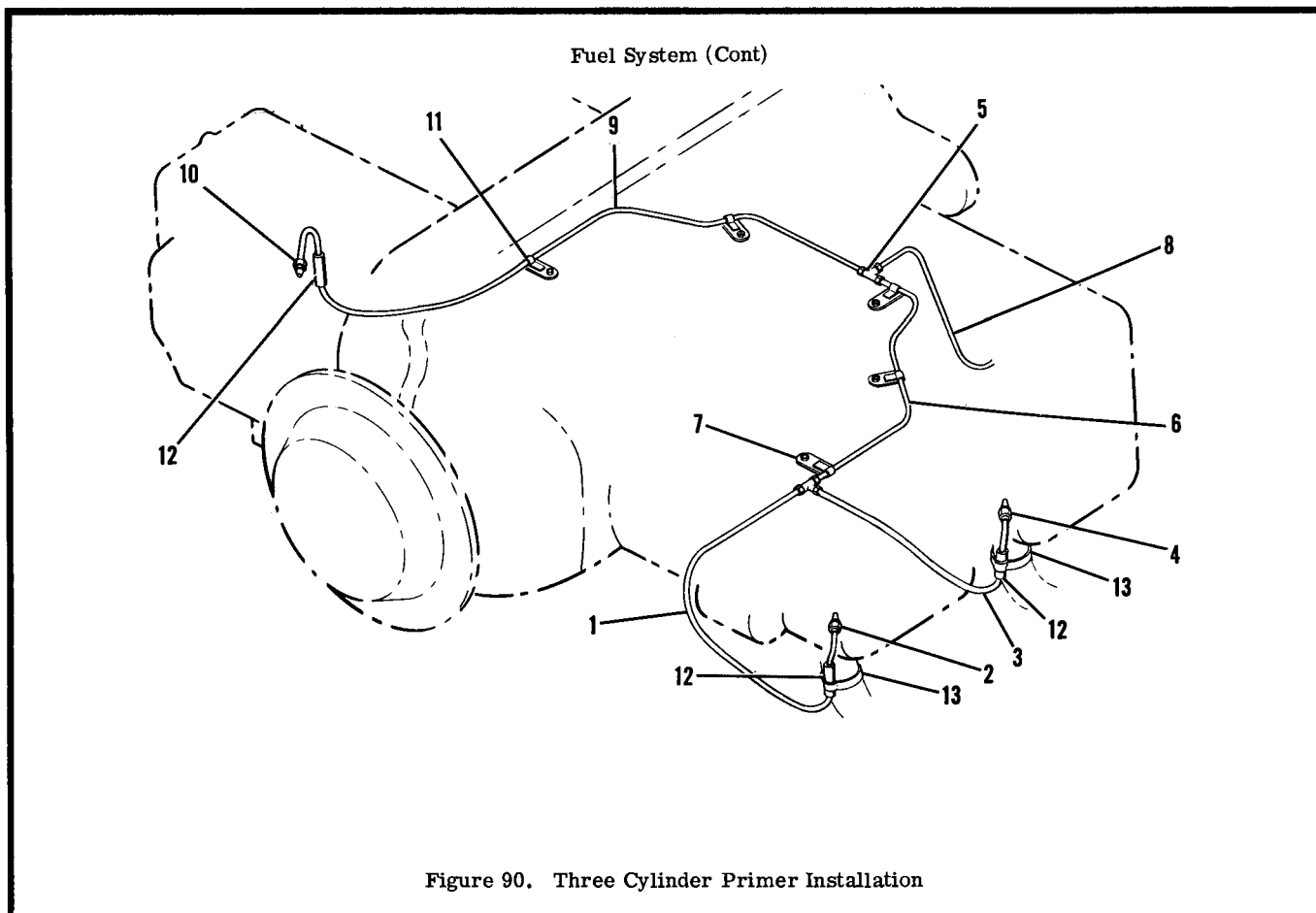


Figure 90. Three Cylinder Primer Installation

FIGURE AND INDEX NO.	PART NUMBER	DESCRIPTION	UNITS PER ASSY	USABLE ON CODE
		1 2 3 4 5 6 7		
90 -		FUEL PRIMER INSTALLATION-THREE CYLINDER -----	NP	
- 1	1700121-100	LINE ASSY-CYLINDER 2 TO TEE -----	1	
- 2	AN4022-1	ATTACHING PARTS JET-FUEL -----	1	
- 3	1700121-101	LINE ASSY-CYLINDER 4 TO TEE -----	1	
- 4	AN4022-1	ATTACHING PARTS JET-FUEL -----	1	
- 5	AN824-2D	TEE -----	2	
- 6	1700121-95	LINE ASSY-TEE TO TEE -----	1	
- 7	0550100-8 S1485D2 S1021Z8-8C	BRACKET ----- CLAMP ----- SCREW -----	3 3 3	
- 8	SEE FIG 87	LINE ASSY -----	1	
- 9	1700121-94	LINE ASSY-CYLINDER 1 TO TEE -----	1	
- 10	AN4022-1	ATTACHING PARTS JET -----	1	
- 11	0550100-8 S1485D2 S1021Z8-8C	BRACKET ----- CLAMP ----- SCREW -----	2 2 2	
- 12	S1949-1	TUBING-RUBBER .75 IN LG BULK ITEM REF S1949-1-0012 -----	3	
- 13	71910	CLAMP LYC -----	3	
	AN515-6-10 MS21045L06	ATTACHING PARTS SCREW ----- NUT -----	1 1	

Vacuum System

© 2009 UserFriendlyCDS

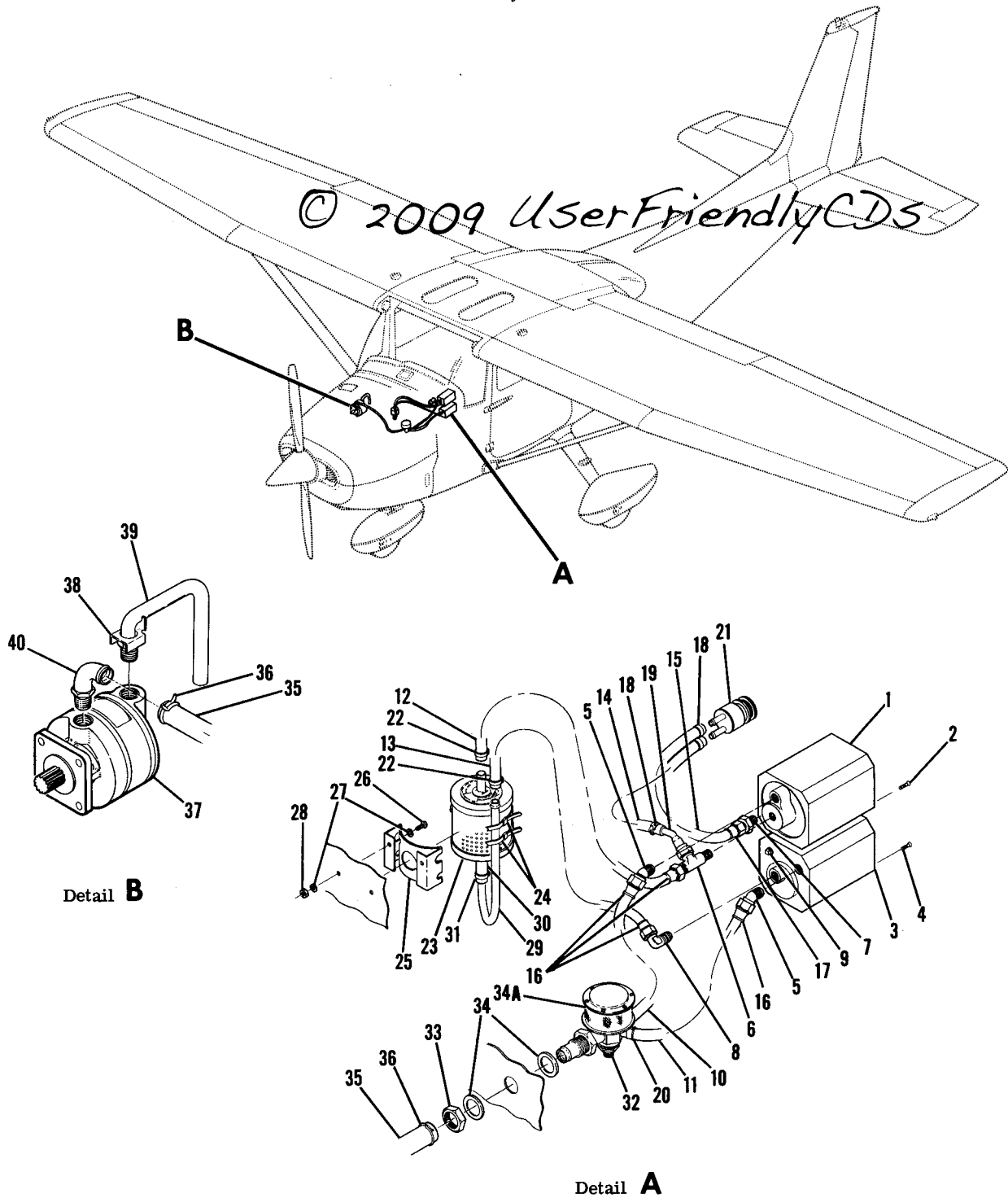


Figure 91. Vacuum System



FIGURE AND INDEX NO.	PART NUMBER	DESCRIPTION						UNITS PER ASSY	USABLE ON CODE
		1	2	3	4	5	6		
91 -		VACUUM SYSTEM -----						NP	
- 1	C661076-0102 **	GYRO-HORIZON -----						1	
	C661076-0101 **	GYRO-HORIZON ALT -----						1	
	C661076-0103 **	GYRO-HORIZON ALT -----						1	
	C661076-0105 **	GYRO-HORIZON ALT -----						1	
		ATTACHING PARTS -----							
- 2	AN515B6R6	SCREW -----						4	
		-----*-----							
- 3	C661075-0104 ***	GYRO-DIRECTIONAL -----						1	
	C661075-0101 ***	GYRO-DIRECTIONAL ALT -----						1	
	C661075-0103 ***	GYRO-DIRECTIONAL ALT -----						1	
	C661075-0106 ***	GYRO-DIRECTIONAL ALT -----						1	
	40760-104	GYRO-DIRECTIONAL ARC NAV-O-MATIC 300 ONLY -----						1	
		ATTACHING PARTS -----							
- 4	AN515B6RG	SCREW -----						3	
		-----*-----							
- 5	MS20822-6D	ELBOW -----						2	
- 6	MS20825-6D	TEE -----						1	
- 7	AN816-4D	NIPPLE -----						3	
- 8	MS20822-6D	ELBOW -----						1	
- 9	MS20913-1D	PLUG -----						1	
	MS20913-2D	PLUG -----						1	
-10	S1495-6	HOSE 12.00 IN LG BKI REF S1495-6-12.00 -----						1	
		GYRO-HORIZON TO RELIEF VALVE -----							
-11	S1495-6	HOSE 12.00 IN LG BKI REF S1495-6-12.00 -----						1	
		GYRO-DIRECTIONAL TO RELIEF VALVE -----							
-12	S1495-6	HOSE 17.00 IN LG BKI REF S1495-6-17.00 -----						1	
		GYRO TO AIR FILTER -----							
-13	S1495-6	HOSE 18.50 IN LG BKI REF S1495-6-18.50 -----						1	
		GYRO TO AIR FILTER -----							
-14	S1495-4	HOSE 14.00 IN LG BKI REF S1495-4-14.00 -----						1	
		GYRO-HORIZON TO SUCTION GAGE -----							
-15	S1495-4	HOSE 16.00 IN LG BKI REF S1495-4-16.00 -----						1	
		GYRO-HORIZON TO SUCTION GAGE -----							
-16	S1497-6	FITTING -----						4	
-17	S1497-4	FITTING -----						1	
-18	NAS397-8	CLAMP -----						3	
-19	1713039-1	ELBOW ASSY -----						1	
-20	S1494-9	CLAMP -----						2	
-21	C668509-0101	GAGE-SUCTION -----						1	
-22	S2209-1	STA STRAP -----						2	
-23	C294502-0101	AIR FILTER -----						1	
		ATTACHING PARTS -----							
-24	S2209-3	STA STRAP -----						2	
		-----*-----							
-25	0513448-1	BRACKET-FILTER -----						1	
		ATTACHING PARTS -----							
-26	AN520-10R10	SCREW -----						2	
-27	AN960PD10L	WASHER -----						4	
-28	MS21044N3	NUT -----						2	
		-----*-----							
-29	0713533-1	U TUBE-FILTER -----						1	
-30	S1495-6	HOSE 2.00 IN LG BKI REF S1495-6-2.00 -----						1	
		AIR FILTER TO U TUBE -----							
-31	S2209-1	STA STRAP -----						2	
-32	C482001-0401	VALVE-RELIEF -----						1	
		ATTACHING PARTS -----							
-33	AN924-10D	NUT -----						1	
-34	AN960PD1416L	WASHER -----						2	
		-----*-----							
-34A	C482001-0202	FILTER-RELIEF VALVE -----						1	

CONTINUED ON NEXT PAGE

FIGURE AND INDEX NO.	PART NUMBER	DESCRIPTION	UNITS PER ASSY	USABLE ON CODE
91 -35	S1495-10	HOSE 19.00 IN LG BKI REF S1495-10-19.00 ----- RELIEF VALVE TO VACUUM PUMP ATTACHING PARTS	1	
-36	S1494-16	CLAMP ----- -----*	2	
-37	C431003-0101	PUMP-VACUUM -----	1	
	C431003-0301	PUMP-VACUUM ALT -----	1	
-38	1250319-1	LOCATOR -----	1	
-39	IK66-1	TUBE-EXHAUST ABNE -----	1	
-40	IK1-6-10	FITTING ABNE -----	1	
		NOTE. **THESE GYROS ARE PHYSICALLY & FUNCTIONALLY INTERCHANGEABLE.		
		NOTE. ***THESE GYROS ARE PHYSICALLY & FUNCTIONALLY INTERCHANGEABLE.		

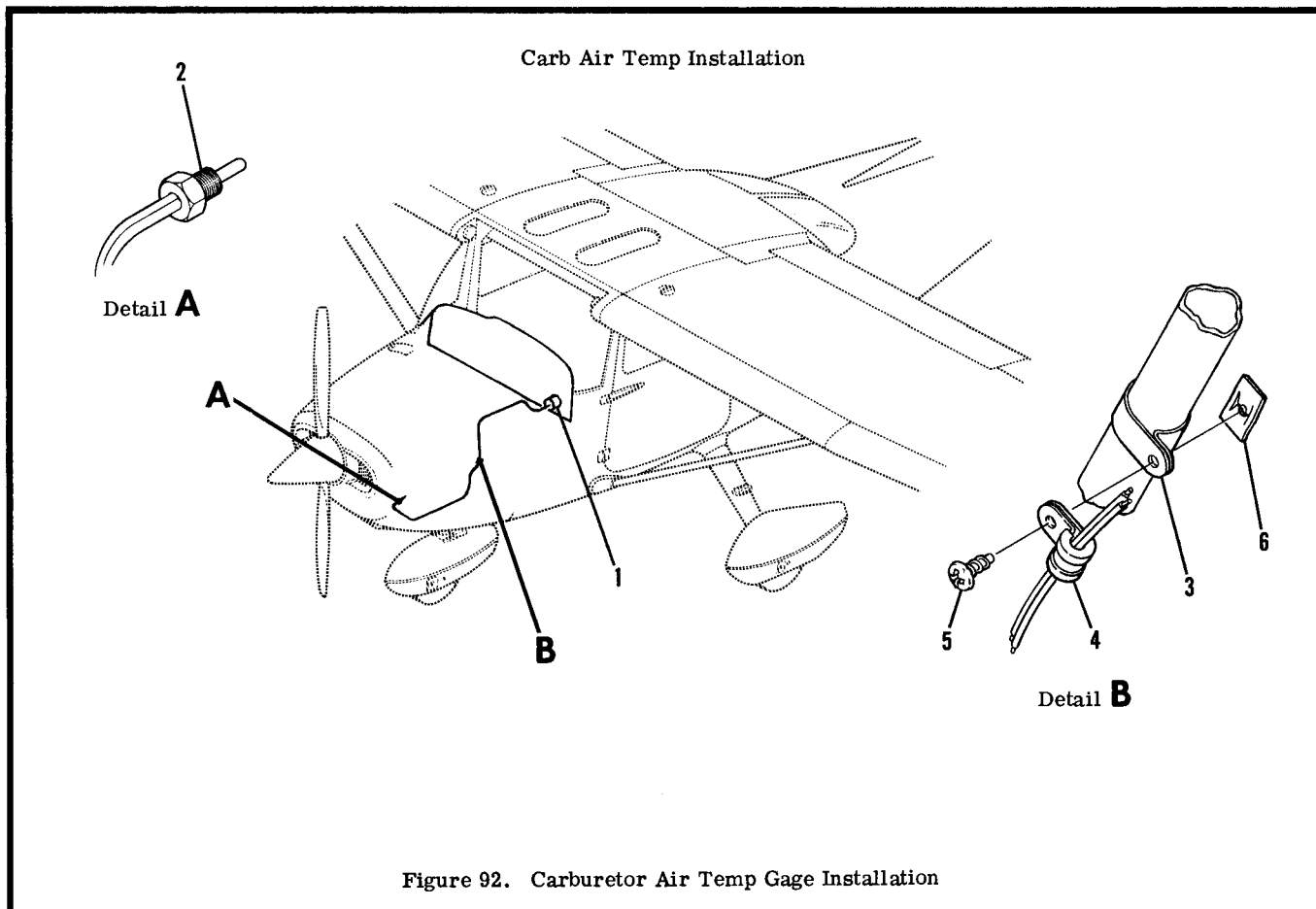


Figure 92. Carburetor Air Temp Gage Installation

FIGURE AND INDEX NO.	PART NUMBER	DESCRIPTION	UNITS PER ASSY	USABLE ON CODE
92 -		1 2 3 4 5 6 7		
- 1	S1311-3	CARBURETOR AIR TEMPERATURE GAGE INSTL -----	NP	
		GAGE-CARBURETOR AIR TEMPERATURE GAGE -----	1	
		ATTACHING PARTS		
	AN515B6R12	SCREW -----	4	
	NAS395-2-3	NUT -----	4	
		-----*		
	MS3106A14S7S	PLUG -----	1	
- 2	O550209-1	PROBE -----	1	
- 3	AN742D12	CLAMP -----	1	
		ATTACHING PARTS		
- 4	MS21919DG3	CLAMP -----	1	
- 5	S1021Z8-10	SCREW -----	1	
- 6	NAS446-4	NUT -----	1	
		-----*		

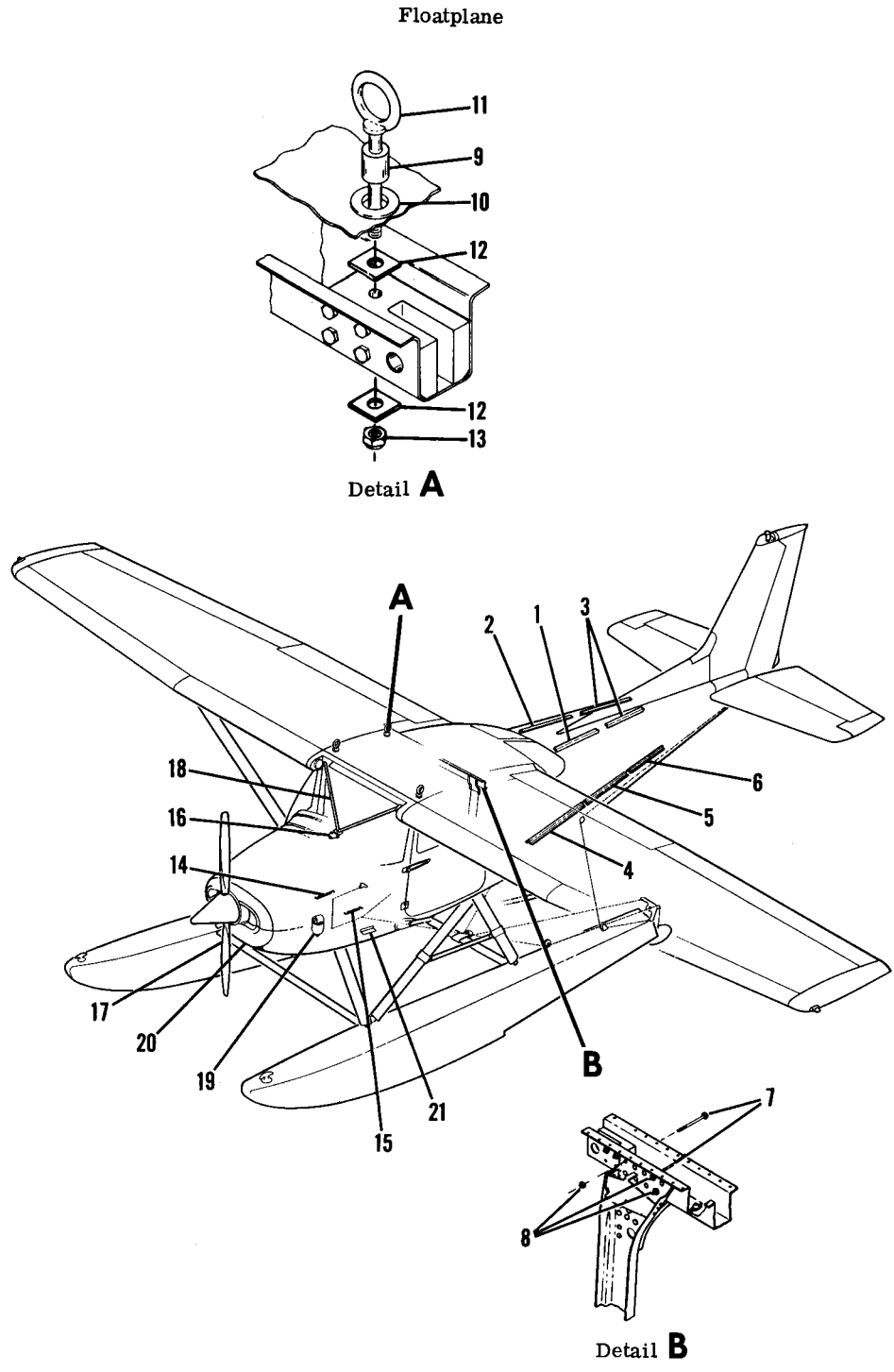


Figure 93. Floatplane Fittings Installation

FIGURE AND INDEX NO.	PART NUMBER	DESCRIPTION	UNITS PER ASSY	USABLE ON CODE
		1 2 3 4 5 6 7		
93 -		FLOATPLANE FITTINGS INSTALLATION -----	NP	
- 1	0500044-29	STRINGER-TAILCONE LH -----	1	
- 2	0500044-30	STRINGER-TAILCONE RH -----	1	
- 3	0500044-31	STRINGER-TAILCONE -----	2	
- 4	0500044-32	STRINGER-TAILCONE -----	1	
- 5	0500044-33	STRINGER-TAILCONE -----	1	
- 6	0500044-34	STRINGER-TAILCONE -----	1	
- 7	AN3-20A	BOLT -----	8	
- 8	MS21044N3	NUT -----	8	
		HOISTING PROVISIONS INSTALLATION -----	NP	
- 9	0541115-2	SPACER -----	1	
-10	MS35489-17	GROMMET -----	1	
-11	0541115-3	EYE BOLT -----	1	
		ATTACHING PARTS		
-12	0541115-4	PLATE -----	2	
-13	MS21042L5	NUT -----	1	
		-----*		
-14	0310196-12	SPRING-BRAKE & RUDDER RETURN RH -----	1	
-15	0310196-5	SPRING-BRAKE & RUDDER RETURN LH -----	1	
-16	0500278-1	SHIM-COMPASS -----	1	
-17	SEE FIG 64	PROPELLER INSTL -----	1	
-18	SEE FIG 95	STRUCTURE DETAILS-FLOATPLANE FUSELAGE -----	1	
-19	SEE FIG 88	FUEL STRAINER INSTL -----	1	
-20	SEE FIG 65	COWL ASSY -----	1	
-21	SEE FIG 63	STEP & HANDLE INSTL -----	1	
		NOTE. STAINLESS STEEL CABLES ARE REQUIRED ON FLOATPLANE		

Floatplane (Cont)

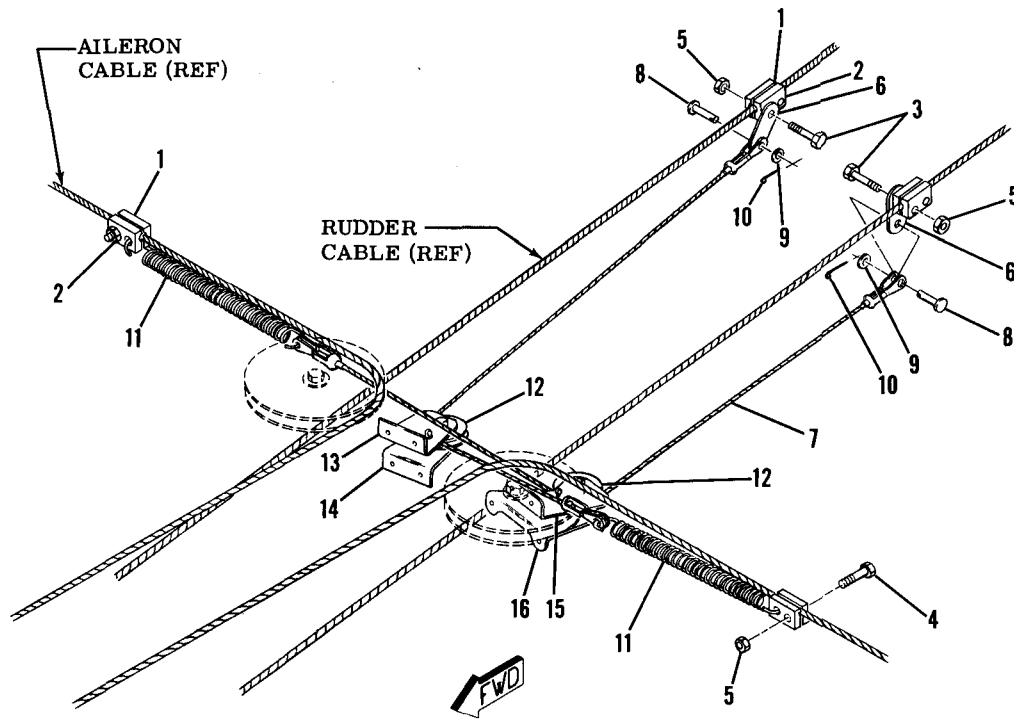


Figure 94. Rudder-Aileron Interconnect-Floatplane

FIGURE AND INDEX NO.	PART NUMBER	DESCRIPTION	UNITS PER ASSY	USABLE ON CODE
94 -		1 2 3 4 5 6 7 RUDDER-AILERON INTERCONNECT INSTALLATION FLOATPLANE -----	NP	
- 1	1760015-1	CLAMP HALF-CABLE -----	4	
- 2	1760015-2	CLAMP HALF-CABLE -----	4	
		ATTACHING PARTS -----		
- 3	AN3-6A	BOLT -----	1	
- 4	AN3-5A	BOLT -----	1	
- 5	NAS1022A3	NUT -----	1	
		-----*		
- 6	0861520-2	LINK -----	2	
- 7	0510105-334	CABLE ASSY -----	2	
		ATTACHING PARTS -----		
- 8	AN23-9	BOLT -----	1	
- 9	AN310-3	NUT -----	1	
-10	MS24665-132	COTTER PIN -----	1	
		-----*		
-11	0560013-1	SPRING -----	2	
-12	S378-1	PULLEY -----	2	
		ATTACHING PARTS -----		
	AN3-5A	BOLT -----	1	
	NAS1022A3	NUT -----	1	
	MS24665-136	COTTER PIN -----	2	
		-----*		
-13	0511806-2	BRACKET-PULLEY -----	1	
-14	0511806-4	BRACKET-PULLEY -----	1	
-15	0511806-1	BRACKET-PULLEY -----	1	
-16	0511806-3	BRACKET-PULLEY -----	1	

This page intentionally left blank.

Floatplane (Cont)

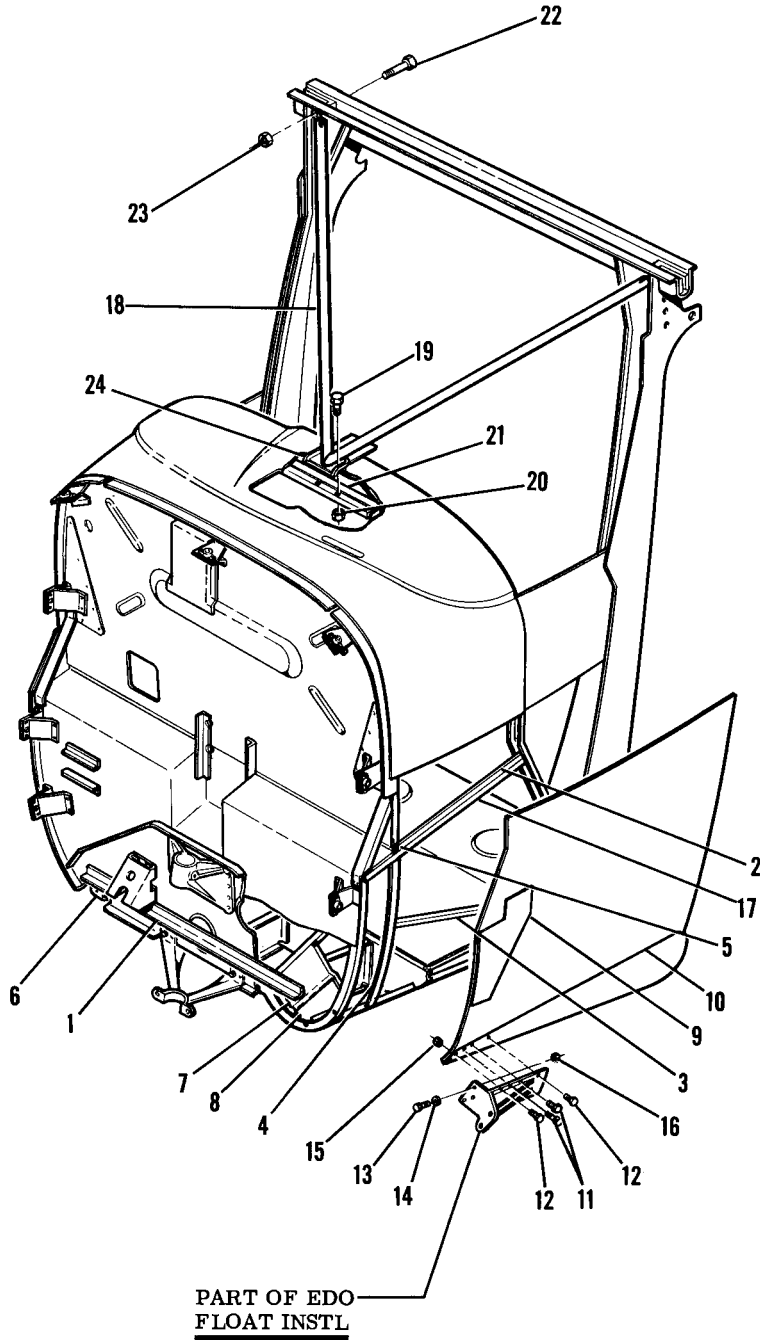
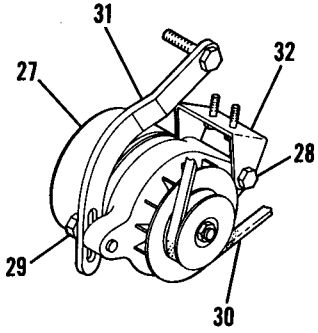


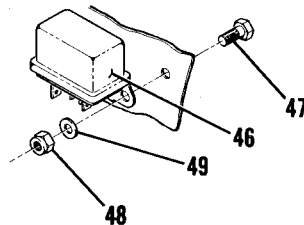
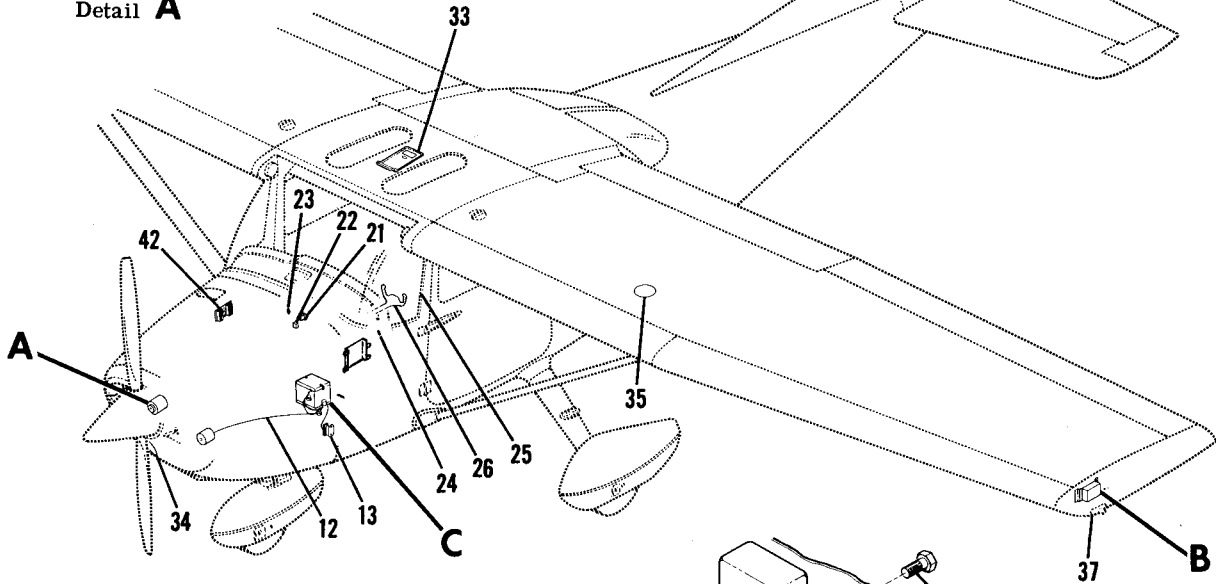
Figure 95. Floatplane Fuselage Structure Details

FIGURE AND INDEX NO.	PART NUMBER	DESCRIPTION	UNITS PER ASSY	USABLE ON CODE
		1 2 3 4 5 6 7		
95 -		STRUCTURE DETAILS--FLOATPLANE FUSELAGE -----	NP	
- 1	0500044-6	ANGLE-FIREWALL REINFORCEMENT -----	1	
- 2	0500044-13	ANGLE-LH -----	1	
	0500044-14	ANGLE-RH -----	1	
- 3	0500044-17	ANGLE-LH -----	1	
	0500044-18	ANGLE-RH -----	1	
- 4	0500044-15	ANGLE-LH -----	1	
	0500044-16	ANGLE-RH -----	1	
- 5	0500044-19	SHIM -----	2	
	0500044-21	BRACKET-ENGINE MOUNT ATTACHMENT LOWER LH -----	1	
- 6	0500044-20	BRACKET-ENGINE MOUNT ATTACHMENT LOWER RH -----	1	
- 7	0500044-7	DOUBLER-FIREWALL LH -----	1	
	0500044-8	DOUBLER-FIREWALL RH -----	1	
- 8	0500044-5	PLATE -----	2	
- 9	0500044-3	DOUBLER-SKIN LH -----	1	
	0500044-4	DOUBLER-SKIN RH -----	1	
-10	0500044-12	DOUBLER-SKIN -----	2	
-11	AN3-4A	BOLT -----	10	
-12	AN3-5A	BOLT -----	6	
-13	AN4-6A	BOLT -----	4	
-14	AN960-416	WASHER -----	4	
-15	MS21044N3	NUT -----	16	
-16	MS21042L4	NUT -----	4	
-17	0500044-24	ANGLE-LH -----	1	
	0500044-25	ANGLE-RH -----	1	
-18	0513003-24	BRACE ASSEMBLY -----	1	
		ATTACHING PARTS		
-19	AN4-5A	BOLT -----	2	
-20	MS21042L4	NUT -----	2	
-21	0513193-3	DOUBLER -----	1	
-22	AN3-20A	BOLT -----	4	
-23	MS21044N3	NUT -----	4	
		-----*		
-24	0514049-1	COVER-BRACE ATTACH -----	1	
	0515037-1	COVER-BRACE ATTACH USED WITH POST LIGHTS -----	1	A
		A---172 SERIAL 17265685 & ON F172 SERIAL F17201385 & ON		

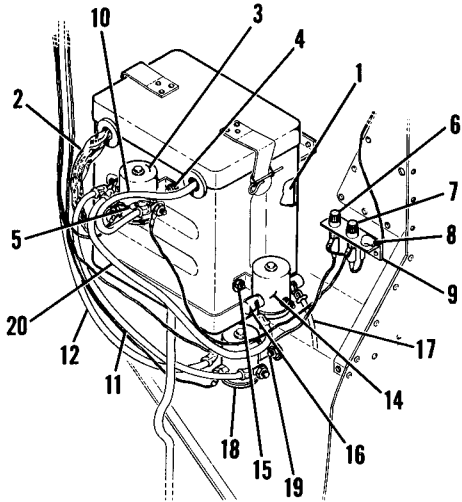
Electrical Equipment



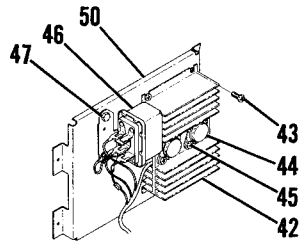
Detail A



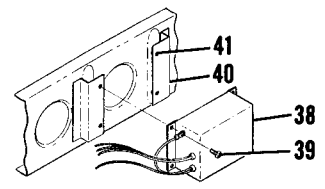
17263459 THRU 17265684
F17201235 THRU F17201384
INSTRUMENT PANEL RELAY



Detail C



17265685 & ON
F17201385 & ON
INST. PANEL RELAY & DIMMING ASSY



Detail B

Figure 96. Electrical Equipment Installation

FIGURE AND INDEX NO.	PART NUMBER	DESCRIPTION	UNITS PER ASSY	USABLE ON CODE
1 2 3 4 5 6 7				
96 -		ELECTRICAL EQUIPMENT INSTALLATION -----	NP	
- 1	0511319-201 *	BATTERY KIT 25 A. H. -----	1	
- 2	0412007-1	STRAP-BATTERY GROUND -----	1	
		ATTACHING PARTS		
	AN4-5A	BOLT -----	1	
	AN970-4	WASHER -----	1	
		-----*		
- 3	S1660-1	CONTACTOR-BATTERY -----	1	A
	S1579-1	CONTACTOR-BATTERY -----	1	B
		ATTACHING PARTS		
- 4	AN3-3A	BOLT -----	2	
	AN960-10L	WASHER -----	2	
	MS21045L3	NUT -----	2	A
	MS21042L3	NUT -----	2	B
		-----*		
	S1807-2	COVER-CONTACTOR TERMINAL -----	2	
- 5	0770728-1	DIODE ASSY-CONTACTOR -----	1	
- 6	S1090-22	FUSE HOLDER-CLOCK -----	1	
	S1090-23	CAP-FUSE -----	1	
	S1091-1	FUSE-CLOCK -----	1	
- 7	S1090-2	FUSE HOLDER-EXTERNAL POWER -----	1	
	S1090-11	CAP-FUSE -----	1	
	S1091-5	FUSE-EXTERNAL POWER -----	1	
- 8	20H3P	DIODE SATA -----	1	
		ATTACHING PARTS		
	LN1032X	NUT-NYLON -----	1	
	S1438-2	WASHER-NYLON -----	1	
		-----*		
	6F20D	DIODE AFE ALT -----	1	
	1N1344A	DIODE SPD ALT -----	1	
	43-1761	MOUNTING HARDWARE SPD USED WITH 6F20D & 1N1344A -----	1	
- 9	0712031-1	BRACKET-MOUNTING -----	1	
-10	0500062-PA11	CABLE-BATTERY CONTACTOR TO BATTERY -----	1	A
	0570101-PA4	CABLE-BATTERY CONTACTOR TO BATTERY -----	1	B
-11	0500062-PA23	CABLE-BATTERY CONTACTOR TO STARTER CONTACTOR -----	1	A
	0570101-PA6	CABLE-BATTERY CONTACTOR TO STARTER CONTACTOR -----	1	B
-12	0500062DA10	CABLE-STARTER CONTACTOR TO STARTER -----	1	A
	0570101-KA7	CABLE-STARTER CONTACTOR TO STARTER -----	1	B
-13	SEE FIG 104	GROUND SERVICE PLUG INSTALLATION -----	1	
-14	S1660-1	CONTACTOR-EXTERNAL POWER -----	1	
		ATTACHING PARTS		
-15	AN3-3A	BOLT -----	2	
	AN960-10L	WASHER -----	2	
	MS21045L3	NUT -----	2	A
	MS21042L3	NUT -----	2	B
		-----*		
-16	S1807-1	COVER-CONTACTOR TERMINAL -----	2	
	S2209-2	STRAP -----	2	
-17	0500062-PC7	CABLE-RECEPTACLE TO CONTACTOR -----	1	A
	0570101-PC1	CABLE-RECEPTACLE TO CONTACTOR -----	1	B
-18	S1991-1	CONTACTOR-STARTER -----	1	
		ATTACHING PARTS		
-19	AN4-3A	BOLT -----	2	
		-----*		
	S1807-1	COVER-CONTACTOR TERMINAL -----	2	
-20	0500062-PA18	CABLE CONTACTOR TO BATTERY CONTACTOR -----	1	A
	0570101-PC5	CABLE CONTACTOR TO BATTERY CONTACTOR -----	1	B
-21	C611001-0102	VOLTAGE REGULATOR -----		
		ATTACHING PARTS		
	AN520-416R8	SCREW -----	2	
		-----*		
	C6A810A730A	HOUSING-PLUG ECWS -----	1	
-22	0770038-2	FILTER-NOISE -----	1	
		ATTACHING PARTS		
	AN520-10R8	SCREW -----	2	
		-----*		

CONTINUED ON NEXT PAGE

FIGURE AND INDEX NO.	PART NUMBER	DESCRIPTION	UNITS PER ASSY							USABLE ON CODE	
			1	2	3	4	5	6	7		
96 -23	S1095-5	SHIELD HALF ----- ATTACHING PARTS								2	
	AN515-8R6	SCREW ----- -----*								2	
	NAS557-10A	GROMMET -----								1	
-24	C593001-0101	OVERVOLTAGE SENSOR -----								1	
-25	SEE FIG 102	MAP LIGHT INSTALLATION-DOOR POST -----								1	
-26	SEE FIG 103	MAP LIGHT INSTALLATION-CONTROL WHEEL -----								1	
-27	C611501-0102	ALTERNATOR ----- ATTACHING PARTS								1	
-28	AN7-42A	BOLT -----								1	
	MS20365-720C	NUT -----								1	
-29	0750220-1	BOLT -----								1	
	S1450-6-14-080	WASHER ----- -----*								1	
	S2114-2	NIPPLE AT ALT BAT TERMINAL -----								1	
	S2093-2	COVER ALT BAT TERMINAL -----								1	
	S2114-2	NIPPLE ALT FIELD TERMINAL -----								1	
-30	S1597-1-37.5	BELT-ALTERNATOR -----								1	
-31	LW10729	LINK-ALTERNATOR BELT ADJUSTMENT LY -----								1	
-32	76906	BRACKET-ALTERNATOR MOUNTING LY -----								1	
-33	SEE FIG 97	INSTRUMENT PANEL LIGHT INSTALLATION -----								1	
-34	SEE FIG 98	LANDING LIGHT INSTALLATION -----								1	
-35	SEE FIG 100	COURTESY LIGHT INSTALLATION -----								1	
-36	SEE FIG 101	FLASHING BEACON INSTALLATION -----								1	
-37	SEE FIG 3	NAVIGATION LIGHT INSTALLATION -----								1	
-38	C622007-0101	POWER SUPPLY-STROBE LIGHT ----- ATTACHING PARTS								2	
-39	AN520-10R7	SCREW ----- -----*								4	
-40	1620075-3	BRACKET ASSY -----								4	
-41	NAS686A3K	NUTPLATE -----								2	
-42	1570166-1	DIMMING ASSY-TRANSISTORIZED LIGHT ----- ATTACHING PARTS								1	
-43	AN520-10R6	SCREW -----								4	
	AN960-10L	WASHER -----								4	A
	MS21045L3	NUT ----- -----*								4	A
-44	2N3055	TRANSISTOR RCA ----- ATTACHING PARTS								2	
-45	S102126-8	SCREW -----								2	
	AN960-10L	WASHER ----- -----*								2	
	34003-55-3410	TERMINAL BLOCK LIGHT DIMMING ENTC ----- ATTACHING PARTS								1	B
	AN515-8R7	SCREW -----								2	
	MS21044N08	NUT ----- -----*								2	
-46	S1917-1	RELAY-SPLIT BUS BAR ----- ATTACHING PARTS								1	
-47	AN4-5A	BOLT -----								2	
-48	MS21042L4	NUT -----								2	A
-49	AN960-416L	WASHER ----- -----*								2	A
-50	SEE FIG 23	BRACKET-RELAY & DIMMING MOUNTING -----								1	B

NOTE. *THIS KIT INCLUDES DRY BATTERY & ELECTROLYTE.

A---172 SERIAL 17263459 THRU 17265684
 F172 SERIAL F17201235 THRU F17201384
 B---172 SERIAL 17265685 & ON
 F172 SERIAL F17201385 & ON

This page intentionally left blank.

Electrical Equipment (Cont)

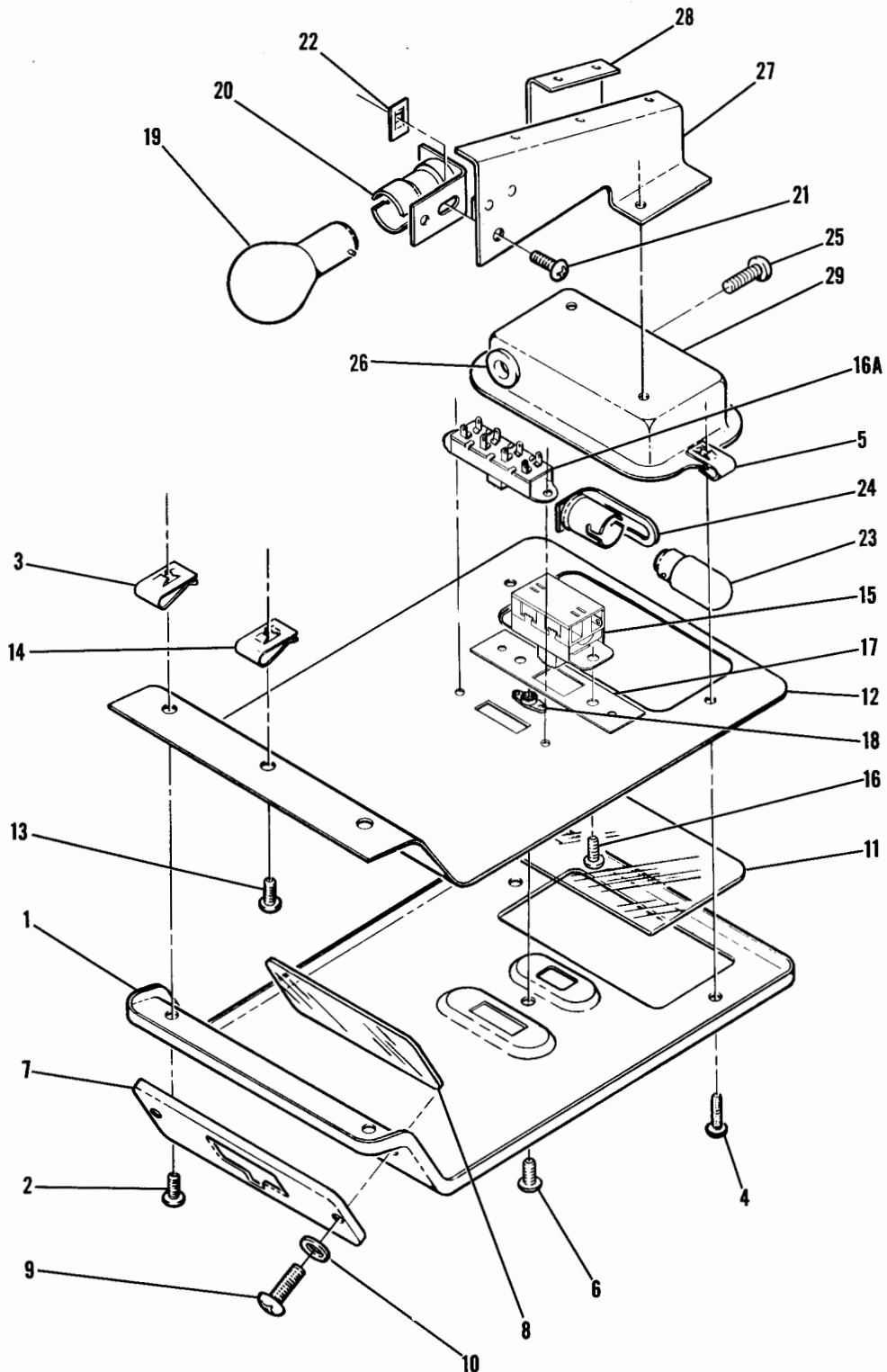


Figure 97. Instrument Panel Lights Installation

FIGURE AND INDEX NO.	PART NUMBER		DESCRIPTION	UNITS PER ASSY	USABLE ON CODE
97 -			1 2 3 4 5 6 7		
- 1	0414013-13	□	INSTRUMENT PANEL LIGHT INSTALLATION -----	NP	
	0414013-19	□	COVER ASSY -----	1	A
	041403-17	□	COVER ASSY -----	1	B
			COVER ASSY USED WITH POST LIGHTS -----	1	B
			ATTACHING PARTS		
- 2	S102126-8		SCREW -----	2	
- 3	NAS395-3-3		NUT -----	2	
- 4	S102124-8		SCREW -----	2	
- 5	NAS395-1-3		NUT -----	2	
- 6	S102128-10		SCREW -----	1	
			---*---		
- 7	0414013-12	□	SHIELD -----	1	A
	0414013-15	□	SHIELD -----	1	B
- 8	0414013-4		LENS-INSTRUMENT LIGHT -----	1	
- 9	AN515-6R10		SCREW -----	2	
-10	AN960D8L		WASHER -----	2	
-11	0413141-1		LENS-OVERHEAD CONSOLE -----	1	
-12	0513454-1		SUPPORT ASSY-OVERHEAD CONSOLE -----	1	
	0513454-2		SUPPORT ASSY-OVERHEAD CONSOLE USED WITH POST LIGHTS -----	1	B
			ATTACHING PARTS		
-13	S102126-8		SCREW -----	1	
-14	NAS395-3-3		NUT -----	1	
			---*---		
-15	S1831-1		SWITCH-DOME LIGHT -----	1	
			ATTACHING PARTS		
-16	AN505-4R4		SCREW -----	2	
			---*---		
-16A	S1501-1		SWITCH-POST LIGHTS -----	1	B
-17	0513451-1		SPACER -----	1	
-18	S1863-3		NUTPLATE -----	1	
-19	MS15584-2		BULB-INSTRUMENT PANEL LIGHT -----	1	
-20	0513208-1		SOCKET -----	1	
			ATTACHING PARTS		
-21	S102128-6		SCREW -----	2	
-22	NAS446-4-1		NUT -----	2	
			---*---		
-23	S1876-1		BULB-OVERHEAD CONSOLE -----	1	
-24	0413138		SOCKET -----	1	
			ATTACHING PARTS		
-25	S102124-4		SCREW -----	2	
	NAS395-1-3		NUT -----	2	
			---*---		
-26	MS35489-4		GROMMET -----	1	
	0413495-1		BRACKET ASSY -----	1	
-27	0413495-2		BRACKET-LH -----	1	
-28	0413495-3		BRACKET-RH -----	1	
-29	0413140-5		REFLECTOR -----	1	
<p>NOTE. □THIS PART MUST HAVE A SECOND DASH NUMBER ADDED TO DENOTE COLOR. REFER TO HOW TO ORDER INTERIOR PARTS-PAGE VII.</p> <p>A---172 SERIAL 17263459 THRU 17265629 F172 SERIAL F17201235 THRU F17201384</p> <p>B---172 SERIAL 17265630 & ON F172 SERIAL F17201385 & ON</p>					

Electrical Equipment (Cont)

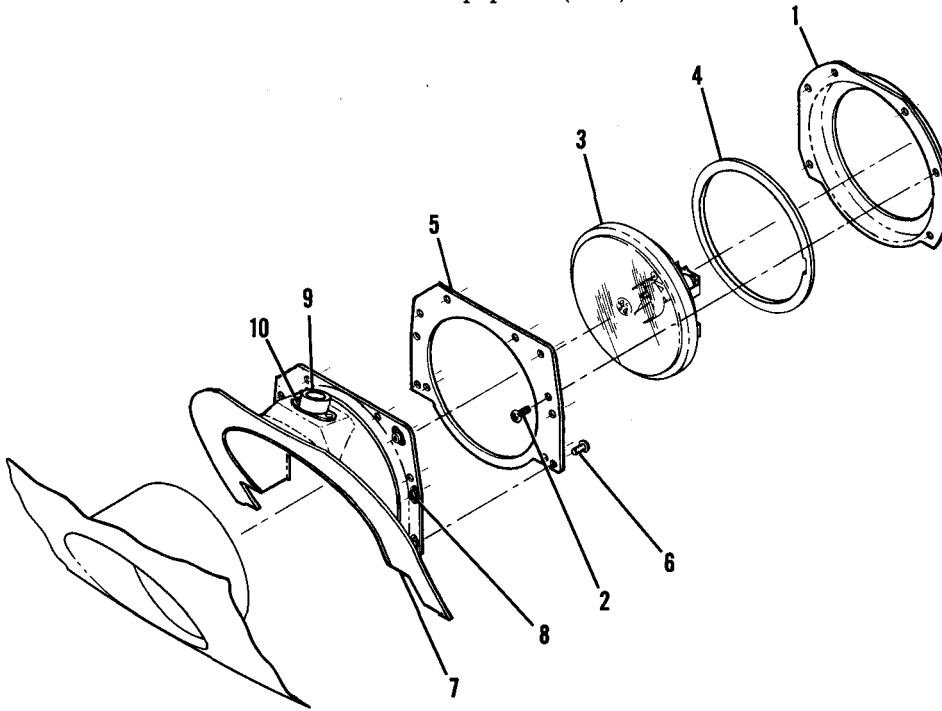


Figure 98. Landing Lights Installation - Single

FIGURE AND INDEX NO.	PART NUMBER	DESCRIPTION	UNITS PER ASSY	USABLE ON CODE
98 -		1 2 3 4 5 6 7		
- 1	1752111-3	LANDING LIGHT INSTALLATION-SINGLE -----	NP	
- 2	AN520-10R8	BRACKET ASSY-LANDING LIGHT AFT ----- ATTACHING PARTS	1	
- 3	4522	SCREW ----- -----*	6	
- 4	1752113-1	LAMP-LANDING GE -----	1	
- 5	1752110-3	GASKET -----	1	
- 6	AN520-10R8	BRACKET-LANDING LIGHT FWD ----- ATTACHING PARTS	1	
- 7	0552133-5	SCREW ----- -----*	5	
- 8	0752058-3	SUPPORT DOUBLER ASSY-LANDING LIGHT -----	1	
- 9	0752058-3	NUTPLATE -----	5	
- 10	0752058-3	SHOCKMOUNT ----- ATTACHING PARTS	1	
- 10	0752058-3	SCREW -----	2	
- 10	0752058-3	SHIM ----- -----*	AR	

Electrical Equipment (Cont)

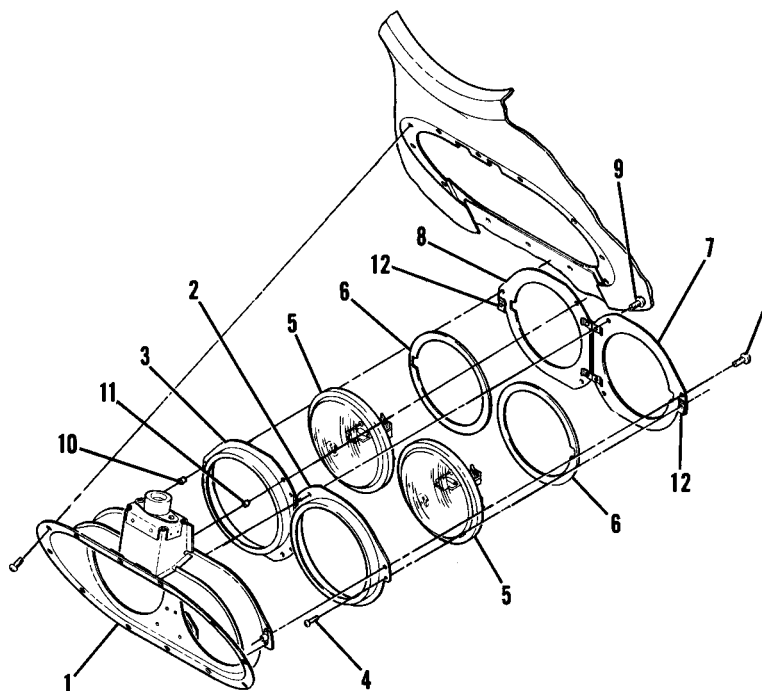


Figure 99. Landing Lights Installation - Dual

FIGURE AND INDEX NO.	PART NUMBER	DESCRIPTION	UNITS PER ASSY	USABLE ON CODE
99 -		1 2 3 4 5 6 7 LANDING LIGHT INSTALLATION-DUAL -----	NP	
- 1	SEE FIG 67	SUPPORT ASSEMBLY-LANDING LIGHT -----	1	
- 2	1752118-1	BRACKET-LH -----	1	
- 3	1752118-2	BRACKET-RH -----	1	
		ATTACHING PARTS		
- 4	S102126-8	SCREW -----	3	
		-----*		
- 5	4509	LAMP-LANDING GE -----	2	
- 6	0752646-1	GASKET -----	AR	
- 7	1752118-3	PLATE ASSEMBLY-LH -----	1	
- 8	1752118-4	PLATE ASSEMBLY-RH -----	1	
		ATTACHING PARTS		
- 9	AN515-8R8	SCREW -----	3	
	NAS620-8L	SCREW MAXIMUM 2 -----	AR	
	NAS620-8	SCREW ALT MAXIMUM 2 -----	AR	
-10	NAS43DD3-7	SPACER RH ONLY -----	1	
-11	NAS43DD3-16	SPACER RH ONLY -----	1	
		-----*		
-12	NAS448-1-3	NUT -----	3	

Electrical Equipment (Cont)

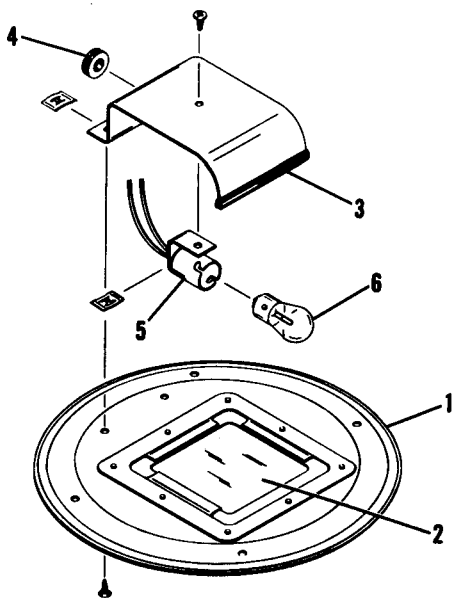
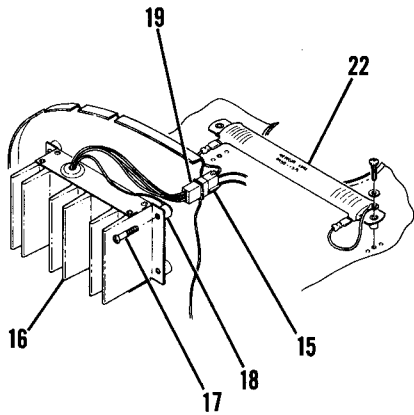
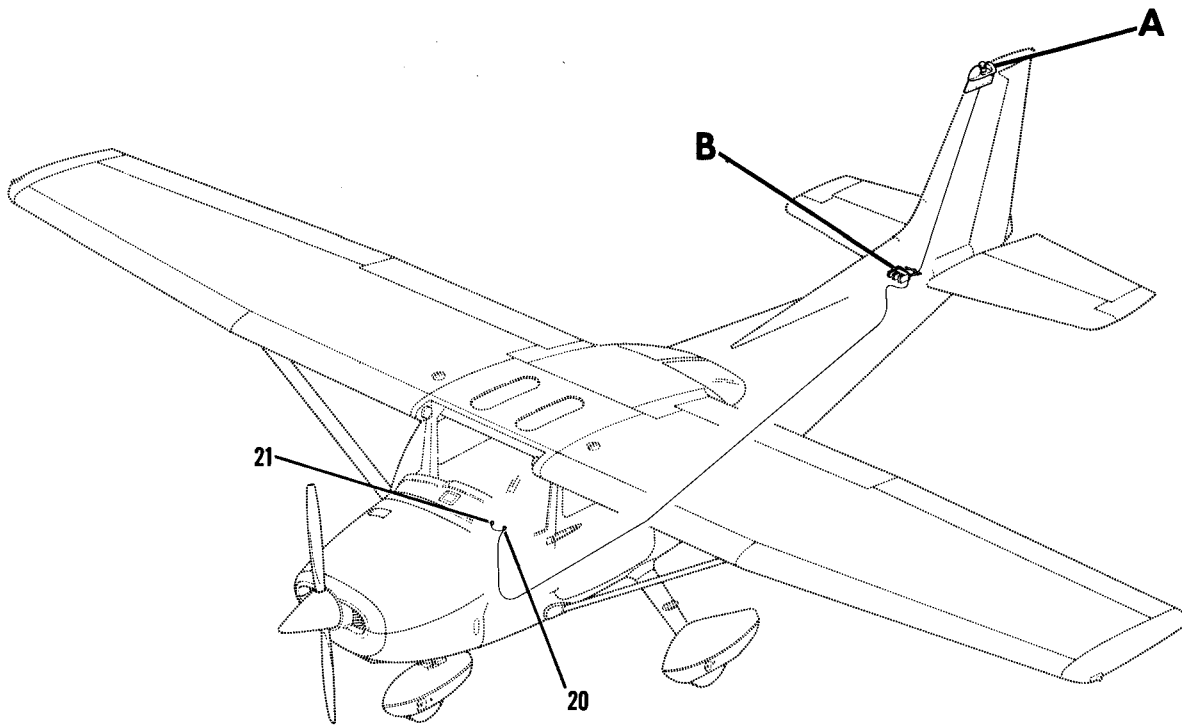


Figure 100. Courtesy Light Installation

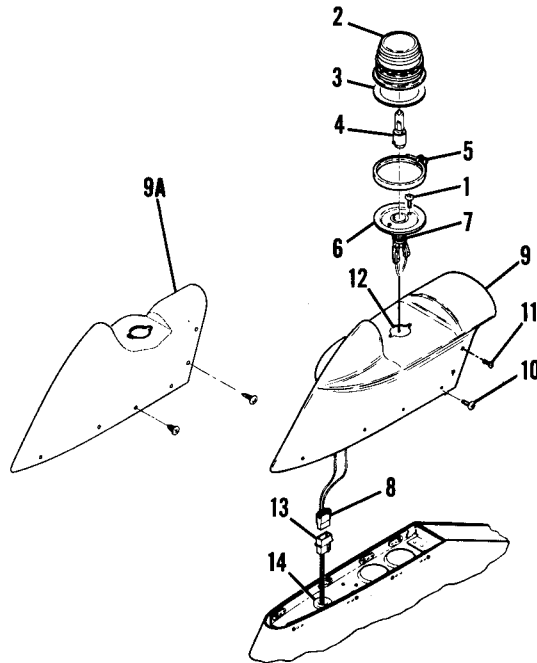
FIGURE AND INDEX NO.	PART NUMBER	DESCRIPTION	UNITS PER ASSY	USABLE ON CODE
100 -		1 2 3 4 5 6 7		
- 1	0521101-2	COURTESY LIGHT INSTALLATION -----	NP	
	S102178-6	PLATE ASSEMBLY-COURTESY LIGHT -----	2	
		ATTACHING PARTS -----		
		SCREW -----	4	
		-----*		
- 2	0521101-6	LENS-COURTESY LIGHT -----	1	
	0700616-1	SHIELD ASSEMBLY-COURTESY LIGHT -----	2	
		ATTACHING PARTS -----		
	S102176-8	SCREW -----	1	
	AN515-6R5	SCREW -----	1	
	NAS446-2-3	NUT -----	1	
	MS21045L06	NUT -----	1	
		-----*		
- 3	S1055-1	CHANNEL 2.25 IN LONG BKI REF S1055-1-2.25 -----	1	
- 4	MS35489-134	GROMMET -----	1	
- 5	0513208-1	SOCKET ASSEMBLY -----	1	
		ATTACHING PARTS -----		
	S102176-6	SCREW -----	1	
	NAS446-2-3	NUT -----	1	
		-----*		
- 6	MS15584-2	BULB-COURTESY LIGHT -----	2	

This page intentionally left blank.

Electrical Equipment (Cont)



Detail B



Detail A

Figure 101. Flashing Beacon Light Installation

FIGURE AND INDEX NO.	PART NUMBER	DESCRIPTION	UNITS PER ASSY	USABLE ON CODE
101 -	C621001-0106	FLASHING BEACON LIGHT INSTALLATION ----- LIGHT ASSY-FLASHING BEACON ----- ATTACHING PARTS	NP 1	
- 1	AN515-8R8	SCREW ----- -----*-----	2	
- 2	C17325	DOME-FLASHING BEACON AESC -----	1	
- 3	C17330	GASKET AESC -----	1	
- 4	40-14	BULB-FLASHING BEACON AESC -----	1	
- 5	C17326	CLAMP ASSY AESC -----	1	
- 6	C17331-6	PLATE-MOUNTING AESC -----	1	
- 7	C17313	SOCKET ASSY AESC -----	1	
- 8	S1638-1	HOUSING-PLUG -----	1	
- 9	0531013-2	TIP ASSY-FIN -----	1	A
- 9A	0531033-3	TIP ASSY-FIN ----- ATTACHING PARTS	1	B
-10	S102126-4	SCREW -----	8	
-11	S102126-6	SCREW ----- -----*-----	4	
-12	NAS6B0A08	NUTPLATE -----	2	
-13	S1638-2	HOUSING-CAP -----	1	
-14	MS35489-13	GROMMET -----	1	
-15	S1638-1	HOUSING-PLUG -----	1	
-16	C594502-0101	FLASHER ASSY-BEACON LIGHT ----- ATTACHING PARTS	1	
-17	AN515-8R8	SCREW -----	4	
-18	NAS430D3-16	SPACER -----	4	
	MS21044N08	NUT ----- -----*-----	3	
-19	S1638-2	HOUSING-CAP -----	2	
-20		CIRCUIT BREAKER SEE INSTRUMENT PANEL -----	1	
-21		SWITCH SEE INSTRUMENT PANEL -----	1	
-22	OR95-1.5	RESISTOR -----	1	
	AN515-8R11	ATTACHING PARTS SCREW ----- -----*-----	2	
A---172 SERIAL 17263459 THRU 17265684 F172 SERIAL F17201235 THRU F17201384 B---172 SERIAL 17265685 & ON F172 SERIAL F17201385 & ON				

Electrical Equipment (Cont)

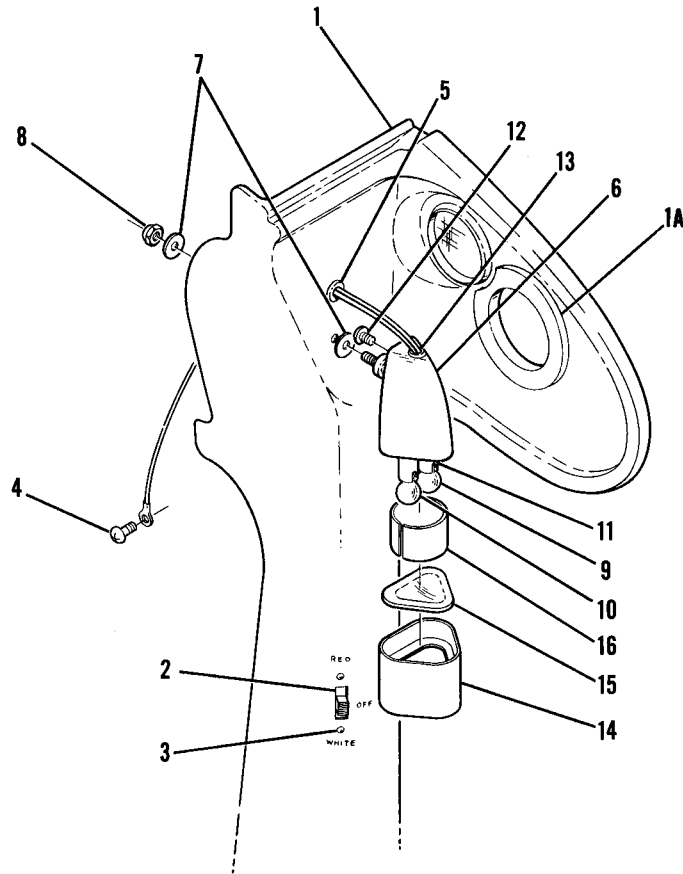
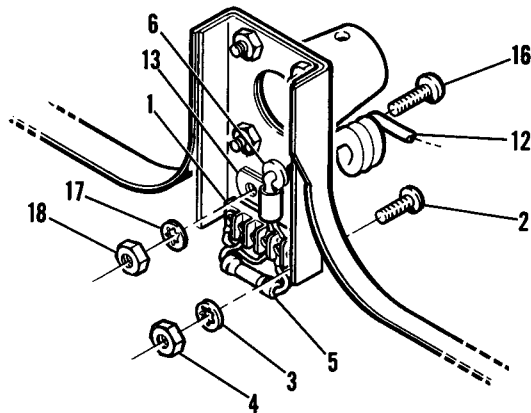
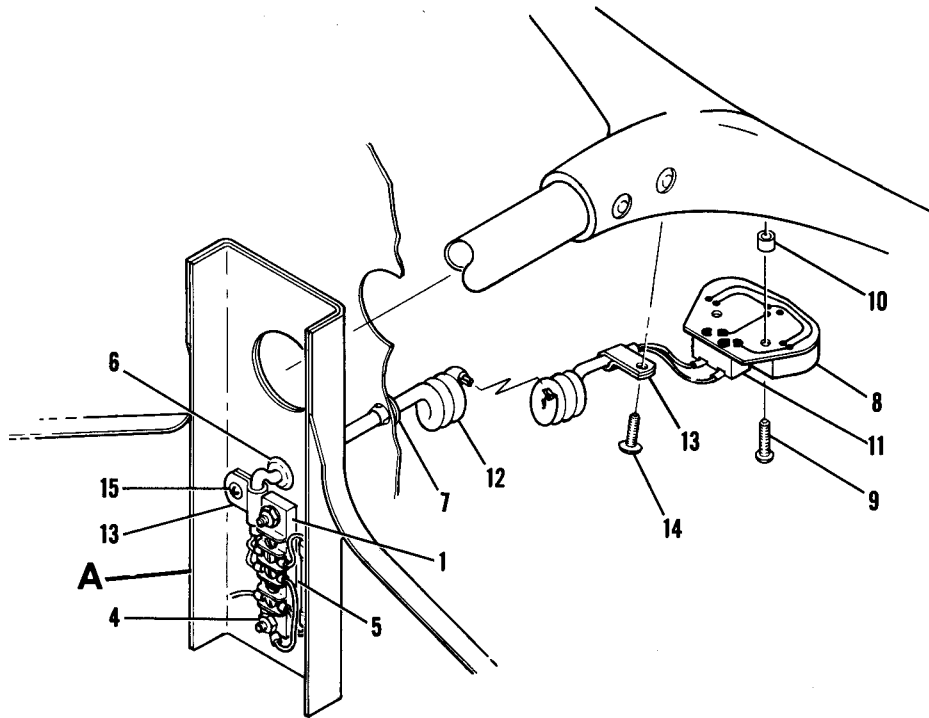


Figure 102. Map Light Installation

FIGURE AND INDEX NO.	PART NUMBER		DESCRIPTION	UNITS PER ASSY	USABLE ON CODE
		1 2 3 4 5 6 7			
102 -			MAP LIGHT INSTALLATION -----	NP	
- 1	0413484-19	□	SHIELD ASSY-FRONT DOOR POST -----	1	A
	0413484-13	□	SHIELD ASSY-FRONT DOOR POST -----	1	B
- 1A	0415023-3	□	ESCUTCHEON ASSY -----	1	B
- 2	S1501-1		SWITCH -----	1	
			ATTACHING PARTS		
- 3	AN515-3R6		SCREW -----	2	
	AN340-3		NUT -----	2	
			---*---		
- 4	S102124-4		SCREW GROUND WIRE -----	1	
- 5	MS35489-4		GROMMET -----	1	
- 6	1470089-14	□	MAPLIGHT ASSY -----	1	
			ATTACHING PARTS		
- 7	AN970-3		WASHER -----	2	
- 8	MS21045L3		NUT -----	1	
			---*---		
- 9	S1876-1		BULB-MAP LIGHT -----	1	
-10	S1876-3		BULB-MAP LIGHT RED -----	1	
-11	IDI-757		SOCKET ASSY ISES -----	1	
			ATTACHING PARTS		
-12	AN515-6R8		SCREW -----	1	
			---*---		
-13	MS35489-1		GROMMET -----	1	
-14	0700148-1	□	HOOD-MAPLIGHT -----	1	
-15	1470089-18		LENS-MAP LIGHT -----	1	
-16	1470089-17		TUBE-EXPANDER -----	1	
			NOTE. □THIS PART NUMBER MUST HAVE A SECOND DASH NUMBER ADDED TO DENOTE COLOR. REFER TO HOW TO ORDER INTERIOR PARTS-PAGE VII.		
			A---172 SERIAL 17263459 THRU 17265684 F172 SERIAL F17201235 THRU F17201384		
			B---172 SERIAL 17265685 & ON F172 SERIAL F17201385 & ON		

Electrical Equipment (Cont)



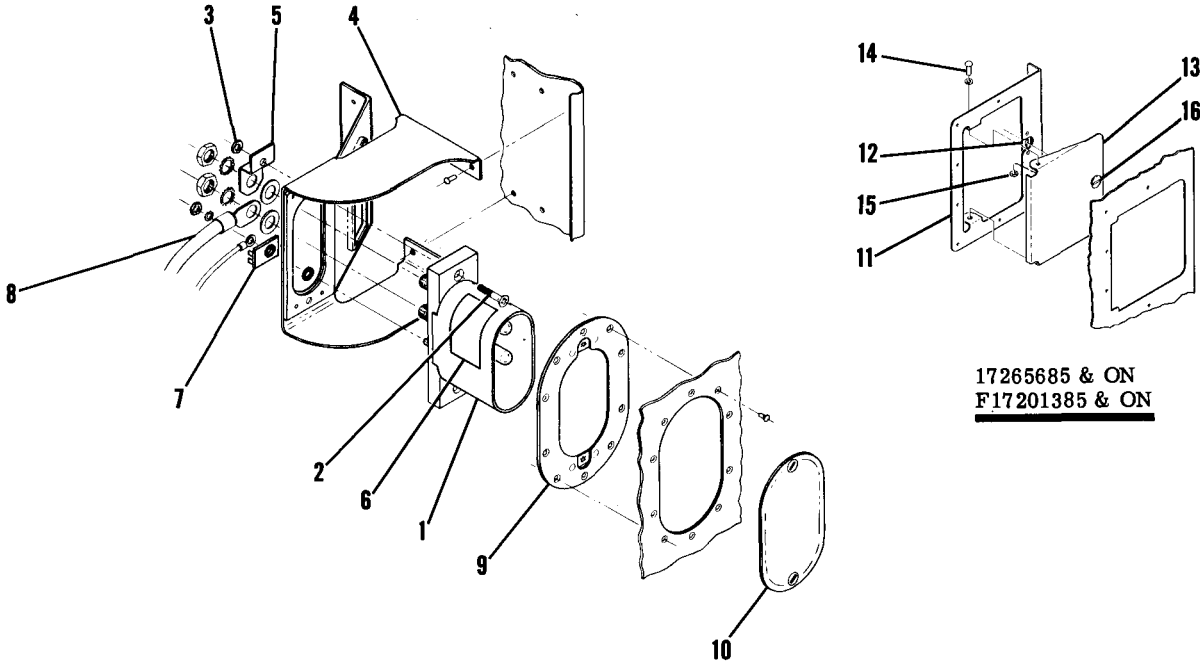
17265685 & ON
F17201385 & ON

Detail **A**

Figure 103. Map Light Installation

FIGURE AND INDEX NO.	PART NUMBER	DESCRIPTION	UNITS PER ASSY	USABLE ON CODE
103 -		1 2 3 4 5 6 7		
- 1	351-11-05-001	MAP LIGHT INSTALLATION-CONTROL WHEEL ----- BLOCK-TERMINAL CIN ----- ATTACHING PARTS	NP 1	
- 2	AN515-4R10	SCREW -----	2	A
	NAS43DD0-6	SPACER -----	2	
- 3	AN936A4	WASHER -----	2	
- 4	AN340-4	NUT -----	2	
		---*---		
- 5	1570141-1	FUSE ASSY -----	1	
- 6	MS35489-33	GROMMET -----	1	
- 7	K375-125	BUSHING-SNUB HEMA -----	1	
- 8	0570088-3	LIGHT ASSY-MAP ----- ATTACHING PARTS	1	
- 9	AN515-2R12	SCREW -----	2	
	S1959-1	INSERT -----	2	
-10	NAS43DD0-15	SPACER -----	2	
		---*---		
	SEE FIG 2	PLACARD-MAP LIGHT -----	1	
-11	0570095-1	COVER-TERMINAL BOARD -----	1	
-12	8409	CABLE-RETRACTILE BDN ----- ATTACHING PARTS	1	
-13	S1155-3	CLAMP -----	2	
-14	AN515-8R5	SCREW -----	1	
	S1959-2	INSERT -----	1	
	AN960-8L	WASHER -----	1	
-15	AN515-8R6	SCREW -----	1	A B B
-16	AN515-8R14	SCREW -----	1	
	NAS43DD3-24	SPACER -----	1	
-17	AN936A8	WASHER -----	1	
-18	AN340-8	NUT -----	1	
		---*---		
		A---172 SERIAL 17263459 THRU 17265684 F172 SERIAL F17201235 THRU F17201384		
		B---172 SERIAL 17265685 & ON F172 SERIAL F17201385 & ON		

Electrical Equipment (Cont)



17265685 & ON
F17201385 & ON

Figure 104. Ground Service Plug Installation

FIGURE AND INDEX NO.	PART NUMBER	DESCRIPTION	UNITS PER ASSY	USABLE ON CODE
104 -		1 2 3 4 5 6 7		
- 1	AN2552-3A	GROUND SERVICE PLUG INSTALLATION -----	NP	
- 2	AN510-10R14	RECEPTACLE-GROUND SERVICE PLUG -----	1	
- 3	MS21045L3	ATTACHING PARTS -----	2	
- 4	0553005-5	SCREW -----	2	
- 5	0553010-1	NUT -----	2	
- 6	SEE FIG 2	-----		
- 7	1570043-3	BRACKET-MOUNTING -----	1	
- 8	0500062-PC7	STRAP-GROUND -----	1	
- 9	0570101-PC1	PLACARD-POLARITY -----	1	
- 10	0752610-1	DIODE BOARD ASSY -----	1	
- 11	S1115-19	CABLE-RECEPTACLE TO CONTACTOR -----	1	A
- 12	0752611-1	CABLE-RECEPTACLE TO CONTACTOR -----	1	B
- 13	S1115-30	DOUBLER ASSY -----	1	
- 14	S1115-9	RECEPTACLE-STUD -----	2	
- 15	0552161-2	DOOR ASSY-GROUND SERVICE PLUG -----	1	
- 16	S1115-19	STUD -----	2	
- 17	0552161-4	RING -----	2	
- 18	0552161-2	DOUBLER ASSY -----	1	B
- 19	S1115-19	RECEPTACLE -----	1	
- 20	0552161-4	DOOR ASSY -----	1	B
- 21	MS20450C8-5	ATTACHING PARTS -----		
- 22	AN960XC4L	RIVET -----	2	
- 23		WASHER -----	2	
- 24	S1115-1	-----		
- 25	S1115-9	STUD -----	1	
- 26		RING -----	1	
		A---172 SERIAL 17263459 THRU 17265684 F172 SERIAL F17201235 THRU F17201384		
		B---172 SERIAL 17265685 & ON F172 SERIAL F17201385 & ON		

 **NUMERICAL INDEX**



PART NUMBER	FIGURE AND INDEX NO.
AF934-14	89 -16
AF934-5	89 - 4
AF934-7	89 -12
AF934-9	89 - 9
AN155816S	82 - 4
AN155832L	79 -43
AN155832S	78 -36
AN155832S	78 -40
AN155832S	79 -44
AN155832S	80 -31
AN155832S	83 -11
AN15588L	81 -25
AN161-32LL	79 -45
AN200KS4	78 - 8
AN21-10	78 -34
AN21-10	78 -39
AN23-10	80 - 8
AN23-10	83 - 3
AN23-10	83A- 3
AN23-10	83A-13
AN23-11	37 - 5
AN23-11	83 - 7
AN23-12	80 -13
AN23-13	83A- 8
AN23-15A	53 -25
AN23-15A	55 -17
AN23-16A	53 - 2
AN23-16A	55 -26
AN23-17	37 - 5
AN23-19A	53 -38
AN23-20A	54 -90
AN23-40A	55 -20
AN23-9	94 - 8
AN24-12	83A- 8
AN24-13A	53 -29
AN24-13A	53 -30
AN24-16A	53 -31
AN24-18A	56 - 6
AN24-31A	56 -17
AN2552-3A	104 - 1
AN256F8	66 -18
AN26-9A	61 -158
AN3-10A	14 -20
AN3-10A	37 - 7
AN3-10A	55 -13
AN3-10A	76 -23
AN3-10A	78 -17
AN3-10A	78 -49
AN3-10A	81 -12
AN3-10A	81 -16
AN3-10A	82 -11
AN3-11A	14 -10
AN3-11A	23 -31
AN3-11A	76 - 9
AN3-11A	76 -35
AN3-11A	78 -16
AN3-11A	78 -28
AN3-11A	82 -24
AN3-12A	78 -22
AN3-13A	75 -53
AN3-13A	78 -20
AN3-16A	76 -17
AN3-17A	54 - 2
AN3-20A	24 - 6
AN3-20A	29 - 6
AN3-20A	29 -10
AN3-20A	93 - 7
AN3-20A	95 -22
AN3-21A	24 - 2
AN3-21A	79 -37
AN3-3A	32 -95
AN3-3A	63 - 4
AN3-3A	68 -63
AN3-3A	68 -84

PART NUMBER	FIGURE AND INDEX NO.
AN3-3A	75 -33
AN3-3A	82 -28
AN3-3A	96 - 4
AN3-3A	96 -15
AN3-4	42 -36
AN3-4A	14 -31
AN3-4A	24 -37
AN3-4A	63 - 2
AN3-4A	68 -13
AN3-4A	70 -15
AN3-4A	95 -11
AN3-5	81 -23
AN3-5A	23 -15
AN3-5A	24 -44
AN3-5A	68 -23
AN3-5A	68 -36
AN3-5A	75 -56
AN3-5A	81 -23
AN3-5A	94 - 4
AN3-5A	94 -12
AN3-5A	95 -12
AN3-6	20 - 6
AN3-6A	14 - 8
AN3-6A	75 -42
AN3-6A	75 -48
AN3-6A	81 -27
AN3-6A	82 -23
AN3-6A	94 - 3
AN3-7	79 -48
AN3-7A	13 -13
AN3-7A	68 -49
AN3-7A	68 -50
AN3-7A	79 -48
AN3-7A	82 - 6
AN3H3A	38 -43
AN310-3	38 -36
AN310-3	79 -46
AN310-3	80 - 9
AN310-3	80 -14
AN310-3	81 -24
AN310-3	83 - 4
AN310-3	83 - 8
AN310-3	83A- 4
AN310-3	83A-10
AN310-3	83A-14
AN310-3	94 - 9
AN310-4	37 -39
AN310-4	38 -30
AN310-4	38 -47
AN310-4	83A-10
AN310-5	37 -18
AN310-5	37 -29
AN315-3R	18 - 2
AN315-3R	68 -49
AN315-3R	83 -13
AN315-3R	83A-17
AN315-4R	45 -25
AN315-4R	47 -25
AN315-4R	68 -65
AN315-4R	83A- 7
AN316-4R	13 -18
AN316-4R	14 -14
AN316-4R	77 - 2
AN316-6R	37 -10
AN316-6R	37 -14
AN320-1	78 -34
AN320-1	78 -39
AN320-3	20 - 8
AN320-3	37 - 5
AN340-3	102 - 3
AN340-4	103 - 4
AN340-8	103 -18
AN34086	58 -47
AN34086	58A-19

PART NUMBER	FIGURE AND INDEX NO.
AN34086	58A-39
AN34086	58A-45
AN34086	58A-47
AN365-428	43 -14
AN4-10A	24 -59
AN4-10A	78 - 2
AN4-10A	79 -15
AN4-10A	79 -41
AN4-10A	80 - 2
AN4-10A	80 - 4
AN4-10A	80 -19
AN4-10A	83 -20
AN4-10A	83A-19
AN4-10A	83A-23
AN4-11A	17 - 1
AN4-11A	20 -11
AN4-11A	68 -14
AN4-11A	78 -44
AN4-13A	57 - 1
AN4-14A	20 - 2
AN4-14A	79 -11
AN4-14A	80 -23
AN4-14A	83 -15
AN4-14A	83A-27
AN4-15A	79 -25
AN4-15A	79 -29
AN4-15A	82 -44
AN4-17A	57 -10
AN4-21A	79 - 7
AN4-21A	79 -20
AN4-22A	39 - 9
AN4-3A	96 -19
AN4-30A	78 -11
AN4-31	37 -39
AN4-31	38 -29
AN4-31	38 -46
AN4-31A	78 - 1
AN4-36A	43 -12
AN4-42A	13 - 3
AN4-42A	13 - 9
AN4-5	61 - 7
AN4-5A	55 - 1
AN4-5A	56 - 1
AN4-5A	95 -19
AN4-5A	96 - 2
AN4-5A	96 -47
AN4-56A	82 -36
AN4-6A	61 - 2
AN4-6A	61 -12
AN4-6A	61 -150
AN4-6A	61 -17
AN4-6A	61 -20
AN4-6A	61 -32
AN4-6A	61 -36
AN4-6A	68 -43
AN4-6A	95 -13
AN4-60A	14 - 2
AN4-60A	82 -20
AN4-7A	20 -12
AN4-7A	55 - 1
AN4-7A	56 - 1
AN4H21A	44 -25
AN4022-1	87 -70
AN4022-1	90 - 2
AN4022-1	90 - 4
AN4022-1	90 -10
AN415-2	36 - 4
AN43DD1-54	58A-39
AN5-10A	16 - 1
AN5-10A	37 - 4
AN5-11A	80 -27
AN5-13A	42 -17
AN5-14A	42 -17
AN5-23A	18 - 6



PART NUMBER	FIGURE AND INDEX NO.
AN5-31A	37 - 2
AN5-4A	18 - 3
AN5-47	37 -17
AN5-47A	38 - 4
AN5-5A	16 - 5
AN5-51A	37 -24
AN5-6A	8 - 7
AN500-416-10	71 - 2
AN500-416-10	71 -18
AN500-416-10	71 -39
AN500-416-10	71 -47
AN500-416-10	71 -57
AN500-416-10	71 -64
AN500A8-4	53 - 1
AN500A8-4	54 - 1
AN505-4R4	97 -16
AN507-1032R10	42 - 9
AN507-1032R10	45 -63
AN507-1032R10	46 -49
AN507-1032R10	47 -63
AN507-1032R12	73 -11
AN507-1032R14	60 -51
AN507-632R12	3 -30
AN507-632R6	89 - 2
AN507-632R8	3 -21
AN507-632R8	3 -29
AN507-640R4	84 -29
AN507-832R14	53 - 6
AN507-832R14	55 -16
AN5078832R14	60 -44
AN5078832R8	60 -36
AN509-10R10	49 - 5A
AN509-8R15	20 -24
AN509-8R7	84 -32
AN510-10R14	104 - 2
AN510B4R6	60 -42
AN515-10R8	77 - 3
AN515-10R8	88 - 1
AN515-2R12	103 - 9
AN515-3R6	102 - 3
AN515-4-9	82 -42
AN515-4R	46 -25
AN515-4R10	103 - 2
AN515-4R6	17 -19
AN515-6-10	90 -13
AN515-6R10	58 -44
AN515-6R10	58 -45
AN515-6R10	58A-32
AN515-6R10	97 - 9
AN515-6R14	58 -37
AN515-6R18	58A-39
AN515-6R18	58A-41
AN515-6R5	58 -56
AN515-6R5	59 - 9
AN515-6R5	100 - 2
AN515-6R6	5 -44
AN515-6R6	6 -44
AN515-6R6	42 -35
AN515-6R6	42 -42
AN515-6R6	58 -63
AN515-6R8	58 -29
AN515-6R8	58A-20
AN515-6R8	84 - 4
AN515-6R8	102 -12
AN515-8-6	98 -10
AN515-8R10	73 -22
AN515-8R11	101 -22
AN515-8R12	45 -61
AN515-8R12	46 -47
AN515-8R12	47 -61
AN515-8R13	58 -92
AN515-8R13	58 -92A
AN515-8R13	58A-77
AN515-8R13	58A-78

PART NUMBER	FIGURE AND INDEX NO.
AN515-8R14	103 -16
AN515-8R4	37 -41
AN515-8R4	42 -24
AN515-8R5	103 -14
AN515-8R6	25 -11
AN515-8R6	32 -68
AN515-8R6	42 -33
AN515-8R6	49 -19
AN515-8R6	54 -82
AN515-8R6	63A- 5
AN515-8R6	63A- 8
AN515-8R6	96 -23
AN515-8R6	103 -15
AN515-8R7	23 -61
AN515-8R7	96 -45
AN515-8R8	5 -46
AN515-8R8	6 -46
AN515-8R8	15 -15
AN515-8R8	15 -15
AN515-8R8	19 -10
AN515-8R8	49 -17
AN515-8R8	51 -18
AN515-8R8	57 - 5
AN515-8R8	57 - 7
AN515-8R8	58 -27
AN515-8R8	58 -76
AN515-8R8	65 -23
AN515-8R8	66 -22
AN515-8R8	67 -23
AN515-8R8	67 -27
AN515-8R8	87 -32
AN515-8R8	99 - 9
AN515-8R8	101 - 1
AN515-8R8	101 -17
AN51586R6	91 - 4
AN51586R10	58 -36
AN51586R10	58A-24
AN51586R12	58 -37
AN51586R12	58 -46
AN51586R12	58A-35
AN51586R12	58A-35
AN51586R12	58A-45
AN51586R12	58A-47
AN51586R12	92 - 1
AN51586R16	58 -38
AN51586R16	58 -41
AN51586R16	58 -47
AN51586R16	58 -49
AN51586R16	58A-25
AN51586R16	58A-28
AN51586R16	58A-33
AN51586R16	58A-36
AN51586R6	58 -44
AN51586R6	58 -45
AN51586R6	58A-31
AN51586R6	58A-32
AN51586R6	91 - 2
AN51586R7	84 -46
AN51586R8	23 -37
AN51586R8	58 -50
AN51586R8	58A-19
AN51586R8	58A-38
AN51586R8	58A-47
AN51588R4	58 -62
AN5158R4	74 -27
AN520-10R10	10 -16
AN520-10R10	11 -17
AN520-10R10	49 - 5
AN520-10R10	88 -22
AN520-10R10	91 -26
AN520-10R12	37 -34
AN520-10R12	42 -41
AN520-10R12	42 -53
AN520-10R12	51 -12

PART NUMBER	FIGURE AND INDEX NO.
AN520-10R12	75 -30
AN520-10R36	10 -19
AN520-10R36	11 - 2
AN520-10R6	22 -31
AN520-10R6	34 - 2
AN520-10R6	82 -17
AN520-10R6	96 -43
AN520-10R7	32 -91
AN520-10R7	87 -46
AN520-10R7	96 -39
AN520-10R8	4 - 4
AN520-10R8	10 -21
AN520-10R8	11 - 4
AN520-10R8	17 -17
AN520-10R8	18 -44
AN520-10R8	35 - 5
AN520-10R8	45 - 1
AN520-10R8	46 - 1
AN520-10R8	47 - 1
AN520-10R8	47 - 1
AN520-10R8	54 -39
AN520-10R8	54 -66
AN520-10R8	60 -49
AN520-10R8	87 -10
AN520-10R8	88 -22
AN520-10R8	96 -22
AN520-10R8	98 - 2
AN520-10R8	98 - 6
AN520-416R8	96 -21
AN525-10R10	32 -71
AN525-10R12	50 -23
AN525-10R12	60 -26
AN525-10R14	60 -21
AN525-10R6	34 - 9
AN525-10R6	63A-10
AN525-10R6	71 -21
AN525-10R6	72 - 4
AN525-10R7	17 -17A
AN525-10R8	32 - 3
AN525-10R8	34 -14
AN525-10R8	45 - 1
AN525-10R8	45 -47
AN525-10R8	46 - 1
AN525-10R8	47 -47
AN525-832P6	87 -41
AN525-832R10	42 -61
AN525-832R10	58B- 2
AN525-832R20	60 -28
AN525-832R6	45 -21
AN525-832R6	47 -18
AN525-832R6	48 - 8
AN525-832R6	71 -36
AN525-832R6	71 -42
AN525-832R6	71 -63
AN525-832R7	48 -12
AN525-832R7	64 - 6
AN525-832R8	49 -18
AN525-832R9	22 -19
AN52510R10	42 -57
AN535-2-3	21 -12
AN56582H3	58 -91B
AN56582H3	58A-70
AN5658428H4	82 -46
AN565D6H3	77 - 7
AN6-15A	82 -37
AN6-23A	68 - 2
AN6-27A	68 - 2
AN6-6A	24 -51
AN6-6A	42 -44
AN6227-5	19 -12
AN6227B18	41 - 9
AN6227B26	38 - 9
AN6227B32	38 -23
AN6227B5	38 -12

PART NUMBER	FIGURE AND INDEX NO.
AN6227B6	41 - 3
AN6227B6	41 - 7
AN6230B2	43 -21
AN6230B2	44 -31
AN6230B3	38 -15
AN6230B6	38 -24
AN665-34R	83A- 6
AN7-24A	3 - 4
AN7-42A	96 -28
AN7-43A	68 - 8
AN7-44A	68 - 9
AN737TW56	68 -55
AN737TW56	74 -18
AN741T06	68 -43
AN742-12	68 -13
AN742D12	68 -21
AN742D12	92 - 3
AN742D16	73 -21
AN742D2	87 -66
AN742D3	68 -83
AN742D3	88 -21
AN742D4	84 - 4
AN742D8	36 -13
AN742D8	85 - 4
AN8-17A	15 - 3
AN8-23A	3 - 1
AN8-25A	15 - 2
AN815-3D	75 - 3
AN815-3D	75 -13
AN815-6D	87 -13
AN815-6D	87 -17
AN815-6D	87 -30
AN815-8D	87 -53
AN816-2D	68 -77
AN816-2D	87 -57
AN816-4D	91 - 7
AN816-6-6	68 -25
AN821-2D	87 -67
AN824-2D	90 - 5
AN824-6D	87 -24
AN825-832R6	46 -18
AN832-2D	87 -64
AN832-3D	75 - 6
AN833-3D	75 -17
AN833-8D	87 -72
AN837-3D	75 -10
AN837-3D	75 -16
AN900-10	68 -82
AN901-5A	38 -14
AN911-1D	84 -26
AN912-2	68 -27
AN912-2D	68 -29
AN916-1D	84 -25
AN921-3D	75 -24
AN924-10D	91 -33
AN924-2D	27 -33
AN924-2D	87 -64
AN924-3D	27 -42
AN924-3D	68 -79
AN924-3D	75 - 7
AN924-3D	75 -10
AN924-3D	75 -19
AN924-3D	75 -26
AN924-6D	10 -14
AN924-6D	11 -22
AN924-8D	87 -74
AN936A10	87 -78
AN936A10	88 - 2
AN936A4	82 -42
AN936A4	103 - 3
AN936A416	53 -31
AN936A416	71 - 3
AN936A416	71 -19
AN936A416	71 -40

PART NUMBER	FIGURE AND INDEX NO.
AN936A416	71 -48
AN936A416	71 -58
AN936A416	71 -65
AN936A6	58A-39
AN936A6	58A-41
AN936A6	58A-45
AN936A6B	58 -47
AN936A6B	58 -50
AN936A6B	58A-35
AN936A6B	58A-38
AN936A616	53 -32
AN936A8	37 -41
AN936A8	42 -25
AN936A8	58 -22
AN936A8	58A-15
AN936A8	74 -27
AN936A8	87 -42
AN936A8	103 -17
AN936B6	45 -19
AN936B6	46 -20
AN936B6	47 -20
AN936B8	48 - 9
AN940B6	58A-41
AN944-101A	38 -27
AN944-101A	38 -40
AN960-10	13 -15
AN960-10	14 -11
AN960-10	23 -33
AN960-10	24 - 3
AN960-10	24 - 7
AN960-10	24 -45
AN960-10	29 - 7
AN960-10	29 -11
AN960-10	32 - 3
AN960-10	37 -34
AN960-10	42 -54
AN960-10	54 -72
AN960-10	54 -87
AN960-10	60 -27
AN960-10	68 -13
AN960-10	68 -23
AN960-10	68 -36
AN960-10	68 -37
AN960-10	68 -49
AN960-10	68 -50
AN960-10	68 -64
AN960-10	68 -86
AN960-10	70 -16
AN960-10	76 -17
AN960-10	78 -16
AN960-10	82 - 8
AN960-10	82 -14
AN960-10	82 -25
AN960-10	87 -10
AN960-10	87 -47
AN960-10L	20 - 7
AN960-10L	35 - 5
AN960-10L	37 - 5
AN960-10L	38 -38
AN960-10L	53 - 8
AN960-10L	53 -39
AN960-10L	54 - 3
AN960-10L	54 - 5
AN960-10L	54 -40
AN960-10L	54 -60
AN960-10L	54 -67
AN960-10L	54 -91
AN960-10L	55 -14
AN960-10L	55 -23
AN960-10L	60 -23
AN960-10L	68 -87
AN960-10L	72 - 4
AN960-10L	73 -27
AN960-10L	73 -39

PART NUMBER	FIGURE AND INDEX NO.
AN960-10L	74 -11
AN960-10L	75 -48
AN960-10L	79 -47
AN960-10L	81 -18
AN960-10L	82 -31
AN960-10L	83A- 9
AN960-10L	96 - 4
AN960-10L	96 -15
AN960-10L	96 -43
AN960-10L	96 -45
AN960-2	71 -26
AN960-4	48 - 4
AN960-4	75 -62
AN960-4L	56 -23
AN960-416	13 - 6
AN960-416	13 -11
AN960-416	14 - 6
AN960-416	17 - 3
AN960-416	20 - 3
AN960-416	20 -13
AN960-416	30 - 2
AN960-416	30 - 7
AN960-416	30 -10
AN960-416	30 -11
AN960-416	39 -10
AN960-416	43 -13
AN960-416	55 - 2
AN960-416	56 - 2
AN960-416	57 - 2
AN960-416	57 -11
AN960-416	61 - 4
AN960-416	61 - 8
AN960-416	61 -14
AN960-416	61 -22
AN960-416	61 -33
AN960-416	61 -37
AN960-416	68 -14
AN960-416	68 -43
AN960-416	68 -47
AN960-416	68 -66
AN960-416	71 - 4
AN960-416	71 -20
AN960-416	71 -41
AN960-416	71 -49
AN960-416	71 -59
AN960-416	71 -66
AN960-416	78 - 5
AN960-416	79 -35
AN960-416	79 -40
AN960-416	80 - 5
AN960-416	80 -24
AN960-416	82 -20
AN960-416	88 -26
AN960-416	95 -14
AN960-416L	37 -39
AN960-416L	38 -34
AN960-416L	38 -51
AN960-416L	43 -23
AN960-416L	43 -26
AN960-416L	44 -21
AN960-416L	44 -26
AN960-416L	54 -20
AN960-416L	63 - 5
AN960-416L	68 -51
AN960-416L	78 - 4
AN960-416L	79 -10
AN960-416L	83 -16
AN960-416L	83A- 9
AN960-416L	83A-28
AN960-416L	88 -27
AN960-416L	96 -49
AN960-516	8 - 9
AN960-516	15 -10
AN960-516	16 - 2

PART NUMBER	FIGURE AND INDEX NO.
AN960-516	18 - 3
AN960-516	37 - 4
AN960-516	80 - 28
AN960-516	87 - 64
AN960-516L	16 - 3
AN960-516L	37 - 26
AN960-516L	42 - 18
AN960-6	58 - 63
AN960-616	42 - 46
AN960-616	61 - 27
AN960-616	68 - 4
AN960-616	82 - 38
AN960-616L	42 - 45
AN960-716	3 - 6
AN960-716	42 - 14
AN960-716	75 - 8
AN960-716	75 - 10
AN960-716	75 - 18
AN960-716L	68 - 10
AN960-8	22 - 27
AN960-8	22 - 32
AN960-8	32 - 36A
AN960-8	54 - 98
AN960-8	73 - 22
AN960-8L	22 - 19
AN960-8L	103 - 14
AN960-816	3 - 3
AN960-816	15 - 5
AN960-816L	78 - 13
AN960-816L	78 - 29
AN960-816L	78 - 29
AN960C416L	89 - 5
AN960C616L	55 - 12
AN960D10L	10 - 16
AN960D10L	63 - 2
AN960D10L	63 - 4
AN960D1216L	87 - 73
AN960D2L	68 - 74
AN960D4L	18 - 30
AN960D416L	78 - 45
AN960D516L	45 - 68
AN960D516L	46 - 54
AN960D516L	47 - 68
AN960D6L	58 - 57
AN960D6L	58 - 92B
AN960D616	27 - 42
AN960D8L	58 - 92
AN960D8L	58 - 92A
AN960D8L	58A-77
AN960D8L	58A-78
AN960D8L	97 - 10
AN960D816L	78 - 29
AN960PD10L	91 - 27
AN960PD1416L	91 - 34
AN960PD4	49 - 38
AN960PD416	78 - 47
AN960PD6L	78 - 34
AN960PD6L	78 - 39
AN960XC4L	104 - 15
AN970-3	63 - 3
AN970-3	68 - 49
AN970-3	87 - 79
AN970-3	102 - 7
AN970-4	96 - 2
AN970-5	60 - 8
A1257A	3 - 23
A1274-8Z-3	4 - 11
A1280-2	3 - 24
A1280-3	3 - 24
A1635-73	44 - 16
A1636-23	40 - 3
A1636-24	44 - 14
A1638-1	44 - 18
A1638-11	64 - 3

PART NUMBER	FIGURE AND INDEX NO.
A1638-29	40 - 13
A1638-30	44 - 17
A1663-022-1	45 - 16
A1663-022-1	46 - 16
A1663-022-1	47 - 16
A2108A	17 - 21
A2109-3	17 - 22
A2513-38	64 - 2
A2513-66	40 - 12
A2973-6	64 - 4
A30010	44 - 9
A30011	44 - 12
A30013	44 - 13
A30014	44 - 11
A30015	44 - 10
A30021	44 - 30
A30023	44 - 20
A30030	44 - 32
A30040	44 - 34
A30047	40 - 5
A30048	40 - 4
A30078-1	40 - 11
A30078-2	40 - 6
A30079-1	44 - 4
A30079-2	44 - 8
A30085	44 - 33
A30087	44 - 24
A30087	44 - 28
A39070	43 - 10
A4513-1	17 - 20
A6204-8Z3	7 - 12
A7512-12	3 - 22
B30024	44 - 27
B30026	44 - 24
B30026	44 - 28
B30027	44 - 23
B30076	44 - 5
B30077	40 - 9
B30089	44 - 29
B30195	44 - 15
B4416D	38 - 27
B610	13 - 8
B610	14 - 7
B610	78 - 7
B610	82 - 21
B610	82 - 36
B610-DH	13 - 8
B610-P	13 - 8
CM2692-20-1S	14 - 40
CM2692-28-1S	5 - 37
CM2692-28-1S	6 - 37
CM2692-28-1S	9 - 12
CR163-4-8	13 - 28
CR763	45 - 40
CR763	47 - 40
C1-C2	1 - 1
C109	37 - 12
C156001-0104	4 - 6
C156001-0104	10 - 8
C156001-0104	11 - 14
C161001-0306	64 - 1
C161001-0307	64 - 1
C161001-0308	64 - 1
C161001-0309	64 - 1
C163001-0104	43 -
C163003-0101	44 - 2
C163003-0201	40 - 2
C163030-0111	43 - 14
C163032-0105	44 - 18
C17313	101 - 7
C17325	101 - 2
C17326	101 - 5
C17330	101 - 3
C17331-6	101 - 6

PART NUMBER	FIGURE AND INDEX NO.
C253001-0101	49 - 8
C262001-0201	43 - 30
C262001-0202	39 - 12
C262003-0101	43 - 30
C262003-0101	44 - 1
C262003-0102	39 - 12
C262003-0102	40 - 1
C262004-0101	40 - 1
C262004-0102	44 - 1
C262023-0101	39 - 13
C262023-0101	40 - 2
C262023-0102	43 - 31
C262023-0102	44 - 2
C291502-0103	58 - 76
C291502-0103	58A-75
C292501-0104	58 - 90D
C292501-0104	58A-50
C294502-0101	91 - 23
C294505-0101	86 -
C294505-0102	86 - 1
C294510-0301	68 - 75
C299501-0101	68 - 7
C299505-0102	58 - 74
C299505-0102	58A-67
C30019	44 - 18
C30041	44 - 19
C30057	40 - 10
C301001-0211	82 - 42
C301002-0103	82 - 40
C301002-0301	82 - 36
C301002-0308	82 - 41
C30163	44 - 7
C30163-1	44 - 6
C30172	40 - 8
C30172-1	40 - 7
C421001-0101	60 - 47
C421001-0102	60 - 48
C431002-0101	69 - 12
C431003-0101	91 - 37
C431003-0301	91 - 37
C482001-0202	91 - 34A
C482001-0401	91 - 32
C590501-0101	82 - 27
C592001-0201	63A- 1
C593001-0101	96 - 24
C594502-0101	101 - 16
C6AB10A730A	96 - 21
C611001-0102	69 - 7
C611001-0102	96 - 21
C611501-0102	69 - 5
C611501-0102	96 - 27
C621001-0106	101 -
C622001-0201	3 - 20
C622001-0401	17 - 18
C622003-0105	2 - 7
C622003-0105	58 - 93
C622006-0101	3 - 24
C622006-0102	3 - 26
C622006-0103	3 - 27
C622006-0105	3 - 25
C622007-0101	96 - 38
C660501-0101	60 - 43
C661003-0504	58 - 37
C661003-0504	58A-35
C661011-0105	58A-33
C661011-0106	58A-33
C661012-0101	58 - 47
C661025-0102	58 - 47
C661025-0102	58A-33
C661060-0109	58 - 38
C661061-0106	58 - 39
C661064-0102	58A-25
C661065-0102	58A-26
C661071-0101	58 - 47

PART NUMBER	FIGURE AND INDEX NO.
C661071-0101	58A-33
C661071-0102	58A-33
C661071-0102	58 -47
C661075-0101	58 -45
C661075-0101	58A-32
C661075-0101	91 - 3
C661075-0102	58 -45
C661075-0103	58 -45
C661075-0103	58A-32
C661075-0103	91 - 3
C661075-0104	58 -45
C661075-0104	58A-32
C661075-0104	91 - 3
C661075-0105	58 -45
C661075-0106	58A-32
C661075-0106	91 - 3
C661075-0107	58A-32
C661076-0101	58 -44
C661076-0101	58A-31
C661076-0101	91 - 1
C661076-0102	58 -44
C661076-0102	58A-31
C661076-0102	91 - 1
C661076-0103	58 -44
C661076-0103	58A-31
C661076-0103	91 - 1
C661076-0104	58 -44
C661076-0105	58A-31
C661076-0105	91 - 1
C661080-0101	58 -49
C661080-0101	58A-36
C664501-0103	58 -63
C664502-0101	58A-45
C664508-0101	58 -36
C664508-0101	58A-24
C668001-0105	58 -64
C668001-0105	58A-44
C668020-0102	58 -50
C668020-0102	58A-38
C668507-0101	60 -52
C668509-0101	58 -48
C668509-0101	58A-39
C668509-0101	91 -21
C669504-0103	58 -52
C669505-0101	58 -55
C669511-0102	58A-39
C669512-0102	58A-41
C733001-0101	60 - 2
C733001-0103	60 - 5
D30256	44 - 3
EC1239A-B	1 -10
EC22168/A	1 -148
EC776	1 -12
EC880	1 - 2
FC6446	43 -27
H323-3-1-1	51 -20
H323-3-1-1	51 -45
H559-3-1	51 -20
H559-3-1	51 -45
IOI-757	102 -11
IK1-6-10	91 -40
IK66-1	91 -39
KM610-064	65 -33
KM610-064	66 -31
KM610-064	67 -37
KM610-64	37 -38
KM610-64	42 -49
K375-125	103 - 7
LN1032X	96 - 8
LOCTITE 5381	1 -14A
LOCTITE 8721	1 -14C
LP4-17AM	43 -22
LW10729	96 -31
L4858-1	58 -66

PART NUMBER	FIGURE AND INDEX NO.
L4858-1	58A-74
MS15002-3	38 -53
MS15584-2	97 -19
MS15584-2	100 - 6
MS16624-1025	88 -14
MS16624-1262	42 - 2
MS16624-1275	38 -54
MS16624-81	19 - 5
MS16625-118	41 - 2
MS20074-03-04	87 -77
MS20074-04-21	68 -51
MS20220-1	80 -26
MS20253P1	59 -13
MS20364-1032C	45 -33
MS20364-1032C	46 -33
MS20364-1032C	47 -33
MS20364-1032C	75 -31
MS20364-624C	37 - 8
MS20364-720C	42 -15
MS20365-1018C	42 - 5
MS20365-1032C	23 -15
MS20365-1032C	68 -36
MS20365-1032C	88 -23
MS20365-328	39 -11
MS20365-428A	40 -14
MS20365-624C	68 - 5
MS20365-632	58A-20
MS20365-720C	3 - 5
MS20365-720C	68 -11
MS20365-720C	96 -28
MS20365-820C	3 - 2
MS20365-820C	15 - 5
MS203658832C	60 -38
MS20392-1C11	82 - 3
MS20392-1C15	45 -22
MS20392-1C15	46 -22
MS20392-1C15	47 -22
MS20392-1C21	54 -76
MS20392-1C23	53 -44
MS20392-1C39	49 - 3A
MS20392-1C49	49 - 3
MS20392-1C67	48 - 2
MS20392-1C7	56 -22
MS20392-1C9	45 -23
MS20392-1C9	46 -23
MS20392-1C9	47 -23
MS20392-1C9	53 -53
MS20392-2C11	54 - 4
MS20392-2C13	82 -30
MS20392-2C15	76 -12
MS20392-2C15	76 -32
MS20392-2C17	54 -60
MS20392-2C37	54 -71
MS20392-2C43	53 -42
MS20392-2C59	54 -85
MS20392-2C71	55 -18
MS20392-2C9	82 -33
MS20392-3C17	54 -22
MS20392-3C49	54 -19
MS20392-4C13	75 -50
MS20392-4C17	45 -70
MS20392-4C17	46 -56
MS20392-4C17	47 -70
MS20392-4C47	45 -67
MS20392-4C47	46 -53
MS20392-4C47	47 -67
MS20426AD10	15 - 9
MS20426AD10-30	15 - 7
MS20435-4	37 -11
MS20450C8-5	104 -14
MS20822-3D	42 -31
MS20822-6-6	68 -25
MS20822-6D	91 - 5
MS20822-6D	91 - 8

PART NUMBER	FIGURE AND INDEX NO.
MS20822-8D	87 -58
MS20823-68	68 -27
MS20823-8D	87 -55
MS20823-8D	87 -75
MS20825-6	68 -27
MS20825-6D	91 - 6
MS20913-10	91 - 9
MS20913-10	89 -10
MS20913-2D	91 - 9
MS21042L3	96 - 4
MS21042L3	96 -15
MS21042L4	13 - 4
MS21042L4	13 -12
MS21042L4	14 - 3
MS21042L4	17 - 4
MS21042L4	20 - 4
MS21042L4	20 -14
MS21042L4	23 -26
MS21042L4	30 - 2
MS21042L4	30 - 7
MS21042L4	30 -10
MS21042L4	30 -11
MS21042L4	38 -11
MS21042L4	43 -25
MS21042L4	44 -22
MS21042L4	45 -74
MS21042L4	46 -60
MS21042L4	47 -74
MS21042L4	56 -20
MS21042L4	57 - 3
MS21042L4	57 -12
MS21042L4	61 - 5
MS21042L4	61 -10
MS21042L4	61 -15
MS21042L4	61 -15E
MS21042L4	61 -21
MS21042L4	61 -34
MS21042L4	63 - 5
MS21042L4	68 -14
MS21042L4	68 -43
MS21042L4	68 -47
MS21042L4	78 - 3
MS21042L4	78 -11
MS21042L4	78 -47
MS21042L4	79 - 4
MS21042L4	79 - 9
MS21042L4	79 -14
MS21042L4	79 -18
MS21042L4	79 -22
MS21042L4	79 -27
MS21042L4	79 -39
MS21042L4	80 - 2
MS21042L4	80 - 6
MS21042L4	80 -20
MS21042L4	80 -25
MS21042L4	82 -21
MS21042L4	82 -36
MS21042L4	82 -45
MS21042L4	83 -17
MS21042L4	83 -21
MS21042L4	83A-20
MS21042L4	83A-24
MS21042L4	83A-29
MS21042L4	88 -28
MS21042L4	95 -16
MS21042L4	95 -20
MS21042L4	96 -48
MS21042L5	8 - 8
MS21042L5	15 -10
MS21042L5	16 - 4
MS21042L5	18 - 4
MS21042L5	23 -54
MS21042L5	37 - 2
MS21042L5	37 -27

PART NUMBER	FIGURE AND INDEX NO.	PART NUMBER	FIGURE AND INDEX NO.	PART NUMBER	FIGURE AND INDEX NO.
MS21042L5	38 - 5	MS21044N3	76 -23	MS24665-132	75 -63
MS21042L5	42 -19	MS21044N3	76 -36	MS24665-132	76 - 5
MS21042L5	60 -16	MS21044N3	78 -18	MS24665-132	76 -13
MS21042L5	80 -29	MS21044N3	78 -21	MS24665-132	76 -28
MS21042L5	93 -13	MS21044N3	78 -23	MS24665-132	76 -33
MS21042L6	24 -52	MS21044N3	78 -27	MS24665-132	82 -32
MS21042L6	61 -15C	MS21044N3	78 -49	MS24665-132	88 -12
MS21042L6	82 -39	MS21044N3	79 -32	MS24665-132	94 -10
MS21044N08	19 -11	MS21044N3	79 -46	MS24665-134	37 -19
MS21044N08	22 -19	MS21044N3	81 -13	MS24665-134	37 -39
MS21044N08	22 -27	MS21044N3	81 -17	MS24665-134	38 -31
MS21044N08	25 -12	MS21044N3	81 -24	MS24665-134	38 -48
MS21044N08	32 -36A	MS21044N3	81 -29	MS24665-134	54 -21
MS21044N08	53 - 7	MS21044N3	82 - 7	MS24665-134	79 -42
MS21044N08	54 -83	MS21044N3	82 -12	MS24665-134	79 -49A
MS21044N08	55 -16	MS21044N3	82 -26	MS24665-134	80 -10
MS21044N08	63A- 6	MS21044N3	87 -10	MS24665-134	80 -15
MS21044N08	63A- 9	MS21044N3	87 -48	MS24665-134	81 -24
MS21044N08	64 -10	MS21044N3	88 -23	MS24665-134	82 - 3
MS21044N08	73 -22	MS21044N3	91 -28	MS24665-134	82 - 9
MS21044N08	84 -33	MS21044N3	93 - 8	MS24665-134	83 - 5
MS21044N08	87 -33	MS21044N3	95 -15	MS24665-134	83 - 9
MS21044N08	96 -45	MS21044N3	95 -23	MS24665-134	83A- 5
MS21044N08	101 -18	MS21045L06	58 -29	MS24665-134	83A-11
MS21044N3	10 -20	MS21045L06	58 -37	MS24665-134	83A-15
MS21044N3	11 - 3	MS21045L06	58 -59	MS24665-136	37 -31
MS21044N3	11 - 6	MS21045L06	58 -62	MS24665-136	79 -16
MS21044N3	13 -14	MS21045L06	58 -63	MS24665-136	80 -21
MS21044N3	13 -21	MS21045L06	59 - 9	MS24665-136	83 -22
MS21044N3	14 - 9	MS21045L06	90 -13	MS24665-136	83A-21
MS21044N3	14 -21	MS21045L06	100 - 2	MS24665-136	83A-25
MS21044N3	22 -33	MS21045L3	37 - 7	MS24665-136	94 -12
MS21044N3	23 -34	MS21045L3	37 -34	MS24665-140	79 -30
MS21044N3	24 - 4	MS21045L3	68 -13	MS24665-281	45 -69
MS21044N3	24 - 8	MS21045L3	68 -23	MS24665-281	46 -55
MS21044N3	24 -38	MS21045L3	68 -49	MS24665-281	47 -69
MS21044N3	24 -46	MS21045L3	68 -50	MS24665-281	75 -49
MS21044N3	29 - 8	MS21045L3	68 -84	MS24665-281	75 -51
MS21044N3	29 -12	MS21045L3	68 -88	MS24665-285	76 - 3
MS21044N3	32 - 3	MS21045L3	70 -17	MS24665-285	76 -26
MS21044N3	32 -91	MS21045L3	72 - 4	MS24665-285	80 -30
MS21044N3	32 -95	MS21045L3	96 - 4	MS24665-285	81 -18
MS21044N3	34 - 9	MS21045L3	96 -15	MS24665-285	82 -13
MS21044N3	35 - 5	MS21045L3	96 -43	MS24665-351	42 -22
MS21044N3	42 -10	MS21045L3	102 - 8	MS24665-355	79 -12
MS21044N3	42 -11	MS21045L3	104 - 3	MS24665-355	81 -14
MS21044N3	42 -37	MS21045L6	84 - 4	MS24665-355	83 -18
MS21044N3	42 -55	MS21919DG12	68 -36	MS24665-357	83A-30
MS21044N3	45 - 2	MS21919DG12	68 -37	MS24665-362	42 -43
MS21044N3	45 - 2	MS21919DG3	42 -28	MS24665-5	78 -35
MS21044N3	46 - 2	MS21919DG3	75 -11	MS24665-5	78 -40
MS21044N3	46 - 2	MS21919DG3	75 -20	MS2508282	58 -22
MS21044N3	47 - 2	MS21919DG3	92 - 4	MS2508282	58A-15
MS21044N3	47 - 2	MS21919DG6	68 -21	MS25237-330	58B- 4
MS21044N3	49 - 6	MS21919DG6	87 -10	MS25237-330	58B- 6
MS21044N3	53 -25	MS24665-132	20 - 8A	MS27975-3	83A- 6
MS21044N3	54 - 3	MS24665-132	37 - 5	MS28775-110	77 -14
MS21044N3	55 -15	MS24665-132	38 -37	MS28778-2	68 -78
MS21044N3	55 -17	MS24665-132	45 -24	MS28778-3	75 -25
MS21044N3	55 -25	MS24665-132	46 -24	MS28778-4	10 - 6
MS21044N3	60 -25	MS24665-132	47 -24	MS28778-4	11 -12
MS21044N3	63 - 2	MS24665-132	48 - 3	MS29513-010	89 - 4
MS21044N3	63 - 4	MS24665-132	49 - 4	MS29513-012	89 -12
MS21044N3	63A-11	MS24665-132	53 -42	MS29513-10	88 -17
MS21044N3	73 -14	MS24665-132	53 -45	MS29513-111	88 - 6
MS21044N3	73 -40	MS24665-132	53 -53	MS29513-111	89 - 9
MS21044N3	74 -12	MS24665-132	54 - 6	MS29513-116	89 -16
MS21044N3	75 -34	MS24665-132	54 -60	MS29513-138	88 - 7
MS21044N3	75 -43	MS24665-132	54 -73	MS3106A1457S	92 - 1
MS21044N3	75 -48	MS24665-132	54 -77	MS35489-1	102 -13
MS21044N3	75 -54	MS24665-132	54 -88	MS35489-106	87 -20A
MS21044N3	75 -57	MS24665-132	55 -19	MS35489-11	87 - 3
MS21044N3	76 -10	MS24665-132	56 -24	MS35489-118	22 -46
MS21044N3	76 -17	MS24665-132	75 -60	MS35489-12	36 -10

PART NUMBER	FIGURE AND INDEX NO.
MS35489-13	101 -14
MS35489-134	100 - 4
MS35489-15	71 -12
MS35489-15	71 -16
MS35489-15	71 -33
MS35489-17	60 -18
MS35489-17	93 -10
MS35489-20	23 -43
MS35489-33	58 -23
MS35489-33	58A-15
MS35489-33	103 - 6
MS35489-36S	75 -21
MS35489-4	58 -17
MS35489-4	58A-11
MS35489-4	97 -26
MS35489-4	102 - 5
MS35489-6	60 -39
MS35489-9	5 - 6
MS35489-9	6 - 6
MS9025-02	88 -21
MX25A	1 -14
M31A832R6C	49 -13
M451	81 - 8
NAS1022A3	94 - 5
NAS1022A3	94 -12
NAS1067A3	68 -60
NAS1067A3	68 -67
NAS1067A3	71 -34
NAS1080C8	30 - 2
NAS1080C8	30 - 7
NAS1080C8	30 -10
NAS1080C8	30 -11
NAS1329-08K75	45 -54
NAS1329-08K75	47 -54
NAS1329A06K120	3 -30
NAS1329A06K120	5 -47
NAS1329A06K120	6 -47
NAS1329A08-75	15 -16
NAS1329A08-75	15 -16
NAS1428-8	30 - 7
NAS1428-8	30 -10
NAS1428-8	30 -11
NAS1428-9	30 - 2
NAS144-13	30 - 2
NAS144-13	30 - 7
NAS144-13	30 -10
NAS144-13	30 -11
NAS144-14	30 - 2
NAS144-14	30 - 7
NAS144-14	30 -10
NAS144-14	30 -11
NAS144-17	23 -26
NAS178-8-10	30 -11
NAS178-8-7	24 -32
NAS178-8-7	24 -53
NAS178-8-8	30 - 7
NAS178-8-8	30 -10
NAS178-8-9	30 - 2
NAS179-8	24 -33
NAS179-8	24 -54
NAS179-8	30 - 2
NAS179-8	30 - 7
NAS179-8	30 -10
NAS179-8	30 -11
NAS220-10	22 -27
NAS220-11	54 -97
NAS220-12	4 - 3
NAS220-12	4 - 3
NAS220-12	22 -27
NAS220-4	45 -28
NAS220-4	46 -28
NAS220-4	47 -28
NAS220-5	81 - 6
NAS220-8	4 - 3

PART NUMBER	FIGURE AND INDEX NO.
NAS220-8	4 - 3
NAS220-8	32 -36A
NAS220-9	22 -27
NAS221-15	45 -31
NAS221-15	46 -31
NAS221-15	47 -31
NAS221-8	13 -20
NAS221-9	42 -11
NAS228-35LH	78 -33
NAS295M4	26 - 7
NAS388-10-7P	45 -59
NAS388-10-7P	47 -59
NAS388-10-74	46 -45
NAS395-1-3	97 - 5
NAS395-1-3	97 -25
NAS395-12-3	85 - 6
NAS395-14-3	5 -13
NAS395-14-3	6 -14
NAS395-14-3	7 -15
NAS395-14-3	7 -15A
NAS395-14-3	9 - 9
NAS395-14-3	9 -11
NAS395-14-3	14 -37
NAS395-14-3	18 -25
NAS395-14-3	22 -36
NAS395-14-3	23 -20
NAS395-14-3	35 -13
NAS395-14-3	70 - 4
NAS395-14-3	84 -27
NAS395-16-3	84 - 4
NAS395-18-1	85 -11
NAS395-19-3	73 -21
NAS395-2-3	58 -46
NAS395-2-3	92 - 1
NAS395-3-3	23 -42
NAS395-3-3	45 -20
NAS395-3-3	46 -21
NAS395-3-3	47 -21
NAS395-3-3	97 - 3
NAS395-3-3	97 -14
NAS395-4-3	58 -35
NAS395-4-3	58A-18
NAS397-16	37 -15
NAS397-18	68 -42
NAS397-18	73 -20
NAS397-32	68 -57
NAS397-32	74 -19
NAS397-32	74 -22
NAS397-8	91 -18
NAS398-50	68 -33
NAS398-50	73 -36
NAS398-50	74 -14
NAS42HT6-8	76 -29
NAS428H3-12	83A-16
NAS428H3-16	18 - 1
NAS428H3-6	83 -12
NAS43DD0-15	103 -10
NAS43DD0-6	103 - 2
NAS43DD1-22	58A-45
NAS43DD1-42	58 -58
NAS43DD1-54	58A-41
NAS43DD3-12	82 -34
NAS43DD3-16	99 -11
NAS43DD3-16	101 -18
NAS43DD3-18	54 -86
NAS43DD3-19	60 -31
NAS43DD3-24	103 -16
NAS43DD3-26	60 -30
NAS43DD3-32	75 -32
NAS43DD3-7	99 -10
NAS43DD3-8	60 -24
NAS43HT3-12	76 -33
NAS43HT3-32	68 -37
NAS43HT3-34	45 -44

PART NUMBER	FIGURE AND INDEX NO.
NAS43HT3-34	47 -44
NAS43HT3-42A	23 -32
NAS43HT3-45	45 -32
NAS43HT3-45	46 -32
NAS43HT3-45	47 -32
NAS43HT4-10	61 -13
NAS43HT4-10	79 -49
NAS43HT4-16	79 -23
NAS43HT4-16	79 -34
NAS43HT4-18	61 - 3
NAS43HT4-22	61 -28
NAS43HT4-22	79 - 5
NAS43HT4-28	79 -24
NAS43HT4-43	79 - 6
NAS43HT4-46	79 -28
NAS446-1	51 - 4
NAS446-1-3	74 -23
NAS446-2-3	50 -30
NAS446-2-3	58 -94
NAS446-2-3	59 - 7
NAS446-2-3	100 - 2
NAS446-2-3	100 - 5
NAS446-4	92 - 6
NAS446-4-1	97 -22
NAS446-4-3	7 -11
NAS446-4-3	28 - 3
NAS446-4-3	28 - 6
NAS446-4-3	28 - 9
NAS446-4-3	36 -15
NAS446-4-3	50 -13
NAS446-4-3	51 -30
NAS446-4-3	51 -32
NAS446-4-3	70 - 5
NAS446-4-3	71 - 6
NAS446-4-3	71 -51
NAS446-4-3	71 -56
NAS446-4-3	73 - 3
NAS446-4-3	87 -63
NAS446-4-3	87 -66
NAS446-4-3	88 -24
NAS446-5-1	68 -21
NAS446-5-3	50 -32
NAS448-1-3	99 -12
NAS463W416	71 -11
NAS463W416	71 -16
NAS463W416	71 -28
NAS463W416	71 -44
NAS463W416	71 -53
NAS463W416	71 -61
NAS463W416	71 -68
NAS464-3-22	38 -35
NAS464P4A12	61 -30
NAS464P4A8	61 -30
NAS464P7LA44	42 -13
NAS514P1032-14	45 -44
NAS514P1032-14	47 -44
NAS514P428-10	45 -73
NAS514P428-10	46 -59
NAS514P428-10	47 -73
NAS514P832-8	67 -17
NAS520-10R6	32 -88
NAS557-10A	28 - 7
NAS557-10A	96 -23
NAS557-12A	28 - 7
NAS557-3A	28 - 1
NAS557-4A	28 - 4
NAS557-8A	28 - 7
NAS561-P3-10	55 - 9
NAS561-3-14	48 -15
NAS561-3-16	54 -78
NAS561-3-8	53 -50
NAS561-3-8	81 - 4
NAS561-5-12	75 -44
NAS561C2-8	74 - 7

PART NUMBER	FIGURE AND INDEX NO.
NAS561C3-10	53 -55
NAS561P3-6	56 -15
NAS561P3-8	45 -42
NAS561P3-8	47 -42
NAS561P3-8	53 -48
NAS561P3-8	56 -26
NAS561P3-8	87 -34
NAS561P4-10	54 -37
NAS561P4-10	54 -62
NAS561P4-12	54 -30
NAS561P4-12	54 -37
NAS561P4-12	54 -42
NAS561P4-12	54 -62
NAS561P4-12	54 -64
NAS561P4-14	41 - 8
NAS561P4-15	54 -45
NAS561P4-8	54 -74
NAS561P6-12	54 -34
NAS561P6-18	54 -53
NAS561P6-18	54 -57
NAS561P6-22	54 -55
NAS561P6-28	54 -50
NAS561P8-18	54 -51
NAS620-8	99 - 9
NAS620-8L	99 - 9
NAS679A08	54 -99
NAS680A06	23 -39
NAS680A08	5 - 5
NAS680A08	5 -17
NAS680A08	6 - 5
NAS680A08	6 -17
NAS680A08	6 -18
NAS680A08	6 -41
NAS680A08	8 - 3
NAS680A08	8 - 3
NAS680A08	8 -28
NAS680A08	9 -23
NAS680A08	9 -24
NAS680A08	9 -25
NAS680A08	23 -61
NAS680A08	27 -41
NAS680A08	42 -33
NAS680A08	42 -55
NAS680A08	58 - 6
NAS680A08	58 -11
NAS680A08	58 -14
NAS680A08	58A-12
NAS680A08	58B- 2
NAS680A08	71 -45
NAS680A08	71 -69
NAS680A08	101 -12
NAS680A3	14 -32
NAS680A3	23 -62
NAS680A3	24 -10
NAS680A3	24 -19
NAS680A3	24 -29
NAS680A3	32 -72
NAS680A3	32 -85
NAS680A3	32 -86
NAS680A3	32 -87
NAS680A3	32 -93A
NAS680A3	34 - 4
NAS680A3	34 - 8
NAS680A3	34 -11
NAS680A3	34 -12
NAS680A3	58 - 5
NAS680A3	58A-13
NAS680A3	60 -49
NAS680A3	64 - 8
NAS680A3K	32 -31
NAS680A3K	42 -59
NAS680A4	22 -19
NAS680A4	23 -62
NAS680A4	24 -57

PART NUMBER	FIGURE AND INDEX NO.
NAS680A4	27 -36
NAS680A4	29 -20
NAS680A4	30 -17
NAS680A4	32 -28
NAS680A5	35 -16
NAS681A08	67 -14
NAS682A08	29 -19
NAS682A08	58 -10
NAS682A08	58 -12
NAS684A08	8 -29
NAS684A08	32 -64
NAS684A08	58B- 2
NAS686A08	5 -41
NAS686A08	57 - 8
NAS686A08	57 -18
NAS686A3	42 -58
NAS686A3K	96 -41
NAS693A08	67 -15
NAS696-6-3	73 -17
NAS696A06L	42 -33
NAS696A08	7 -23
NAS696A08	42 -33
NAS696A3	23 -62
NAS697A08	26 - 2
NAS697A08	45 -35
NAS697A08	45 -50
NAS697A08	46 -35
NAS697A08	46 -39
NAS697A08	47 -35
NAS697A08	47 -50
NAS697A08	65 -18
NAS697A08	66 -18
NAS697A08	67 -12
NAS697A08	67 -19
NAS697A08	67 -21
NAS697A08	67 -22
NAS697A08	71 -37
NAS697A08	71 -45
NAS697A08	71 -69
NAS697A08K	32 -34
NAS697A3	10 -23
NAS697A3	27 -32
NAS697A3	32 -95A
NAS697A3	34 - 3
NAS697A3	45 -53
NAS697A3	46 -42
NAS697A3	47 -53
NAS697A3	98 - 8
NAS697A4	32 -49
NAS697A4K	27 -37
NAS698A06L	23 -39
NAS698A08	48 -13
NAS698A08	48 -19
NAS698A3	18 -39
NAS698A4	17 - 8
NAS75-3-009	37 - 5
NAS75-5-231	38 - 6
NAS77-3-23	38 -41
NAS77-6-88	38 -39
NAS77-6-88	38 -52
N6-2	78 -43
OR95-1.5	101 -22
PN-3A	20 -54
PN3A	19 -14
R561	44 -34
S-1021A-10-10	8 -25
SH15	69 -18
SK175-9	38 - 3
S1003-29A	18 -27
S1003-29A	18 -29
S1003-43A	76 -20
S1003-66A	82 -46
S1003-9A	89 - 7
S1004-43A	78 -30

PART NUMBER	FIGURE AND INDEX NO.
S1021A10-10	8 - 5
S1021A10-16	60 - 3
S1021A4-6	18 -30
S1021A4-6	50 -17
S1021A4-6	51 -38
S1021A4-6	53 -19
S1021A4-6	53 -21
S1021A4-6	53 -25B
S1021A4-6	54 -15
S1021A4-6	54 -17
S1021A4-6	54 -25
S1021A4-6	54 -28
S1021A4-6	54 -28A
S1021Z10-10	50 -32
S1021Z10-20	68 -37
S1021Z10-8	42 -30
S1021Z10-8	68 -21
S1021Z10-8	68 -47
S1021Z4-4	45 - 7
S1021Z4-4	46 - 6
S1021Z4-4	47 - 7
S1021Z4-4	49 -21
S1021Z4-4	50 -26
S1021Z4-4	97 -25
S1021Z4-4	102 - 4
S1021Z4-6	50 - 1
S1021Z4-6	50 -15
S1021Z4-6	50 -21
S1021Z4-6	50 -27
S1021Z4-6	50 -37
S1021Z4-6	51 - 5
S1021Z4-6	58 -97
S1021Z4-6C	50 -28
S1021Z4-6C	50 -29
S1021Z4-6C	50 -30
S1021Z4-6C	74 -23
S1021Z4-8	51 - 4
S1021Z4-8	97 - 4
S1021Z6-10	50 - 8
S1021Z6-12C	58 -92B
S1021Z6-4	16 -26A
S1021Z6-4	16 -28
S1021Z6-4	23 -41
S1021Z6-4	55 -34
S1021Z6-4	56 -10
S1021Z6-4	56 -10
S1021Z6-4	101 -10
S1021Z6-6	16 -26A
S1021Z6-6	16 -28
S1021Z6-6	17 -15
S1021Z6-6	42 -61
S1021Z6-6	45 -18
S1021Z6-6	46 -19
S1021Z6-6	47 -19
S1021Z6-6	51 - 8
S1021Z6-6	51 -22
S1021Z6-6	51 -27
S1021Z6-6	59 - 2
S1021Z6-6	74 -16
S1021Z6-6	85 - 5
S1021Z6-6	100 - 5
S1021Z6-6	101 -11
S1021Z6-8	51 -30
S1021Z6-8	51 -32
S1021Z6-8	59 - 6
S1021Z6-8	59 -14
S1021Z6-8	96 -45
S1021Z6-8	97 - 2
S1021Z6-8	97 -13
S1021Z6-8	99 - 4
S1021Z6-8	100 - 2
S1021Z6-8B	58 -35
S1021Z6-8B	58A-18
S1021Z8-10	73 -21

PART NUMBER	FIGURE AND INDEX NO.
S1021Z8-10	92 - 5
S1021Z8-10	97 - 6
S1021Z8-12	71 - 5
S1021Z8-12	71 -50
S1021Z8-12	71 -55
S1021Z8-5C	87 -69
S1021Z8-6	3 -16
S1021Z8-6	28 - 3
S1021Z8-6	28 - 6
S1021Z8-6	28 - 9
S1021Z8-6	36 -14
S1021Z8-6	51 -42
S1021Z8-6	57 - 9
S1021Z8-6	70 - 5
S1021Z8-6	73 - 2
S1021Z8-6	73 - 4
S1021Z8-6	87 -27
S1021Z8-6	87 -66
S1021Z8-6	88 -24
S1021Z8-6	97 -21
S1021Z8-6	100 - 1
S1021Z8-8	3 -17
S1021Z8-8	4 -11
S1021Z8-8	7 -11
S1021Z8-8	14 -39
S1021Z8-8	18 -24
S1021Z8-8	18 -47
S1021Z8-8	21 - 9
S1021Z8-8	45 -56
S1021Z8-8	47 -56
S1021Z8-8	50 -13
S1021Z8-8	70 - 3
S1021Z8-8	70 - 7
S1021Z8-8	75 -11
S1021Z8-8	75 -20
S1021Z8-8	84 - 1
S1021Z8-8	84 - 4
S1021Z8-8	84 -27
S1021Z8-8	85 -10
S1021Z8-8	87 - 2
S1021Z8-8	87 -16
S1021Z8-8	87 -20
S1021Z8-8	87 -27
S1021Z8-8	87 -63
S1021Z8-8C	90 - 7
S1021Z8-8C	90 -11
S1022A4-6	51 -23
S1022A4-6	51 -40
S1022Z6-108	58 -94
S1022Z8-6	3 -32
S1022Z8-8	3 -35
S1022Z8-8	3 -39
S1022Z8-8	73 -17
S1023A6-6C	73 -31
S1023A6-6C	87 -50
S1023A6-8B	58A-80
S1023A6-8B	58B- 2
S10268G	1 -18
S10268G10.90X	74 -29
S1047-1	1 -20
S1047-2	1 -20
S1050-1	1 -48
S1050-2	1 -48
S1050-3	1 -48
S1053E10T	1 -19
S1053E12T	1 -19
S1053E16T	74 -21
S1053E20T	1 -19
S1053E24T	1 -19
S1053E24T	68 -32
S1053E24T	73 -35
S1053E28T	1 -19
S1053E32T	1 -19
S1053E7T	1 -19

PART NUMBER	FIGURE AND INDEX NO.
S1053E8T	1 -19
S1053E8T	73 -19
S1053K10T	1 -19
S1053K12T	1 -19
S1053K16	68 -56
S1053K16T	74 -19
S1053K20T	1 -19
S1053K24T	1 -19
S1053K24T	74 -13
S1053K24W	1 -19
S1053K28W	1 -19
S1053K32T	1 -19
S1055-1	1 -21
S1055-1	22 -11
S1055-1	100 - 3
S1066C1	51 -40
S1067B1	58A-80
S1067B1	58B- 2
S1067C1	87 -51
S1071-1	1 -22
S1071-1	84 - 3
S1071-1	84 - 7
S1071-1	84 -11
S1071-1	84 -15
S1071-1	84 -20
S1071-1	84 -35
S1071-1	84 -37
S1071-1	84 -42
S1071-1	84 -43
S1071-1	84 -44
S1071-1	84 -50
S1071-3	1 -22
S1071-4	1 -22
S1071-4	36 -12
S1071-4	85 - 2
S1071-5	1 -22
S1078-1	1 - 7
S1078-1	3 -37
S1078-2	1 - 8
S1078-3	1 - 9
S1084-1	1 -23
S1084-1	49 -14
S1090-11	96 - 7
S1090-2	96 - 7
S1090-22	96 - 6
S1090-23	96 - 6
S1091-1	96 - 6
S1091-5	96 - 7
S1093-1	14 -41
S1095-1	28 - 2
S1095-2	28 - 5
S1095-4	28 - 8
S1095-5	28 - 8
S1095-5	96 -23
S1095-6	28 - 8
S1104-3	68 -49
S1106-3	13 -17
S1106-3	14 -13
S11065-21	38 -20
S1110ET	1 -24
S1110ET	74 -28
S1115-1	104 -16
S1115-19	65 -20
S1115-19	66 -20
S1115-19	67 -25
S1115-19	104 - 9
S1115-19	104 -12
S1115-29	65 -21
S1115-29	67 -23
S1115-29	98 - 9
S1115-30	104 -10
S1115-32	65 -19
S1115-32	65 -29
S1115-32	66 -19

PART NUMBER	FIGURE AND INDEX NO.
S1115-32	66 -28
S1115-32	67 -24
S1115-32	67 -33
S1115-35	65 -19
S1115-35	66 -19
S1115-35	67 -24
S1115-9	65 -19
S1115-9	65 -29
S1115-9	66 -19
S1115-9	66 -28
S1115-9	67 -24
S1115-9	67 -33
S1115-9	104 -10
S1115-9	104 -16
S1116-1	1 -43
S1117-24	42 -21
S1130-1	84 - 5
S1130-1	84 - 8
S1130-1	84 -12
S1130-1	84 -16
S1130-1	84 -21
S1130-1	84 -36
S1130-1	84 -38
S1130-1	84 -45
S1130-1	84 -51
S1131-1	84 - 5
S1131-1	84 - 8
S1131-1	84 -12
S1131-1	84 -16
S1131-1	84 -21
S1131-1	84 -36
S1131-1	84 -38
S1131-1	84 -45
S1131-1	84 -51
S1132-1	84 - 2
S1132-1	84 - 6
S1133-1	84 - 9
S1133-1	84 -13
S1133-1	84 -17
S1133-1	84 -49
S1135-1	84 -22
S1135-1	84 -41
S1138-1	84 -47
S1139-1	84 -14
S1139-1	84 -18
S1139-1	84 -40
S1139-1	84 -48
S1153-1	75 -20
S1154-1	87 -27
S1155-2	87 -63
S1155-3	103 -13
S1161-1	33 - 7
S1166-1	32 -18
S1167-3-0085	75 -23
S1167-6-C260	68 -24
S1167-6-0210	68 -26
S1167-8	87 -60
S1167C3-0100	75 -22
S1209-1	32 -77
S1216-4	58 -72
S1216-4	58A-69
S1230-15	58 -75
S1230-15	58A-66
S1234-12	58 -73
S1234-12	58A-68
S1236-3-0184	68 -21
S1239-47	58 -70
S1239-47	58A-72
S1239-48	58 -69
S1239-48	58A-73
S1239-48	74 - 9
S1258-1	84 -24
S1273-1	51 -18
S1291-10	32 -57

PART NUMBER	FIGURE AND INDEX NO.	PART NUMBER	FIGURE AND INDEX NO.	PART NUMBER	FIGURE AND INDEX NO.
S1291-8	7 -13	S1450-309-032	42 -57	S1635-1	1 -35
S1291-8	7 -24	S1450-4-10-032	56 -19	S1635-2	1 -35
S1311-3	58 -46	S1450-4A11-.063	60 -33	S1635-3	1 -35
S1311-3	58A-46	S1450-4H12-050	63 - 5	S1636-1	1 -36
S1311-3	92 - 1	S1450-5-12-035	37 -30	S1636-2	1 -36
S1320-5	58 -62	S1450-5-14-063	60 -10	S1636-3	1 -36
S1320-5	58A-37	S1450-5A15-050	37 -25A	S1637-1	1 -37
S1346-1	1 -25	S1450-5A20-063	18 - 5	S1637-2	1 -38
S1346-1	45 - 5	S1450-5A20-080	18 - 5	S1638-1	1 -39
S1346-1	46 - 7	S1450-5A20-100	18 - 5	S1638-1	101 - 8
S1346-1	47 - 5	S1450-5A24-040	60 -53	S1638-1	101 -15
S1356	1 -44	S1450-5A24-040	73 -16	S1638-2	1 -40
S1357-3	60 -22	S1450-6-14-080	96 -29	S1638-2	101 -13
S1359-8	49 - 7	S1483-1	47 -41	S1638-2	101 -19
S1360-10L	58 -85	S1483-2	45 -41	S1640-12	1 -41
S1360-10L	58 -88	S1485D2	90 - 7	S1640-15	1 -41
S1360-10L	58 -89	S1485D2	90 -11	S1640-6	1 -41
S1360-10L	58 -90	S1485D2L	87 -69	S1640-9	1 -41
S1360-10L	58A-63	S1485D3U	68 -47	S1641-12	1 -42
S1360-10L	58A-64	S148526L	42 -29	S1641-15	1 -42
S1360-10L	58A-65	S1486DG6U	75 -11	S1641-6	1 -42
S1360-15L	58 -87	S1486DG6U	87 - 2	S1641-9	1 -42
S1360-15L	58A-59	S1486DG6U	87 -16	S1660-1	96 - 3
S1360-20L	58 -90A	S1486DG6U	87 -20	S1660-1	96 -14
S1360-5L	58 -84	S1486DG6U	87 -27	S1661-2	58 -72
S1360-5L	58 -86	S1494-16	91 -36	S1661-2	58A-68
S1360-5L	58 -90C	S1494-8	36 -16	S1674-1	76 -15
S1360-5L	58A-57	S1494-8	85 - 3	S1675-1	76 -16
S1360-5L	58A-58	S1494-9	91 -20	S1704-1	54 -89
S1360-5L	58A-60	S1495-10	1 -33	S1710-1	75 -46
S1360-5L	58A-61	S1495-10	78 -24	S1711-1	68 -80
S1360-5L	58A-62	S1495-10	78 -48	S1713-1	2 -28
S1362-2	45 -64	S1495-10	91 -35	S1714-1	2 -27
S1362-2	46 -50	S1495-12	68 -41	S1728-1	73 -26
S1362-2	47 -64	S1495-4	1 -33	S1740-6	58A-74
S1362-24	45 -65	S1495-4	91 -14	S1746AA-5	61 -18
S1362-24	46 -51	S1495-4	91 -15	S1746AA13	61 -11
S1362-24	47 -65	S1495-6	1 -33	S1746B-5	61 -18
S1362-25	45 -62	S1495-6	87 - 4	S1746BB-5	61 -18
S1362-25	46 -48	S1495-6	87 - 4	S1746BB13	61 -11
S1362-25	47 -62	S1495-6	87 - 6	S1746B13	61 -11
S1366-1	1 -26	S1495-6	91 -10	S1746B5	61 -18
S1366-2	1 -26	S1495-6	91 -11	S1746CC-5	61 -18
S1366-3	1 -26	S1495-6	91 -12	S1746CC13	61 -11
S1378-1	1 -27	S1495-6	91 -13	S1746CC5	61 -18
S1378-2	1 -27	S1495-6	91 -30	S1746DD-5	61 -18
S1389-1	1 -28	S1495-8	1 -33	S1746DD13	61 -11
S1389-1	31 - 4	S1497-4	91 -17	S1746EE5	61 -18
S1389-2	1 -28	S1497-6	91 -16	S1746FF5	61 -18
S1389-2	31 - 6	S1501-1	97 -16A	S1746GG5	61 -18
S1389-3	1 -28	S1501-1	102 - 2	S1746HH5	61 -18
S1389-4	1 -28	S1517-8	68 -44	S1746T-5	61 -18
S1389-4	31 - 2	S1558-1	58 -62	S1746T13	61 -11
S1389-5	1 -28	S1558-1	58 -64	S1771-1	58 -72
S1389-6	1 -28	S1558-1	58A-44	S1771-1	58A-69
S1389-7	1 -28	S1573-3	88 - 4	S1776-1	23 -50
S1397-6	2 -18	S1579-1	96 - 3	S1807-1	96 -16
S1398-1	1 -29	S1588-1	10 -17	S1807-1	96 -19
S1398-2	1 -30	S1588-1	11 -17	S1807-2	96 - 4
S1413N2	58 -37	S1590-4A	23 -58	S1809-1	62 - 2
S1413N2	58A-35	S1596-60L	58 -90B	S1819-3	14 -13
S1415-1	1 -31	S1596-60L	58A-56	S1823-3	37 -13
S1415-1	18 -30	S1597-1-37.5	68 -53	S1824-1	58 -82
S1426-2	62 - 3	S1597-1-37.5	96 -30	S1831-1	97 -15
S1438-2	76 -29	S1605-10	58A-38	S1834-1	73 -10
S1438-2	96 - 8	S1605-10	68 -34	S1834-2	73 -13
S1441-1	1 -32	S1605-8	58 -50	S1839-1	32 -22
S1441-1	36 - 5	S1605-8	68 -34	S1839-2	32 -20
S1441-1	36 - 6	S1611-1	1 -34	S1839-3	32 -21
S1441-1	51 -21	S1613-3-75	42 -40	S1843-1	58 -91A
S1441-2	1 -32	S1613-3-75	45 -45	S1843-1	58A-49
S1441-3	1 -32	S1613-3-75	47 -45	S1853-1	68 -72
S1450-10-15-063	42 - 4	S1614	1 -45	S1860-2A	7 -12
S1450-3A14-.050	60 -37	S1628-329	38 -22	S1862-1A	16 -20

PART NUMBER	FIGURE AND INDEX NO.
S1862-1A	17 -16
S1862-1A	59 - 4
S1862-2	7 -12
S1862-2	23 -55
S1863-2A	32 -98A
S1863-2A	59 - 3
S1863-3	5 - 5
S1863-3	6 - 5
S1863-3	7 - 4
S1863-3	16 - 7
S1863-3	16 - 9
S1863-3	22 -45
S1863-3	23 -56
S1863-3	24 -30
S1863-3	97 -18
S1863-3A	23 -57
S1863-3A	27 -35
S1863-3A	32 -98
S1863-4	27 -34
S1876-1	97 -23
S1876-1	102 - 9
S1876-3	102 -10
S1878-1	34 -16
S1878-1	51 -28
S1878-1	51 -34
S1891-6	87 - 5
S1891-6	87 - 7
S1894-1	588- 7
S1895-1	59 - 5
S1898-2	50 - 3
S1914-11	56 - 7
S1914-8	53 - 9
S1914-8	53 -40
S1914-8	54 -92
S1917-1	96 -46
S1933-1	45 - 3
S1933-1	46 - 3
S1933-1	47 - 3
S1938-1	18 -48
S1948-2	50 -18
S1948-2	50 -19
S1948-2	50 -31
S1948-2-1	1 -47
S1948-2-10	1 -47
S1948-2-11	1 -47
S1948-2-12	1 -47
S1948-2-13	1 -47
S1948-2-14	1 -47
S1948-2-15	1 -47
S1948-2-16	1 -47
S1948-2-17	1 -47
S1948-2-18	1 -47
S1948-2-19	1 -47
S1948-2-2	1 -47
S1948-2-20	1 -47
S1948-2-3	1 -47
S1948-2-4	1 -47
S1948-2-5	1 -47
S1948-2-6	1 -47
S1948-2-7	1 -47
S1948-2-8	1 -47
S1948-2-9	1 -47
S1949-1	90 -12
S1951-4T	68 -89
S1957-2	51 -13
S1959-1	103 - 9
S1959-2	103 -14
S1981-5	58 -71
S1981-5	58A-71
S1981-5	84 -34
S1982-1	58 -66
S1985-1	78 -54
S1991-1	96 -18
S1994-1-1	58 -91

PART NUMBER	FIGURE AND INDEX NO.
S1994-1-1	58A-49
S1995-4	58 -91B
S1995-4	58A-70
S1997-6G10	78 - 7
S2013-2	54 -43
S2013-2	54 -68
S2014-2	54 -43
S2014-2	54 -68
S202RB	1 -16
S202RB	35 -12
S202RB	3 -33
S202VW	1 -16
S2024-1	73 - 9
S2091-5	58 -91B
S2091-5	58A-69
S2092-1	1 -49
S2092-1	51 -23
S2092-1	51 -24
S2092-1	51 -38
S2092-1	51 -40
S2092-2	1 -50
S2092-2	51 -24
S2092-2	58A-21
S2092-3	1 -49
S2092-3	58 -19
S2092-3	58 -23
S2092-3	58A-15
S2092-30	1 -50
S2092-31	1 -49
S2092-4	1 -50
S2092-4	58 -21
S2092-4	58 -30
S2092-4	58A-10
S2092-4	58A-16
S2092-4	58A-23
S2092-4	58B- 3
S2092-4	58B- 5
S2093-2	96 -29
S2106-2	12 - 2
S2107-1	12 - 1
S2108-1	45 -48A
S2108-1	47 -48A
S2114-2	96 -29
S2114-2	96 -29
S2122-1	58 -90B
S2122-1	58A-65
S2127-1	6 -11
S2127-1	6 -12
S2135-1	58 -65
S2135-1	58A-76
S2138-1	42 - 3
S2160-1	58 -79
S2160-1	58 -80
S2160-1	58 -81
S2160-1	58 -82
S2160-1	58A-51
S2160-1	58A-52
S2160-1	58A-53
S2160-1	58A-54
S2160-4	58 -78
S2160-4	58A-55
S2160-5	58 -78
S2161-1	58 -82
S2161-1	58A-54
S2161-2	58 -83
S2161-2	58A-55
S2191-8-4	37 -41
S2191-8-4	42 -24
S2195-2	45 -48A
S2195-2	47 -48A
S2195-2	50 - 7
S2198-3	74 -26
S2199-7	61 -31
S2199-8	61 -31

PART NUMBER	FIGURE AND INDEX NO.
S2209-1	91 -22
S2209-1	91 -31
S2209-2	96 -16
S2209-3	91 -24
S2234-1	58A-29
S2240AA103	61 - 1
S2240AA108	61 -11
S2240AA201	61 -25
S2240BB103	61 - 1
S2240BB108	61 -11
S2240BB201	61 -25
S2240B103	61 - 1
S2240B103	61 - 1
S2240B108	61 -11
S2240B108	61 -11
S2240B201	61 -25
S2240B201	61 -25
S2240CC103	61 - 1
S2240CC103	61 - 1
S2240CC108	61 -11
S2240CC108	61 -11
S2240CC201	61 -25
S2240CC201	61 -25
S2240CC201	61 -25
S2240DD103	61 - 1
S2240DD108	61 -11
S2240DD201	61 -25
S2240EE103	61 - 1
S2240EE108	61 -11
S2240EE201	61 -25
S2240FF103	61 - 1
S2240FF108	61 -11
S2240FF201	61 -25
S2240GG103	61 - 1
S2240GG108	61 -11
S2240GG201	61 -25
S2240HH103	61 - 1
S2240HH108	61 -11
S2240HH201	61 -25
S2240T103	61 - 1
S2240T108	61 -11
S2240T201	61 -25
S225-1	3 -17A
S225-1	21 - 7
S225-3	14 -38
S226-3	22 -35
S237-2	7 -14
S237-2	7 -14
S237-2	9 - 8
S237-2	32 -97A
S237-4	14 -36
S272-207	87 -44
S272-209	89 -11
S272-215	89 -14
S29001032	73 -82
S2900832	3 -35
S2900832	3 -40
S292-1	1 -17
S292-11	1 -17
S292-12	1 -17
S292-12	87 -21
S292-14	1 -17
S292-16	1 -17
S292-2	1 -17
S292-28	1 -17
S292-3	1 -17
S292-4	1 -17
S292-5	1 -17
S292-6	1 -17
S292-8	1 -17
S327-2	23 -20
S329	3 -16
S330-2	9 -10
S338-7	30 -14
S339-P2	30 -14

PART NUMBER	FIGURE AND INDEX NO.	PART NUMBER	FIGURE AND INDEX NO.	PART NUMBER	FIGURE AND INDEX NO.
S350	10 -16	0411185-5	47 -48B	0413531-59	□ 58 -24
S350	11 -17	0411185-6	45 -48B	0414013-12	□ 97 - 7
S351	68 -50	0411185-6	47 -48B	0414013-13	□ 97 - 1
S354-3	28 -10	0411185-7	45 -48B	0414013-15	□ 97 - 7
S372-2	24 -56	0411185-7	47 -48B	0414013-19	□ 97 - 1
S378-1	81 -11	0411221-2	78 -29	0414013-4	97 - 8
S378-1	94 -12	0411257	78 -24	0414014-1	22 -11
S378-1L	75 -55	0411257	78 -48	0414014-2	22 -11
S378-1L	81 -15	0411306-13	76 -19	041403-17	□ 97 - 1
S378-1L	82 -10	0411306-14	76 -18	0415010-1	61 -29
S378-2	82 - 5	0411307	76 - 8	0415023-1	□ 50 - 5A
S378-3	80 -17	0411307	76 -34	0415023-3	□ 50 - 4A
S378-3L	79 -38	0411420	26 - 7	0415023-3	□ 102 - 1A
S378-3L	80 -18	0411420	81 - 9	0417010-2	48 - 1
S378-3L	80 -22	0411523	81 -26	0422130	87 -11
S378-3L	83 -19	0411524	81 -28	0422229-16	8 -22
S378-3L	83A-18	0411562	76 -22	0422280	13 - 7
S378-3L	83A-22	0411563	76 -37	0422280	79 -51
S378-4	78 -10	0411564	76 -30	0422291	7 - 3
S378-4	79 - 3	0411564-3	76 -31	0422292	7 - 8
S378-4	79 - 8	0411565	76 -21	0422292	85 - 7
S378-4	79 -13	0411573-1	76 -38	0422344	23 -54
S378-4	79 -17	0411579-3	45 -15	0422344	35 -16
S378-4	79 -21	0411579-3	46 -15	0422406-1	8 -19
S378-4	79 -26	0411579-3	47 -15	0422406-2	8 -19
S378-4	83 -14	0411680	32 -40	0422411-1	8 -18
S378-4	83A-26	0411778-2	76 -27	0422411-2	8 -18
S394	79 -31	0411778-3	76 - 4	0422412-1	8 -15
S51-10	1 -15	0411783	75 -48	0422412-2	8 -15
S51-12	1 -15	0411897-3	58A-47	0422414-1	8 -17
S51-16	1 -15	0412007-1	96 - 2	0422414-2	8 -17
S51-32	1 -15	0412007-8	68 -12	0423016-1	79 -41A
S51-4	1 -15	0412467	32 -94A	0426011-4	4 - 7
S51-6	1 -15	0412467	35 - 6	0426011-4	4 - 8
S51-8	1 -15	0412496	24 - 9	0426011-4	10 - 9
U3L-3-D9	82 -42	0413028-10	85 - 8	0426011-4	11 -15
XH99608F1099	51 -17	0413028-9	85 - 9	0426011-5	4 - 5
01	60 - 4	0413138	97 -24	0426013-1	10 -22
0310196-12	76 - 6	0413140-5	97 -29	0426013-1	11 - 5
0310196-12	93 -14	0413141-1	97 -11	0426013-2	4 - 5
0310196-5	76 - 7	0413163-18	73 - 7	0426015-1	10 - 7
0310196-5	93 -15	0413163-207	73 - 3	0426015-1	11 -13
0310295	19 - 2	0413163-43	73 - 8	0426209-3	5 -43
0310297-1	19 - 3	0413163-7	73 - 6	0426209-3	6 -43
0310298-1	19 - 4	0413213-23	78 -50	0432123	18 -31
0310332	19 - 7	0413216-6	78 -53	0432126	18 -43
0310362-5	19 -13	0413228	73 -15	0432134-1	81 - 3
0310422-1	19 - 9	0413233	73 - 1	0432138-16	81 -10
0311319-1	32 -67	0413247	10 -17	0432138-6	81 -30
0311319-1	49 -19	0413247	11 -17	0432155	18 -23
0311319-2	32 -68	0413247	58 -22	0433007	17 -18
0311623-1	49 -20	0413247-0	58A-15	0442017-7	38 -10
0320E2D-ENPL4090	68 - 1	0413307-18	36 -11	0442506-1	38 -28
0334128-3	20 -53	0413307-21	36 - 3	0442506-2	38 -45
0400123-1	50 -32	0413307-6	36 - 8	0442506-8	38 -42
0400210-2	2 -12	0413307-7	36 - 9	0442506-9	38 -44
0400210-2	58 -95A	0413354-1	36 - 7	0442512-1	41 - 1
0400213-4	2 -24	0413372-5	78 -42	0450227-12	71 -71
0400213-5	2 -25	0413483-1	85 - 1	0450227-15	71 -72
0405031-1	2 -29	0413484-13	□ 102 - 1	0450286	23 -48
0405031-2	2 -30	0413484-18	□ 50 - 4	0450286	27 - 8
0405031-3	2 -31	0413484-19	□ 102 - 1	0450311-13	68 -47
0405031-4	2 -32	0413484-22	□ 50 - 4	0450311-3	88 -25
0405037-1	2 -34	0413485-2	85 - 8	0450311-5	68 -85
0405037-2	2 -34	0413495-1	97 -26	0450311-5	73 -38
0405037-3	2 -35	0413495-2	97 -27	0450311-5	74 -10
0405037-4	2 -35	0413495-3	97 -28	0450314	7 -10
0411030-5	51 - 4	0413517-12	60 -41	0453003-1	27 - 9
0411030-6	51 - 3	0413517-13	60 -40	0453003-12	27 - 9A
0411129	24 - 5	0413522-2	58 -19	0453003-14	27 -10
0411174-3	22 -11	0413522-2	58A-10	0453003-9	27 -10
0411185-4	45 -48B	0413523-4	58 -22	0453003-9	27 -10
0411185-4	47 -48B	0413523-4	58A-15	0500044-10	27 -12
0411185-5	45 -48B	0413530-1	31 - 7	0500044-12	95 -10



PART NUMBER	FIGURE AND INDEX NO.
0500044-13	95 - 2
0500044-14	95 - 2
0500044-15	95 - 4
0500044-16	95 - 4
0500044-17	95 - 3
0500044-18	95 - 3
0500044-19	95 - 5
0500044-20	95 - 6
0500044-21	95 - 5
0500044-23	27 -13
0500044-24	95 -17
0500044-25	95 -17
0500044-29	93 - 1
0500044-3	95 - 9
0500044-30	93 - 2
0500044-31	93 - 3
0500044-32	93 - 4
0500044-33	93 - 5
0500044-34	93 - 6
0500044-35	27 -14
0500044-37	27 - 9A
0500044-38	27 - 9A
0500044-4	95 - 9
0500044-5	95 - 8
0500044-6	95 - 1
0500044-7	95 - 7
0500044-8	95 - 7
0500044-9	27 -11
0500062-PA11	96 -10
0500062-PA18	96 -20
0500062-PA23	96 -11
0500062-PC7	96 -17
0500062-PC7	104 - 8
0500062DA10	96 -12
0500106-83	87 -12
0500118-102	87 -65
0500118-109	87 -62
0500118-110	87 -63
0500118-116	87 -18
0500118-117	87 -19
0500118-123	87 - 9
0500118-124	87 - 8
0500118-126	42 -27
0500118-126	75 - 1
0500118-127	42 -27
0500118-127	75 - 2
0500118-128	75 - 4
0500118-129	75 - 5
0500118-155	87 -29
0500118-29	87 -25
0500118-30	87 -26
0500118-33	87 -28
0500118-70	68 -35
0500118-74	87 -54
0500118-75	87 -52
0500118-78	87 -71
0500118-86	75 -11
0500118-87	75 - 9
0500118-88	75 -12
0500118-89	75 -15
0500118-90	75 -14
0500118-95	87 -59
0500118-96	58 -61
0500118-96	68 -81
0500118-99	87 -66
0500210-108	50 - 9
0500210-131	50 -11
0500210-135	50 -19
0500210-44	50 -20
0500210-48	50 -33
0500210-49	50 -34
0500210-5	49 -16
0500210-76	51 -35
0500210-95	51 -15

PART NUMBER	FIGURE AND INDEX NO.
0500210-97	51 -14
0500210-99	51 -16
0500228-2	60 - 7
0500228-3	60 -11
0500228-5	60 - 9
0500229-2	32 -72
0500233-14	51 -33
0500242-2	87 -45
0500276-1	63 - 4
0500276-2	63 - 4
0500278-1	93 -16
0500310-1	60 -35
0500312-2	60 -32
0500313-1	60 -34
0500403-1	51 -26
0501019-1	60 -19
0501022-1	60 -20
0501030-1	73 -17
0501046-3	29 -20
0501046-4	61 -35
0505006-1	2 -17
0505009-3	2 -13
0505009-3	58 -96
0505009-3	72 - 5
0505011-1	2 - 6
0505038-1	2 -45
0505038-2	2 -45
0505038-3	2 -46
0505042-2	58 -95
0505043-1	2 -16
0505044-3	2 -33
0505044-4	2 -33
0505049-3	2 -21
0505051-1	2 -36
0505051-2	2 -37
0505051-3	2 -38
0505051-4	2 -39
0505051-6	2 -40
0505051-7	2 -36
0505051-8	2 -37
0505053-1	2 - 1A
0505053-16	2 - 3A
0505053-17	2 - 3A
0505053-18	2 - 3A
0505053-2	2 - 1A
0505053-3	2 - 1A
0505053-4	2 - 2A
0505053-5	2 - 2A
0505053-6	2 - 2A
0505053-7	2 - 2A
0505053-8	2 - 2A
0505053-9	2 - 2A
0505057-2	2 -41
0505057-3	2 -42
0505057-4	2 -43
0505057-5	2 -44
0505057-8	2 -41
0510105-113	79 - 2
0510105-13	79 - 2
0510105-144	81 -21
0510105-145	81 -22
0510105-193	82 - 1
0510105-194	82 - 2
0510105-205	83 - 1
0510105-206	83 - 2
0510105-207	83 - 6
0510105-208	80 - 7
0510105-209	80 -11
0510105-210	80 -12
0510105-213	78 -32
0510105-214	78 -38
0510105-215	78 -37
0510105-216	78 -41
0510105-220	81 -19

PART NUMBER	FIGURE AND INDEX NO.
0510105-221	81 -20
0510105-224	79 - 1
0510105-232	75 -45
0510105-238	83A- 2
0510105-239	83A- 1
0510105-241	78 -32
0510105-242	78 -38
0510105-243	78 -37
0510105-244	78 -41
0510105-305	83 - 1
0510105-306	83 - 2
0510105-307	83 - 6
0510105-308	80 - 7
0510105-309	80 -11
0510105-310	80 -12
0510105-313	78 -32
0510105-314	78 -38
0510105-315	78 -37
0510105-316	78 -41
0510105-320	81 -19
0510105-321	81 -20
0510105-324	79 - 1
0510105-334	94 - 7
0510105-338	83A- 2
0510105-339	83A- 1
0510105-341	78 -32
0510105-342	78 -38
0510105-343	78 -37
0510105-344	78 -41
0510105-44	81 -21
0510105-45	81 -22
0510105-93	82 - 1
0510105-94	82 - 2
0510110	24 -36
0510128	25 -13
0510161-12	80 - 3
0510164	32 -94
0510195-1	82 -29
0510201-5	22 -34
0510205-10	61 - 6
0510205-9	61 - 6
0510211-1	61 - 9
0510212-1	32 -23
0510212-1	32 -70
0511000-22	22 -18
0511000-23	22 -18
0511000-6	22 -17
0511000-7	22 -17
0511000-73	22 -19
0511000-74	22 -19
0511000-75	22 -13
0511033-30	50 -28
0511033-7	50 -30
0511037-1	22 -42
0511037-2	22 -14
0511116-12	22 -20
0511116-13	22 -21
0511150	22 -44
0511150-1	22 -44
0511162-9	24 - 1
0511165	60 -13
0511237-1	45 -11
0511237-2	46 -12
0511237-2	47 -12
0511238-1	45 -12
0511238-2	46 -11
0511238-2	47 -11
0511239-1	45 -14
0511239-2	46 -14
0511239-2	47 -14
0511239-3	45 -14
0511239-4	46 -14
0511239-4	47 -14
0511242-1	53 - 1

PART NUMBER	FIGURE AND INDEX NO.
0511242-1	54 - 1
0511243-4	22 -25
0511243-5	22 -24
0511243-6	22 -23
0511252-1	26 - 9
0511253-1	87 -33
0511254-1	22 -37
0511258-1	48 - 7
0511260-3	48 -17
0511260-4	48 -17
0511261-2	48 -16
0511261-3	48 -14
0511261-4	48 - 5
0511261-5	48 - 6
0511262-1	32 - 2
0511262-2	32 - 2
0511264-1	48 -10
0511266-1	48 -11
0511280-1	45 -10
0511280-2	46 -10
0511280-2	47 -10
0511280-3	45 -13
0511280-4	46 -13
0511280-4	47 -13
0511291-1	22 -22
0511291-2	22 -22
0511292-3	22 -43
0511295-3	22 -38
0511319-201	96 - 1
0511461-1	45 - 8
0511461-1	46 - 8
0511461-1	47 - 8
0511463-1	45 - 6
0511463-1	46 - 5
0511463-1	47 - 6
0511464-1	45 - 9
0511464-1	46 - 9
0511464-1	47 - 9
0511469-1	45 -10
0511469-2	46 -10
0511469-2	47 -10
0511479-2	22 -27
0511480-12	22 -26
0511480-13	22 -22
0511484-2	22 - 6
0511486-1	22 -42
0511486-2	22 -42
0511486-5	22 -39
0511493-1	24 -55
0511496-1	24 -47
0511497-5	22 -28
0511498-1	22 -29
0511499-1	22 -30
0511777-1	30 - 1
0511782-17	78 - 9
0511783-1	78 -12
0511784-1	78 -14
0511785-1	78 -25
0511786-1	78 -19
0511786-2	78 -22
0511787-1	78 -15
0511788-1	78 -26
0511789-1	78 -31
0511794-3	30 -
0511795-1	30 - 2
0511795-2	30 - 4
0511795-3	30 - 3
0511796-13	30 -11
0511796-14	30 -13
0511796-9	30 -12
0511797-2	22 -11
0511798-3	22 - 7
0511798-4	22 - 8
0511799-3	22 - 9

PART NUMBER	FIGURE AND INDEX NO.
0511800-5	22 - 4
0511801-4	22 - 3
0511803-23	45 - 4
0511803-24	46 - 4
0511803-26	47 - 4
0511803-41	45 - 4
0511803-42	46 - 4
0511806-1	94 -15
0511806-2	94 -13
0511806-3	94 -16
0511806-4	94 -14
0511807-1	30 -15
0511808-1	30 -16
0512001-10	35 -10
0512001-7	35 - 7
0512001-8	35 - 8
0512001-9	35 - 9
0512006-1	87 - 2
0512008-4	35 -14
0512008-9	35 -
0512009-10	35 -15
0512010-19	32 -82
0512010-21	32 -83
0512010-24	32 -80
0512010-3	32 -78
0512010-4	32 -81
0512011-1	32 -92A
0512012-2	32 -92
0512013-1	32 -96
0512014-2	32 -96A
0512015-1	32 -93A
0512015-11	32 -85
0512015-2	32 -83
0512015-3	32 -86
0512015-4	32 -87
0512015-7	32 -84
0512015-8	32 -84
0512016-3	32 -91A
0512016-5	32 -90
0512016-7	32 -91A
0512017-1	32 -88
0512019-1	32 -93
0512020-3	32 -58
0512020-4	32 -59
0512021-3	32 -24
0512021-4	32 -26
0512022-1	32 -29
0512022-3	32 -30
0512023-1	32 -32
0512023-2	32 -33
0512023-4	32 -35
0512023-5	32 -34
0512025-1	29 - 4
0512026-13	32 -36
0512026-16	32 -36
0512027-1	21 - 4
0512027-2	21 - 5
0512028-1	32 -37
0512028-2	32 -38
0512029-1	32 -38
0512029-2	32 -40
0512029-3	32 -41
0512029-4	32 -42
0512029-5	32 -43
0512029-6	32 -43
0512030-25	32 -19
0512031-9	55 - 7
0512032-4	32 -44
0512034-11	32 -73
0512034-13	32 -73
0512034-42	32 -75
0512037-3	32 -47
0512037-4	32 -48
0512037-5	32 -45

PART NUMBER	FIGURE AND INDEX NO.
0512037-6	32 -46
0512037-7	32 -47
0512039-12	32 -70
0512039-4	32 -70
0512039-7	32 -68
0512039-8	32 -69
0512040-1	32 -54
0512040-2	32 -55
0512040-4	32 -56
0512041-4	32 -99
0512041-5	32 -99
0512045-3	32 -95A
0512058-1	22 -40
0512058-2	22 -41
0512059-1	32 -97
0512060-1	32 -89
0512064-1	32 -57
0512065-1	32 -77A
0512065-2	32 -76
0512065-3	32 -23
0512065-4	32 -76
0512065-5	32 -23
0512066-1	32 -64
0512100-11	32 - 8
0512100-12	32 - 9
0512100-13	32 -14
0512100-14	32 -15
0512100-19	32 -10
0512100-20	32 -11
0512100-26	32 - 7
0512100-7	32 -12
0512100-8	32 -13
0512100-9	32 -19
0512107-13	32 -74
0512122	29 - 9
0512123	3 - 7
0512124-15	30 - 7
0512124-78	29 - 5
0512124-79	29 -13
0512124-80	29 -14
0512132-15	30 -18
0512132-17	30 -19
0512132-4	30 -18
0512132-4	30 -20
0512132-5	30 -21
0512134-2	30 -24
0512134-3	30 -24
0512135	79 -19
0512136	79 -33
0512137	29 -16
0512138	79 -36
0512139-2	29 -15
0512139-3	29 -15
0512143	35 - 3
0512143-1	35 - 4
0512146	21 - 6
0512146-1	21 - 6
0512156	35 -11
0512157-2	35 - 2
0512157-6	35 - 1
0512159-3	35 -13
0512160-2	32 -95
0512160-3	32 -91
0512160-5	35 - 5
0512165-1	35 -13
0512169-3	61 -23
0512169-4	61 -23
0512172-1	82 -15
0512172-2	82 -16
0512176-1	32 -52
0512176-2	32 -53
0512177-1	32 -50
0512177-2	32 -51
0512178-1	32 -52

PART NUMBER	FIGURE AND INDEX NO.
0512178-2	32 -53
0512180-5	32 -16
0512180-6	32 -17
0512180-7	32 -16
0512180-8	32 -17
0512181-1	32 -25
0512181-2	32 -25
0512183-1	29 -17
0512183-2	29 -18
0512184-1	21 -13
0512184-2	21 -14
0512185-1	21 -15
0512186-12	29 - 3
0512186-13	29 - 2
0512186-14	29 -
0512186-5	29 - 1
0512186-6	29 - 2
0512187-1	30 -22
0512187-2	30 -23
0512188-1	32 -27
0512188-2	32 -27
0512189-3	32 -49
0512190-1	32 -39
0512192-1	32 - 4
0512193-1	34 - 1
0512193-10	34 -12
0512193-3	34 - 9
0512193-5	34 -10
0512193-6	34 -11
0512194-1	34 - 6
0512194-2	34 - 7
0512194-4	34 - 8
0512194-6	34 - 5
0512195-6	34 -13
0512195-8	34 -15
0512198-1	32 -36
0512198-2	32 -36A
0512199-1	32 -62
0512199-2	32 -62
0512200-1	49 - 2A
0512201-1	32 -47A
0513000-10	23 -17
0513000-9	23 -18
0513003-24	95 -18
0513006-110	24 -13
0513006-111	24 -23
0513006-145	24 -41
0513006-148	24 -22
0513006-149	24 -12
0513006-22	24 -26
0513006-25	24 -18
0513006-26	24 -28
0513006-42	24 -15
0513006-43	24 -25
0513006-8	24 -16
0513007-29	24 -20
0513007-30	24 -31
0513007-31	24 -11
0513007-32	24 -21
0513007-35	24 -11
0513007-36	24 -21
0513011-11	36 -
0513038-7	23 -23
0513038-8	23 -23
0513052-16	58 -66
0513052-3	58A-74
0513053-1	23 -21
0513053-4	23 -21
0513054-4	23 -22
0513057-1	51 -31
0513057-2	51 -31
0513058-1	51 -30
0513058-2	51 -30
0513063-1	24 -57

PART NUMBER	FIGURE AND INDEX NO.
0513065-5	57 -17
0513065-6	57 -17
0513066-1	58 - 9
0513066-3	58 -13
0513067-2	58 - 7
0513068-1	58 - 2
0513068-1	58A- 2
0513068-2	58 - 3
0513068-2	58A- 3
0513069-5	58 - 4
0513070-10	58 - 1
0513071-11	58 -22
0513072-3	58 -26
0513076-43	58 -77
0513077-28	58 -33
0513077-8	58 -31
0513078-1	58 -16
0513084-1	58A-15
0513085-1	59 -13
0513085-12	59 -16
0513085-2	59 -17
0513085-3	59 -15
0513087-1	58A- 6
0513087-2	58A- 8
0513087-3	58A- 7
0513088-1	58A- 1
0513088-7	58A- 4
0513088-9	58A- 5
0513089-1	23 -35
0513090-1	58A-48
0513092-1	58A-77
0513092-2	58A-78
0513093-1	58A-23
0513093-2	58A-16
0513093-5	58A-17
0513094-3	58B- 3
0513094-5	58B- 5
0513095-1	58A-21
0513095-15	58A-22
0513096-1	23 -62
0513100-1	27 -30
0513109-10	27 -19
0513109-11	27 -15
0513109-12	27 -16
0513109-15	27 -20
0513109-21	50 -29
0513109-23	27 -21
0513109-24	27 -20
0513109-29	27 -22
0513109-4	27 - 2
0513109-50	27 -24
0513109-56	27 -23
0513109-64	27 - 5
0513109-69	27 -26
0513109-7	27 -15
0513109-70	27 -27
0513109-72	27 -25
0513109-8	27 -17
0513109-9	27 -18
0513120-1	87 -44
0513120-2	89 -15
0513120-3	89 -17
0513120-4	89 -13
0513120-8	89 -
0513122	89 - 1
0513123	89 - 6
0513124-3	87 -35
0513125	89 - 3
0513126-1	89 - 8
0513129	87 -76
0513132-1	23 -27
0513132-2	23 -27
0513132-3	23 -28
0513132-4	23 -28

PART NUMBER	FIGURE AND INDEX NO.
0513137-1	23 -36
0513137-2	23 -36
0513193-3	95 -21
0513208-1	97 -20
0513208-1	100 - 5
0513230-12	31 - 1
0513230-14	31 - 1
0513230-18	31 - 5
0513235-1	23 -22
0513238-1	74 -15
0513251-1	78 - 6
0513253-1	36 - 1
0513260-4	78 -51
0513260-5	78 -52
0513261-13	78 -48
0513261-14	78 -48
0513263-1	73 - 5
0513263-4	73 - 5
0513264-1	23 -37
0513267-1	74 -24
0513280-1	58A- 9
0513312-1	22 -16
0513312-1	31 - 3
0513316-12	58 - 8
0513316-21	59 -11
0513316-22	59 -12
0513316-6	58 -15
0513320-8	59 - 1
0513322-1	23 -19
0513325-3	23 -29
0513325-4	23 -29
0513326-2	23 -38
0513327-1	27 -38
0513327-2	27 -39
0513328-2	36 - 2
0513348-1	50 -12
0513352-1	27 - 4
0513358-1	25 - 4A
0513359-1	25 - 5
0513359-2	25 - 6
0513360-1	25 - 7
0513360-2	25 - 8
0513361-1	25 - 9
0513362-14	23 - 8
0513362-15	23 -13
0513362-18	23 -51
0513362-19	23 -52
0513362-25	23 - 7
0513362-3	23 - 9
0513362-30	23 -53
0513362-31	23 -51
0513362-32	23 -59
0513362-33	23 -60
0513362-38	23 -11
0513362-4	23 -10
0513362-9	23 -12
0513363-1	25 - 1
0513363-2	25 - 2
0513364-1	25 - 3
0513364-2	25 - 3
0513365-1	26 - 4
0513366-1	26 - 6
0513367-1	26 - 5
0513368-10	26 -10
0513368-2	26 - 1
0513368-201	26 -
0513368-4	26 - 3
0513368-8	26 -11
0513369-1	23 -24
0513369-2	23 -24
0513370-1	24 -58
0513370-1	80 - 1
0513372-1	25 -14
0513372-2	25 -14

PART NUMBER	FIGURE AND INDEX NO.	PART NUMBER	FIGURE AND INDEX NO.	PART NUMBER	FIGURE AND INDEX NO.
0513373-14	24 -	0514036-1	54 -36	0514110-1	54 -18
0513373-15	24 -31A	0514042-1	57 - 4	0514110-1	55 -32
0513373-16	24 -39	0514043-2	53 -55	0514110-1	56 -11
0513373-17	24 -	0514049-1	95 -24	0514112-2	53 -18
0513373-2	24 -34	0514051-1	54 -45	0514113-1	50 -21
0513374-1	24 -35	0514051-2	54 -45	0514120-1	50 -25
0513374-5	24 -40	0514052-1	53 -41	0514121-1	54 -61
0513375-1	23 - 5	0514060-5	54 -35	0514121-2	54 -36
0513375-2	23 - 5	0514062-11	50 - 1	0514122-1	53 -
0513376-1	25 -10	0514062-12	50 - 1	0514122-2	53 -22
0513378-1	23 -44	0514064-1	50 -27	0514122-3	53 - 1
0513380-2	51 -42	0514066-1	53 -43	0514122-4	53 -23
0513382-13	87 -36	0514067-1	50 - 2	0514122-5	53 -10
0513382-14	87 -39	0514068-2	50 - 8	0514122-6	53 -24
0513382-15	87 -38	0514089-1	54 -44	0514122-7	53 -11
0513382-16	87 -33	0514090-4	54 -84	0514123-1	54 -
0513385-7	60 -54	0514097-1	78 -55	0514123-10	54 -24
0513385-9	60 -54	0514099-1	53 -15	0514123-12	54 -23
0513386-1	23 -49	0514099-1	54 -12	0514123-2	54 -
0513386-1	74 -23	0514099-2	53 -16	0514123-4	54 - 1
0513386-7	74 -23	0514099-2	54 -13	0514123-5	54 -18
0513387-1	27 - 7	0514099-3	53 -14	0514123-6	54 -18
0513392-5	58 -62	0514099-3	54 -11	0514123-8	54 - 7
0513392-5	58 -64	0514100-1	53 -13	0514123-9	54 - 8
0513392-5	58A-44	0514100-1	54 -10	0514124-1	56 -
0513395-1	63 - 1	0514101-1	54 -25	0514124-2	56 -12
0513395-2	63 - 1	0514101-2	54 -25	0514124-3	56 -13
0513399-1	22 -12	0514102-1	54 -14	0514124-4	56 - 3
0513399-1	87 -10	0514102-7	53 -20	0514124-5	56 - 8
0513411-1	23 -30	0514103-1	55 -	0514124-6	56 - 9
0513414-1	78 -46	0514103-10	55 -29	0514124-7	56 -14
0513419-1	50 -10	0514103-11	55 - 3	0514125-1	55 -
0513420-1	73 -24	0514103-12	55 - 4	0514125-10	55 -29
0513420-2	73 -25	0514103-2	55 -	0514125-11	55 - 3
0513425-1	50 - 6	0514103-3	55 -19	0514125-12	55 - 4
0513426-1	22 -10	0514103-4	55 -19	0514125-2	55 -
0513427-1	58 -28	0514103-5	55 -30	0514125-3	55 -19
0513429-1	63 - 6	0514103-6	55 -31	0514125-4	55 -19
0513429-2	63 - 6	0514103-7	55 - 5	0514125-5	55 -30
0513434-4	58 -92B	0514103-8	55 - 6	0514125-6	55 -31
0513434-5	58 -92	0514103-9	55 -28	0514125-7	55 - 5
0513437-2	60 -29	0514104-1	53 -	0514125-8	55 - 6
0513438-1	59 - 8	0514104-2	53 -22	0514125-9	55 -28
0513438-8	59 -10	0514104-3	53 - 1	0515002-10	57 -16
0513445-13	58 -20	0514104-4	53 -23	0515002-9	57 -14
0513445-23	58 -34	0514104-5	53 -10	0515003-2	58 -97
0513445-24	58 -34	0514104-6	53 -24	0515003-4	58A-79
0513445-36	58 -30	0514104-7	53 -11	0515005-17	51 - 1
0513446-3	58 -25	0514105-1	54 -	0515005-18	51 - 2
0513446-5	58 -25	0514105-10	54 -24	0515005-19	45 - 3
0513448-1	91 -25	0514105-12	54 -23	0515005-20	46 - 3
0513451-1	97 -17	0514105-2	54 -	0515005-22	47 - 3
0513453-1	22 - 5	0514105-4	54 - 1	0515005-45	47 - 3
0513454-1	97 -12	0514105-5	54 -18	0515005-5	51 - 9
0513454-2	97 -12	0514105-6	54 -18	0515005-6	51 -10
0513454-3	58 -92A	0514105-8	54 - 7	0515008-1	50 -22
0513456-1	74 -16	0514105-9	54 - 8	0515009-1	51 -45
0513839-6	58 -30	0514106-1	56 -	0515010-10	50 -17
0514007-11	56 -28	0514106-2	56 -12	0515012-1	51 -19
0514024-1	50 -26	0514106-3	56 -13	0515012-2	51 -22
0514024-2	50 -26	0514106-4	56 - 3	0515014-1	50 -18
0514026-2	54 -48	0514106-5	56 - 8	0515015-1	51 -23
0514026-4	54 -58	0514106-6	56 - 9	0515016-2	51 -36
0514027-21	54 -69	0514106-7	56 -14	0515016-3	51 -37
0514028-5	54 -52	0514107-1	57 -	0515016-4	51 -38
0514028-6	54 -51	0514107-2	57 -15	0515016-5	51 -39
0514029-2	54 - 3	0514107-3	57 -13	0515018-1	51 -15
0514030-4	54 -29	0514107-4	57 -	0515019-3	51 -24
0514032-1	54 -59	0514107-5	57 -15	0515020-1	51 - 5
0514033-1	54 -38	0514107-6	57 -13	0515025-2	24 -20
0514033-2	54 -65	0514108-1	55 -33	0515025-2	24 -31
0514034-1	54 -49	0514108-2	55 -34	0515026-6	50 - 5
0514035-17	54 -46	0514109-1	56 -10	0515026-8	50 - 5
0514035-18	54 -47	0514110-1	53 -22	0515027-1	50 -16

PART NUMBER	FIGURE AND INDEX NO.
0515027-2	□ 50 -16
0515028-1	□ 51 - 6
0515028-2	□ 51 - 7
0515030-1	□ 50 -37
0515031-1	□ 50 -36
0515032-1	# 51 - 1
0515032-2	# 51 - 2
0515032-3	# 45 - 3
0515032-4	# 46 - 3
0515032-5	# 51 - 9
0515032-6	# 51 -10
0515034-1	58B- 1
0515034-6	58B- 1
0515035-1	61 -15A
0515036-1	□ 51 -15
0515037-1	□ 95 -24
0516008-1	87 -37
0517002-1	45 -55
0517002-1	47 -55
0517011-1	48 -18
0517012-1	48 -
0517012-2	48 -
0517013-1	45 -51
0517013-2	46 -40
0517013-2	47 -51
0517014-1	45 -49
0517014-1	46 -38
0517014-1	47 -49
0517015-1	45 -52
0517015-1	46 -41
0517015-1	47 -52
0517018-1	45 -72
0517018-2	46 -58
0517018-2	47 -72
0517018-3	45 -54A
0517018-3	46 -42A
0517018-3	47 -53A
0517018-3	47 -66
0517018-4	45 -66
0517018-4	46 -52
0517018-5	45 -71
0517018-5	46 -57
0517018-5	47 -71
0517019-1	45 -13
0517019-2	46 -13
0517019-2	47 -13
0517019-3	45 -14
0517019-4	46 -14A
0517019-4	47 -14A
0517019-5	45 -14A
0517019-6	46 -14
0517019-6	47 -14
0517021-1	45 -21
0517021-1	46 -21
0517021-1	47 -21
0517021-4	45 -26
0517021-4	46 -26
0517021-4	47 -26
0517021-5	45 -27
0517021-5	46 -27
0517021-5	47 -27
0520005-3	3 -36
0520008	3 -31
0520008-1	3 -31
0520015-5	3 -34
0520015-6	3 -34
0520016-1	3 -38
0520016-2	3 -38
0521101-2	100 - 1
0521101-6	100 - 2
0521103-4	84 - 1
0522150-1	15 -13
0522150-2	15 -13
0522617-15	4 - 1

PART NUMBER	FIGURE AND INDEX NO.
0522617-16	4 - 1
0522629-1	13 - 5
0522629-1	14 - 5
0522629-1	82 -20
0522630-3	5 -25
0522630-3	6 -24
0522630-4	5 -26
0522630-4	6 -25
0523003-62	9 - 7
0523010-1	5 - 4
0523010-1	6 - 4
0523010-2	5 - 4
0523010-2	6 - 4
0523011-1	5 -
0523011-10	9 - 6
0523011-11	9 - 6
0523011-12	9 -16
0523011-13	6 -
0523011-14	6 -
0523011-17	9 - 2
0523011-18	9 - 2
0523011-19	9 -14
0523011-2	5 -
0523011-20	9 -14
0523011-3	9 -13
0523011-31	5 -
0523011-32	5 -
0523011-33	9 - 1
0523011-34	9 - 1
0523011-35	6 -
0523011-36	6 -
0523011-39	9 - 2
0523011-4	9 -13
0523011-40	9 - 2
0523011-5	9 - 1
0523011-6	9 - 1
0523011-7	9 -15
0523011-8	9 - 5
0523011-9	9 - 5
0523014-1	8 - 2
0523014-2	8 - 2
0523014-3	8 - 2
0523014-4	8 - 2
0523015-1	8 - 1
0523015-2	8 - 1
0523016-1	8 -10
0523017-1	8 -13
0523017-2	8 -13
0523018-1	8 -
0523018-2	8 -
0523018-3	8 -
0523018-4	8 -
0523019-1	8 -12
0523020-1	8 -11
0523020-2	8 -11
0523020-3	8 -11
0523020-4	8 -11
0523021-1	8 -14
0523021-2	8 -14
0523021-3	8 -14
0523021-4	8 -14
0523022-1	8 -16
0523022-2	8 -16
0523023-1	5 - 7
0523023-1	6 - 7
0523025-1	5 -12
0523025-1	6 -13
0523026-5	7 - 2
0523026-6	7 - 2
0523027-1	7 - 6
0523027-2	7 - 7
0523027-3	7 - 5
0523028-1	7 -
0523028-2	7 -

PART NUMBER	FIGURE AND INDEX NO.
0523028-3	7 -
0523028-4	7 -
0523028-5	7 - 1
0523028-6	7 - 1
0523028-7	7 - 1
0523028-8	7 - 1
0523029-1	7 -15
0523029-2	7 -15
0523029-3	7 -16
0523029-4	7 -16
0523030-1	7 -25
0523030-2	7 -25
0523031-1	7 -17
0523031-2	7 -17
0523032-1	7 -18
0523032-2	7 -18
0523033-1	7 -19
0523033-2	7 -19
0523034-1	7 -20
0523034-2	7 -20
0523035-1	7 -21
0523035-2	7 -21
0523036-1	7 -22
0523036-2	7 -22
0523037-1	8 -36
0523037-2	8 -35
0523037-3	8 -33
0523037-4	8 -31
0523038-1	9 -22
0523038-10	9 -18
0523038-11	9 -19
0523038-12	9 -19
0523038-13	9 -22
0523038-14	9 -22
0523038-15	9 -24
0523038-16	9 -24
0523038-17	9 -25
0523038-18	9 -25
0523038-19	9 -17
0523038-2	9 -22
0523038-20	9 -17
0523038-21	9 -18
0523038-22	9 -18
0523038-23	9 -19
0523038-24	9 -19
0523038-3	9 -24
0523038-4	9 -24
0523038-5	9 -25
0523038-6	9 -25
0523038-7	9 -17
0523038-8	9 -17
0523038-9	9 -18
0523039-1	9 - 3
0523039-2	9 - 4
0523040-1	8 -30
0523040-2	8 -30
0523041-1	8 -19
0523041-2	8 -19
0523041-3	8 -21
0523041-4	8 -21
0523042-1	8 -26
0523043-1	8 -32
0523043-2	8 -32
0523044-1	8 -34
0523044-2	8 -34
0523045-1	9 -21
0523045-2	9 -21
0523045-5	9 -20
0523045-6	9 -20
0523046-1	8 -23
0523046-2	8 -23
0523047-1	15 -14
0523047-2	15 -14
0523048-1	7 -15A

PART NUMBER	FIGURE AND INDEX NO.
0523218	13 -12
0523218	79 -52
0523218-2	13 -16
0523219-2	5 -37
0523219-2	6 -37
0523219-3	5 -37
0523219-3	6 -37
0523219-4	5 -37
0523219-4	6 -37
0523219-5	5 -37
0523219-5	6 -37
0523221	13 - 2
0523222	13 -10
0523223	13 - 1
0523223	79 -50
0523223-1	13 - 1
0523223-1	79 -50
0523230	5 -31
0523230	6 -31
0523230-1	5 -31
0523230-1	6 -31
0523230-4	5 -31
0523230-4	6 -31
0523230-5	5 -31
0523230-5	6 -31
0523231-13	5 -14
0523231-13	6 -15
0523232-6	5 -13
0523232-6	6 -14
0523233-11	5 -15
0523233-11	6 -16
0523233-22	5 -21
0523233-22	6 -20
0523233-3	5 -22
0523233-3	6 -21
0523306	8 - 6
0523307	15 - 4
0523406-1	8 -20
0523406-2	8 -20
0523407	5 -27
0523407	6 -26
0523407-1	5 -28
0523407-1	6 -27
0523409	8 -27
0523505-5	6 -18
0523505-6	6 -18
0523508-16	5 -16
0523508-28	6 -19
0523508-29	6 -19
0523508-37	5 -16
0523509-18	5 -18
0523509-18	6 -29
0523510-19	5 -30
0523510-19	6 -30
0523510-20	5 -30
0523510-20	6 -30
0523511-14	5 -32
0523511-14	6 -32
0523511-15	5 -33
0523511-15	6 -33
0523512-19	5 -34
0523512-19	6 -34
0523512-22	5 -35
0523512-22	6 -35
0523513-13	5 -36
0523513-13	6 -36
0523513-14	5 -36
0523513-14	6 -36
0523514-7	5 -38
0523514-7	6 -38
0523515-7	5 -39
0523515-7	6 -39
0523517-3	5 -20
0523517-4	5 -19

PART NUMBER	FIGURE AND INDEX NO.
0523519-14	5 -11
0523519-14	5 -11
0523519-15	5 -10
0523519-16	5 -10
0523519-19	6 -11
0523519-20	6 -12
0523519-21	6 -10
0523519-22	6 -10
0523519-22	6 -11
0523521-26	4 - 2
0523521-27	4 - 2
0523521-6	4 -10
0523522	5 - 8
0523522	10 - 1
0523522-1	5 - 9
0523522-1	6 - 9
0523522-1	10 - 3
0523522-1	11 - 9
0523522-10	6 - 8
0523522-10	11 - 8
0523522-5	5 - 8
0523522-5	10 - 2
0523522-7	5 - 9
0523522-7	6 - 9
0523522-7	10 - 4
0523522-7	11 -10
0523522-8	6 - 8
0523522-8	11 - 7
0523524	8 - 4
0523524	8 -24
0523536	14 - 4
0523536	82 -20
0523536	82 -36
0523537	14 - 7
0523537	82 -22
0523537-2	14 -12
0523539-10	6 -23
0523539-2	5 -23
0523539-3	5 -23
0523539-4	5 -24
0523539-5	5 -24
0523539-7	6 -22
0523539-8	6 -22
0523539-9	6 -23
0523540-2	4 - 9
0523552-2	10 -10
0523552-2	11 -18
0523554-1	10 -11
0523554-1	11 -19
0523554-2	10 -12
0523554-2	11 -20
0523556-1	10 -13
0523556-1	11 -21
0523557-1	10 -16
0523557-1	11 -16
0523558-1	4 -11
0523559-11	11 -24
0523559-11	87 - 1
0523559-12	10 -24
0523559-12	87 - 1
0523560-1	6 -17
0523606-17	15 - 1
0523606-18	15 - 1
0523606-4	15 -12
0523606-5	15 -11
0523608-2	15 - 8
0523613-1	15 -10
0523614-1	15 - 6
0523619-1	4 -11
0523800	13 -19
0523800-1	13 -19
0523800-10	13 -33
0523800-11	13 -33
0523800-12	13 -34

PART NUMBER	FIGURE AND INDEX NO.
0523800-13	13 -34
0523800-6	13 -31
0523800-7	13 -31
0523800-8	13 -32
0523800-9	13 -32
0523806	13 -22
0523806-1	13 -22
0523807	13 -39
0523808	13 -23
0523808-2	13 -23
0523809	13 -24
0523809-1	13 -24
0523810	13 -25
0523811	13 -26
0523811-1	13 -26
0523813-1	13 -35
0523813-6	13 -37
0523813-7	13 -38
0523813-8	13 -36
0523814-6	13 -30
0523901-13	14 -27
0523901-14	14 -26
0523901-2	14 -33
0523901-3	14 -33
0523901-35	14 -14
0523901-36	14 -34
0523901-37	14 -29
0523901-38	14 -14
0523901-39	14 -34
0523901-6	14 -35
0523901-7	14 -35
0523911	14 -22
0523911-1	14 -22
0523912	14 -23
0523912-1	14 -24
0523914	14 -28
0523918	14 -30
0523919	14 -17
0523920	14 -16
0523921	14 -15
0523922	14 -18
0523923	14 -25
0526000-18	11 - 1
0526000-19	11 - 1
0526007-203	10 -18
0526007-44	10 -18
0530010-5	18 -45
0530010-6	18 -46
0530011-2	35 -15
0531001-3	17 -38
0531006-10	16 -26
0531006-105	17 -26A
0531006-107	17 -25A
0531006-108	17 -
0531006-110	16 -
0531006-112	17 - 6
0531006-112	17 -14A
0531006-13	16 -12
0531006-15	16 -13
0531006-16	16 -11
0531006-18	16 -15
0531006-19	16 -16
0531006-20	16 -17
0531006-203	16 -
0531006-21	16 -18
0531006-24	17 -31
0531006-25	17 -32
0531006-28	17 -29
0531006-29	17 -28
0531006-30	17 -26
0531006-32	17 -27
0531006-39	16 -22
0531006-44	16 -23
0531006-49	16 -24

PART NUMBER	FIGURE AND INDEX NO.	PART NUMBER	FIGURE AND INDEX NO.	PART NUMBER	FIGURE AND INDEX NO.
0531006-5	16 -10	0532001-82	20 -18	0541220-2	42 -56
0531006-54	16 -21	0532001-83	20 -17	0541221-1	42 -52
0531006-55	17 - 6	0532001-84	20 -46	0541221-2	37 -33
0531006-58	17 -37	0532001-85	20 -45	0541222-1	42 -51
0531006-68	17 - 5	0532001-86	20 -27	0541222-5	37 -36
0531006-69	17 -13	0532001-87	20 -28	0541223-13	37 -37
0531006-70	17 -35	0532001-88	20 -19	0541223-13	42 -48
0531006-71	17 -30	0532001-89	20 -22	0541223-16	42 -47
0531006-79	17 -36	0532001-90	20 -20	0541223-17	42 -47
0531006-80-791	17 -34	0532001-91	20 -21	0541224-1	42 -61
0531006-81	17 -	0532001-92	20 -43	0541224-2	42 -61
0531006-85	17 -25	0532001-93	18 -20	0541226-1	42 -38
0531006-87	16 -14	0532001-94-791	20 -25	0542100-6	41 - 1
0531006-9	16 -25	0532001-95	20 -44	0542101-1	41 - 5
0531006-95	16 - 8	0532001-96	18 -32	0542102-3	41 - 6
0531006-96	16 - 6	0532001-97	18 -37	0542118-5	41 - 4
0531008-1	17 -33	0532001-98	18 -36	0543000-6	38 -13
0531012-2	33 - 6	0532001-99	18 - 7	0543001	37 -20
0531013-1	16 -27	0532006-1	18 -40	0543003	37 -22
0531013-2	101 - 9	0532104	17 - 2	0543008-2	38 - 1
0531014-1	16 -19	0532104	18 -27	0543013-1	23 -25
0531015-5	33 - 5	0532104	18 -29	0543016-1	23 -14
0531018-1	17 -11	0532105-3	20 -29	0543018-1	37 - 3
0531018-2	17 -12	0532105-4	20 -30	0543022-1	37 - 6
0531018-3	17 -10	0532105-6	18 -26	0543022-2	37 - 6
0531018-4	17 - 9	0532105-9	18 -28	0543023	37 - 9
0531018-6	17 - 7	0532107-1	20 -23	0543027-2	23 -16
0531018-7	17 - 8	0533009-1-791	17 -14	0543027-3	23 -16
0531019-3	33 - 3	0533010-1	83 -10	0543029	38 -25
0531019-4	33 - 4	0533011-1	17 -24	0543032-2	2 - 4
0531019-8	33 - 1	0533134-1	17 -24A	0543036-1	38 -14
0531019-9	33 - 2	0534122-1	20 - 1	0543037-1	37 -21
0531020-1	32 -99A	0534122-1	80 -16	0543042-1	37 - 4
0531033-1	16 -26A	0534126-1	20 -33	0543042-2	37 - 4
0531033-3	101 - 9A	0534126-2	20 -34	0543047-1	38 -32
0531034-1	16 -19A	0541115-2	60 -17	0543047-1	38 -49
0531105-10	20 -31	0541115-2	93 - 9	0543048-1	38 -33
0531105-11	20 -32	0541115-3	60 -14	0543048-1	38 -50
0532001-100-791	20 -26	0541115-3	93 -11	0543062-200	38 -
0532001-101	20 -48	0541115-4	60 -15	0543062-201	38 - 2
0532001-13	18 - 8	0541115-4	93 -12	0543063-7	37 -39
0532001-14	18 - 9	0541138-22	76 -11	0543079-3	37 -23
0532001-15	18 -10	0541138-22	77 -	054912-1	83A-12
0532001-16	18 -11	0541138-5	77 - 9	0550100-8	87 -69
0532001-17	18 -12	0541139	77 - 5	0550100-8	90 - 7
0532001-20	18 -38	0541140	77 - 1	0550100-8	90 -11
0532001-202	18 - 2	0541143	77 -12	0550153-1	68 - 3
0532001-21	18 -14	0541144	77 -11	0550180-10	68 -68
0532001-22	18 -15	0541148	77 - 8	0550180-13	68 -69
0532001-23	18 -16	0541148-1	77 -15	0550180-16	68 -70
0532001-28	20 -15	0541149	77 - 9	0550198-1	68 -66
0532001-29	20 -16	0541151	77 - 4	0550209-1	92 - 2
0532001-30	20 -36	0541184-2	77 - 6	0550236-8	64 - 5
0532001-31	20 -37	0541191-1	42 -34	0550321-10	64 - 9
0532001-32	20 -38	0541191-2	42 -34	0550321-4	64 - 7
0532001-33	20 -39	0541193-7	42 -32	0551017-1	68 - 6
0532001-35	20 -40	0541193-8	42 -32	0551019-5	68 -51
0532001-42	20 -49	0541195-5	30 - 5	0552004-32	65 -27
0532001-43	20 -50	0541195-6	30 - 6	0552010-47	65 -31
0532001-44	20 -51	0541196-1	30 - 8	0552010-47	66 -36
0532001-45	20 -35	0541196-2	30 - 9	0552010-47	67 -35
0532001-47	20 - 5	0541198-10	42 - 6	0552010-54	65 -14
0532001-48	20 -52	0541198-9	42 - 6	0552010-54	66 -14
0532001-50	18 -22	0541199-1	42 -12	0552010-54	67 - 9
0532001-7	18 -33	0541202-4	42 - 1	0552010-60	65 -11
0532001-73	20 -10	0541207-3	37 -35	0552010-60	66 -11
0532001-74	18 -17	0541211-1	42 - 8	0552010-60	67 - 7
0532001-75	18 -18	0541212-1	42 - 7	0552010-68	65 -13
0532001-76	18 -19	0541212-2	42 - 7	0552010-68	66 -13
0532001-77	18 -13	0541218-1	42 -60	0552010-69	65 - 5
0532001-78	18 -21	0541218-2	42 -60	0552010-69	66 - 5
0532001-8	18 -34	0541219-1	42 -50	0552010-70	65 - 9
0532001-80	20 -47	0541219-2	42 -50	0552010-73	65 -30
0532001-81	18 -35	0541220-1	42 -56	0552010-73	66 -29

PART NUMBER	FIGURE AND INDEX NO.	PART NUMBER	FIGURE AND INDEX NO.	PART NUMBER	FIGURE AND INDEX NO.
0552010-73	67 -34	0552143-1	66 -12	0700162-3	58A-30
0552010-74	65 -30	0552143-1	67 - 8	0700162-4	58A-30
0552010-74	66 -29	0552151-1	65 -10	0700162-6	58 -43
0552010-74	67 -34	0552151-1	66 -10	0700162-6	58A-30
0552010-87	65 -26	0552151-1	67 - 6	0700162-7	58A-30
0552010-87	66 -25	0552151-70	66 - 9	0700164-6	62 - 1
0552010-87	67 -29	0552154-1	2 -26	0700189-10	58 -42
0552010-88	65 -26	0552161-2	104 -11	0700322-4	73 -18
0552010-88	66 -25	0552161-4	104 -13	0700616-1	100 - 2
0552010-88	67 -29	0553005-5	104 - 4	0700633-5	54 -54
0552010-89	65 -25	0553006-201	27 - 3	0700668-13	51 -43
0552010-89	66 -24	0553006-202	27 - 1	0700668-14	51 -44
0552010-89	67 -30	0553006-203	27 -	0705042-1	45 -57
0552010-91	65 -15	0553006-4	27 -40	0705042-1	46 -43
0552010-91	66 -15	0553007-2	27 -33	0705042-1	47 -57
0552010-91	67 -10	0553010-1	104 - 5	0705048-17	2 - 8A
0552010-92	65 - 8	0554001-5	70 - 2	0705048-18	2 - 8A
0552010-92	66 - 8	0554001-6	70 - 8	0705048-2	2 - 8
0552010-92	67 - 5	0554001-7	70 - 9	0705048-3	2 - 8
0552010-93	65 - 4	0554003-1	70 - 6	0710013-4	73 -22
0552010-93	66 - 4	0555204-4	71 -60	0710014-2	73 -23
0552010-93	67 - 3	0555204-5	71 -54	0710014-8	73 -30
0552010-94	65 -11	0555206-11	71 - 8	0710015-13	73 -28
0552010-94	66 -11	0555206-11	71 -15	0710312-2	55 - 8
0552010-94	67 - 7	0555206-12	71 - 1	0711001-59	45 -13
0552010-95	65 -16	0555211-5	71 - 7	0711001-59	46 -13
0552010-95	66 -16	0555211-5	71 -14	0711001-59	47 -13
0552011-11	68 -38	0555211-7	71 -13	0711021-11	45 -46
0552011-11	72 - 6	0555212-1	71 -27	0711021-11	47 -46
0552011-12	68 -39	0555213-1	71 -62	0711021-12	45 -47
0552011-12	72 - 7	0555213-4	71 -67	0711021-12	47 -47
0552011-13	68 -40	0555214-1	71 -38	0711021-9	45 -48
0552011-13	72 - 8	0555214-4	71 -43	0711021-9	47 -48
0552019-10	66 -27	0555215-1	71 -46	0711050-23	45 -35
0552019-10	67 -32	0555215-3	71 -52	0711050-24	47 -35
0552019-12	66 -17	0555216-16	68 -58	0711050-5	45 -38
0552019-13	67 -13	0555216-17	68 -59	0711050-6	47 -38
0552019-15	67 -11	0555216-200	71 -29	0711050-7	45 -39
0552019-4	65 -17	0555216-201	71 -32A	0711050-7	47 -39
0552019-6	65 -28	0555216-202	71 -29	0711051-1	45 -36
0552110-3	2 -14	0555216-5	71 -32	0711051-1	47 -36
0552110-3	72 - 3	0555216-6	71 -31	0711051-2	45 -36
0552112-18	65 -22	0555216-7	71 -30	0711051-2	47 -36
0552112-20	65 -24	0555216-8	71 -35	0711051-5	45 -37
0552112-20	66 -23	0555217-1	71 -17	0711051-5	47 -37
0552112-20	67 -28	0555217-3	71 -22	0711083-1	61 -16
0552112-204	66 -21	0555217-4	71 -23	0711083-1	61 -19
0552112-204	67 -26	0555217-5	71 -24	0711084-7	32 -59
0552112-206	66 - 1	0555217-6	71 -25	0711084-8	32 -60
0552112-207	66 - 1	0556018-1	68 -28	0711101-10	32 -62
0552112-25	65 - 2	0556020-1	87 -14	0711101-11	32 -62
0552112-25	66 - 2	0556020-2	87 -15	0711101-34	32 -66
0552112-25	67 - 2	0556020-3	87 -22	0711101-35	32 -65
0552112-28	67 - 1	0556020-9	87 -23	0711101-36	32 -63
0552112-29	65 - 6	0560006-6	78 -	0711101-43	32 -63
0552112-29	66 - 6	0560013-1	94 -11	0711101-45	32 -65
0552112-29	67 - 4	0560014-1	78 - 9	0711101-8	32 -61
0552112-30	65 - 1	0560015-1	78 -	0711102	49 - 2
0552112-31	65 - 7	0560016-1	83A-12	0711111-1	49 - 9
0552112-31	66 - 7	0570088-3	103 - 8	0711121-2	60 -12
0552112-32	65 - 1	0570095-1	103 -11	0711667-1	53 - 5
0552112-9	65 - 3	0570101-KA7	96 -12	0711667-1	55 -24
0552112-9	66 - 3	0570101-PA4	96 -10	0711668-1	53 - 4
0552113-13	68 -62	0570101-PA6	96 -11	0711668-1	55 -22
0552113-5	68 -73	0570101-PC1	96 -17	0711705-1	49 -10
0552115-1	65 -21	0570101-PC1	104 - 8	0711707-4	49 -15
0552116-10	68 -61	0570101-PC5	96 -20	0711709-1	49 -11
0552118-1	72 - 4	0593000-4	20 - 9	0711709-2	49 -12
0552130-11	68 -74	0700103-131	50 -35	0712009-2	61 -24
0552132-1	72 - 1	0700122-12	60 -50	0712031-1	96 - 9
0552132-2	72 - 2	0700122-13	60 -50	0713002-3	23 -40
0552133-5	98 - 7	0700148-1	102 -14	0713011-12	60 -51
0552139-1	67 -16	0700162-1	58 -40	0713019-111	74 -25
0552143-1	65 -12	0700162-1	58A-27	0713019-112	74 -24

PART NUMBER	FIGURE AND INDEX NO.
0713019-113	74 -24
0713019-33	71 - 9
0713032-1	81 - 7
0713032-2	81 - 7
0713046	50 -14
0713047	2 - 5
0713047	21 -12
0713054-1	24 -48
0713054-2	24 -48
0713063	75 -61
0713070-15	75 -41
0713070-19	75 -53
0713070-20	75 -64
0713070-24	75 -62
0713070-25	75 -39
0713070-28	75 -58
0713070-32	75 -40
0713070-36	75 -29
0713070-37	75 -28
0713070-4	75 -36
0713070-5	75 -35
0713070-6	75 -59
0713070-9	75 -52
0713102-1	25 - 4
0713135-2	23 -45
0713135-2	73 -32
0713139-1	23 -47
0713139-1	73 -34
0713140-1	23 -46
0713140-1	73 -33
0713248-3	24 -17
0713248-4	24 -27
0713250-1	73 -29
0713495-13	24 -42
0713495-14	24 -42
0713495-17	24 -50
0713495-53	24 -60
0713495-54	24 -61
0713495-55	24 -49
0713495-65	24 -43
0713495-66	24 -43
0713496-3	24 -14
0713496-4	24 -24
0713496-7	24 -14
0713496-8	24 -24
0713533-1	91 -29
0713624-2	25 - 4A
0713624-2	76 -14
0713641-3	26 - 8
0713642-1	81 - 5
0713642-3	81 - 7
0713656-1	81 - 1
0713656-3	81 - 2
0713757-1	27 -28
0713959-1	75 -47
0714010-1	□ 54 -26
0714010-2	□ 54 -26
0715026-1	57 - 6
0715039-3	# 51 -11
0715039-4	# 51 -12
0715049-2	□ 50 -24
0716124-9	10 -15
0716136-1	88 -20
071624-9	11 -23
0716623-2	87 -40
0716624-1	87 -43
0717000-12	□ 51 -17
0717000-13	49 - 1
0717000-16	49 - 1
0717000-18	□ 51 -12
0717011-1	# 45 -60
0717011-2	# 46 -46
0717011-2	# 47 -60
0720005-3	5 -29

PART NUMBER	FIGURE AND INDEX NO.
0720005-3	6 -28
0721100-5	6 -18
0721101-8	84 -27
0721105-27	84 -28
0721105-30	84 -28
0721105-5	84 -30
0721107-1	5 -42
0721107-1	6 -42
0721107-2	5 -42
0721107-2	6 -42
0721111-29	6 -17
0721111-30	6 -17
0722200-1	5 -40
0722200-1	6 -40
0722200-2	5 -40
0722200-2	6 -40
0722202-1	7 - 9
0723200-10	5 -48
0723200-10	6 -48
0723200-11	5 -48
0723200-11	6 -48
0723200-12	5 -48
0723200-12	6 -48
0723200-5	5 -45
0723200-5	6 -45
0723200-6	5 -45
0723200-6	6 -45
0723200-9	5 -48
0723200-9	6 -48
0723201-1	3 -28
0723201-2	3 -28
0723201-3	3 -28
0723201-4	3 -28
0723600-6	15 - 7
0723600-6	15 - 9
0724115-2	13 -29
0734102-3	20 -41
0734102-4	20 -42
0741047-2	42 -43
0741048-8	42 -23
0742410-27	37 -28
0742410-8	37 -32
0743009-1	37 -25
0743009-1	38 - 7
0743011-8	38 -27
0743612-1	38 - 8
0743627-3	37 -40
0743627-4	37 -40
0750032-1	28 -10
0750113-1	68 -71
0750139	68 -82
0750161-25	70 -14
0750220-1	96 -29
0752037-3	68 -21
0752058-3	67 -23
0752058-3	98 -10
0752610-1	104 - 9
0752611-1	104 -10
0752646-1	99 - 6
0753000-13	27 -30
0753010-1	74 - 2
0753011-1	74 - 1
0756005-1	88 -
0756005-2	88 -18
0756008-1	88 - 3
0756009-1	88 - 9
0756009-8	88 -10
0756010-1	88 -13
0756011-1	88 - 8
0756012-1	88 -16
0756014-1	88 -11
0756014-2	88 -15
0756015-1	88 - 5
0760011-2	13 -27

PART NUMBER	FIGURE AND INDEX NO.
0760131-1	58 -68
0760131-5	58A-20
0760131-6	58 -67
0760131-6	58A-19
0760612-1	82 -19
0760612-7	14 - 1
0760612-7	82 -18
0760614-1	82 -44
0760619-1	82 -35
0760620-9	82 -43
0770038-2	96 -22
0770728-1	96 - 5
0811490-6	75 -44
08125	39 - 4
0813150-54	75 -44
0813150-55	75 -37
0813156-4	75 -38
08231	39 - 7
0841200-15	38 -19
0841200-19	38 -16
0841200-25	38 -18
0861520-2	94 - 6
1/16X.62TYPE3	19 -15
INL344A	96 - 8
1007	1 - 4
1024A-8	1 - 3
1195-0061	60 - 6
1200127-1	51 -25
1200136-1	54 -56
1200138-2	54 -41
1200138-2	54 -63
1200159-3	54 -61
1200503-1	53 -51
1200504-3	53 -49
1205001-127	2 - 1
1205001-128	2 - 1
1205001-129	2 - 2
1205001-130	2 - 2
1205001-131	2 - 2
1205001-132	2 - 2
1205001-133	2 - 3
1205001-134	2 - 3
1205001-147	2 - 1
1205001-148	2 - 2
1205001-149	2 - 2
1205001-156	2 - 3
1205004-1	2 -19
1205024-1	2 -11
1205085-2	2 -20
1210040-10	46 -36
1210040-23	46 -37
1210040-8	46 -37
1211203-1	51 -25
1213004-2	58 -94
1213158-3	68 -76
1213327-19	58 -21
1213379-9	58B- 4
1213379-9	58B- 6
1214062-5	# 53 -17
1214062-5	# 54 - 9
1214098-1	□ 54 -16
1215073-11	# 53 -57
1215073-11	# 54 -99A
1215073-11	# 55 -36
1215073-11	# 56 -29
1215073-18	# 53 -58
1215073-18	# 54 -99B
1215073-18	# 55 -37
1215073-18	# 56 -30
121615	68 -75
1217046-3	45 -27
1217046-4	46 -27
1217046-4	47 -27
1217046-5	45 -29

PART NUMBER	FIGURE AND INDEX NO.	PART NUMBER	FIGURE AND INDEX NO.	PART NUMBER	FIGURE AND INDEX NO.
1217046-5	46 -29	1470089-18	102 -15	1714001-20	56 - 5
1217046-5	47 -29	1513189-9	59 -18	1714001-22	56 - 5
1217046-6	45 -30	1513839-3	58A-16	1714002-1	56 - 4
1217046-6	46 -30	1513839-3	58A-23	1714005-1	56 -15
1217046-6	47 -30	1513839-3	58B- 3	1714033-1	56 -16
1217050-3	45 -34	1513839-3	58B- 5	1714036-1	56 -18
1217050-4	46 -34	1513839-4	58 -21	1714061-1	54 -81
1217050-4	47 -34	1514119-3	54 -70	1714067-5	54 -75
1217053-2	45 -58	1514223-28	53 -52	1714074-13	54 -31
1217053-2	46 -44	153-15	43 - 5	1714074-14	54 -32
1217053-2	47 -58	153-8	39 - 2	1714074-6	54 -33
1220112-4	2 - 9	154-13	43 - 6	1714095-1	56 -21
1220112-4	58 -95B	154-6	39 - 3	1714100-1	54 -16A
1220114-2	14 -19	155-2	39 - 1	1714101-1	54 -27
1221201-3	3 -19	1552004-17	65 -35	1714101-2	54 -27
1221201-4	3 -19	1552004-17	66 -33	1714101-3	53 -25A
1241156-12	39 -	1552004-17	67 -39	1714101-4	53 -25A
1243021-1	38 -17	1552004-22	65 -34	1716013-1	68 -43
1243030-5	38 -55	1552004-22	66 -32	1717034-1	32 -72
1243030-6	38 -55	1552004-22	67 -38	1741005-239	42 -39
1243030-7	38 -55	1552004-23	65 -34	1741005-240	42 -39
1243626-1	38 -21	1552004-23	66 -32	1741005-247	42 -39
1250319-1	91 -38	1552004-23	67 -38	1741005-248	42 -39
1250410-3	2 -10	1552004-25	65 -37	1750011-4	68 -54
1250410-3	86 - 7	1552004-25	66 -35	1750011-4	74 -17
1253031-3	27 - 6	1552004-25	67 -41	1752002-3	65 -37
1253032-1	74 - 3	1552004-28	65 -32	1752110-3	98 - 5
1253033-1	74 - 5	1552004-28	66 -30	1752111-3	98 - 1
1253034-1	74 - 4	1552004-28	67 -36	1752113-1	98 - 4
1253037-1	74 - 6	1552004-32	66 -26	1752118-1	99 - 2
1253040-1	74 - 5	1552004-32	67 -31	1752118-2	99 - 3
1253041-1	74 - 8	1552010-1	65 -36	1752118-3	99 - 7
1260049-1	19 - 6	1552010-1	66 -34	1752118-4	99 - 8
1260074-1	19 - 1	1552010-1	67 -40	1752119-4	67 -20
1260474-1	32 -79	1570043-3	104 - 7	1752119-7	67 -18
1270479-10	58B- 7	1570102-10	63A- 2	1754001-15	70 - 1
1270479-9	58B- 7	1570102-12	63A- 3	1754001-16	70 -
13836	43 - 3	1570102-14	63A- 4	1754007-1	70 -10
13889	43 - 9	1570102-19	63A- 7	1754008-1	70 -11
1411202-201	45 -43	1570141-1	103 - 5	1754009-1	70 -12
1411202-201	47 -43	1570166-1	96 -42	1754010-1	70 -13
1414100-212	53 -37	161-31	39 - 5	1755016-1	71 -10
1414103-2	53 -26	161-49	43 - 1	1756001-1	68 -30
1414103-45	53 -27	1613224-2	63 - 5	1760015-1	94 - 1
1414103-6	53 -28	162-28	39 - 6	1760015-2	94 - 2
1414104-39	53 -34	162-47	43 - 2	1777	17 -23
1414104-4	53 - 3	1620075-3	96 -40	183-1	43 -27
1414104-4	55 -27	164-40	43 -11	2N3055	96 -44
1414104-41	53 -36	1700121-100	90 - 1	20H3P	96 - 8
1414104-42	53 -36	1700121-101	90 - 3	2005012-3	2 -22
1414104-54	54 -95	1700121-94	90 - 9	2005012-4	2 -23
1414104-61	53 -35	1700121-95	90 - 6	2013131-1	61 -26
1414104-8	53 -47	1700121-96	87 -68	2013142-1	84 -31
1414107-1	53 -56	1700127-1	52 - 1	2015009-5	51 -25
1414107-1	55 -11	1700127-1	52A- 1	2055008-1	71 -70
1414107-1	56 -27	1700127-10	52A- 6	212-12	72 - 5
1414107-2	55 -11	1700127-14	52A- 7	21323	68 -67
1414112-1	53 -33	1700127-16	52A- 8	217-1	39 - 8
1414116-1	53 -46	1700127-19	52A- 9	22FH632	77 -10
1414116-1	54 -79	1700127-3	52 - 2	22NA-3-054	35 -16
1414211-22	55 -21	1700127-3	52A- 2	2600-5W	72 - 2
1414223-34	53 -54	1700127-4	52 - 3	2600SW2	72 - 2
1414230-1	53 -12	1700127-4	52A- 3	3/32X.38TYPE3	19 - 8
1414230-2	55 -35	1700127-6	52 - 4	3021	43 - 8
1414231-2	55 -10	1700127-6	52A- 4	3022	43 - 7
145-10	43 -29	1700127-9	52A- 5	3023	43 - 4
1450024-3	27 -42	1713039-1	91 -19	34003-55-3410	96 -45
1460320-1	76 - 1	1713049-8	51 -29	35060-0114	58 -37
1460320-1	76 -24	1713105-3	27 -29	351-11-05-001	103 - 1
1460501-21	76 - 2	1713110-1	27 -31	3680C	37 -41
1460501-21	76 -25	1714000-22	54 -93	3680C	42 -26
1460505-1	76 -39	1714000-33	54 -96	3690-1/2	1 -46
1470089-14	102 - 6	1714000-41	54 -94	3690-1/4	1 -46
1470089-17	102 -16	1714001-19	56 -25	3690-1/8	1 -46

