



AIRPLANE PARTS CATALOG

PA-31 NAVAJO
PA-31-300 NAVAJO 300
PA-31-325 NAVAJO C/R

CARD 1 OF 5

**PIPER AIRCRAFT
CORPORATION**

Courtesy of Bomar Flying Service
www.bomar.biz

[PART NUMBER 753 703]

1A1

REVISED: FEBRUARY 18, 1994

PIPER PARTS CATALOG

AEROFICHE EXPLANATION AND REVISION STATUS

The Parts Catalog information in this set of Aerofiche cards is arranged in accordance with the general specifications of Aerofiche adopted by the General Aviation Manufacturer's Association.

Conversion of Aerofiche alpha/numeric code numbers:

First number is the Aerofiche card identifier

Letter is the horizontal line reference per card

Second number is the vertical line reference per card.

Example: 2J16 = Aerofiche card number two of given set. Grid location J16.

To aid in locating the various sections and related information desired, the following is provided:

A complete Catalog Table of Contents is given at Grid 1A9 of Aerofiche card number 1 of this set. Each additional card in this set will have a Table of Contents for all sections on that particular card. This table will start at Grid A3.

REVISIONS

The information compiled in this Aerofiche Parts Catalog is kept current by revisions distributed periodically. Each revision is a complete Aerofiche card replacement and supersedes Aerofiche cards of the same number in the set.

Revisions to this PA-31-300/310/325 Parts Catalog issued September 20, 1974 are as follows:

753 703 (ORG740920)	Dated September 20 1974
753 703 (PR760227)	Dated February 1976
753 703 (PR770107)	Dated January 1977
753 703 (PR770913)	Dated September 1977
753 703 (PR771130)	Dated November 1977
753 703 (PR780914)	Dated September 1978
753 703 (PR790912)	Dated September 1979
753 703 (PR800410)	Dated April 1980
753 703 (PR800917)	Dated September 1980
753 703 (PR810513)	Dated May 1981
753 703 (PR810915)	Dated September 1981
753 703 (PR820413)	Dated April 1982
753 703 (PR821108)	Dated November 1982
753 703 (PR830315)	Dated March 1983
753 703 (PR831109)	Dated November 1983
753 703 (PR840614)	Dated June 1984
753 703 (IR860428)	Dated April 1986 (Interim Change)
753 703 (IR860528)	Dated May 1986 (Interim Change)
753 703 (PR940218)	Dated February 1994

NOTE: Refer to Aerofiche Customer Service Information Catalog (1753 755) for revision dates and card effectivities for this parts catalog

INTRODUCTION

This illustrated Parts Catalog is designed to provide simple but positive identification of replacement parts for the Piper "Navajo" Models PA-31-300, PA-31-310 and PA-31-325 C/R, manufactured by the Piper Aircraft Corporation of Lakeland, Florida

NOTE UNDER NO CIRCUMSTANCES SHALL THIS CATALOG BE USED FOR RIGGING AND INSTALLATION PURPOSES

It is suggested that this catalog be thoroughly studied to determine its arrangement prior to its utilization

- 1 The catalog is divided into fifteen (15) major sections described as follows
 - a Sections I to XIII inclusive contain all replacement parts for the complete airplane. Each section is subdivided and each division includes an illustration and a parts listing
 - b Section XIV contains special equipment replacement parts which are not included in Sections I to XIII inclusive
 - c Section XV is the Miscellaneous Group. This group includes an illustration and parts list for the Placards and Exterior Stencils and a listing of the Optional Equipment Kits, Repair Kits and Special Tools

- 2 The following is a brief explanation of the columns in the parts lists (Refer to EXAMPLE below)
 - a The "FIGURE AND INDEX NUMBER" column indicates the illustration figure number and its parts index number. EXAMPLE (2-1), the 2 is the figure number and the 1 is the index number. The figure number appears only at the top of each parts list page
 - b The "PART NUMBER" column contains the identifying number of the replacement part and this number must be shown on all Parts Orders
 - c The "CODE" column is for the purpose of indicating special uses of the part. An explanation of the letter code used is shown on the grid (page) preceding each parts listing and pertains to that listing only
 - d The "NOMENCLATURE" column indicates the part name. This name must be shown on all Parts Orders
 - e The "NO. REQ." (Number Required) column represents the total quantity of parts used per aircraft per figure when the part is not indented and the quantity of parts used per assembly when the part is indented. The symbol "AR" listed in this column means "As Required"
 - f The "SERIAL NUMBERS AFFECTED" column indicates the part application by airplane serial number

Figure and Index Number	Part Number	Code	NOMENCLATURE	No Req	SERIAL NUMBERS AFFECTED
2-1	XXXXX-XX		DOOR ASSEMBLY - Baggage compartment	X	
-2	XXXXX-XX		* TUBE ASSEMBLY - Baggage door latch	X	
-3	XXXXX-XX		* * CLEVIS - Door latch tube assembly	X	
-4	XXXXX-XX		* * CLIP - Door latch tube assembly	X	

In the Nomenclature column, the next higher assembly relationship of items covered is shown by the degree of indentation of each item and is indicated by an asterisk (*). One asterisk signifies one indentation, two signifies two indentations, etc. The example listing above is interpreted as follows:

If the DOOR ASSEMBLY (not indented) is ordered, it will include the three items indented under the Door Assembly.

If the TUBE ASSEMBLY (indented one space) is ordered, it will include the two items indented under the Tube Assembly.

If you want only a CLEVIS or CLIP, you order only that item.

3 The "ATTACHING PARTS" such as nuts, bolts, screws, etc., that are available as commercial hardware items, are not generally supplied by the Piper Aircraft Corporation. This catalog lists for your convenience, those attaching parts required for main assemblies and installations. The identifying number for these parts appears after the part name.

4 All items of Optional Equipment are contained in the parts list in their proper sequence and sections. These items were not marked optional since they are fully identified by their descriptions.

PIPER PARTS CATALOG

HOW TO IDENTIFY A PART IF YOU KNOW WHAT IT LOOKS LIKE AND KNOW WHERE IT IS LOCATED

1. Refer to Figure 1 to determine the section number in which the part is used.
2. Refer to the Table of Contents and locate the section. Note the figure numbers that illustrate the various subgroups of this main section.
 - a. Select the figure title you think might contain the part you wish to identify and turn to the grid (page) specified.
3. Find the part on the illustration and note the index number.

NOTE: If you don't find the part on this illustration, try another figure in this group.

4. Refer to the "Figure and Index Number" in the Parts Listing for complete description of the part.

HOW TO ORDER PARTS

In ordering parts for your Piper airplanes, observe the following instructions which will aid in your getting the right parts required without delay:

- a. Place your order with the distributor or dealer for your territory, since parts are available only through our distributor organization.
- b. Always specify the model and serial number of your airplane.
- c. Always specify Part Number, Name, Type and Quantity Required.
- d. Specify the method of shipment - freight, express, parcel post, air express, air freight or air parcel post. Where the nature of the shipment requires it or when no instructions are given, we reserve the right to ship the most suitable way.

GENERAL INFORMATION

a. Shortages

All orders are checked and rechecked before leaving our Shipping Department. A packing slip is enclosed with the shipment and claims for errors or shortages must be made within three days after receipt of orders.

b. Returned Goods

No material should be returned to us without first securing our written permission. Material sent in without notice will be held at the owner's risk for thirty (30) days and will then be disposed of as we see fit.

Transportation charges must be PREPAID on returned goods or the shipment will be refused.

c. Transportation Liabilities

The Piper Aircraft Corporation cannot be held liable for damages to parts in transit from the factory. If a shipment is received in a damaged condition, have the delivery man or Transportation Company make a notation of the damage and file your claim with the Carrier. In case of concealed damage, do not attempt to remove the part from the shipping container, or endeavor to repair the damage, but call the Carrier and have his Claim Agent inspect the damage before filing your claim with the Carrier.

PIPER PARTS CATALOG

PA-31-300, PA-31-310 and PA-31-325 SERIAL NUMBER INFORMATION

The following information should be kept in mind when ordering from this catalog

- a The serial numbers of the aircraft covered by this Parts Catalog are as follows
- (1) Serial numbers of the PA-31-310 Navajo Models are 31-5 to 31-751 inclusive
 - (2) Serial numbers of the PA-31-300 Navajo Models are 31-228 to 31-511 inclusive
 - (3) Serial numbers of the PA-31-310 Navajo "B" Models are 31-752 to 31-900 inclusive
 - (4) Serial numbers of the PA-31-310 Navajo "B" Models are 31-7300901 to 31-7300976 inclusive
 - (5) Serial numbers of the 1974 PA-31-310 Navajo "B" Models are 31-7400977 to 31-7400989 inclusive, 31-7400991 to 31-7401268 inclusive
 - (6) Serial number of the 1974 PA-31-325 Navajo "C/R" Model is 31-7400990
 - (7) Serial numbers of the 1975 PA-31-310 Navajo "C" Models are 31-7512001 to 31-7512072 inclusive
 - (8) Serial numbers of the 1975 PA-31-325 Navajo "C/R" Models are 31-7512006 to 31-7512072 inclusive
 - (9) Serial numbers of the 1976 PA-31-310 Navajo "C" Models and PA-31-325 Navajo "C/R" Models are 31-7612001 to 31-7612110 inclusive
 - (10) Serial numbers of the 1977 PA-31-310 Navajo "C" Models and PA-31-325 Navajo "C/R" Models are 31-7712001 to 31-7712103 inclusive
 - (11) Serial numbers of the 1978 PA-31-310 Navajo "C" Models and PA-31-325 Navajo "C/R" Models are 31-7812001 to 31-7812129 inclusive
 - (12) Serial numbers of the 1979 PA-31-310 Navajo "C" Models and PA-31-325 Navajo "C/R" Models are 31-7912001 to 31-7912124 inclusive
 - (13) Serial numbers of the 1980 PA-31-310 Navajo "C" Models and PA-31-325 Navajo "C/R" Models are 31-8012001 to 31-8012102 inclusive
 - (14) Serial numbers of the 1981 PA-31-310 Navajo "C" Models and PA-31-325 Navajo "C/R" Models are 31-8112001 to 31-8112077 inclusive
 - (15) Serial numbers of the 1982 PA-31-310 Navajo "C" Models and PA-31-325 Navajo "C/R" Models are 31-8212001 to 31-8212036 inclusive
 - (16) Serial numbers of the 1983 PA-31-310 Navajo "C" Models and PA-31-325 Navajo "C/R" Models are 31-8312001 to 31-8312019 inclusive

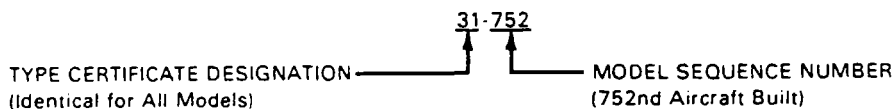
NOTE: Refer to the next grid (page) for an explanation of the various serial numbers that were used and appear on the Manufacturer's Identification Plate

PIPER PARTS CATALOG

PA-31-300, PA-31-310 and PA-31-325 SERIAL NUMBER EXPLANATION

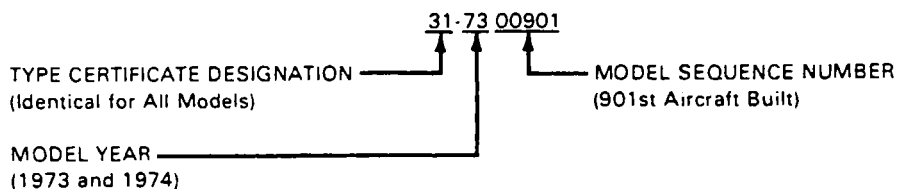
For PA-31-300 and PA-31-310 aircraft manufactured prior to 1973 model year, the Serial Number on the Manufacturer's Identification Plate is based on a 2-number set system. The first number set defines the Type Certificate Designation while the second set is the Model Sequence Number.

EXAMPLE - Aircraft manufactured prior to 1973 Model Year



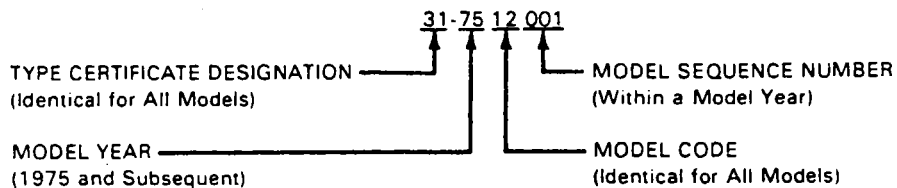
For PA-31-310 and PA-31-325 aircraft manufactured in 1973 and 1974 model years, the Serial Number on the Manufacturer's Identification Plate is based on a 3-number set system. The first number set defines the Type Certificate Designation, the second set is the Model Year, while the third set is the Model Sequence Number.

EXAMPLE - Aircraft manufactured in 1973 and 1974 Model Years



For PA-31-310 and PA-31-325 aircraft manufactured in 1975 model year and subsequent, the Serial Number on the Manufacturer's Identification Plate is based on a 4-number set system. The first number set defines the Type Certificate Designation, the second set is the Model Year, the third set is the Model Code, while the fourth set is the Model Sequence Number (within a model year).

EXAMPLE - Aircraft manufactured in 1975 Model Year and subsequent



PIPER PARTS CATALOG

STANDARD PAINT CHART

	MFG NO	PIPER PART NUMBER	
		QUART	GALLON
EXTERIOR			
ACRYLIC LACQUER			
Juneau White	L8973	4175 655	1175 655
Lakeland Blue	8979	4175 753	1175 753
Newport Blue (base coat)	8988	4175 756	1175 756
Newport Blue (top coat)	8991	4175 755	1175 755
Beaumont Blue	8993	4175 754	1175 754
Orlando Green	8981	4175 206	1175 206
Tampa Green (base coat)	8998	4175 208	1175 208
Tampa Green (top coat)	8997	4175 207	1175 207
Bimini Turquoise	8992	4175 752	1175 752
Nassau Turquoise	8978	4175 751	1175 751
Dakota Black	8906	4175 375	1175 375
Polar Gray	8986	4175 204	1175 204
Pontiac Red	8954	4175 590	1175 590
Mocha Tan	8985	4175 750	1175 750
Denver Brown (base coat)	8989	4175 297	1175 297
Denver Brown (top coat)	8977	4175 298	1175 298
Reno Gold (base coat)	8976	4175 343	1175 343
Reno Gold (top coat)	8974	4175 342	1175 342
Dallas Yellow	8975	4175 702	1175 702
Ocala Orange (base coat)	8909	4175 503	1175 503
Ocala Orange (top coat)	8907	4175 502	1175 502
Las Vegas Gold (base coat)	8931	4175 327	1175 327
Las Vegas Gold (top coat)	8929	4175 328	1175 328
Madrid Red (base coat)	8276	4175 131	1175 131
Madrid Red (top coat)	8910	4175 589	1175 589
Monterey Maroon (base coat)	8908	4175 758	1175 758
Monterey Maroon (top coat)	8904	4175 757	1175 757
Bahama Blue	8911	4175 442	1175 442
Avocado	8955	4175 209	1175 209
Lincoln Gray	8987	4175 205	1175 205
Baja Yellow (base coat)	8212	4175 704	1175 704
Baja Yellow (top coat)	8209	4175 703	1175 703
Lime Green (base coat)	8211	4175 214	1175 214
Lime Green (top coat)	8210	4175 213	1175 213
Saffron	8228	4175 385	1175 385
Claret	8223	4175 381	1175 381
Firethorn	8246	4175 384	1175 384
Dark Blue	8230	4175 387	1175 387
Sage Green	8226	4175 383	1175 383
Buckskin	8229	4175 386	1175 386
Hickory Brown	8231	4175 388	1175 388
Silver	8224	4175 382	1175 382
Sandalwood Tan	8271	4175 215	1175 215
Platinum Gray	8270	4175 216	1175 216
Thinner (fast drying) Titanine	8930	4179 138	1179 138
Thinner (slow drying) Titanine	8970	4179 134	1179 134

PIPER PARTS CATALOG

STANDARD PAINT CHART

	MFG NO	PIPER PART NUMBER	
		QUART	GALLON
EXTERIOR			
POLYURETHANE ENAMEL (Dupont Imron)			
Baja Yellow	H7850UH	4175 461	1175 461
Juneau White	H7848U	4175 462	1175 462
Ocala Orange	H7857UM	4175 463	1175 463
Madrid Red	H7851UM	4175 464	1175 464
Bahama Blue	H7853U	4175 465	1175 465
Avocado Green	H7852U	4175 466	1175 466
Las Vegas Gold	44469UH	4176 139	1176 139
Dakota Black	99U	4175 467	1175 467
Denver Brown	H7859U	4176 122	1176 122
Matador Red	H7858U	4175 468	1175 468
Royal Blue	H7856U	4175 469	1175 469
Hickory Brown	H7855U	4175 470	1175 470
Silver	45431U	4176 137	1176 137
Lime Green	H7854U	4175 460	1175 460
Sage Green	K7887U	4176 132	1176 132
Firethorn	K7888UW	4176 133	1176 133
Buckskin	K7890U	4176 135	1176 135
Dark Blue	K7891U	4176 136	1176 136
Dark Claret	K7886U	4176 131	1176 131
Medium Saffron	K7889UH	4176 134	1176 134
Platinum Gray	N7819U	4176 126	1176 126
Sandlewood Tan	N7818U	4176 127	1176 127
Catalyst	192S	4179 901	1179 901
Reducer	8485S	4179 480	1179 480
Retarder	8100S	4179 501	1179 501
Accelerator	189S	179 900	
Fisheye Eliminator	259S	179 902 (pint can only)	
POLYURETHANE PRIMER (Dupont Imron)			
Primer	825S	4170 745	1170 745
Catalyst	826S	4170 746	1170 746

TABLE OF CONTENTS

FIGURE NUMBER	FIGURE TITLE	GRID NUMBER
1	View of Complete Airplane	1A15
SECTION I WING GROUP		
2	Wing Installation	1A16
3	Wing Panel Inboard Parts Installation	1B1
4	Wing Panel Outboard Parts Installation	1B5
5	Wing Panel Leading Edge Assembly	1B9
6	Leading Edge Spar Assembly	1B13
7	Wing Panel Rear Spar Assembly	1C1
8	Aileron Assembly	1C10
9	Flap Assembly	1C14
SECTION II FUSELAGE GROUP		
10	Fuselage Assembly	1C18
11	Fuselage Upper Forward Section Assembly	1D1
12	Fuselage Upper Cabin Section Assembly (S/N 31-5 to 31-7612110 incl)	1D5
12A	Fuselage Upper Cabin Section Assembly (S/N 31-7712001 and up)	1D9
13	Pilot Door Fuselage Frame Installation	1D13
14	Fuselage Lower Forward Section Assembly	1D16
15	Fuselage Lower Forward Frame Assembly	1E1
16	Fuselage Lower Rear Section Assembly	1E6
17	Fuselage Lower Center Frame Assembly	1E11
18	Fuselage Lower Rear Frame Assembly	1E14
19	Cargo Door Fuselage Frame Installation	1E17
20	Fuselage Aft Section (Sta 244 to Sta 352)	1F1
21	Fuselage Aft Section (Sta 317 75 to Sta 352)	1F7
22	Floorboard Installation	1F11
23	Windshield Installation	1F15
24	Window Installation (S/N 31-5 to 31-7612110 incl)	1F18
24A	Window Installation (S/N 31-7712001 and up)	1G1
25	Emergency Exit Window Installation	1G5
26	Cabin Entrance Door Installation	1G10
27	Upper Cabin Entrance Door	1G14
28	Lower Cabin Entrance Door	1G17
29	Forward Baggage Door Installation	1H1
30	Cargo Door Assembly and Installation	1H5
31	Pilot Door Installation	1H10
32	Pilot Door Assembly (Complete)	1H14
SECTION III TAIL SURFACES GROUP		
33	Tail Surfaces Installation	1H19
34	Fin Assembly	1I1
35	Rudder Assembly	1I5
36	Stabilizer Assembly	1I9
37	Elevator Assembly	1I13

TABLE OF CONTENTS

FIGURE NUMBER	FIGURE TITLE	GRID NUMBER
SECTION VI		
INSTRUMENTS GROUP		
63	Instrument Panel Installation	2G9
64	Dual Instrument Panel Installation	2G16
65	Miscellaneous Air and Fluid Lines Installation	2G21
66	Dual Instrument Air System Installation	2H1
67	Instrument Pressure System Installation	2H4
67A	Instrument Pressure Installation (S/N 31-7612019 and up)	2H9
68	Static Pressure System Installation	2H14
SECTION VII		
POWER PLANT GROUP		
69	Power Plant Installation (PA-31-310/325)	2H18
70	Power Plant Installation (PA-31-300)	2I1
70A	Mechanical Tachometer Shaft Installation	2I5
71	Engine Exhaust System Installation (PA-31-300)	2I8
72	Engine Baffle Installation	2I11
73	Oil Cooler and Breather System Installation (PA-31-310/325)	2I14
74	Oil Cooler and Breather System Installation (PA-31-300)	2I18
75	Two Blade Propeller Assembly	2I21
76	Three Blade Propeller Assembly	2J1
77	Propeller Synchronizer System Installation	2J5
78	Propeller Synchrophaser System Installation (S/N 31-5 to 31-7812039 incl)	2J8
78A	Propeller Synchrophaser System Installation (S/N 31-7812040 and up)	2J11
79	Engine Controls Installation	2J14
80	Engine Cowl Installation	2J18
81	Cowl Flap Actuating Mechanism Installation	2J21
82	Nacelle Instl (PA-31-300/310) (Used if nacelle wing lockers are not installed)	2K1
83	Nacelle Instl (PA-31-310/325) (Used if nacelle wing lockers are installed)	2K6
84	Nacelle Locker Door Assembly and Installation	2K11
SECTION VIII		
FUEL SYSTEM GROUP		
85	Left Engine Fuel System Installation (PA-31-310)	3A5
86	Left Engine Fuel System Installation (PA-31-325)	3A10
87	Left Engine Fuel System Installation (PA-31-300)	3A15
88	Right Engine Fuel System Installation (PA-31-310)	3A19
89	Right Engine Fuel System Installation (PA-31-325)	3B1
90	Right Engine Fuel System Installation (PA-31-300)	3B6
91	Fuel Flow and Pressure Gauge Installation (PA-31-310/325)	3B10
92	Fuel Flow Gauge Installation (PA-31-300)	3B14
93	Fuel System Components	3B17
94	Emergency Fuel Pump Assembly (PA-31-300)	3B20
95	Fuel System Control Panel Installation	3C1
96	Main Fuel Cell and Liner Installation	3C6
97	Auxiliary Fuel Cell and Liner Installation	3C10
97A	Nacelle Fuel System Installation (Nayak) (PA-31-325) (S/N 31-8112001 and up)	3C14

TABLE OF CONTENTS

FIGURE NUMBER FIGURE TITLE GRID NUMBER

SECTION IX
CONTROL SYSTEM GROUP

98	Pedestal Installation	3C18
99	Pedestal Control Assembly	3D1
100	Aileron Control Installation	3D5
101	Aileron Trim Installation	3D9
102	Rudder Control Installation	3D13
103	Rudder Trim Installation	3D17
104	Elevator Control Installation	3D21
105	Elevator Trim Installation	3E1
106	Flap Control Installation	3E5
107	Control Wheel Installation (PA-31-300/310)	3E9
108	Control Wheel and Bobweight Installation (PA-31-325)	3E14
109	Rudder Pedal Installation	3E19

SECTION X
HYDRAULIC SYSTEM GROUP

110	Forward Hydraulic System Installation	3F1
111	Aft Hydraulic System Installation	3F6
112	Hydraulic System Components (Ozone)	3F10
112A	Hydraulic System Components (Wiebel)	3F14
113	Hydraulic Powerpak Assembly (Ozone)	3F18
113A	Hydraulic Powerpak Assembly Components (Ozone)	3F22
114	Hydraulic Powerpak Assembly (Wiebel)	3G1
114A	Hydraulic Powerpak Assembly Components (Wiebel)	3G5
115	Landing Gear Selector Mechanism Instl (S/N 31-5 to 31-511 incl)	3G8
116	Landing Gear Selector Mechanism Instl (S/N 31-512 and up)	3G11

SECTION XI
ENVIRONMENTAL GROUP

117	Heater and Defroster System Installation	3G14
118	Forward Heater Installation	3G19
119	Aft Heater Installation	3H1
120	Heater Assembly	3H5
121	Heater Assembly Components	3H9
122	Ventilation System Installation (S/N 31-5 to 31-7812129 incl)	3H12
122A	Ventilation System Installation (S/N 31-7912001 and up)	3H15
123	Cabin Exhaust Vent Installation	3H19
124	Ground Ventilation Fan Installation	3H22
125	Air Conditioning Evaporator Installation	3I1
126	Air Conditioning Freon System Installation	3I6
127	Air Conditioning Condenser and Scoop Installation	3I9
128	Oxygen System Installation (PA-31-300/310)	3I12
129	Oxygen System Installation (PA-31-310/325)	3I17
129A	Oxygen System Installation (Forward Mounted Bottle) (PA-31-310/325) (S/N 31-7712001 and up)	3I21
129B	Oxygen System Installation (Aft Mounted Bottle) (PA-31-310/325) (S/N 31-7912090 and up)	3J1
130	Pneumatic Deicing System Installation	3J5
130A	Pneumatic Deicing System Installation (S/N 31-7612077 to 31-7912124 incl)	3J9

TABLE OF CONTENTS

FIGURE NUMBER	FIGURE TITLE	GRID NUMBER
SECTION XI ENVIRONMENTAL GROUP		
130B	Pneumatic Deicing System Installation (S/N 31-8012001 and up)	3J13
131	Engine Compartment Deicing Instl (Used if nacelle wing lockers are not installed) (S/N 31-5 to 31-7912124 incl)	3J17
131A	Engine Compartment Deicing Instl (Used if nacelle wing lockers are not installed) (S/N 31-8012001 and up)	3J21
132	Engine Compartment Deicing Instl (Used if nacelle wing lockers are installed) (S/N 31-660 to 31-7912124 incl)	3K1
132A	Engine Compartment Deicing Instl (Used if nacelle wing lockers are installed) (S/N 31-8012001 and up)	3K5
SECTION XII ELECTRICAL SYSTEM GROUP		
133	Forward Electrical System Installation	4A5
134	Aft Electrical System Installation	4A10
135	Fuselage Harness Installation	4A14
136	Primary and Auxiliary Electrical Power Installation (S/N 31-5 to 31-659 and 31-661 to 31-711 inclusive)	4A18
137	Primary and Auxiliary Electrical Power Installation (S/N 31-660, 31-712 and up)	4B1
138	Switch and Circuit Breakers System Installation (S/N 31-5 to 31-7612110 inclusive)	4B5
138A	Switch and Circuit Breaker System Installation (S/N 31-7712001 and up)	4B10
139	Overhead Switch Panel Assembly (S/N 31-5 to 31-7812129 inclusive)	4B14
139A	Overhead Switch Panel Assembly (S/N 31-7912001 and up)	4B17
140	Landing Light Installation	4B21
141	Two Blade Propeller Electric Deicer Installation	4C1
142	Three Blade Propeller Electric Deicer Installation	4C4
143	Electric Windshield Wiper Installation	4C7
144	Strobe Lights Installation (PA-31-310) (S/N 31-649 to 31-7300961 incl)	4C10
145	Strobe Lights Installation (PA-31-310/325) (S/N 31-7300962 and up)	4C13
SECTION XIII ELECTRONICS GROUP		
146	Bendix Radar Installation (RDR-100 and RDR-110)	4C16
146A	Bendix Radar Installation (RDR-130)	4C19
146B	Bendix Radar Installation (RDR-140)	4C22
146C	Bendix Radar Installation (RDR-150)	4D1
146D	Bendix Radar Installation (RDR-160)	4D4
146E	Bendix Radar Installation (RDR-230 HP)	4D7
147	RCA Radar Installation (AVQ 47)	4D10
147A	King Radar Installation (KWX-40/KWX-50)	4D13
147B	King Radar Installation (KWX-56) (S/N 31-8312016 and up)	4D16
147C	RCA Radar Installation (Weatherscout II)	4D19
148	Radar Altimeter Installation (Bonzer)	4D22
148A	Radar Altimeter Installation (King) (PA-31-310/325) (S/N 31-7812001 and up)	4E1
149	AltiMatic Pilot III and III B Installations (PA-31-300/310) (S/N 31-5 to 31-764 incl)	4E4
150	AltiMatic Pilot III B-1 Installation (PA-31-310/325) (S/N 31-765 and up)	4E9
150A	AltiMatic Pilot III C Installation (PA-31-310/325) (S/N 31-7512023 to 31-8112077 incl)	4E13
151	Glide Slope Coupler Installation	4E17

PIPER PARTS CATALOG

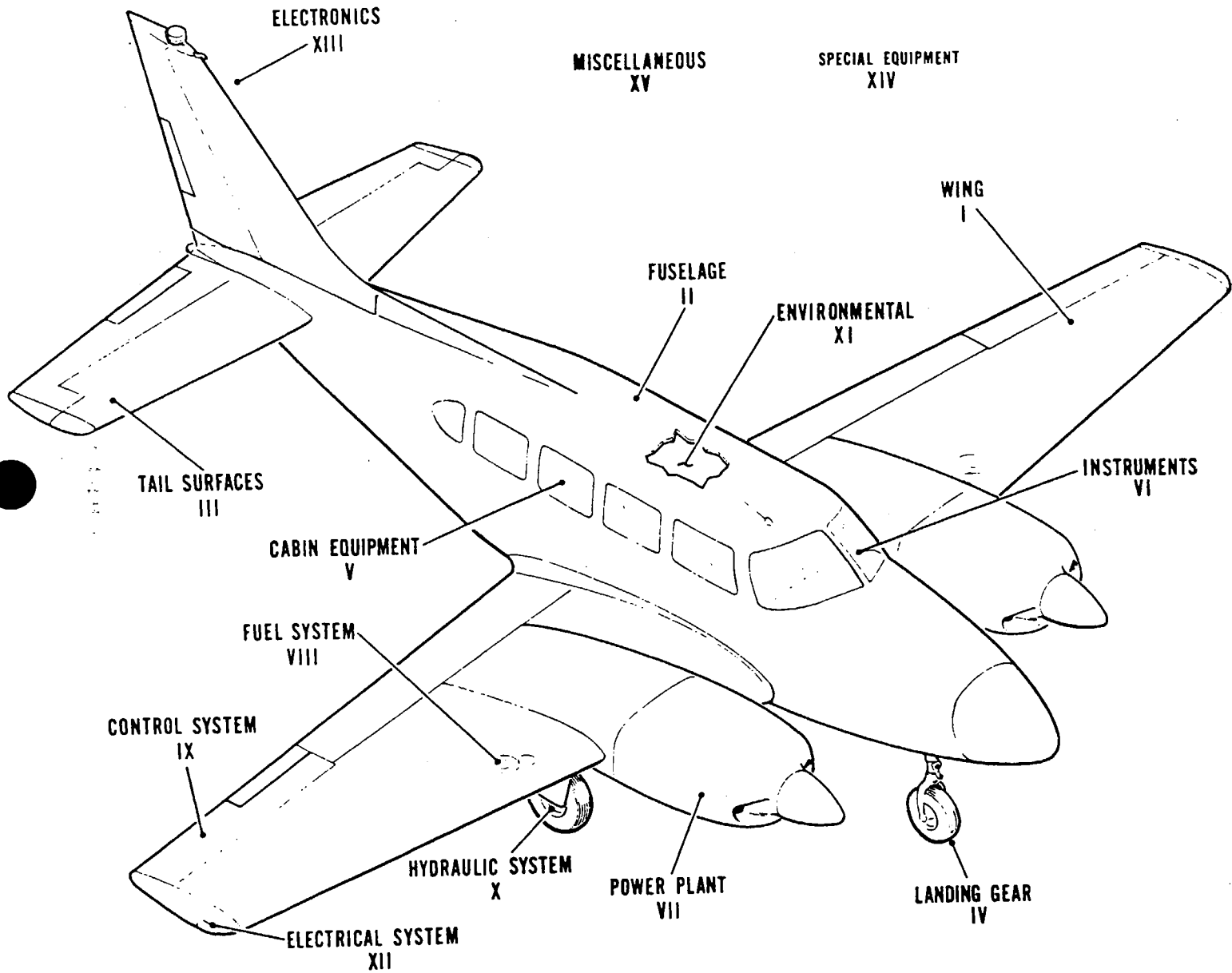


Figure 1. View of Complete Airplane

PIPER PARTS CATALOG

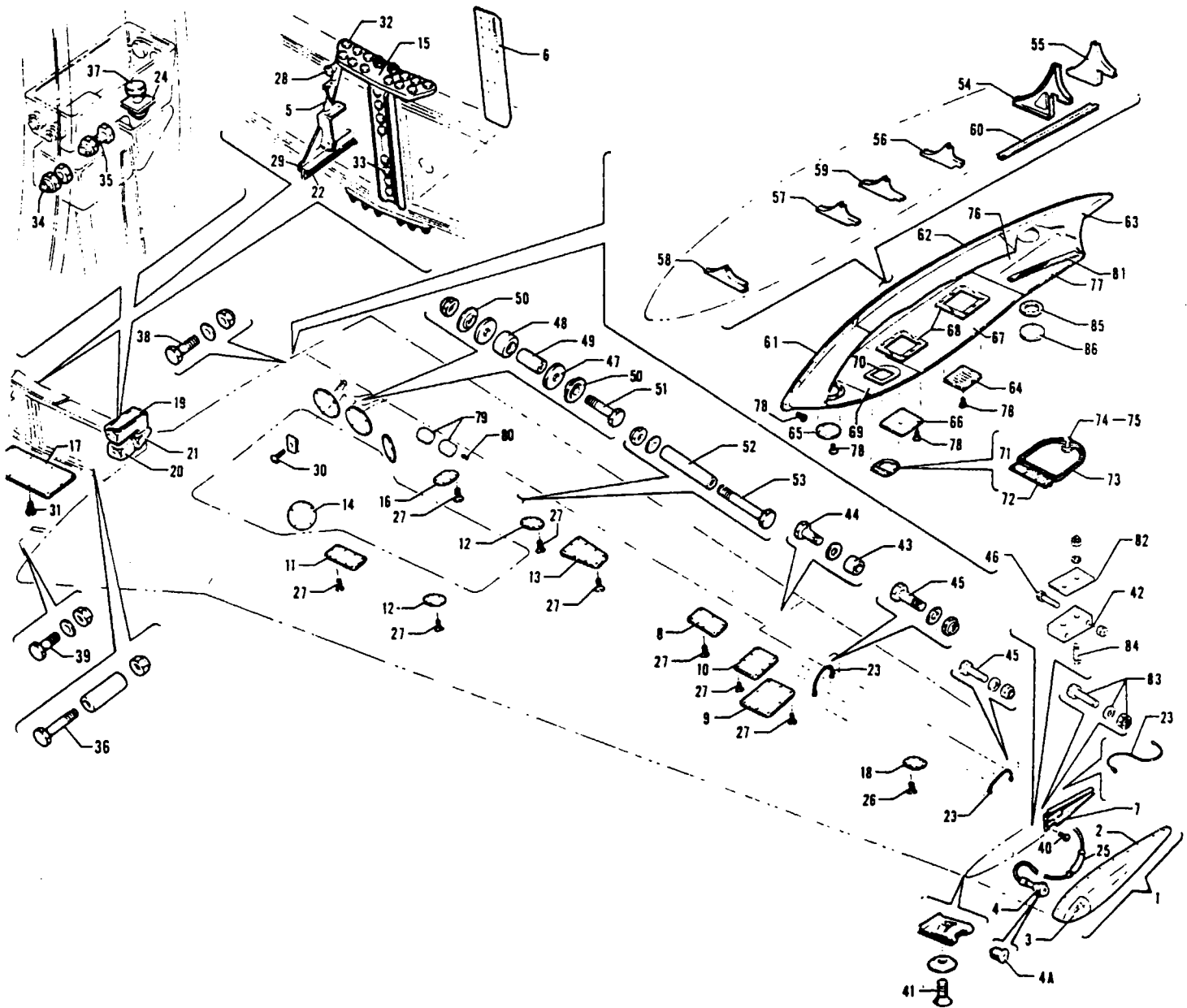


Figure 2 Wing Installation

1A16

PIPER PARTS CATALOG

CODE EXPLANATIONS FOR FIGURE 2

- A - See Figure 144 if Wing Tip Strobe Lights are installed.
- B - Used on serial numbers 31-5 to 31-644 inclusive, 31-646 to 31-656, and 31-658 to 31-662 inclusive.
- C - Used on serial numbers 31-645, 31-657, and 31-663 to 31-7300961 inclusive.
- D - See Figure 145 if navigation and strobe lights and/or recognition lights are installed.
- E - Used on serial numbers 31-7300962 to 31-7400989 inclusive, and 31-7400991 to 31-7512005 inclusive.
- F - Used on serial numbers 31-5 to 31-7400989 inclusive, and 31-7400991 to 31-7512005 inclusive.
- G - Used if pilot door is not installed.
- H - Used if pilot door is installed.
- J - Used in place of 86102-105 if oversize bushing is required.

PIPER PARTS CATALOG

Figure and Index Number	Part Number	Code	Nomenclature	No. Req.	Serial Numbers Affected
2-	40600 41488 41565		DRAWING - Wing Installation DRAWING - Flap Installation DRAWING - Aileron Installation		
-1	42027-00 42027-07 42027-15 44587-16 44587-22 42027-01 42027-08 42027-16 44587-17 44587-23	A,B A,C A D,E D A,B A,C A D,E D	TIP ASSEMBLY - Wing, left (with navigation light) TIP ASSEMBLY - Wing, left (with navigation light) TIP ASSEMBLY - Wing, left (with navigation light) TIP ASSEMBLY - Wing, left (less navigation and strobe light) TIP ASSEMBLY - Wing, left (less navigation and strobe light) TIP ASSEMBLY - Wing, right (with navigation light) TIP ASSEMBLY - Wing, right (with navigation light) TIP ASSEMBLY-Wing,right(with navigation light) TIP ASSEMBLY - Wing, right (less navigation and strobe light) TIP ASSEMBLY - Wing, right (less navigation and strobe light)	1 1 1 1 1 1 1 1 1 1	 31-7300929 to 31-7300961 incl. 31-7400990, 31-7512006 and up 31-7300929 to 31-7300961 incl
-2	42027-02 42027-03	A A	* TIP ASSEMBLY - Wing, left * TIP ASSEMBLY - Wing, right	1 1	31-5 to 31-7300961 inclusive 31-5 to 31-7300961 inclusive
-3	42027-04 42027-05	A A	* PLEXIGLASS - Wing tip assembly, left * PLEXIGLASS - Wing tip assembly, right	1 1	31-5 to 31-7300961 inclusive 31-5 to 31-7300961 inclusive
-4	43258-02 43258-04 43258-00 43258-03	A,B A,C A,B A,C	* LIGHT ASSEMBLY - Wing tip, red, left * LIGHT ASSEMBLY - Wing tip, red, left * LIGHT ASSEMBLY - Wing tip, green, right * LIGHT ASSEMBLY - Wing tip, green, right	1 1 1 1	
-4a	753 478	A	* * BULB - Wing tip (A-7512-24)	1	31-5 to 31-7300961 inclusive
-5	41027-00 41027-01		BRACE ASSEMBLY - Wing spar, left BRACE ASSEMBLY - Wing spar, right	1 1	
-6	40624-00		CHANNEL - Spar attachment, wing	2	
-7	40510-00 54331-02 40510-01 54331-03	F F	RIB - Wing tip attachment, Sta. 239, left RIB - Wing tip attachment, Sta. 239, left RIB - Wing tip attachment, Sta. 239, right RIB - Wing tip attachment, Sta. 239, right	1 1 1 1	 31-7400990, 31-7512006 and up 31-7400990, 31-7512006 and up
-8	40629-00 40629-01		COVER - Aileron pulley access, wing, left COVER - Aileron pulley access, wing, right	1 1	
-9	40636-00 40636-01		COVER - Aileron bellcrank access, wing, left COVER - Aileron bellcrank access, wing, right	1 1	
-10	42118-01 42118-00		COVER - Aileron mechanism access, wing, left COVER - Aileron mechanism access, wing, right	1 1	
-11	40569-00		PLATE - Wing access	2	
-12	40567-00 40567-00 71139-02		PLATE - Wing access PLATE - Wing access, aft PLATE - Wing access, forward	4 2 2	31-5 to 31-7912123 incl. 31-7912124 and up 31-7912124 and up
-13	40587-00 40587-01		PLATE - Wing access, left PLATE - Wing access, right	1 1	
-14	40468-00		PLATE - Wing, cover	8	
-15	40565-02 40565-03		PLATE - Wing, main spar attachment, bottom PLATE - Wing, main spar attachment, top	1 1	
-16	40563-00		PLATE - Wing access	2	
-17	41028-00		PLATE - Fuselage access cover, Sta. 135 to Sta. 140	1	
-18	20370-00		PLATE - Wing, access hole center	2	
-19	45155-00		FITTING - Main spar attachment, upper	2	
-20	40329-03		FITTING - Main spar attachment, lower, forward	2	
-21	40319-00		FITTING - Main spar attachment, lower, aft	1	
-22	42060-00		ANGLE - Longitudinal beam splice	2	
-23	49972-02		STRAP ASSEMBLY - Lightning protection	3	
-24	44155-00		SHIM - Main spar attachment fitting	AR	
-25	90797-72		SLEEVE- Insulating	2	
-26	414 779 414 425 414 779		SCREW - (MS24693-S49) SCREW - (MS24693-BB50), left SCREW - (MS24693-S49), right	16 8 8	31-5 to 31-8112045 incl. 31-8112046 and up 31-8112046 and up
-27	414 779		SCREW - (MS24693-S49)	134	

When ordering, always specify Part Number, Description, and Serial Number of Aircraft

PIPER PARTS CATALOG

Figure and Index Number	Part Number	Code	NOMENCLATURE	No Req	SERIAL NUMBERS AFFECTED
2-28	400 011		BOLT - (AN4-16A)	2	
	407 565		WASHER - (AN960-416)	2	
	404 888		NUT - (MS20365-428C)	2	
-29	401 266		BOLT - (AN3-5A)	8	
	404 887		NUT - (MS20365-1032C)	8	
-30	415 518		SCREW - (MS35206-228)	32	
	406 434		NUT - (A188-632-1)	32	
-31	415 535		SCREW - (MS35206-245)	10	
-32	401 394		BOLT - (AN6-13A)	28	
	407 567		WASHER - (AN960-616)	28	
	404 890		NUT - (MS20365-624C)	28	
-33	400 441		BOLT - (AN3-7A)	16	
	404 887		NUT - (MS20365-1032C)	16	
-34	401 186		BOLT - (AN5-6A)	10	
	404 889		NUT - (MS20365-524C)	10	
-35	401 353		BOLT - (AN5-12A)	2	
	407 566		WASHER - (AN960-516)	2	
	404 889		NUT - (MS20365-524C)	2	
-36	401 365		BOLT - (AN5-26A)	2	
	41413-36		BUSHING - Spacer	2	
	404 889		NUT - (MS20365-524C)	2	
-37	401 353		BOLT - (AN5-12A)	2	
	407 566		WASHER - (AN960-516)	2	
	404 889		NUT - (MS20365-524C)	2	
-38	400 004		BOLT - (AN7-12A)	2	31-5 to 31-8312010 inclusive
	400 621		BOLT - (AN8-12A)	2	31-8312011 and up
	407 568		WASHER - (AN960-716)	4	31-5 to 31-8312010 inclusive
	407 569		WASHER - (AN960-816)	4	31-8312011 and up
	404 891		NUT - (MS20365-720C)	2	31-5 to 31-8312010 inclusive
	404 900		NUT - (MS20365-820C)	2	31-8312011 and up
-39	401 504		BOLT - (AN7-10A)	2	
	407 568		WASHER - (AN960-716)	4	
	404 891		NUT - (MS20365-720C)	2	
-40	415 533		SCREW - (MS35206-243)	4	
-41	414 748		SCREW - (MS24693-S28)	44	
	494 071		WASHER - (AN3236-012-1)	44	
	406 362		NUT - (C8095-632-1)	44	
-42	40374-00	F	WEIGHT - Aileron balance, left	1	
	54325-02		WEIGHT - Aileron balance, left	1	31-7400990, 31-7512006 and up
	40373-00	F	WEIGHT - Aileron balance, right	1	
	54325-03		WEIGHT - Aileron balance, right	1	31-7400990, 31-7512006 and up
-43	41413-51		BUSHING - Aileron tab, right	1	
-44	400 440		BOLT - (AN3-6A) Right	1	
	81342-09		WASHER - Right	1	
-45	401 311		BOLT - (AN4-11A)	4	
	19513-64		WASHER	4	
	404 888		NUT - (MS20365-428C)	4	
-46	400 446	F	BOLT - (AN3-16A) Left and right	4	
	400 451		BOLT - (AN3-20A) Left	2	31-7400990, 31-7512006 to 31-8112012 incl
	400 453		BOLT - (AN3-21A) Left	2	31-8112013 and up
	400 455		BOLT - (AN3-23A) Right	2	31-7400990, 31-7512006 and up
	407 584		WASHER - (AN960-10L)	4	
	404 835		NUT - (MS20364-1032C)	4	
-47	40559-43		WASHER - Flap, outboard track	8	
	40559-42		WASHER - Flap, inboard and center track	16	

When ordering always specify Part Number, Description and Serial Number of Aircraft

PIPER PARTS CATALOG

Figure and Index Number	Part Number	Code	Nomenclature	No. Req.	Serial Numbers Affected
2-48	86102-104		BUSHING - Flap, outboard track	4	
	86102-105		BUSHING - Flap, center track	4	
	49982-43	J	BUSHING - Flap, center track, oversize	4	
	86102-106		BUSHING - Flap, inboard track	4	
-49	41413-05		BUSHING - Flap, outboard, center and inboard track	12	
-50	408 837		WASHER - Flap, outboard and inboard track assembly (3512-20-03-0544)	16	
-51	401 312		BOLT - (AN4-12A)	12	
	407 565		WASHER - (AN960-416)	12	
	404 888		NUT - (MS20365-428C)	12	
-52	41413-37		BUSHING - Transmission bracket spacer, left	1	
-53	400 460		BOLT - Left (AN3-35A)	1	
	407 564		WASHER - Left (AN960-10)	3	
	404 887		NUT - Left (MS20365-1032C)	1	
-54	42004-00		BULKHEAD - Wing fillet, Sta. 181, left	1	31-5 to 31-136 inclusive
	43646-04		BULKHEAD - Wing fillet, Sta. 181, left	1	31-137 and up
	42004-01		BULKHEAD - Wing fillet, Sta. 181, right	1	31-5 to 31-136 inclusive
	43646-05		BULKHEAD - Wing fillet, Sta. 181, right	1	31-137 and up
-55	42005-00		BULKHEAD - Wing fillet, Sta. 191.7, left	1	31-5 to 31-136 inclusive
	43649-04	G	BULKHEAD - Wing fillet, Sta. 191.7, left	1	31-137 and up
	44582-02	H	BULKHEAD - Wing fillet, Sta. 191.7, left	1	
	42005-01		BULKHEAD - Wing fillet, Sta. 191.7, right	1	31-5 to 31-136 inclusive
	43649-05		BULKHEAD - Wing fillet, Sta. 191.7, right	1	31-137 and up
-56	42006-00		BULKHEAD ASSEMBLY - Wing fillet, Sta. 162.60, left	1	31-5 to 31-136 inclusive
	43645-00		BULKHEAD ASSEMBLY - Wing fillet, Sta. 162.60, left	1	31-137 and up
	42006-01		BULKHEAD ASSEMBLY - Wing fillet, Sta. 162.60, right	1	31-5 to 31-136 inclusive
	43645-01		BULKHEAD ASSEMBLY - Wing fillet, Sta. 162.60, right	1	31-137 and up
-57	42007-00		BULKHEAD ASSEMBLY - Wing fillet, Sta. 140, left	1	31-5 to 31-136 inclusive
	43648-00		BULKHEAD ASSEMBLY - Wing fillet, Sta. 140, left	1	31-137 and up
	42007-01		BULKHEAD ASSEMBLY - Wing fillet, Sta. 140, right	1	31-5 to 31-136 inclusive
	43648-01		BULKHEAD ASSEMBLY - Wing fillet, Sta. 140, right	1	31-137 and up
-58	42009-00		BULKHEAD ASSEMBLY - Wing fillet, Sta. 111.50, left	1	31-5 to 31-136 inclusive
	43647-00		BULKHEAD ASSEMBLY - Wing fillet, Sta. 111.50, left	1	31-137 to 31-8012049 incl.
	43647-06		BULKHEAD ASSEMBLY - Wing fillet, Sta. 111.50, left	1	31-3012050 and up
	42009-01		BULKHEAD ASSEMBLY - Wing fillet, Sta. 111.50, right	1	31-5 to 31-136 inclusive
	43647-01		BULKHEAD ASSEMBLY - Wing fillet, Sta. 111.50, right	1	31-137 to 31-8012049 incl.
	43647-07		BULKHEAD ASSEMBLY - Wing fillet, Sta. 111.50, right	1	31-8012050 and up
-59	42010-00		BULKHEAD ASSEMBLY - Wing fillet, Sta. 151.30, left	1	31-5 to 31-136 inclusive
	43683-00		BULKHEAD ASSEMBLY - Wing fillet, Sta. 151.30, left	1	31-137 and up
	42010-01		BULKHEAD ASSEMBLY - Wing fillet, Sta. 151.30, right	1	31-5 to 31-136 inclusive
	43683-01		BULKHEAD ASSEMBLY - Wing fillet, Sta. 151.30, right	1	31-137 and up
-60	42003-00		CHANNEL - Wing fillet, left	1	
	42003-01		CHANNEL - Wing fillet, right	1	
-61	42224-00		FILLET ASSEMBLY - Wing root, forward left	1	
	42224-01		FILLET ASSEMBLY - Wing root, forward right	1	
-62	42274-00		FILLET ASSEMBLY - Wing root, center left	1	
	42274-01		FILLET ASSEMBLY - Wing root, center right	1	
-63	42342-00		FILLET - Wing root, rear left	1	
	42342-01		FILLET - Wing root, rear right	1	
-64	43004-00		PLATE - Louvered access hole cover	2	
-65	17318-02		PLATE - Access hole cover	2	
-66	41840-03		PLATE ASSEMBLY - Access hole cover	2	
	463 391		* GROMMET - Drainage, plastic (AN231-4)	1	
-67	42130-00		PLATE ASSEMBLY - Wing fillet, bottom center, left	1	
	42130-01		PLATE ASSEMBLY - Wing fillet, bottom center, right	1	
-68	17315-00		* PLATE ASSEMBLY - Access hole reinforcement, rear	1	
	17315-06		* PLATE ASSEMBLY - Access hole reinforcement, front	1	
-69	42211-00		PLATE ASSEMBLY - Wing fillet, bottom access, left	1	
	42211-01		PLATE ASSEMBLY - Wing fillet, bottom access, right	1	
-70	19803-04		* PLATE - Wing fillet reinforcement	1	

When ordering, always specify Part Number, Description, and Serial Number of Aircraft

PIPER PARTS CATALOG

Figure and Index Number	Part Number	Code	NOMENCLATURE	No. Req	SERIAL NUMBERS AFFECTED
2-71	42173-00		* PLATE ASSEMBLY - Wing fillet access	1	
-72	19799-00		** HINGE ASSEMBLY - Wing fillet access	1	
-73	189 743		** TAPE - Teflon (1" wide x 108' roll)	AR	
-74	487 614		** STUD - (2600-2W)	1	
-75	494 060		** WASHER - Lock (2600LW)	1	
-76	42279-00	G	PLATE - Wing fillet, bottom rear, left	1	31-5 to 31-7712103 inclusive
	42279-04	G	PLATE - Wing fillet, bottom rear, left	1	31-7812001 and up
	42279-02	H	PLATE - Wing fillet, bottom rear, left	1	31-5 to 31-7712103 inclusive
	42279-05	H	PLATE - Wing fillet, bottom rear, left	1	31-7812001 and up
	42279-01		PLATE - Wing fillet, bottom rear, right	1	31-5 to 31-7712103 inclusive
	42279-03		PLATE - Wing fillet, bottom rear, right	1	31-7812001 and up
-77	42308-00		SKIN - Wing fillet, inner	2	
-78	414 763		SCREW - (AN507-832R8)	44	
-79	40607-00		PLATE - Wing access	4	
-80	415 533		SCREW - (MS35206-243)	32	
-81	43508-00		STRIP - Chafing	1	
-82	54395-02		WEIGHT - Aileron balance trim	AR	31-7400990, 31-7512006 and up
	54395-03		WEIGHT - Aileron balance trim (with counter bored bolt holes)	AR	31-8112013 and up
-83	400 009		BOLT - (AN4-14A)	2	31-7400990, 31-7512006 and up
	407 585		WASHER - (AN960-416L)	2	31-7400990, 31-7512006 and up
	404 888		NUT - (MS20365-428C)	2	31-7400990, 31-7512006 and up
-84	400 874		BOLT - (AN23-22A) (1 13/32 L)	2	31-7400990,
	400 882		BOLT - (AN23-30A) (1 29/32 L)	2	31-7512006 to 31-8112012 incl
	400 888		BOLT - (AN23-28A) (1 25/32 L)	2	31-7400990, 31-8112012 incl
	400 478		BOLT - (AN23-26A) (1 21/32 L)	2	31-7400990, 31-7512006 and up
	407 584		WASHER - (AN960-10L)	2	31-8112013 and up
	404 887		NUT - (MS20365-1032C)	2	31-7400990,
					31-7512006 to 31-8112012 incl
-85	49351-02		PLATE ASSEMBLY - Antenna, left	1	31-7812001 and up
	49351-03		PLATE ASSEMBLY - Antenna, right	1	31-7812001 and up
-86	49352-02		PLATE - Cover	2	31-7812001 and up

When ordering, always specify Part Number, Description and Serial Number of Aircraft

PIPER PARTS CATALOG

GRIDS 1A22 THRU 1A24
INTENTIONALLY LEFT BLANK

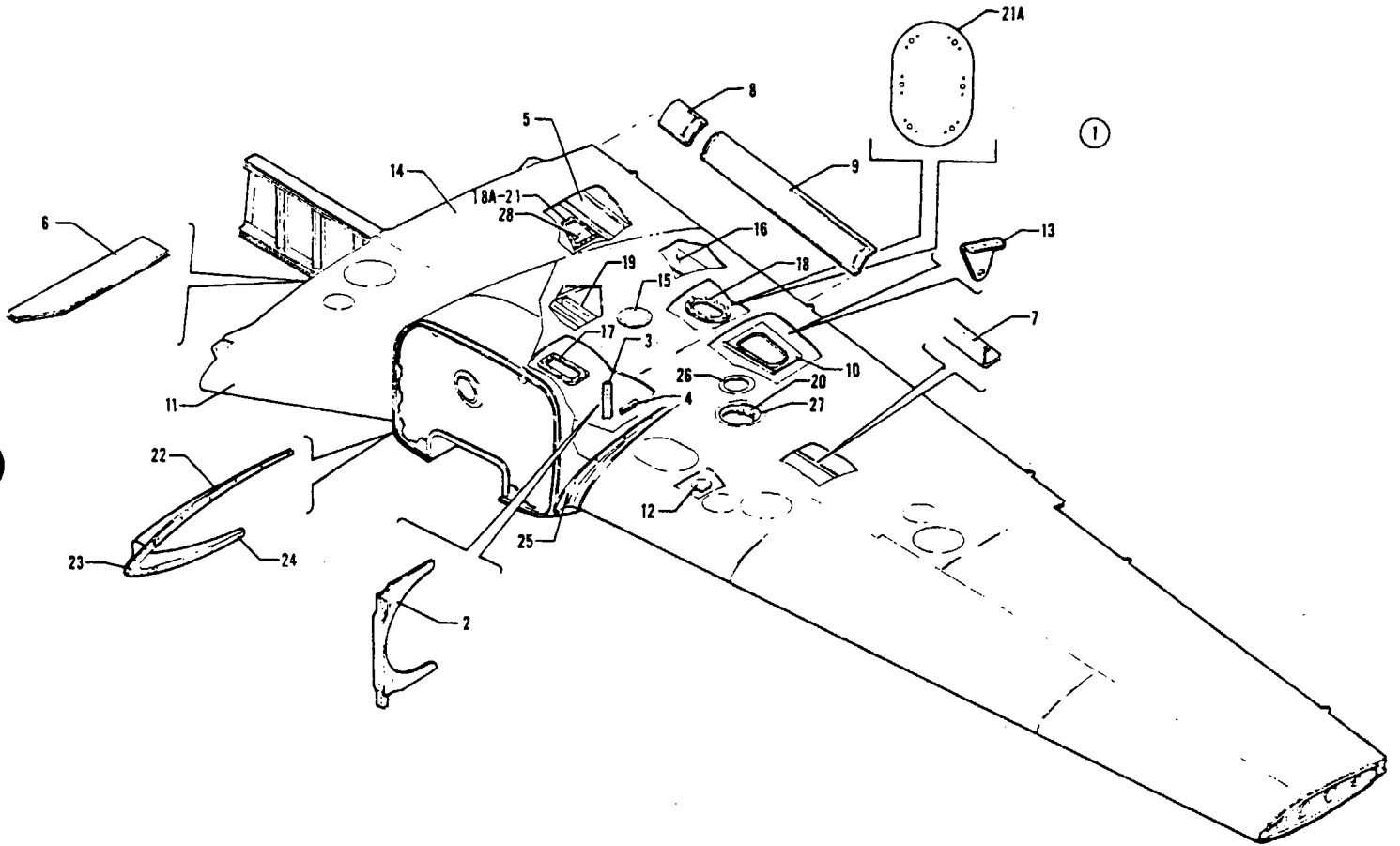


Figure 3 Wing Panel Inboard Parts Installation

PIPER PARTS CATALOG

CODE EXPLANATIONS FOR FIGURE 3

- A - All items on Figures 4, 5, 6, 7, 82, 83, 96 and 97 are components of this assembly.
- B - See Figure 7 for component parts.
- C - See Figure 5 for component parts.
- D - Used on serial numbers 31-5 to 31-7300923 inclusive, 31-7300925, 31-7300927, 31-7300929 and 31-7300931.
- E - Used on serial numbers 31-7300924, 31-7300926, 31-7300928, 31-7300930, 31-7300932 and up.
- F - Used on serial numbers 31-7300924, 31-7300926, 31-7300928, 31-7300930, 31-7300932 to 31-7400989 inclusive and 31-7400991 to 31-7512005 inclusive.
- G - Used on serial numbers 31-5 to 31-7400989 inclusive and 31-7400991 to 31-7512005 inclusive.

PIPER PARTS CATALOG

Figure and Index Number	Part Number	Code	NOMENCLATURE	No Req	SERIAL NUMBERS AFFECTED	
3-1	40723-00	A,D	PANEL ASSEMBLY - Wing, left	1		
	40723-01	A,D	PANEL ASSEMBLY - Wing, right	1		
	40723-10	A,F	PANEL ASSEMBLY - Wing, left	1		
	40723-11	A,F	PANEL ASSEMBLY - Wing, right	1		
	40723-12	A	PANEL ASSEMBLY - Wing, left	1	31-7400990, 31-7512006 to 31-7712103 inclusive	
	40723-13	A	PANEL ASSEMBLY - Wing, right	1	31-7400990, 31-7512006 to 31-7712103 inclusive	
	40723-16	A	PANEL ASSEMBLY - Wing, left	1	31-7812001 to 31-7812129 incl	
	40723-17	A	PANEL ASSEMBLY - Wing, right	1	31-7812001 to 31-7812129 incl	
	40723-14	A	PANEL ASSEMBLY - Wing, left	1	31-7912001 and up	
	40723-15	A	PANEL ASSEMBLY - Wing, right	1	31-7912001 and up	
	-2	40456-00		* PLATE - Wing panel assembly, rib attachment, main spar, left	1	
		40456-01		* PLATE - Wing panel assembly, rib attachment, main spar, right	1	
	-3	40460-00		* ANGLE - Wing panel assembly, fuel cell liner support	1	
	-4	40464-00		* ANGLE - Wing panel assembly, fuel cell liner support	1	
	-5	40703-00	B,G	* REAR SPAR ASSEMBLY - Wing panel assembly, left	1	
40703-08		B	* REAR SPAR ASSEMBLY - Wing panel assembly, left	1	31-7400990, 31-7512006 to 31-7712103 inclusive	
	40703-12	B	* REAR SPAR ASSEMBLY - Wing panel assembly, left	1	31-7812001 to 31-7812129 incl	
	40703-10	B	* REAR SPAR ASSEMBLY - Wing panel assembly, left	1	31-7912001 and up	
	40703-01	B,G	* REAR SPAR ASSEMBLY - Wing panel assembly, right	1		
	40703-09	B	* REAR SPAR ASSEMBLY - Wing panel assembly, right	1	31-7400990, 31-7512006 to 31-7712103 inclusive	
	40703-13	B	* REAR SPAR ASSEMBLY - Wing panel assembly, right	1	31-7812001 to 31-7812129 incl	
	40703-11	B	* REAR SPAR ASSEMBLY - Wing panel assembly, right	1	31-7912001 and up	
-6	40523-00		* PLATE - Wing panel assembly, doubler, left	1		
	40523-01		* PLATE - Wing panel assembly, doubler, right	1		
-7	40586-44		* STRINGER - Wing panel assembly, (hooked type) (6' length)	AR		
	149 205		* STRINGER - Wing panel assembly (bulbed type) (12' length)	AR		
-8	40533-00		* SPAR ASSEMBLY - False, wing panel assembly, Sta 30 to Sta 39 5, left	1		
	40533-01		* SPAR ASSEMBLY - False, wing panel assembly, Sta 30 to Sta 39 5, right	1		
-9	40534-08		* SPAR ASSEMBLY - False, wing panel assembly, Sta 39 5 to Sta 87 5, left	1		
	40534-09		* SPAR ASSEMBLY - False, wing panel assembly, Sta 39 5 to Sta 87 5, right	1		
-10	40566-00		* PLATE ASSEMBLY - Wing panel assembly, access hole reinforcement, left	1	31-5 to 31-197 inclusive	
	43869-00		* PLATE ASSEMBLY - Wing panel assembly, access hole reinforcement, left	1	31-198 and up	
	40566-01		* PLATE ASSEMBLY - Wing panel assembly, access hole reinforcement, right	1	31-5 to 31-197 inclusive	
	43869-01		* PLATE ASSEMBLY - Wing panel assembly, access hole reinforcement, right	1	31-198 and up	
-11	40659-00	C,D	* LEADING EDGE ASSEMBLY - Wing panel assembly, left	1		
	40659-01	C,D	* LEADING EDGE ASSEMBLY - Wing panel assembly, right	1		
	40659-14	C,E	* LEADING EDGE ASSEMBLY - Wing panel assembly, left	1		
	40659-15	C,E	* LEADING EDGE ASSEMBLY - Wing panel assembly, right	1		
-12	25597-00		* PAD - Wing panel assembly, jack	1		
-13	41601-00		* BRACKET - Potentiometer mounting, left	1		
	41601-03		* BRACKET - Potentiometer mounting, right	1	31-7912001 and up	

When ordering, always specify Part Number, Description and Serial Number of Aircraft

PIPER PARTS CATALOG

Figure and Index Number	Part Number	Code	NOMENCLATURE	No Req	SERIAL NUMBERS AFFECTED
3-14	44723-02		* SKIN ASSEMBLY - Wing panel assembly, top, left	1	
	44723-03		* SKIN ASSEMBLY - Wing panel assembly, top, right	1	
-15	44448-00		* * COVER - Wing panel assembly	1	
-16	40723-04	D	* SKIN ASSEMBLY - Wing panel assembly, bottom, left	1	
	40723-06	E	* SKIN ASSEMBLY - Wing panel assembly, bottom, left	1	
	40723-05		* SKIN ASSEMBLY - Wing panel assembly, bottom, right	1	
-17	40568-00		* * PLATE ASSEMBLY - Wing panel assembly, wing access hole reinforcement	1	
-18	40570-00		* * PLATE ASSEMBLY - Wing panel assembly, wing access hole reinforcement	1	
-18a	52054-03	E	* * PLATE - Reinforcement	1	
-19	40625-00		* ANGLE - Rear spar assembly, main landing gear uplock	1	
-20	43961-00		* BRACKET - Rear spar assembly, fuel cell upper support, left	1	
	43961-01		* BRACKET - Rear spar assembly, fuel cell upper support, right	1	
-21	52054-03	D	* PLATE - Reinforcement	1	
-21a	50128-06		* PLATE ASSEMBLY - Cover, Sta 92 50	1	31-7812085 and up
-22	42455-08		FAIRING ASSEMBLY - Left nacelle, top, inboard	1	
	42455-09		FAIRING ASSEMBLY - Right nacelle, top, inboard	1	
-23	42455-10		FAIRING ASSEMBLY - Left nacelle, forward, inboard	1	
	42455-11		FAIRING ASSEMBLY - Right nacelle, forward, inboard	1	
-24	42455-12		FAIRING ASSEMBLY - Left nacelle, bottom, inboard	1	
	42455-13		FAIRING ASSEMBLY - Right nacelle, bottom, inboard	1	
-25	42426-00		FAIRING ASSEMBLY - Left nacelle, outboard	1	
	42426-01		FAIRING ASSEMBLY - Right nacelle, outboard	1	
-26	40378-00		PLATE ASSEMBLY - Wing panel assembly, fuel gauge support, left	1	31-5 to 31-867 inclusive
	40378-06		PLATE ASSEMBLY - Wing panel assembly, fuel gauge support, left	1	31-868 to 31-7612057 inclusive
	40378-10		PLATE ASSEMBLY - Wing panel assembly, fuel gauge support, left	1	31-7612058 and up
	40378-01		PLATE ASSEMBLY - Wing panel assembly, fuel gauge support, right	1	31-5 to 31-867 inclusive
	40378-07		PLATE ASSEMBLY - Wing panel assembly, fuel gauge support, right	1	31-868 to 31-7612057 inclusive
	40378-11		PLATE ASSEMBLY - Wing panel assembly, fuel gauge support, right	1	31-7612058 and up
-27	40532-00		PLATE ASSEMBLY - Wing panel assembly, fuel cell access reinforcement	1	31-5 to 31-867 inclusive
	40532-06		PLATE ASSEMBLY - Wing panel assembly, fuel cell access reinforcement	1	31-868 and up
-28	52054-04		PLATE - Access, wing	1	

When ordering, always specify Part Number, Description and Serial Number of Aircraft

PIPER PARTS CATALOG

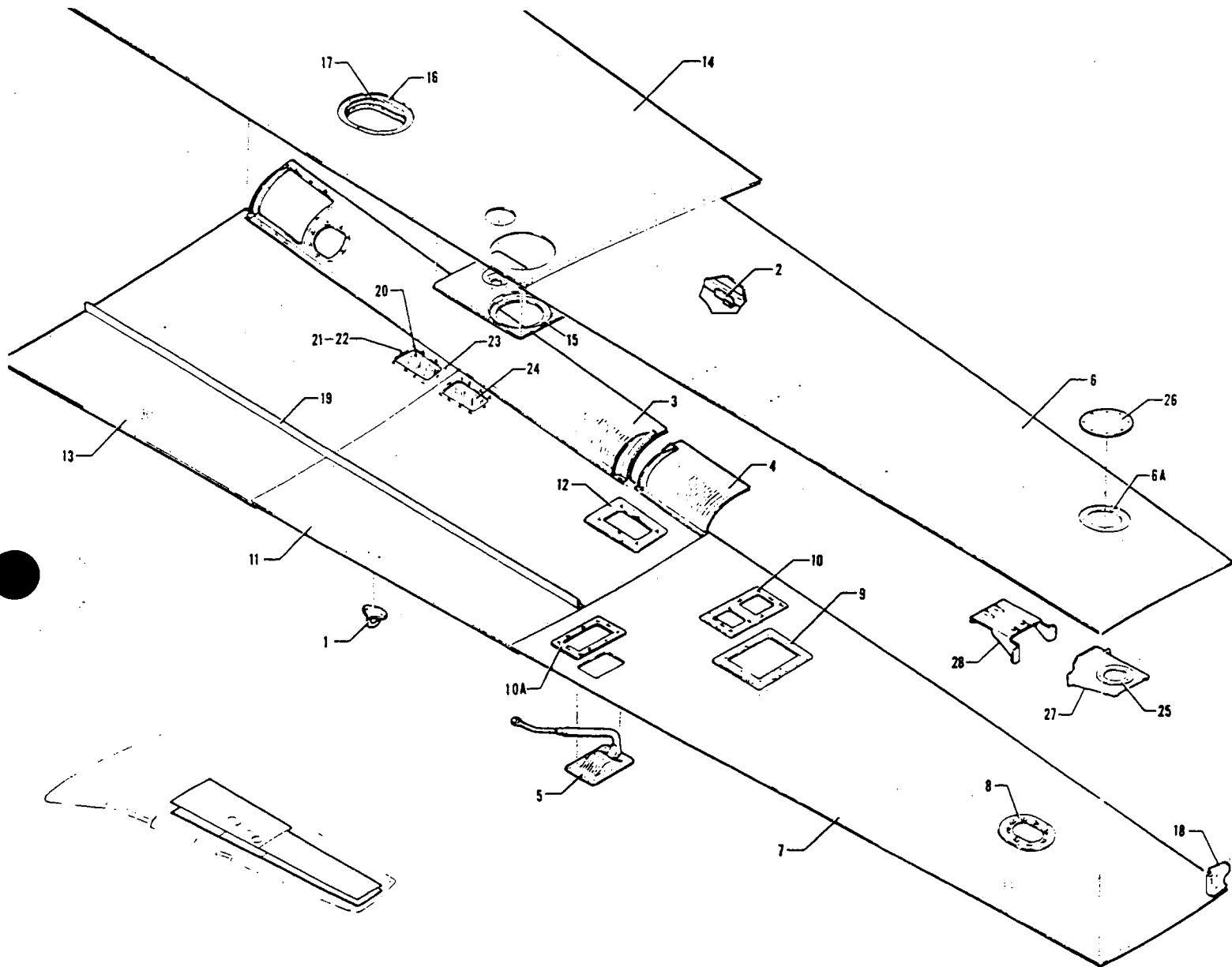


Figure 4. Wing Panel Outboard Parts Installation

REVISED: FEBRUARY 1976

1B5

PA-31-300
PA-31-310
PA-31-325

PIPER PARTS CATALOG

CODE EXPLANATIONS FOR FIGURE 4

- A - Used if AltiMatic V F/D or V F/D-1, AltiMatic V or V-1 Autopilot, Bendix FCS-810 FD/AP or Bendix FCS-810 Autopilot is installed
- B - See Figure 97A if Nacelle Fuel System (NAYAK) is installed
- C - Order part for serial numbers 31-8112043 and up if Calco Flap System Installation Kit 764 938L has been installed per Service Letter 959

PIPER PARTS CATALOG

Figure and Index Number	Part Number	Code	NOMENCLATURE	No. Req	SERIAL NUMBERS AFFECTED
4-	40722		DRAWING - Wing Panel Outboard Parts Installation		
-1	18457-00		RING - Tie down, wing outboard	2	
-2	40396-00		BRACKET - Mounting, wing outboard, Sta 166 6, right	1	
-3	40535-00	C	SPAR ASSEMBLY - False, wing outboard, Sta 87 5 to Sta 147 5, left	1	31-5 to 31-7912112 incl
	40535-06		SPAR ASSEMBLY - False, wing outboard, Sta 87 5 to Sta 147 5, left	1	31-7912113 to 31-8112042 incl
	40535-12		SPAR ASSEMBLY - False, wing outboard, Sta 87 5 to Sta 147 5, left	1	31-8112043 and up
	40535-01	C	SPAR ASSEMBLY - False, wing outboard, Sta 87 5 to Sta 147 5, right	1	31-5 to 31-7812129 incl
	40535-05		SPAR ASSEMBLY - False, wing outboard, Sta 87 5 to Sta 147 5, right	1	31-7912001 to 31-7912112 incl
	40535-11		SPAR ASSEMBLY - False, wing outboard, Sta 87 5 to Sta 147 5, right	1	31-7912113 to 31-8112042 incl
	40535-13		SPAR ASSEMBLY - False, wing outboard, Sta 87 5 to Sta 147 5, right	1	31-8112043 and up
-4	40536-00		SPAR ASSEMBLY - False, wing outboard, Sta. 147 5 to Sta 160 5, left	1	31-5 to 31-7912112 incl
	40536-06		SPAR ASSEMBLY - False, wing outboard, Sta 147 5 to Sta 160 5, left	1	31-7912113 and up
	40536-01		SPAR ASSEMBLY - False, wing outboard, Sta 147 5 to Sta 160 5, right	1	31-5 to 31-7912112 incl
	40536-07		SPAR ASSEMBLY - False, wing outboard, Sta 147 5 to Sta 160 5, right	1	31-7912113 and up
-5	40547-00	B	VENT ASSEMBLY - Wing outboard, fuel cell, left	1	31-5 to 31-300 inclusive
	43910-00		VENT ASSEMBLY - Wing outboard, fuel cell, left	1	31-301 and up
	40547-01	B	VENT ASSEMBLY - Wing outboard, fuel cell, right	1	31-5 to 31-300 inclusive
	43910-01		VENT ASSEMBLY - Wing outboard, fuel cell, right	1	31-301 and up
-6	45412-10		SKIN ASSEMBLY - Wing outboard, top, Sta 160 5 to Sta 239, left	1	
	40585-13		SKIN - Wing outboard, top, Sta 160.5 to Sta 239, right	1	
-6a	47744-00		* PLATE ASSEMBLY - Access reinforcement, left	1	
-7	45412-08		SKIN ASSEMBLY - Wing outboard, bottom, Sta 160 5 to Sta 239, left	1	
	45412-09		SKIN ASSEMBLY - Wing outboard, bottom, Sta 160 5 to Sta 239, right	1	
-8	20372-03		* PLATE ASSEMBLY - Wing outboard	2	31-5 to 31-8112045 incl
	20372-07		* PLATE ASSEMBLY - Wing outboard, left	1	31-8112046 and up
	20372-03		* PLATE ASSEMBLY - Wing outboard, right	1	31-8112046 and up
-9	40635-00		* PLATE ASSEMBLY - Wing outboard, aileron pulley access reinforcement, Sta 180, bottom, left	1	
	40635-01		* PLATE ASSEMBLY - Wing outboard, aileron pulley access reinforcement, Sta 180, bottom, right	1	
-10	42117-00		* PLATE ASSEMBLY - Wing outboard, aileron pulley access reinforcement, Sta 173, bottom, left	1	
	42117-01		* PLATE ASSEMBLY - Wing outboard, aileron pulley access reinforcement, Sta 173, bottom, right	1	
-10a	45545-00		* PLATE ASSEMBLY - Access hole reinforcement, left	1	
	45545-01		* PLATE ASSEMBLY - Access hole reinforcement, right	1	
-11	40722-06		SKIN ASSEMBLY - Wing outboard, bottom left, Sta 119 5 to Sta 160 5	1	
	40722-07		SKIN ASSEMBLY - Wing outboard, bottom right, Sta 119 5 to Sta 160 5	1	
-12	40628-00		* PLATE ASSEMBLY - Wing outboard, aileron pulley access reinforcement, Sta 150, bottom, left	1	
	40628-01		* PLATE ASSEMBLY - Wing outboard, aileron pulley access reinforcement, Sta 150, bottom, right	1	

When ordering, always specify Part Number, Description and Serial Number of Aircraft

PIPER PARTS CATALOG

Figure and Index Number	Part Number	Code	NOMENCLATURE	No. Req.	SERIAL NUMBERS AFFECTED
4-13	40722-04		SKIN ASSEMBLY - Wing outboard, bottom left, Sta 86 5 to Sta 119 5	1	
	40722-05		SKIN ASSEMBLY - Wing outboard, bottom right, Sta 86 5 to Sta 119 5	1	
-14	45412-02		SKIN ASSEMBLY - Wing outboard, top left, Sta 86 5 to Sta 160 5	1	31-5 to 31-7400991 inclusive, 31-7400993 to 31-7401232 incl
	45412-03		SKIN ASSEMBLY - Wing outboard, top right, Sta 86 5 to Sta 160 5	1	31-5 to 31-7400991 inclusive, 31-7400993 to 31-7401232 incl
	40722-14		SKIN ASSEMBLY - Wing outboard, top left, Sta. 86 5 to Sta 160 5	1	31-7400992, 31-7401233 and up
	40722-15		SKIN ASSEMBLY - Wing outboard, top right, Sta 86 5 to Sta 160 5	1	31-7400992, 31-7401233 and up
-15	40522-01		* BRACKET ASSEMBLY - Wing outboard, fuel cell support, left	1	31-5 to 31-867 inclusive
	45888-04		* BRACKET ASSEMBLY - Wing outboard, fuel cell support, left	1	31-868 to 31-7400991 inclusive, 31-7400993 to 31-7401232 incl
	40522-04		* BRACKET ASSEMBLY - Wing outboard, fuel cell support, left	1	31-7400992, 31-7401233 and up
	40522-00		* BRACKET ASSEMBLY - Wing outboard, fuel cell support, right	1	31-5 to 31-867 inclusive
	45888-05		* BRACKET ASSEMBLY - Wing outboard, fuel cell support, right	1	31-868 to 31-7400991 inclusive, 31-7400993 to 31-7401232 incl
	40522-05		* BRACKET ASSEMBLY - Wing outboard, fuel cell support, right	1	31-7400992, 31-7401233 and up
-16	40526-00		* PLATE ASSEMBLY - Wing outboard, fuel cell access reinforcement	2	31-5 to 31-867 inclusive
	40526-05		* PLATE ASSEMBLY - Wing outboard, fuel cell access reinforcement	2	31-868 and up
-17	42590-00		* PLATE - Wing outboard, fuel cell stand-off	2	
-18	40492-24		RIB ASSEMBLY - Wing outboard, Sta 239, left	1	
	40492-23		RIB ASSEMBLY - Wing outboard, Sta 239, right	1	
-19	40586-44		STRINGER - Wing outboard, skin (6' length)	AR	
-20	42638-00		PLATE - Wing outboard, access hole cover	2	
-21	415 533		SCREW - (MS35206-243)	10	
-22	406 826		NUT - Anchor (NAS686A08K)	9	
-23	406 810		NUT - Anchor (NAS687A08K)	1	
-24	42638-00		PLATE - Wing outboard, Sta. 128, right	1	
-25	47831-00	A	PLATE ASSEMBLY - Flux detector mounting	1	
-26	47745-00		COVER - Access	1	
-27	47747-00		BRACKET ASSEMBLY - Flux detector	1	31-5 to 31-7512022 inclusive
	54540-02		BRACKET ASSEMBLY - Flux detector	1	31-7512023 and up
-28	52072-00		BRACKET ASSEMBLY - N-S/E-W Corrector mounting	1	

When ordering, always specify Part Number, Description and Serial Number of Aircraft

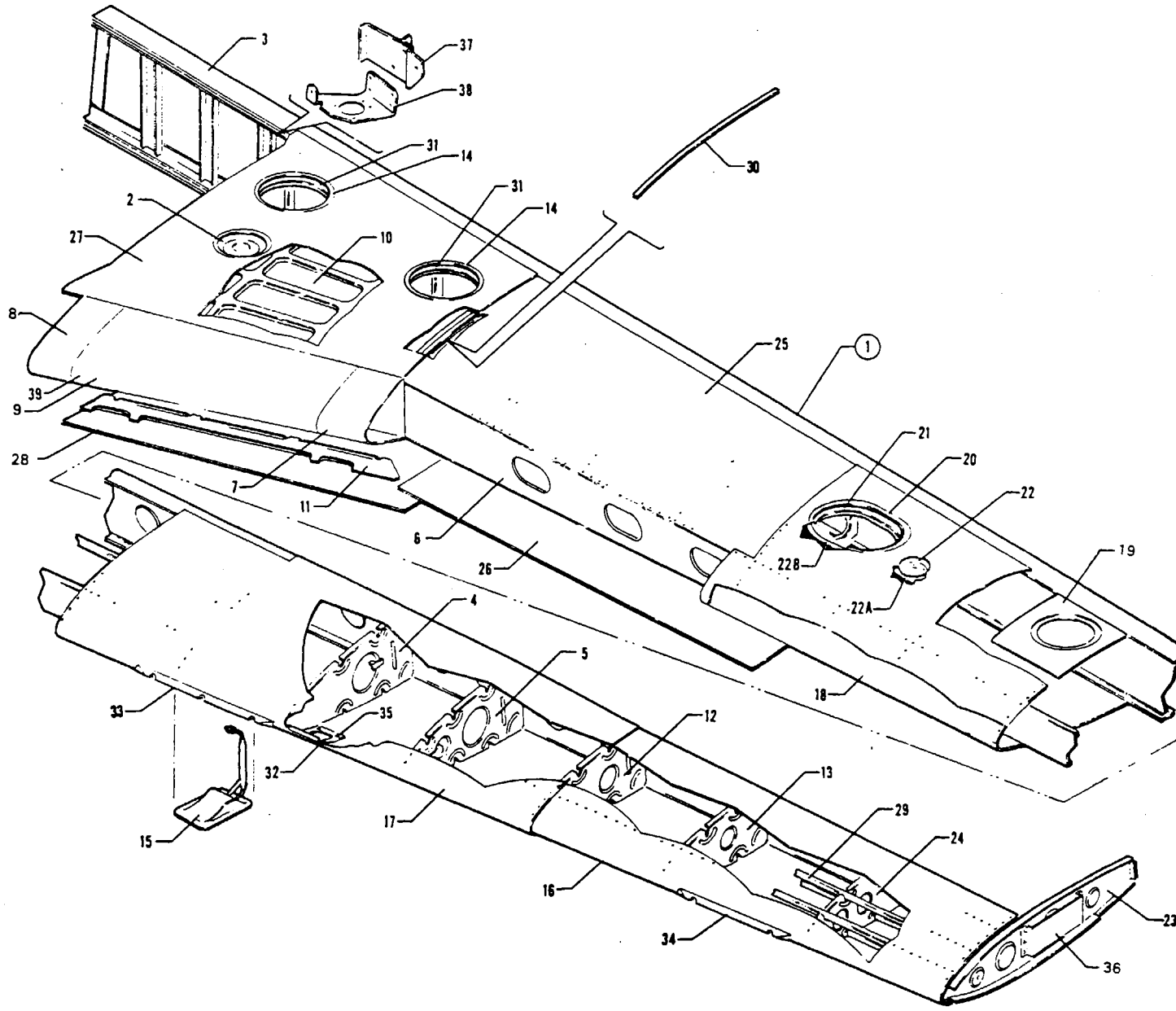


Figure 5 Wing Panel Leading Edge Assembly

REVISED: SEPTEMBER 1979

PIPER PARTS CATALOG

CODE EXPLANATIONS FOR FIGURE 5

- A - All items on Figure 6 and 96 are components of this assembly
- B - See Figure 6 for component parts
- C - Used on serial numbers 31-5 to 31-828 inclusive and 31-831 to 31-834 inclusive
- D - Used on serial numbers 31-5 to 31-828 inclusive and 31-833 to 31-836 inclusive
- E - Used on serial numbers 31-829 to 31-832 inclusive and 31-837 and up
- F - Used on serial numbers 31-5 to 31-7300923 inclusive, 31-7300925, 31-7300927, 31-7300929 and 31-7300931
- G - Used on serial numbers 31-7300924, 31-7300926, 31-7300928, 31-7300930, 31-7300932 and up
- H - Used on serial numbers 31-5 to 31-828 inclusive and 31-831 to 31-834 inclusive on left wing only Also used on serial numbers 31-5 to 31-828 inclusive and 31-833 to 31-836 inclusive on right wing only
- J - Used on serial numbers 31-829, 31-830 and 31-835 and up on left wing only Also used on serial numbers 31-829 to 31-832 inclusive and 31-837 and up on right wing only
- K - Used on serial numbers 31-5 to 31-867 inclusive and 31-7401231 and up
- L - Order part for serial numbers 31-7401236 and up if fuel cell access hole requires a cover plate 8 34 W x 10 08 L between Sta 97 50 and Sta 109 50
- M - If Dukes fuel selector valve has been installed, order part for serial numbers 31-7300952 to 31-7912023 inclusive
- N - See Figure 130, 130A or 130B if pneumatic deicer system is installed
- O - Used if inboard deicer boots are installed

PIPER PARTS CATALOG

Figure and Index Number	Part Number	Code	NOMENCLATURE	No. Req.	SERIAL NUMBERS AFFECTED
5-1	40659-00	A,F	LEADING EDGE ASSEMBLY - Wing, left	1	
	40659-01	A,F	LEADING EDGE ASSEMBLY - Wing, right	1	
	40659-14	A,G	LEADING EDGE ASSEMBLY - Wing, left	1	
	40659-15	A,G	LEADING EDGE ASSEMBLY - Wing, right	1	
-2	40378-00		PLATE ASSEMBLY - Fuel cell gauge support, main, left	1	31-5 to 31-867 inclusive
	40378-06		PLATE ASSEMBLY - Fuel cell gauge support, main, left	1	31-868 and up
	40378-01		PLATE ASSEMBLY - Fuel cell gauge support, main, right	1	31-5 to 31-867 inclusive
	40378-07		PLATE ASSEMBLY - Fuel cell gauge support, main, right	1	31-868 and up
-3	40420-00		SPAR ASSEMBLY - Wing, main, left	1	
	40420-01		SPAR ASSEMBLY - Wing, main, right	1	
-4	40475-08		RIB ASSEMBLY - Wing, leading edge, left, Sta. 160.5	1	
	40475-09		RIB ASSEMBLY - Wing, leading edge, right, Sta. 160.5	1	
-5	40479-02		RIB ASSEMBLY - Wing, leading edge, left, Sta. 174.5	1	
	40479-03		RIB ASSEMBLY - Wing, leading edge, right, Sta. 174.5	1	
-6	40487-00	B,C	SPAR ASSEMBLY - Wing, front, left (complete)	1	
	40487-04	B	SPAR ASSEMBLY - Wing, front, left (complete)	1	31-829, 31-830 and 31-835 and up
	40487-01	B,D	SPAR ASSEMBLY - Wing, front, right (complete)	1	
	40487-05	B,E	SPAR ASSEMBLY - Wing, front, right (complete)	1	
-7	40585-08		SKIN - Wing leading edge, inboard, center, left	1	
	40585-09		SKIN - Wing leading edge, inboard, center, right	1	
-8	40585-10		SKIN - Wing leading edge, inboard, left	1	
	40585-11		SKIN - Wing leading edge, inboard, right	1	
-9	40626-00		PANEL - Wing leading edge access, left	1	
	40626-01		PANEL - Wing leading edge access, right	1	
-10	40506-06	F	SKIN ASSEMBLY - Wing, top, inner, left	1	
	40506-07	F	SKIN ASSEMBLY - Wing, top, inner, right	1	
	40506-12	G	SKIN ASSEMBLY - Wing, top, inner, left	1	
	40506-13	G	SKIN ASSEMBLY - Wing, top, inner, right	1	
-11	43936-00		CHANNEL ASSEMBLY - Wing leading edge attachment, left	1	
	43936-01		CHANNEL ASSEMBLY - Wing leading edge attachment, right	1	
-12	40530-02		RIB ASSEMBLY - Wing, leading edge, left, Sta. 189.5	1	
	40530-03		RIB ASSEMBLY - Wing, leading edge, right, Sta. 189.5	1	
-13	40530-08		RIB ASSEMBLY - Wing, leading edge, left, Sta. 205	1	
	40530-09		RIB ASSEMBLY - Wing, leading edge, right, Sta. 205	1	
-14	40532-00		PLATE ASSEMBLY - Fuel cell access reinforcement	2	31-5 to 31-867 inclusive
	40532-06		PLATE ASSEMBLY - Fuel cell access reinforcement	2	31-868 and up
-15	40548-00		VENT ASSEMBLY - Fuel cell, left	1	31-5 to 31-300 inclusive
	43911-00		VENT ASSEMBLY - Fuel cell, left	1	31-301 and up
	40548-01		VENT ASSEMBLY - Fuel cell, right	1	31-5 to 31-300 inclusive
	43911-01		VENT ASSEMBLY - Fuel cell, right	1	31-301 and up
	40585-02		SKIN - Wing leading edge, outboard, left	1	31-5 to 31-703 inclusive
-16	40585-28		SKIN - Wing leading edge, outboard, left	1	31-704 and up
	40585-03		SKIN - Wing leading edge, outboard, right	1	31-5 to 31-703 inclusive
	40585-29		SKIN - Wing leading edge, outboard, right	1	31-704 and up
-17	40659-02		SKIN ASSEMBLY - Wing leading edge, outboard, center, left	1	
	40659-03		SKIN ASSEMBLY - Wing leading edge, outboard, center, right	1	31-5 to 31-703 inclusive
	40659-10		SKIN ASSEMBLY - Wing leading edge, outboard, center, right	1	31-704 and up
-18	40659-04	L	SKIN ASSEMBLY - Wing leading edge, center, left	1	31-5 to 31-7401235 inclusive
	40659-16		SKIN ASSEMBLY - Wing leading edge, center, left	1	31-7401236 and up
	40659-05	L	SKIN ASSEMBLY - Wing leading edge, center, right	1	31-5 to 31-7401235 inclusive
	40659-17		SKIN ASSEMBLY - Wing leading edge, center, right	1	31-7401236 and up
-19	42465-00	K	BRACKET ASSEMBLY - Fuel cell support, left	1	
	45382-00		BRACKET ASSEMBLY - Fuel cell support, left	1	31-868 to 31-7401230 incl.
	42465-01	K	BRACKET ASSEMBLY - Fuel cell support, right	1	
	45382-01		BRACKET ASSEMBLY - Fuel cell support, right	1	31-868 to 31-7401230 incl.

When ordering, always specify Part Number, Description and Serial Number of Aircraft

ISSUED: SEPTEMBER 1974

PA-31-300

PA-31-310

PA-31-325

PIPER PARTS CATALOG

Figure and Index Number	Part Number	Code	NOMENCLATURE	No Req.	SERIAL NUMBERS AFFECTED
5-20	40526-00	L	* * PLATE ASSEMBLY - Fuel cell access reinforcement	1	31-5 to 31-867 inclusive
	40526-05		* * PLATE ASSEMBLY - Fuel cell access reinforcement	1	31-868 to 31-7401235 incl
	53908-00		* * PLATE ASSEMBLY - Fuel cell access reinforcement, left	1	31-7401236 and up
	53908-01		* * PLATE ASSEMBLY - Fuel cell access reinforcement, right	1	31-7401236 and up
-21	42590-00	L	* * PLATE - Fuel cell stand-off	1	31-5 to 31-7401235 incl
	53906-00		* * PLATE - Fuel cell stand-off, left	1	31-7401236 and up
	53906-01		* * PLATE - Fuel cell stand-off, right	1	31-7401236 and up
-22	42437-00		* * PLATE ASSEMBLY - Fuel gauge support, left	1	31-5 to 31-867 inclusive
	53170-00		* * PLATE ASSEMBLY - Fuel gauge support, left	1	31-868 and up
	42437-01		* * PLATE ASSEMBLY - Fuel gauge support, right	1	31-5 to 31-867 inclusive
	53170-01		* * PLATE ASSEMBLY - Fuel gauge support, right	1	31-868 and up
-22a	53169-00		* * SHIM - Gauge support plate	1	
-22b	53172-00	L	* * SHIM - Fuel cell access plate	1	31-5 to 31-7401235 incl
	53905-00		* * SHIM - Fuel cell access plate	1	31-7401236 and up
-23	40492-06		* RIB ASSEMBLY - Wing tip, left, Sta. 239	1	
	40492-07		* RIB ASSEMBLY - Wing tip, right, Sta. 239	1	
-24	40492-04		* RIB ASSEMBLY - Wing leading edge, Sta. 221.5	1	
	40492-05		* RIB ASSEMBLY - Wing leading edge, right, Sta. 221.5	1	
-25	40585-16		* SKIN - Wing, top, center	1	
-26	40585-20		* SKIN - Wing, bottom, center	1	
-27	40585-17	H	* SKIN - Wing top, inboard	1	
	45647-10		* SKIN - Wing, top inboard	1	
-28	40659-06		* SKIN ASSEMBLY - Wing, bottom, inboard left	1	
	40659-07		* SKIN ASSEMBLY - Wing bottom, inboard right	1	
-29	40586-44		* STRINGER - Wing skin (6' length)	AR	
-30	40634-00	H	* SHIM - Wing top (Sta 58 5)	1	
	45539-00		* SHIM - Wing top (Sta 58 5)	1	
-31	42589-00	J	* PLATE - Fuel cell stand-off	2	
-32	42350-00		* PLATE ASSEMBLY - Reinforcement, Sta 162.3, right	1	31-5 to 31-703 inclusive
	27065-02		* PLATE ASSEMBLY - Reinforcement, Sta 162.3, right	1	31-704 and up
-33	44275-02	N	* STRIP - Flow	1	
-34	44275-04	N	* STRIP - Flow, right	1	
-35	477 756		* NUT - Clip (SL210-06-2)	2	31-704 and up
-36	48616-02		* BRACKET ASSEMBLY - Power supply	1	
-37	42415-00		BRACKET ASSEMBLY - Crossfeed valve, left	1	
-38	41539-00	M	BRACKET - Fuel selector valve, left	1	31-5 to 31-7300951 incl
	53774-00		BRACKET - Fuel selector valve, left	1	31-7300952 to 31-7912023 incl
	53914-00		BRACKET - Fuel selector valve, left	1	31-7912024 and up
	41539-01		BRACKET - Fuel selector valve, right	1	31-5 to 31-7300951 incl
	53774-01		BRACKET - Fuel selector valve, right	1	31-7300952 to 31-7912023 incl
	53914-01		BRACKET - Fuel selector valve, right	1	31-7912024 and up
-39	71063-02	O	SKIN - Leading edge, inboard left	1	31-8012001 and up
	71063-03	O	SKIN - Leading edge, inboard right	1	31-8012001 and up

When ordering, always specify Part Number, Description and Serial Number of Aircraft

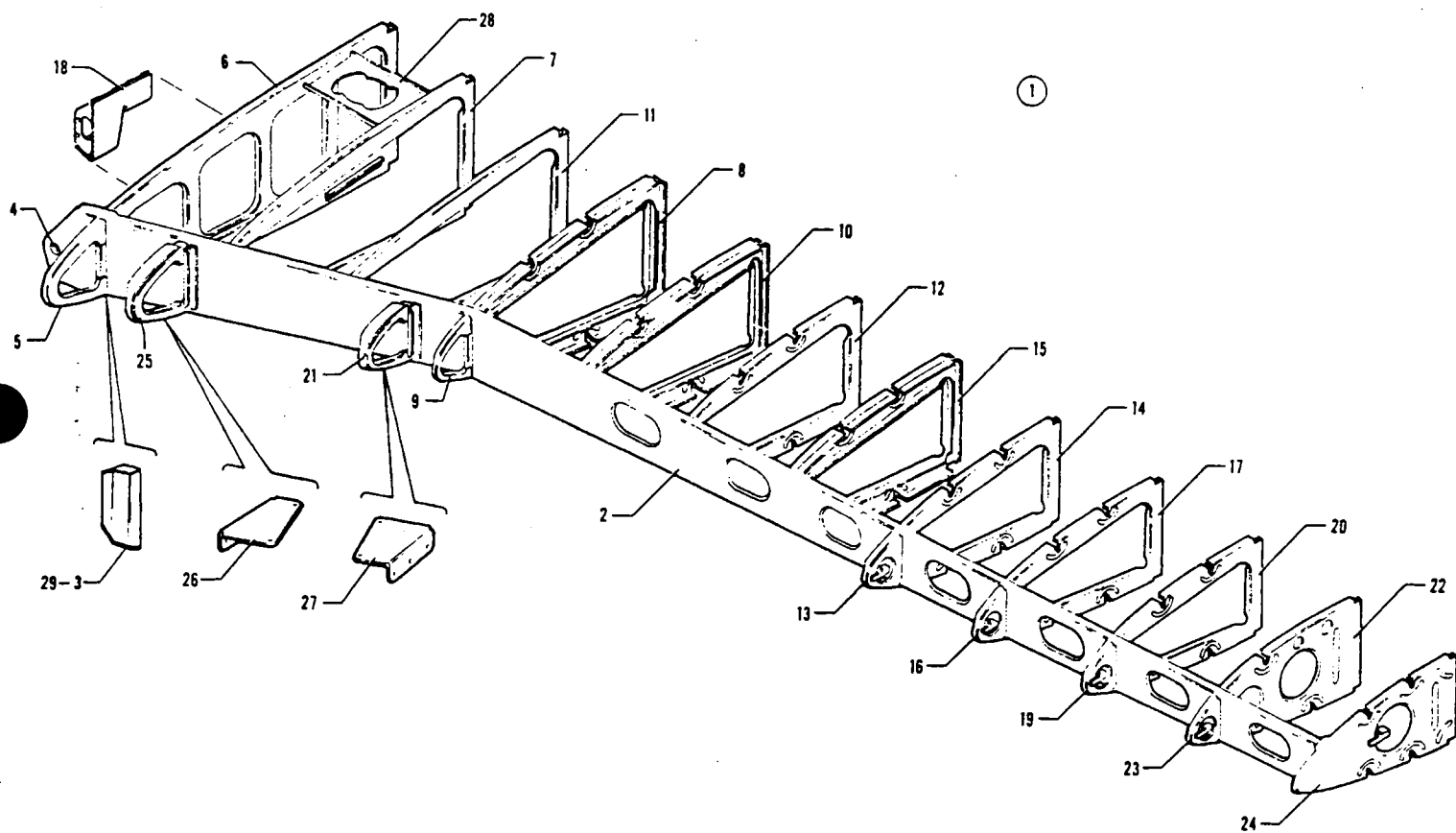


Figure 6. Leading Edge Spar Assembly

PIPER PARTS CATALOG

CODE EXPLANATIONS FOR FIGURE 6

- A - Used on serial numbers 31-5 to 31-828 inclusive and 31-831 to 31-834 inclusive.
- B - Used on serial numbers 31-5 to 31-828 inclusive and 31-833 to 31-836 inclusive.
- C - Used on serial numbers 31-829 to 31-832 inclusive and 31-837 and up.
- D - Used on serial numbers 31-5 to 31-828 inclusive and 31-831 to 31-834 inclusive on left spar only. Also used on serial numbers 31-5 to 31-828 inclusive and 31-833 to 31-836 inclusive on right spar only.
- E - Used on serial numbers 31-829, 31-830 and 31-835 and up on left spar only. Also used on serial numbers 31-829 to 31-832 inclusive and 31-837 and up on right spar only.
- F - Used on PA-31-310 airplanes only.
- G - Used on PA-31-325 airplanes only.

PIPER PARTS CATALOG

Figure and Index Number	Part Number	Code	NOMENCLATURE	No. Req.	SERIAL NUMBERS AFFECTED
6-1	40487-00	A	SPAR ASSEMBLY - Wing front, complete, left	1	31-829, 31-830 and 31-835 and up
	40487-04		SPAR ASSEMBLY - Wing front, complete, left	1	
	40487-01	B	SPAR ASSEMBLY - Wing front, complete, right	1	
	40487-05	C	SPAR ASSEMBLY - Wing front, complete, right	1	
-2	40358-00	A	SPAR ASSEMBLY - Left	1	31-829, 31-830 and 31-835 and up
	40358-16		SPAR ASSEMBLY - Left	1	
	40358-01	B	SPAR ASSEMBLY - Right	1	
-3	40358-17	C	SPAR ASSEMBLY - Right	1	31-829, 31-830 and 31-835 and up
	40359-00	A	PLATE ASSEMBLY - Leading edge spar reinforcement, left	1	
	44672-00	F	PLATE ASSEMBLY - Leading edge spar reinforcement, left	1	
-4	40359-01	B	PLATE ASSEMBLY - Leading edge spar reinforcement, right	1	31-829, 31-830 and 31-835 and up
	44672-01	C,F	PLATE ASSEMBLY - Leading edge spar reinforcement, right	1	
	82732-109	D	BUSHING - Leading edge spar, inboard, Sta. 25.608	1	
	49999-36	E	BUSHING - Leading edge spar, inboard, Sta. 25.608	1	
-5	40383-02		RIB ASSEMBLY - Front spar, nose, Sta. 30, left	1	31-829, 31-830 and 31-835 and up
	40383-03		RIB ASSEMBLY - Front spar, nose, Sta. 30, right	1	
-6	40383-04	A	RIB ASSEMBLY - Front spar, Sta. 30, left	1	31-829, 31-830 and 31-835 and up
	40383-40		RIB ASSEMBLY - Front spar, Sta. 30, left	1	
	40383-05	B	RIB ASSEMBLY - Front spar, Sta. 30, right	1	
-7	40383-41	C	RIB ASSEMBLY - Front spar, Sta. 30, right	1	31-829, 31-830 and 31-835 and up
	40404-08	A	RIB ASSEMBLY - Front spar, Sta. 39.5, left	1	
	40404-14		RIB ASSEMBLY - Front spar, Sta. 39.5, left	1	
-8	40404-09	B	RIB ASSEMBLY - Front spar, Sta. 39.5, right	1	31-829, 31-830 and 31-835 and up
	40404-15	C	RIB ASSEMBLY - Front spar, Sta. 39.5, right	1	
	40405-06	A	RIB ASSEMBLY - Front spar, Sta. 58.5, left	1	
-9	40405-22		RIB ASSEMBLY - Front spar, Sta. 58.5, left	1	31-829, 31-830 and 31-835 and up
	40405-07	B	RIB ASSEMBLY - Front spar, Sta. 58.5, right	1	
	40405-23	C	RIB ASSEMBLY - Front spar, Sta. 58.5, right	1	
-10	40405-08		RIB ASSEMBLY - Front spar, nose, Sta. 58.5, left	1	31-829, 31-830 and 31-835 and up
	40405-09		RIB ASSEMBLY - Front spar, nose, Sta. 58.5, right	1	
	40419-02	A	RIB ASSEMBLY - Front spar, Sta. 67.5, left	1	
-11	40419-18		RIB ASSEMBLY - Front spar, Sta. 67.5, left	1	31-829, 31-830 and 31-835 and up
	40419-03	B	RIB ASSEMBLY - Front spar, Sta. 67.5, right	1	
	40419-19	C	RIB ASSEMBLY - Front spar, Sta. 67.5, right	1	
-12	40423-02	A	RIB ASSEMBLY - Front spar, Sta. 49, left	1	31-829, 31-830 and 31-835 and up
	40423-16		RIB ASSEMBLY - Front spar, Sta. 49, left	1	
	40423-03	B	RIB ASSEMBLY - Front spar, Sta. 49, right	1	
-13	40423-17	C	RIB ASSEMBLY - Front spar, Sta. 49, right	1	31-829, 31-830 and 31-835 and up
	40435-12	A	RIB ASSEMBLY - Front spar, Sta. 77.5, left	1	
	40435-18		RIB ASSEMBLY - Front spar, Sta. 77.5, left	1	
-14	40435-13	B	RIB ASSEMBLY - Front spar, Sta. 77.5, right	1	31-829, 31-830 and 31-835 and up
	40435-19	C	RIB ASSEMBLY - Front spar, Sta. 77.5, right	1	
	40446-04		RIB ASSEMBLY - Front spar, nose, Sta. 97.5, left	1	
-15	40446-05		RIB ASSEMBLY - Front spar, nose, Sta. 97.5, right	1	31-829, 31-830 and 31-835 and up
	40446-08		RIB ASSEMBLY - Front spar, Sta. 97.5, left	1	
	40446-09		RIB ASSEMBLY - Front spar, Sta. 97.5, right	1	
-15	40455-12	A	RIB ASSEMBLY - Front spar, Sta. 87.5, left	1	31-829, 31-830 and 31-835 and up
	40455-18		RIB ASSEMBLY - Front spar, Sta. 87.5, left	1	
	40455-13	B	RIB ASSEMBLY - Front spar, Sta. 87.5, right	1	
	40455-19	C	RIB ASSEMBLY - Front spar, Sta. 87.5, right	1	

When ordering, always specify Part Number, Description and Serial Number of Aircraft

PIPER PARTS CATALOG

Figure and Index Number	Part Number	Code	NOMENCLATURE	No Req.	SERIAL NUMBERS AFFECTED
6-16	50244-00		* RIB - Front spar, nose, Sta: 109 5, left	1	
	50244-01		* RIB - Front spar, nose, Sta 109 5, right	1	
-17	40470-10		* RIB ASSEMBLY - Front spar, Sta 109 5, left	1	
	40470-11		* RIB ASSEMBLY - Front spar, Sta 109 5, right	1	
-18	41646-00		* BRACKET ASSEMBLY - Fuel filter and pump, left	1	
	41646-01		* BRACKET ASSEMBLY - Fuel filter and pump, right	1	
-19	50243-00		* RIB - Front spar, nose, Sta 121 5, left	1	
	50243-01		* RIB - Front spar, nose, Sta 121 5, right	1	
-20	40486-08	A	* RIB ASSEMBLY - Front spar, Sta 121 5, left	1	31-829, 31-830 and 31-835 and up
	40486-20		* RIB ASSEMBLY - Front spar, Sta 121 5, left	1	
	40486-09	B	* RIB ASSEMBLY - Front spar, Sta 121 5, right	1	
	40486-21	C	* RIB ASSEMBLY - Front spar, Sta 121 5, right	1	
-21	40488-00		* RIB ASSEMBLY - Front spar, wing nose, Sta 54, left	1	
	40488-01		* RIB ASSEMBLY - Front spar, wing nose, Sta 54, right	1	
-22	40489-10		* RIB ASSEMBLY - Front spar, Sta 134 5, left	1	
	40489-11		* RIB ASSEMBLY - Front spar, Sta 134 5, right	1	
-23	50242-00		* RIB - Front spar, nose, Sta 134 5, left	1	
	50242-01		* RIB - Front spar, nose, Sta 134 5, right	1	
-24	40490-06		* RIB ASSEMBLY - Front spar, Sta 147 5, left	1	
	40490-07		* RIB ASSEMBLY - Front spar, Sta 147 5, right	1	
-25	40450-00		* RIB ASSEMBLY - Front spar, wing nose, Sta 34 5, left	1	
	40450-01		* RIB ASSEMBLY - Front spar, wing nose, Sta 34 5, right	1	
-26	41636-04		* BRACKET - Retaining block, Sta 34 50, left	1	
	41636-05		* BRACKET - Retaining block, Sta 34 50, right	1	
-27	41636-02		* BRACKET - Retaining block, Sta 54, left	1	
	41636-03		* BRACKET - Retaining block, Sta 54, right	1	
-28	40484-00		BRACKET - Front spar fuel cell support, Sta 30 to Sta 39 5	1	
-29	44672-08	G	PLATE ASSEMBLY - Leading edge spar reinforcement, left	1	
	44672-09	G	PLATE ASSEMBLY - Leading edge spar reinforcement, right	1	

When ordering, always specify Part Number, Description and Serial Number of Aircraft

PIPER PARTS CATALOG

GRIDS 1B17 THRU 1B24
INTENTIONALLY LEFT BLANK

PIPER PARTS CATALOG

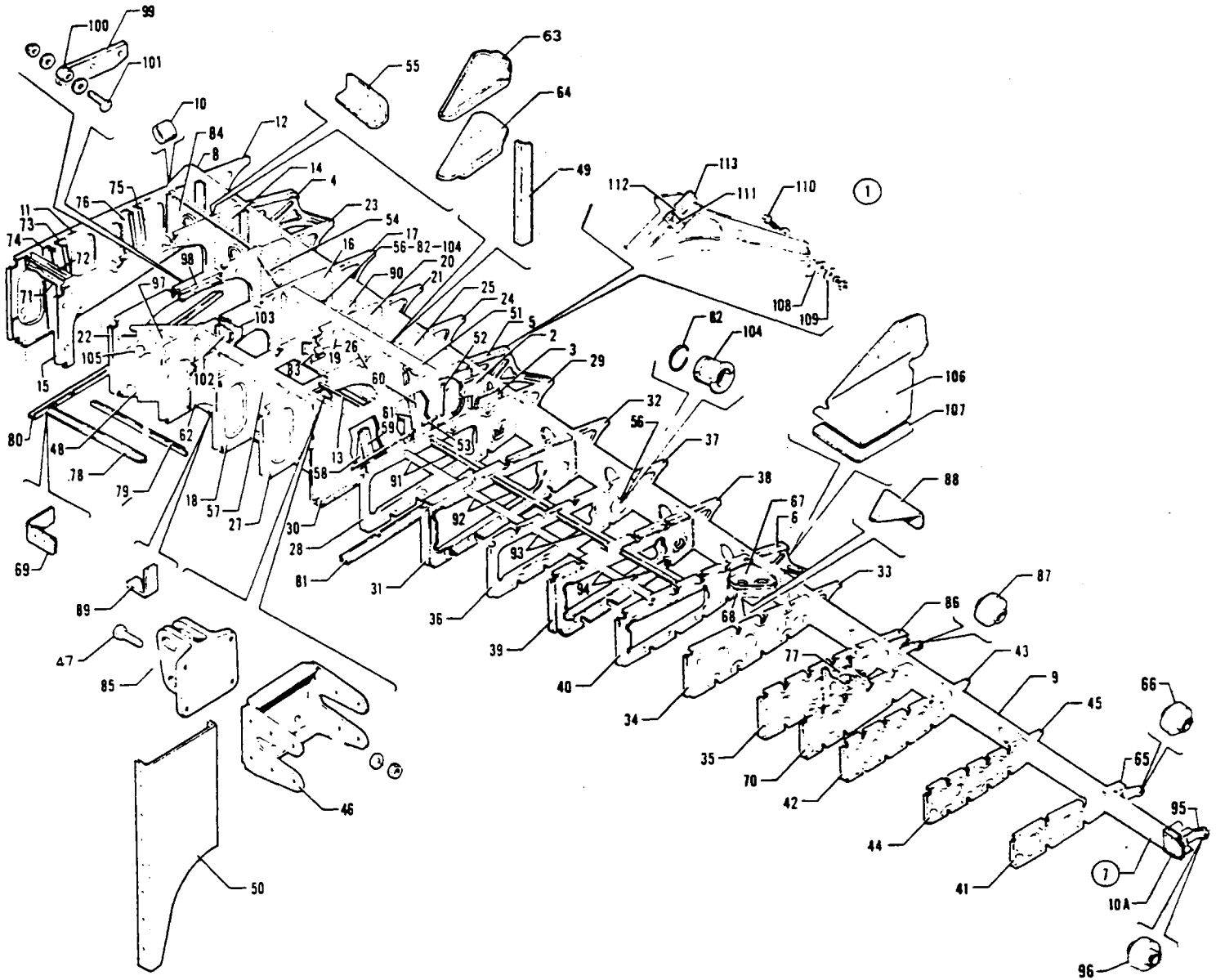


Figure 7 Wing Panel Rear Spar Assembly

REVISED JUNE 1984

1C1

PA-31-300
PA-31-310
PA-31-325

PIPER PARTS CATALOG

CODE EXPLANATIONS FOR FIGURE 7

- A - Used on serial numbers 31-5 to 31-7400989 inclusive, and 31-7400991 to 31-7512005 inclusive
- B - Used with non-forged hinge
- C - Used with forged hinge
- D - Also used on aircraft with serial numbers 31-2 to 31-8012010 inclusive, if Outboard Flap Track Inspection and Reinforcement Kit 763 986 has been installed per Piper Service Bulletin 647A, or latest revision.
- E - Used if Flap Travel Restriction Kit 764 920 has been installed per Piper Service Letter 958, and/or Flap Travel Restriction and Placard Installation Kit 764 396 has been installed per latest revision of Piper Service Bulletin 739.
- F - Order part for serial numbers 31-7912001 and up if Calco Flap System Installation Kit 764 938 has been installed per Piper Service Letter 959
- G - See latest revision of Piper Service Bulletin 923

PIPER PARTS CATALOG

Figure and Index Number	Part Number	Code	NOMENCLATURE	No Req.	SERIAL NUMBERS AFFECTED
7-1	40703-00	A	REAR SPAR ASSEMBLY - Left	1	
	40703-08		REAR SPAR ASSEMBLY - Left	1	31-7400990, 31-7512006 to 31-7712103 inclusive
	40703-12		REAR SPAR ASSEMBLY - Left	1	31-7812001 to 31-7812129 incl
	40703-10		REAR SPAR ASSEMBLY - Left	1	31-7912001 and up
	40703-01	A	REAR SPAR ASSEMBLY - Right	1	
	40703-09		REAR SPAR ASSEMBLY - Right	1	31-7400990, 31-7512006 to 31-7712103 inclusive
	40703-13		REAR SPAR ASSEMBLY - Right	1	31-7812001 to 31-7812129 incl
	40703-11		REAR SPAR ASSEMBLY - Right	1	31-7912001 and up
-2	40348-03		* BRACKET ASSEMBLY - Rear spar, flap actuator mounting, inboard, left	1	31-5 to 31-7812129 incl.
	40348-13		* BRACKET ASSEMBLY - Rear spar, flap actuator mounting, inboard, left	1	31-7912001 and up
	40348-02		* BRACKET ASSEMBLY - Rear spar, flap actuator mounting, inboard, right	1	31-5 to 31-7812129 incl
	40348-12		* BRACKET ASSEMBLY - Rear spar, flap actuator mounting, inboard, right	1	31-7912001 and up
-3	40348-04		* BRACKET ASSEMBLY - Rear spar, flap actuator mounting, outboard, left	1	31-5 to 31-7812129 incl
	40348-14		* BRACKET ASSEMBLY - Rear spar, flap actuator mounting, outboard, left	1	31-7912001 and up
	40348-05		* BRACKET ASSEMBLY - Rear spar, flap actuator mounting, outboard, right	1	31-5 to 31-7812129 incl
	40348-15		* BRACKET ASSEMBLY - Rear spar, flap actuator mounting, outboard, right	1	31-7912001 and up
-4	40357-04		* TRACK ASSEMBLY - Flap, inboard, Sta 39 5	1	
-5	40398-06		* TRACK ASSEMBLY - Flap, center, Sta 87 5	1	
-6	43764-12		* TRACK ASSEMBLY - Flap, outboard, Sta 147 5, left	1	
	43764-13		* TRACK ASSEMBLY - Flap, outboard, Sta 147 5, right	1	
-7	40362-00	A	* SPAR ASSEMBLY - Wing, rear, left	1	
	40362-34		* SPAR ASSEMBLY - Wing, rear, left	1	31-7400990, 31-7512006 and up
	40362-01	A	* SPAR ASSEMBLY - Wing, rear, right	1	
	40362-35		* SPAR ASSEMBLY - Wing, rear, right	1	31-7400990, 31-7512006 and up
-8	40362-02		* * INBOARD SPAR ASSEMBLY - Wing, rear, left	1	
	40362-03		* * INBOARD SPAR ASSEMBLY - Wing, rear, right	1	
-9	40362-04	A	* * OUTBOARD SPAR ASSEMBLY - Wing, rear, left	1	
	40362-32		* * OUTBOARD SPAR ASSEMBLY - Wing, rear, left	1	31-7400990, 31-7512006 and up
	40362-05	A	* * OUTBOARD SPAR ASSEMBLY - Wing, rear, right	1	
	40362-33		* * OUTBOARD SPAR ASSEMBLY - Wing, rear, right	1	31-7400990, 31-7512006 and up
-10	56977-08		* * BUSHING	1	
-10a	54344-04		* * REINFORCEMENT - Outboard rear spar, left	1	31-7400990, 31-7512006 and up
	54344-05		* * REINFORCEMENT - Outboard rear spar, right	1	31-7400990, 31-7512006 and up
-11	40383-34		* RIB ASSEMBLY - Rear spar assembly, Sta 30, left	1	
	40383-35		* RIB ASSEMBLY - Rear spar assembly, Sta 30, right	1	
-12	40383-08		* RIB ASSEMBLY - Rear spar assembly, trailing edge, Sta 30, left	1	
	40383-09		* RIB ASSEMBLY - Rear spar assembly, trailing edge, Sta 30, right	1	

When ordering, always specify Part Number, Description and Serial Number of Aircraft

PIPER PARTS CATALOG

Figure and Index Number	Part Number	Code	NOMENCLATURE	No. Req	SERIAL NUMBERS AFFECTED
7-13	40389-00		* BRACKET - Rear spar, main landing gear actuator support, left	1	
	40389-01		* BRACKET - Rear spar, main landing gear actuator support, right	1	
-14	40404-02		* RIB ASSEMBLY - Rear spar assembly, trailing edge, Sta 39 5, left	1	
	40404-03		* RIB ASSEMBLY - Rear spar assembly, trailing edge, Sta 39 5, right	1	
-15	74099-02		* RIB ASSEMBLY - Rear spar assembly, Sta 39 5, left	1	
	74099-03		* RIB ASSEMBLY - Rear spar assembly, Sta 39 5, right	1	
-16	40405-04		* RIB ASSEMBLY - Rear spar assembly, Sta 58 5, left	1	
	40405-05		* RIB ASSEMBLY - Rear spar assembly, Sta 58 5, right	1	
-17	40405-02		* RIB ASSEMBLY - Rear spar assembly, trailing edge, Sta 58 5, left	1	
	40405-03		* RIB ASSEMBLY - Rear spar assembly, trailing edge, Sta 58 5, right	1	
-18	40419-08		* RIB ASSEMBLY - Rear spar assembly, Sta 67 5, left	1	
	40419-09		* RIB ASSEMBLY - Rear spar assembly, Sta 67 5, right	1	
-19	45467-16		* RIB ASSEMBLY - Rear spar assembly, Sta 67 5, left	1	
	45467-17		* RIB ASSEMBLY - Rear spar assembly, Sta 67 5, right	1	
-20	40419-12		* RIB ASSEMBLY - Rear spar assembly, Sta 67 5, left	1	
	40419-13		* RIB ASSEMBLY - Rear spar assembly, Sta 67 5, right	1	
-21	40419-14		* RIB ASSEMBLY - Rear spar assembly, trailing edge, Sta 67 5, left	1	
	40419-15		* RIB ASSEMBLY - Rear spar assembly, trailing edge, Sta 67 5, right	1	
-22	40423-06		* RIB ASSEMBLY - Rear spar assembly, Sta 49, left	1	31-5 to 31-7812129 incl
	40423-20		* RIB ASSEMBLY - Rear spar assembly, Sta 49, left	1	31-7912001 and up
	40423-07		* RIB ASSEMBLY - Rear spar assembly, Sta 49, right	1	31-5 to 31-7812129 incl
	40423-21		* RIB ASSEMBLY - Rear spar assembly, Sta 49, right	1	31-7912001 and up
-23	40423-08		* RIB ASSEMBLY - Rear spar assembly, trailing edge, Sta 49, left	1	
	40423-09		* RIB ASSEMBLY - Rear spar assembly, trailing edge, Sta 49, right	1	
-24	40435-02		* RIB ASSEMBLY - Rear spar assembly, trailing edge, Sta 77 5, left	1	
	40435-03		* RIB ASSEMBLY - Rear spar assembly, trailing edge, Sta 77 5, right	1	
-25	40435-04		* RIB ASSEMBLY - Rear spar assembly, Sta 77 5, left	1	
	40435-05		* RIB ASSEMBLY - Rear spar assembly, Sta 77 5, right	1	
-26	40435-06		* RIB ASSEMBLY - Rear spar assembly, Sta 77 5, left	1	
	40435-07		* RIB ASSEMBLY - Rear spar assembly, Sta 77 5, right	1	
-27	40435-10		* RIB ASSEMBLY - Rear spar assembly, Sta 77 5, left	1	
	40435-11		* RIB ASSEMBLY - Rear spar assembly, Sta 77 5, right	1	
-28	40446-12		* RIB ASSEMBLY - Rear spar assembly, Sta 97 5, left	1	
	40446-13		* RIB ASSEMBLY - Rear spar assembly, Sta 97 5, right	1	
-29	40446-16	F	* RIB ASSEMBLY - Rear spar assembly, trailing edge, Sta 97 5, left	1	31-5 to 31-7812129 incl
	40446-22		* RIB ASSEMBLY - Rear spar assembly, trailing edge, Sta 97 5, left	1	31-7912001 and up
	40446-15	F	* RIB ASSEMBLY - Rear spar assembly, trailing edge, Sta 97 5, right	1	31-5 to 31-7812129 incl
	40446-25		* RIB ASSEMBLY - Rear spar assembly, trailing edge, Sta 97 5, right	1	31-7912001 and up

When ordering, always specify Part Number, Description and Serial Number of Aircraft

PIPER PARTS CATALOG

Figure and Index Number	Part Number	Code	Nomenclature	No. Req.	Serial Numbers Affected
7 -30	40455-10		* RIB ASSEMBLY - Rear spar assembly, Sta. 87.5, left	1	
	40455-11		* RIB ASSEMBLY - Rear spar assembly, Sta. 87.5, right	1	
-31	40470-16		* RIB ASSEMBLY - Rear spar assembly, Sta. 109.5, left	1	
	40470-17		* RIB ASSEMBLY - Rear spar assembly, Sta. 109.5, right	1	
-32	40470-18		* RIB ASSEMBLY - Rear spar assembly, trailing edge, Sta 109 5, left	1	
	40470-19		* RIB ASSEMBLY - Rear spar assembly, trailing edge, Sta 109 5, right	1	
-33	40475-02		* RIB ASSEMBLY - Rear spar assembly, trailing edge, Sta 160, left	1	
	40475-03		* RIB ASSEMBLY - Rear spar assembly, trailing edge, Sta 160, right	1	
-34	40475-06		* RIB ASSEMBLY - Rear spar assembly, Sta. 160, left	1	
	40475-07		* RIB ASSEMBLY - Rear spar assembly, Sta 160, right	1	
-35	40480-00		* RIB ASSEMBLY - Rear spar assembly, Sta. 174.5, left	1	
	40480-01		* RIB ASSEMBLY - Rear spar assembly, Sta 174.5, right	1	
-36	40486-10		* RIB ASSEMBLY - Rear spar assembly, Sta. 121.5, left	1	
	40486-11		* RIB ASSEMBLY - Rear spar assembly, Sta. 121.5, right	1	
-37	40486-14		* RIB ASSEMBLY - Rear spar assembly, trailing edge, Sta 121.5, left	1	
	40486-15		* RIB ASSEMBLY - Rear spar assembly, trailing edge, Sta 121.5, right	1	
-38	40489-02		* RIB ASSEMBLY - Rear spar assembly, trailing edge, Sta 134 5, left	1	
	40489-03		* RIB ASSEMBLY - Rear spar assembly, trailing edge, Sta. 134 5, right	1	
-39	40489-04		* RIB ASSEMBLY - Rear spar assembly, Sta. 134.5, left	1	
	40489-05		* RIB ASSEMBLY - Rear spar assembly, Sta. 134.5, right	1	
-40	40490-04		* RIB ASSEMBLY - Rear spar assembly, Sta. 147.5, left	1	
	40490-05		* RIB ASSEMBLY - Rear spar assembly, Sta. 147.5, right	1	
-41	40492-22		* RIB ASSEMBLY - Rear spar assembly, Sta. 221.5, left	1	
	40492-03		* RIB ASSEMBLY - Rear spar assembly, Sta. 221.5, right	1	
-42	40530-04		* RIB ASSEMBLY - Rear spar assembly, trailing edge, Sta. 190, left	1	
	40530-05		* RIB ASSEMBLY - Rear spar assembly, trailing edge, Sta 190, right	1	
-43	40530-06		* RIB ASSEMBLY - Rear spar assembly, Sta 190, left	1	
	40530-07		* RIB ASSEMBLY - Rear spar assembly, Sta 190, right	1	
-44	40530-10		* RIB ASSEMBLY - Rear spar assembly, Sta. 205, left	1	
	40530-11		* RIB ASSEMBLY - Rear spar assembly, Sta. 205, right	1	
-45	40530-12		* RIB ASSEMBLY - Rear spar assembly, trailing edge, Sta 205, left	1	
	40530-13		* RIB ASSEMBLY - Rear spar assembly, trailing edge, Sta 205, right	1	
-46	73786-02	G	* BRACKET - Rear spar assembly, main gear actuator reinforcement	1	
-47	400 004		* BOLT - (AN4-7A)	1	
	407 565		* WASHER - (AN960-416)	1	
	404 888		* NUT - (MS20365-428C)	1	
-48	40434-00		* BULKHEAD ASSEMBLY - Rear spar assembly, wheel well front, left	1	
	40434-01		* BULKHEAD ASSEMBLY - Rear spar assembly, wheel well front, right	1	

When ordering, always specify Part Number, Description, and Serial Number of Aircraft

PIPER PARTS CATALOG

Figure and Index Number	Part Number	Code	Nomenclature	No. Req.	Serial Numbers Affected
7 -49	40438-00		* ANGLE - Rear spar assembly, wing rib rear attachment, left	1	
	40438-01		* ANGLE - Rear spar assembly, wing rib rear attachment, right	1	
-50	40439-00		* CHANNEL - Rear spar assembly, actuator bracket support, left	1	
	40439-01		* CHANNEL - Rear spar assembly, actuator bracket support, right	1	
-51	40454-00		* BULKHEAD ASSEMBLY - Rear spar assembly, main gear support, rear, left	1	
	40454-01		* BULKHEAD ASSEMBLY - Rear spar assembly, main gear support, rear, right	1	
-52	40463-00		* ANGLE - Rear spar assembly, fuel cell liner support	1	
-53	40465-00		* ANGLE - Rear spar assembly, fuel cell liner support	1	
-54	40466-00		* BULKHEAD - Rear spar assembly, wheel well rear outboard, left	1	
	40466-01		* BULKHEAD - Rear spar assembly, wheel well rear outboard, right	1	
-55	40485-00		* ANGLE - Rear spar assembly, pulley bracket attachment, left	1	
-56	41669-00		* BRACKET - Fairlead, Sta 58.5 and 121.5	4	
-57	40500-00		* BULKHEAD ASSEMBLY - Rear spar assembly, main gear support, forward, left	1	
	40500-01		* BULKHEAD ASSEMBLY - Rear spar assembly, main gear support, forward, right	1	
-58	40502-02		* BRACKET ASSEMBLY - Rear spar assembly, main gear door outboard hinge, forward, left	1	
	40502-03		* BRACKET ASSEMBLY - Rear spar assembly, main gear door outboard hinge, forward, right	1	
-59	40502-05		* BRACKET ASSEMBLY - Rear spar assembly, main gear door outboard hinge, aft, left	1	
	40502-04		* BRACKET ASSEMBLY - Rear spar assembly, main gear door outboard hinge, aft, right	1	
-60	45691-03		* BRACKET ASSEMBLY - Rear spar assembly, main gear door outboard hinge, aft, left	1	
	45691-02		* BRACKET ASSEMBLY - Rear spar assembly, main gear door outboard hinge, aft, right	1	

When ordering, always specify Part Number, Description, and Serial Number of Aircraft

PIPER PARTS CATALOG

Figure and Index Number	Part Number	Code	Nomenclature	No. Req.	Serial Numbers Affected
7 -61	45691-04		* BRACKET ASSEMBLY - Rear spar assembly, main gear door outboard hinge, forward, left	1	
	45691-05		* BRACKET ASSEMBLY - Rear spar assembly, main gear door outboard hinge, forward, right	1	
-62	40507-00		* BULKHEAD - Wing rear spar assembly, Sta. 62 8, left	1	
	40507-01		* BULKHEAD - Wing rear spar assembly, Sta. 62 8, right	1	
-63	40509-02		* BRACKET - Rear spar assembly, aileron pulley, upper left	1	
	40509-03		* BRACKET - Rear spar assembly, aileron pulley, upper right	1	
-64	40509-05		* BRACKET - Rear spar assembly, aileron pulley, lower	1	
	40509-04		* BRACKET - Rear spar assembly, aileron pulley, lower right	1	
-65	43860-00		* BRACKET ASSEMBLY - Rear spar assembly, aileron hinge, Sta. 222, left	1	
	43860-01		* BRACKET ASSEMBLY - Rear spar assembly, aileron hinge, Sta. 222, right	1	
-66	25704-00	B	* BEARING - Aileron hinge	1	
	452 386	C	* BEARING - Aileron hinge (NAS506-4)	1	
-67	40513-00		* BRACKET - Rear spar assembly, aileron pulley, Sta. 147 5, top, left	1	
	40513-01		* BRACKET - Rear spar assembly, aileron pulley, Sta. 147.5, top, right	1	
-68	40513-01		* BRACKET - Rear spar assembly, aileron pulley, Sta. 147.5, bottom, left	1	
	40513-00		* BRACKET - Rear spar assembly, aileron pulley, Sta. 147.5, bottom, right	1	
-69	40525-00		* CLIP - Wing rear spar assembly, Sta. 31	2	
-70	40550-00		* RIB - Wing rear spar assembly, Sta. 182, left	1	
	40550-01		* RIB - Wing rear spar assembly, Sta. 182, right	1	
-71	40556-01		* BRACKET ASSEMBLY - Rear spar assembly, landing gear door cylinder support, forward, left	1	31-5 to 31-135 inclusive
	46357-01		* BRACKET ASSEMBLY - Rear spar assembly, landing gear door cylinder support, forward, left	1	31-136 and up
	40556-00		* BRACKET ASSEMBLY - Rear spar assembly, landing gear door cylinder support, forward, right	1	31-5 to 31-135 inclusive
	46357-00		* BRACKET ASSEMBLY - Rear spar assembly, landing gear door cylinder support, forward, right	1	31-136 and up
-72	40556-00		* BRACKET ASSEMBLY - Rear spar assembly, landing gear door cylinder support, aft, left	1	31-5 to 31-135 inclusive
	46357-00		* BRACKET ASSEMBLY - Rear spar assembly, landing gear door cylinder support, aft, left	1	31-136 and up

When ordering, always specify Part Number, Description, and Serial Number of Aircraft

PIPER PARTS CATALOG

Figure and Index Number	Part Number	Code	NOMENCLATURE	No. Req.	SERIAL NUMBERS AFFECTED
7-72	40556-01		BRACKET ASSEMBLY - Rear spar assembly, landing gear door cylinder support, aft, right	1	31-5 to 31-135 inclusive
	46357-01		BRACKET ASSEMBLY - Rear spar assembly, landing gear door cylinder support, aft, right	1	31-136 and up
-73	40560-03		BRACKET - Rear spar assembly, main gear door hinge, aft, left	1	
	40560-02		BRACKET - Rear spar assembly, main gear door hinge, aft, right	1	
-74	40560-02		BRACKET - Rear spar assembly, main gear door hinge, forward, left	1	
	40560-03		BRACKET - Rear spar assembly, main gear door hinge, forward, right	1	
-75	40560-05		BRACKET - Rear spar assembly, main gear door hinge, aft, left	1	
	40560-04		BRACKET - Rear spar assembly, main gear door hinge, aft, right	1	
-76	40560-04		BRACKET - Rear spar assembly, main gear door hinge, forward, left	1	
	40560-05		BRACKET - Rear spar assembly, main gear door hinge, forward, right	1	
-77	40561-00		BRACKET ASSEMBLY - Rear spar assembly, aileron bellcrank, left	1	
	40561-01		BRACKET ASSEMBLY - Rear spar assembly, aileron bellcrank, right	1	
-78	40571-00		ANGLE - Wing bottom, rear spar assembly, forward, left	1	
	40571-01		ANGLE - Wing bottom, rear spar assembly, forward, right	1	
-79	40593-00		ANGLE - Wing bottom, rear spar assembly, aft, left	1	
	40593-01		ANGLE - Wing bottom, rear spar assembly, aft, right	1	
-80	40609-00		ANGLE - Rear spar assembly, main gear door cutout, Sta 32, left	1	
	40609-01		ANGLE - Rear spar assembly, main gear door cutout, Sta 32, right	1	
-81	40610-00		ANGLE - Rear spar assembly, main gear door cutout, Sta 85, left	1	
	40610-01		ANGLE - Rear spar assembly, main gear door cutout, Sta 85, right	1	
-82	40081-00		RING - Fairlead snap	8	
-83	40658-00		BRACKET ASSEMBLY - Rear spar assembly, main gear up switch	1	
-84	40474-00		BULKHEAD - Rear spar assembly, wheel well rear inboard, left	1	
	40474-01		BULKHEAD - Rear spar assembly, wheel well rear inboard, right	1	
-85	40652-00		BRACKET - Rear spar assembly, main gear actuator	1	
-86	43861-00		BRACKET ASSEMBLY - Rear spar assembly, aileron hinge, inboard, left	1	
	43861-01		BRACKET ASSEMBLY - Rear spar assembly, aileron hinge, inboard, right	1	
-87	25704-00	B	BEARING - Aileron hinge	1	
	452 386	C	BEARING - Aileron hinge (NAS506-4)	1	
-88	40515-00		BRACKET - Rear spar assembly, aileron tab pulley, Sta 147 5, right	1	
-89	40512-00		ANGLE - Wing rear spar assembly	1	
-90	40540-00		BULKHEAD ASSEMBLY - Wing rear spar assembly, Sta 62 81, left	1	
	40540-01		BULKHEAD ASSEMBLY - Wing rear spar assembly, Sta 62 81, right	1	
-91	53042-02		SUPPORT - Fuel cell liner, Sta 97 5, to Sta 109 5	2	
-92	53042-03		SUPPORT - Fuel cell liner, Sta 109 5 to Sta 121 5	2	
-93	53042-04		SUPPORT - Fuel, cell liner, Sta 121 5 to Sta 134 5	2	
-94	53042-05		SUPPORT - Fuel cell liner, Sta 134 5 to Sta 147 5	2	

When ordering, always specify Part Number, Description and Serial Number of Aircraft

PIPER PARTS CATALOG

Figure and Index Number	Part Number	Code	Nomenclature	No. Req.	Serial Numbers Affected
7 -95	54332-02		* BRACKET ASSEMBLY - Aileron hinge tip, left	1	31-7400990, 31-7512006 and up
	54332-03		* BRACKET ASSEMBLY - Aileron hinge tip, right	1	31-7400990, 31-7512006 and up
-96	452 386		** BEARING - Aileron hinge (NAS506-4)	1	31-7400990, 31-7512006 and up
-97	44744-00		PLATE - Cove	2	
-98	43016-00		BUMPER ASSEMBLY - Landing gear, left	1	31-5 to 31-7812129 incl
	49457-02		BUMPER ASSEMBLY - Landing gear, left	1	31-7912001 to 31-8112037 incl.
	49457-04		BUMPER ASSEMBLY - Landing gear, left	1	31-8112038 and up
	43016-01		BUMPER ASSEMBLY - Landing gear, right	1	31-5 to 31-7812129 incl
	49457-03		BUMPER ASSEMBLY - Landing gear, right	1	31-7912001 to 31-8112037 incl
	49457-05		BUMPER ASSEMBLY - Landing gear, right	1	31-8112038 and up
-99	42746-00		* BUMPER - Landing gear	4	31-5 to 31-7812129 incl
	49456-02		* BUMPER - Landing gear	4	31-7912001 to 31-8112037 incl.
	49456-03		* BUMPER - Landing gear	4	31-8112038 and up
-100	41413-57		* BUSHING - Landing gear bumper	4	
-101	411 538		* SCREW - (MS35207-269)	4	
	407 564		* WASHER - (AN960-10)	8	
	404 887		* NUT - (MS20365-1032C)	4	
-102	40616-00		BRACKET ASSEMBLY - Rear spar assembly, main landing gear uplock, left	1	31-5 to 31-8112037 incl.
	40616-16		BRACKET ASSEMBLY - Rear spar assembly, main landing gear uplock, left	1	31-8112038 and up
	40616-01		BRACKET ASSEMBLY - Rear spar assembly, main landing gear uplock, right	1	31-5 to 31-8112037 incl.
	40616-17		BRACKET ASSEMBLY - Rear spar assembly main landing gear uplock, right	1	31-8112038 and up
-103	40616-02		BRACKET ASSEMBLY - Rear spar assembly, main landing gear uplock, right	1	31-5 to 31-8112037 incl.
	40616-19		BRACKET ASSEMBLY - Rear spar assembly, main landing gear uplock, left	1	31-8112038 and up
	40616-03		BRACKET ASSEMBLY - Rear spar assembly, main landing gear uplock, left	1	31-5 to 31-8112037 incl.
	40616-18		BRACKET ASSEMBLY - Rear spar assembly, main landing gear uplock, right	1	31-8112038 and up
-104	40071-00		SEGMENT - Cable fairlead	16	
-105	481 096		PLATE - Patch (A6914-1024-1)	2	
-106	71132-02	D	GUSSET - Flap track reinforcement, inboard, left	1	31-8012011 and up
	71132-03	D	GUSSET - Flap track reinforcement, inboard, right	1	31-8012011 and up
	71132-04	D	GUSSET - Flap track reinforcement, outboard, right	1	31-8012011 and up
	71132-05	D	GUSSET - Flap track reinforcement, outboard, left	1	31-8012011 and up
-107	56956-14	D	PLATE - Filler, outboard, left and right	2	31-8012011 and up
	56956-15	D	PLATE - Filler, inboard, left and right	2	31-8012011 and up
-108	74245-02	E	STOP - Flap travel	2	31-2 to 31-7812129 incl
-109	40559-07	E	WASHER	4	31-2 to 31-7812129 incl
-110	401 266	E	BOLT - (AN3-5A)	2	31-2 to 31-7812129 incl.
	407 564	E	WASHER - (AN960-10)	2	31-2 to 31-7812129 incl.
	404 887	E	NUT - (MS20365-1032C)	2	31-2 to 31-7812129 incl
-111	71888-02	E	CLIP - Flap travel stop	2	31-2 to 31-7812129 incl.
-112	71887-02	E	CLIP - Flap travel stop	2	31-2 to 31-7812129 incl.
-113	71888-03	E	CLIP - Flap travel stop	2	31-2 to 31-7812129 incl.

When ordering, always specify Part Number, Description, and Serial Number of Aircraft

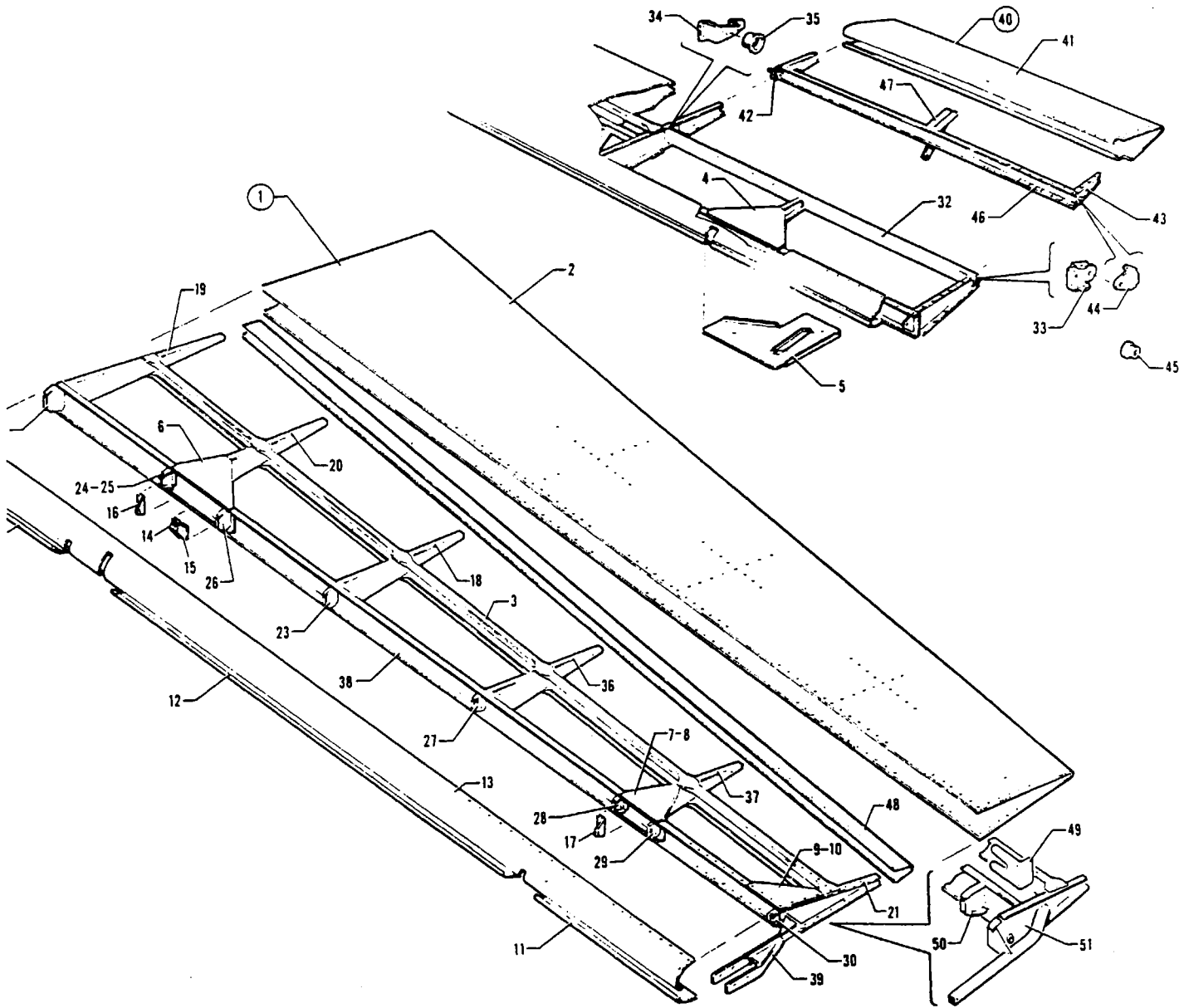


Figure 8: Aileron Assembly

PIPER PARTS CATALOG

CODE EXPLANATIONS FOR FIGURE 8

A - Used on serial numbers 31-5 to 31-7400989 inclusive and 31-7400991 to 31-7512005 inclusive.

PIPER PARTS CATALOG

Figure and Index Number	Part Number	Code	Nomenclature	No. Req.	Serial Numbers Affected
8 -1	40200-00	A	AILERON ASSEMBLY - Left	1	
	40200-42		AILERON ASSEMBLY - Left	1	31-7400990, 31-7512006 and up
	40200-37	A	AILERON ASSEMBLY - Right	1	
	40200-43		AILERON ASSEMBLY - Right	1	31-7400990, 31-7512006 and up
	40200-12	A	* SKIN ASSEMBLY - Aileron, left	1	
	40200-28		* SKIN ASSEMBLY - Aileron, left	1	31-7400990, 31-7512006 and up
	40200-13	A	* SKIN ASSEMBLY - Aileron, right	1	
	40200-29		* SKIN ASSEMBLY - Aileron, right	1	31-7400990, 31-7512006 and up
	40200-16		** CHANNEL - Aileron skin assembly, left	2	
40200-17		** CHANNEL - Aileron skin assembly, right	2		
-4	40135-00		** GUSSET - Aileron, top, right, Sta 175	1	
-5	40138-00		** PLATE - Aileron tab skin reinforcement, bottom, right	1	
-6	40113-00		** GUSSET - Aileron, inboard, left, top	1	
	40113-01		** GUSSET - Aileron, inboard, left, bottom	1	
-7	40114-00		** GUSSET - Aileron, Sta 222, left, top	1	
	40114-01		** GUSSET - Aileron, Sta 222, left, bottom	1	
-8	40114-01		** GUSSET - Aileron, Sta. 222, right, top	1	
	40114-00		** GUSSET - Aileron, Sta. 222, right, bottom	1	
-9	40200-19		* GUSSET - Aileron, outboard, bottom, left	1	
	40200-18		* GUSSET - Aileron, outboard, bottom, right	1	
-10	40200-18		* GUSSET - Aileron, outboard, top, left	1	
	40200-19		* GUSSET - Aileron, outboard, top, right	1	
	40200-10	A	* SKIN - Aileron, front bottom outboard, left	1	
-11	40200-48		* SKIN - Aileron, front bottom outboard, left	1	31-7400990, 31-7512006 and up
	40200-11	A	* SKIN - Aileron, front bottom outboard, right	1	
	40200-47		* SKIN - Aileron, front bottom outboard, right	1	31-7400990, 31-7512006 and up
-12	40200-08		* SKIN - Aileron, front bottom center, left	1	
	40200-09		* SKIN - Aileron, front bottom center, right	1	
	40200-04	A	* SKIN - Aileron, front top, left	1	
-13	40200-50		* SKIN - Aileron, front top, left	1	31-7400990, 31-7512006 and up
	40200-05	A	* SKIN - Aileron, front top, right	1	
	40200-51		* SKIN - Aileron, front top, right	1	31-7400990, 31-7512006 and up
-14	40109-00		* HORN - Aileron, front, inboard, left	1	
	40109-01		* HORN - Aileron, front, inboard, right	1	
-15	40109-01		* HORN - Aileron, front, outboard, left	1	
	40109-00		* HORN - Aileron, front, outboard, right	1	
-16	74461-02		* BRACKET - Aileron, front, Sta 174.5, left	1	
	74461-03		* BRACKET - Aileron, front, Sta. 174.5, right	1	
-17	40112-02		* BRACKET - Aileron, front, Sta. 221.5, left	1	
	40112-03		* BRACKET - Aileron, front, Sta. 221.5, right	1	
-18	40115-00		* RIB - Aileron, Sta 1 89 5, left	1	
	40115-01		* RIB - Aileron, Sta 189.5, right	1	
-19	40182-00		* RIB - Aileron, Sta 161 38, left	1	
	40116-00		* RIB - Aileron, Sta 161 38, right	1	
-20	40117-00		* RIB - Aileron, Sta 175 12, left	1	
	40118-00		* RIB - Aileron, Sta. 175.12, right	1	
-21	40119-00	A	* RIB - Aileron, outboard end, left	1	
	40119-01	A	* RIB - Aileron, outboard end, right	1	
-22	40127-02		* BULKHEAD - Aileron nose, Sta. 161.38, left	1	
	40127-03		* BULKHEAD - Aileron nose, Sta. 161.38, right	1	
-23	40127-04		* BULKHEAD - Aileron nose, Sta. 189.5, left	1	
	40127-05		* BULKHEAD - Aileron nose, Sta. 189.5, right	1	
-24	40128-02		* BULKHEAD - Aileron nose, Sta. 171, right	1	
-25	40128-03		* BULKHEAD - Aileron nose, Sta 173, left	1	
-26	40129-02		* BULKHEAD - Aileron nose, Sta 179, left	1	
	40129-03		* BULKHEAD - Aileron nose, Sta 179, right	1	

When ordering, always specify Part Number, Description, and Serial Number of Aircraft

PIPER PARTS CATALOG

Figure and Index Number	Part Number	Code	NOMENCLATURE	No. Req.	SERIAL NUMBERS AFFECTED
8-27	40130-00		* BULKHEAD - Aileron nose, Sta 205, left	1	
	40130-01		* BULKHEAD - Aileron nose, Sta 205, right	1	
-28	40132-02		* BULKHEAD - Aileron nose, Sta 218 4, left	1	
	40132-03		* BULKHEAD - Aileron nose, Sta 218 4, right	1	
-29	40132-04		* BULKHEAD - Aileron nose, Sta 222, left	1	
	40132-05		* BULKHEAD - Aileron nose, Sta 222, right	1	
-30	40133-00	A	* BULKHEAD - Aileron nose, Sta 238, left	1	
	40133-01	A	* BULKHEAD - Aileron nose, Sta 238, right	1	
-31	40200-06		* SKIN - Aileron, front bottom inboard, left	1	
	40200-07		* SKIN - Aileron, front bottom inboard, right	1	
-32	40145-00		* SPAR - Aileron, stub, Sta 161 to Sta 189, right	1	
-33	40152-00		* BRACKET ASSEMBLY - Aileron tab attachment, right	1	
-34	40163-00		* BEARING ASSEMBLY - Aileron tab attachment, right	1	
-35	452 331		* * BEARING - Aileron bearing assembly (FF-310-3)	1	
-36	40183-00		* RIB - Aileron, Sta 205, left	1	
	40183-01		* RIB - Aileron, Sta 205, right	1	
-37	40184-00		* RIB - Aileron, Sta 222, left	1	
	40184-01		* RIB - Aileron, Sta 222, right	1	
-38	40190-00	A	* SPAR ASSEMBLY - Aileron, left	1	
	40190-16		* SPAR ASSEMBLY - Aileron, left	1	31-7400990, 31-7512006 and up
	40190-13	A	* SPAR ASSEMBLY - Aileron, right	1	
	40190-17		* SPAR ASSEMBLY - Aileron, right	1	31-7400990, 31-7512006 and up
-39	40375-00	A	* BRACKET ASSEMBLY - Aileron balance weight, left	1	
	40375-01	A	* BRACKET ASSEMBLY - Aileron balance weight, right	1	
-40	40178-00		* TAB ASSEMBLY - Aileron, right	1	
-41	40178-02		* * SKIN - Aileron tab	1	
-42	40172-00		* * RIB - Aileron tab, Sta 188 6, outboard	1	
-43	40149-00		* * RIB - Aileron tab, Sta 161, inboard	1	
-44	40153-00		* * HINGE ASSEMBLY - Aileron tab assembly, Sta 161	1	
-45	453 787		* * * BEARING - Aileron tab, hinge assembly (NAS77A5-19P)	1	
-46	40142-00		* * SPAR - Aileron tab assembly, Sta 161 to Sta 189	1	
-47	41860-00		* * HORN ASSEMBLY - Aileron tab, Sta 172	1	
-48	40200-44		* CHANNEL - Aileron	1	31-7400990, 31-7512006 and up
-49	54339-02		* REINFORCEMENT - Outboard aileron spar, left	1	31-7400990, 31-7512006 and up
	54339-03		* REINFORCEMENT - Outboard aileron spar, right	1	31-7400990, 31-7512006 and up
-50	54340-02		* BULKHEAD - Aileron nose, left	1	31-7400990, 31-7512006 and up
	54340-03		* BULKHEAD - Aileron nose, right	1	31-7400990, 31-7512006 and up
-51	54336-02		* RIB ASSEMBLY - Aileron balance weight, left	1	31-7400990, 31-7512006 and up
	54336-07		* RIB ASSEMBLY - Aileron balance weight, right	1	31-7400990, 31-7512006 and up

When ordering, always specify Part Number, Description and Serial Number of Aircraft

PIPER PARTS CATALOG

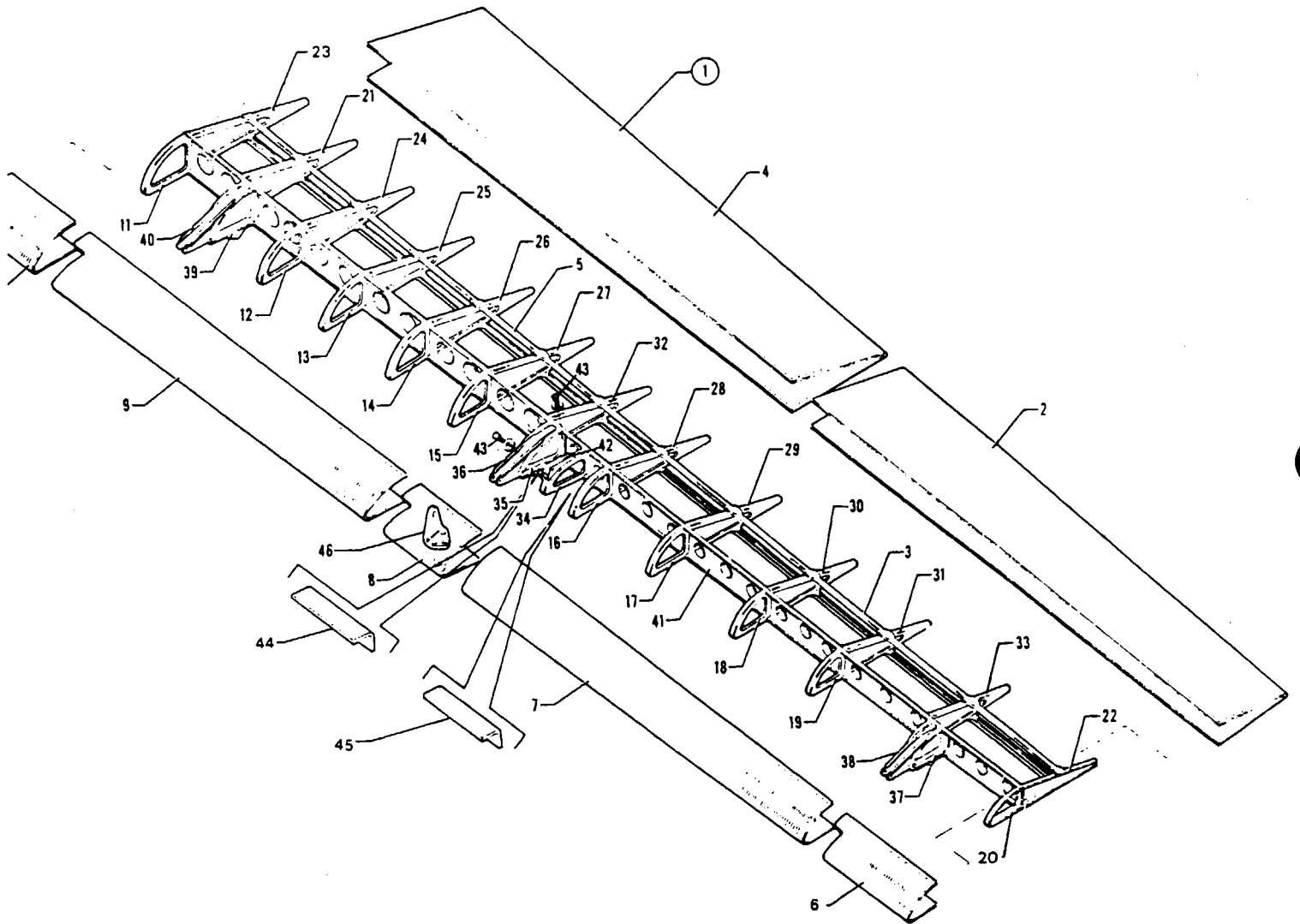


Figure 9 Flap Assembly

PIPER PARTS CATALOG

CODE EXPLANATIONS FOR FIGURE 9

- A - Order part for serial numbers 31-8112031 and up if Calco Flap System Installation Kit 764 938L has been installed per Service Letter 959
- B - Ascertain flap assembly part number stamped on identification plate attached to inboard flap rib and order accordingly
- C - Used on Flap Assembly Part No 40185-00
- D - Used on Flap Assembly Part No 40185-01
- E - Used on Flap Assembly Part No 40185-30
- F - Used on Flap Assembly Part No 40185-31
- G - Used on Flap Assembly Part No 40185-42
- H - Used on Flap Assembly Part No 40185-43

PIPER PARTS CATALOG

Figure and Index Number	Part Number	Code	NOMENCLATURE	No Req	SERIAL NUMBERS AFFECTED
9-1	40185-00	A	FLAP ASSEMBLY - Left	1	31-5 to 31-7812129 incl
	40185-30		FLAP ASSEMBLY - Left	1	31-7912001 to 31-8112030 incl
	40185-42		FLAP ASSEMBLY - Left	1	31-8112031 and up
	40185-01	A	FLAP ASSEMBLY - Right	1	31-5 to 31-7812129 incl
	40185-31		FLAP ASSEMBLY - Right	1	31-7912001 to 31-8112030 incl
	40185-43		FLAP ASSEMBLY - Right	1	31-8112031 and up
-2	40185-18		* SKIN ASSEMBLY - Flap, trailing edge, outboard, left	1	
	40185-19		* SKIN ASSEMBLY - Flap, trailing edge, outboard, right	1	
-3	40185-17		* CHANNEL - Flap, trailing edge, outboard	2	
-4	40185-20		* SKIN ASSEMBLY - Flap, trailing edge, inboard, left	1	
	40185-21		* SKIN ASSEMBLY - Flap, trailing edge, inboard, right	1	
-5	40185-16		* CHANNEL - Flap, trailing edge, inboard	2	
-6	40185-06		* SKIN - Flap, leading edge, outboard, left	1	
	40185-07		* SKIN - Flap, leading edge, outboard, right	1	
-7	40185-08		* SKIN - Flap, leading edge, Sta 97 5 to Sta 147 5, left	1	
	40185-09		* SKIN - Flap, leading edge, Sta 97 5 to Sta 147 5, right	1	
-8	40185-10	B,C	* SKIN - Flap, leading edge, center, left	1	
	40185-38	B,E,G	* SKIN - Flap, leading edge, center, left	1	
	40185-11	B,D	* SKIN - Flap, leading edge, center, right	1	
	40185-39	B,F,H	* SKIN - Flap, leading edge, center, right	1	
-9	40185-12	B,C	* SKIN - Flap, leading edge, Sta 40 to Sta 87 5, left	1	
	40185-36	B,E,G	* SKIN - Flap, leading edge, Sta 40 to Sta 87 5, left	1	
	40185-13	B,D	* SKIN - Flap, leading edge, Sta 40 to Sta 87 5, right	1	
	40185-37	B,F,H	* SKIN - Flap, leading edge, Sta 40 to Sta 87 5, right	1	
-10	40185-14		* SKIN - Flap, leading edge, inboard, left	1	
	40185-15		* SKIN - Flap, leading edge, inboard, right	1	
-11	40137-02		* BULKHEAD - Flap nose, Sta 30, left	1	
	40137-03		* BULKHEAD - Flap nose, Sta 30, right	1	
-12	40137-04		* BULKHEAD - Flap nose, Sta 49, left	1	
	40137-05		* BULKHEAD - Flap nose, Sta 49, right	1	
-13	40144-02		* BULKHEAD - Flap nose, Sta 58 5, left	1	
	40144-03		* BULKHEAD - Flap nose, Sta 58 5, right	1	
-14	40144-04		* BULKHEAD - Flap nose, Sta 67 5, left	1	
	40144-05		* BULKHEAD - Flap nose, Sta 67 5, right	1	
-15	40144-06		* BULKHEAD - Flap nose, Sta 77 5, left	1	
	40144-07		* BULKHEAD - Flap nose, Sta 77 5, right	1	
-16	40147-02		* BULKHEAD - Flap nose, Sta 97 5, left	1	
	40147-03		* BULKHEAD - Flap nose, Sta 97 5, right	1	
-17	40147-04		* BULKHEAD - Flap nose, Sta 109 5, left	1	
	40147-05		* BULKHEAD - Flap nose, Sta 109 5, right	1	
-18	40147-06		* BULKHEAD - Flap nose, Sta 121 5, left	1	
	40147-07		* BULKHEAD - Flap nose, Sta 121 5, right	1	
-19	40147-08		* BULKHEAD - Flap nose, Sta 134 5, left	1	
	40147-09		* BULKHEAD - Flap nose, Sta 134 5, right	1	
-20	40147-10		* BULKHEAD - Flap nose, Sta 160 5, left	1	
	40147-11		* BULKHEAD - Flap nose, Sta 160 5, right	1	
-21	40157-00		* RIB - Flap, Sta 39 5, left	1	
	40157-01		* RIB - Flap, Sta 39 5, right	1	
-22	40165-00		* RIB - Flap, Sta 160 5, left	1	
	40165-01		* RIB - Flap, Sta 160 5, right	1	
-23	40166-00		* RIB - Flap, Sta 30, left	1	
	40166-01		* RIB - Flap, Sta 30, right	1	
-24	40166-02		* RIB - Flap, Sta 49, left	1	
	40166-03		* RIB - Flap, Sta 49, right	1	
-25	40167-00		* RIB - Flap, Sta 58 5, left	1	
	40167-01		* RIB - Flap, Sta 58 5, right	1	
-26	40167-02		* RIB - Flap, Sta 67 5, left	1	
	40167-03		* RIB - Flap, Sta 67 5, right	1	
-27	40167-04		* RIB - Flap, Sta 77 5, left	1	
	40167-05		* RIB - Flap, Sta 77 5, right	1	

When ordering, always specify Part Number, Description and Serial Number of Aircraft

PIPER PARTS CATALOG

Figure and Index Number	Part Number	Code	NOMENCLATURE	No Req	SERIAL NUMBERS AFFECTED
9-28	40167-06		* RIB - Flap, Sta 97 5, left	1	
	40167-07		* RIB - Flap, Sta 97 5, right	1	
-29	40167-08		* RIB - Flap, Sta 109 5, left	1	
	40167-09		* RIB - Flap, Sta 109 5, right	1	
-30	40167-10		* RIB - Flap, Sta 121 5, left	1	
	40167-11		* RIB - Flap, Sta 121 5, right	1	
-31	40167-12		* RIB - Flap, Sta 134 5, left	1	
	40167-13		* RIB - Flap, Sta 134 5, right	1	
-32	40168-00		* RIB - Flap, Sta 87 5, left	1	
	40168-01		* RIB - Flap, Sta 87 5, right	1	
-33	40168-02		* RIB - Flap, Sta 147 5, left	1	
	40168-03		* RIB - Flap, Sta 147 5, right	1	
-34	42078-00	B,C	* BULKHEAD ASSEMBLY - Flap nose, Sta 92 94, right	1	
	42078-04	B,E,G	* BULKHEAD ASSEMBLY - Flap nose, Sta 92 94, left	1	
	42078-01	B,D	* BULKHEAD ASSEMBLY - Flap nose, Sta 92 94, right	1	
	42078-05	B,F,H	* BULKHEAD ASSEMBLY - Flap nose, Sta 92 94, left	1	
-35	40175-02	B,C	* BRACKET ASSEMBLY - Flap roller, Sta 87 5, outboard, left	1	
	71109-02	B,E,G	* BRACKET ASSEMBLY - Flap roller, Sta 87 5, outboard, left	1	
	40175-03	B,D	* BRACKET ASSEMBLY - Flap roller, Sta 87 5, outboard, right	1	
	71109-03	B,F,H	* BRACKET ASSEMBLY - Flap roller, Sta 87 5, outboard, right	1	
-36	40175-04	B,C	* BRACKET ASSEMBLY - Flap roller, Sta 87 5, inboard, left	1	
	71109-04	B,E,G	* BRACKET ASSEMBLY - Flap roller, Sta 87 5, inboard, left	1	
	40175-05	B,D	* BRACKET ASSEMBLY - Flap roller, Sta 87 5, inboard, right	1	
	71109-05	B,F,H	* BRACKET ASSEMBLY - Flap roller, Sta 87 5, inboard, right	1	
-37	40176-02	B,C,E	* BRACKET ASSEMBLY - Flap roller, Sta 147 5, outboard, left	1	
	72781-02	B,G	* BRACKET ASSEMBLY - Flap roller, Sta 147 5, outboard, left	1	
	40176-03	B,D,F	* BRACKET ASSEMBLY - Flap roller, Sta 147 5, outboard, right	1	
	72781-03	B,H	* BRACKET ASSEMBLY - Flap roller, Sta 147 5, outboard, right	1	
-38	40176-04	B,C,E	* BRACKET ASSEMBLY - Flap roller, Sta 147 5, inboard, left	1	
	72781-04	B,G	* BRACKET ASSEMBLY - Flap roller, Sta 147 5, inboard, left	1	
	40176-05	B,D,F	* BRACKET ASSEMBLY - Flap roller, Sta 147 5, inboard, right	1	
	72781-05	B,H	* BRACKET ASSEMBLY - Flap roller, Sta 147 5, inboard, right	1	
-39	40177-02		* BRACKET ASSEMBLY - Flap roller, Sta 39 5, outboard, left	1	
	40177-03		* BRACKET ASSEMBLY - Flap roller, Sta 39 5, outboard, right	1	
-40	40177-04		* BRACKET ASSEMBLY - Flap roller, Sta 39 5, inboard, left	1	
	40177-05		* BRACKET ASSEMBLY - Flap roller, Sta 39 5, inboard, right	1	
-41	40162-00	B,C	* SPAR - Flap, left	1	
	40162-10	B,E,G	* SPAR - Flap, left	1	
	40162-01	B,D	* SPAR - Flap, right	1	
	40162-11	B,F,H	* SPAR - Flap, right	1	
-42	40124-00	B,C,D	* HORN ASSEMBLY - Flap control, Sta 92 94	1	
	40124-04	B,E,F	* HORN ASSEMBLY - Flap control, Sta 92 94	1	
	74120-02	B,G,H	* HORN ASSEMBLY - Flap control, Sta 92 94	1	
-43	401 266	B,C,D	* BOLT - (AN3-5A)	2	
	400 003	B,E,F,G,H	* BOLT - (AN4-6A)	2	
	407 564	B,C,D	* WASHER - (AN960-10)	2	
	407 565	B,E,F,G,H	* WASHER - (AN960-416)	2	
-44	71118-02	B,C,D,E,F	* ANGLE - Flap reinforcement	1	
	71118-04	B,G	* ANGLE - Flap reinforcement, left	1	
	71118-05	B,H	* ANGLE - Flap reinforcement, right	1	
-45	42037-00		* ANGLE - Flap reinforcement, left	1	
	42037-01		* ANGLE - Flap reinforcement, right	1	
-46	41458-00		* ANGEL - Flap indicator arm attachment, left	1	
	41458-03		* ANGLE - Flap indicator arm attachment, right	1	

When ordering, always specify Part Number, Description and Serial Number of Aircraft

PIPER PARTS CATALOG

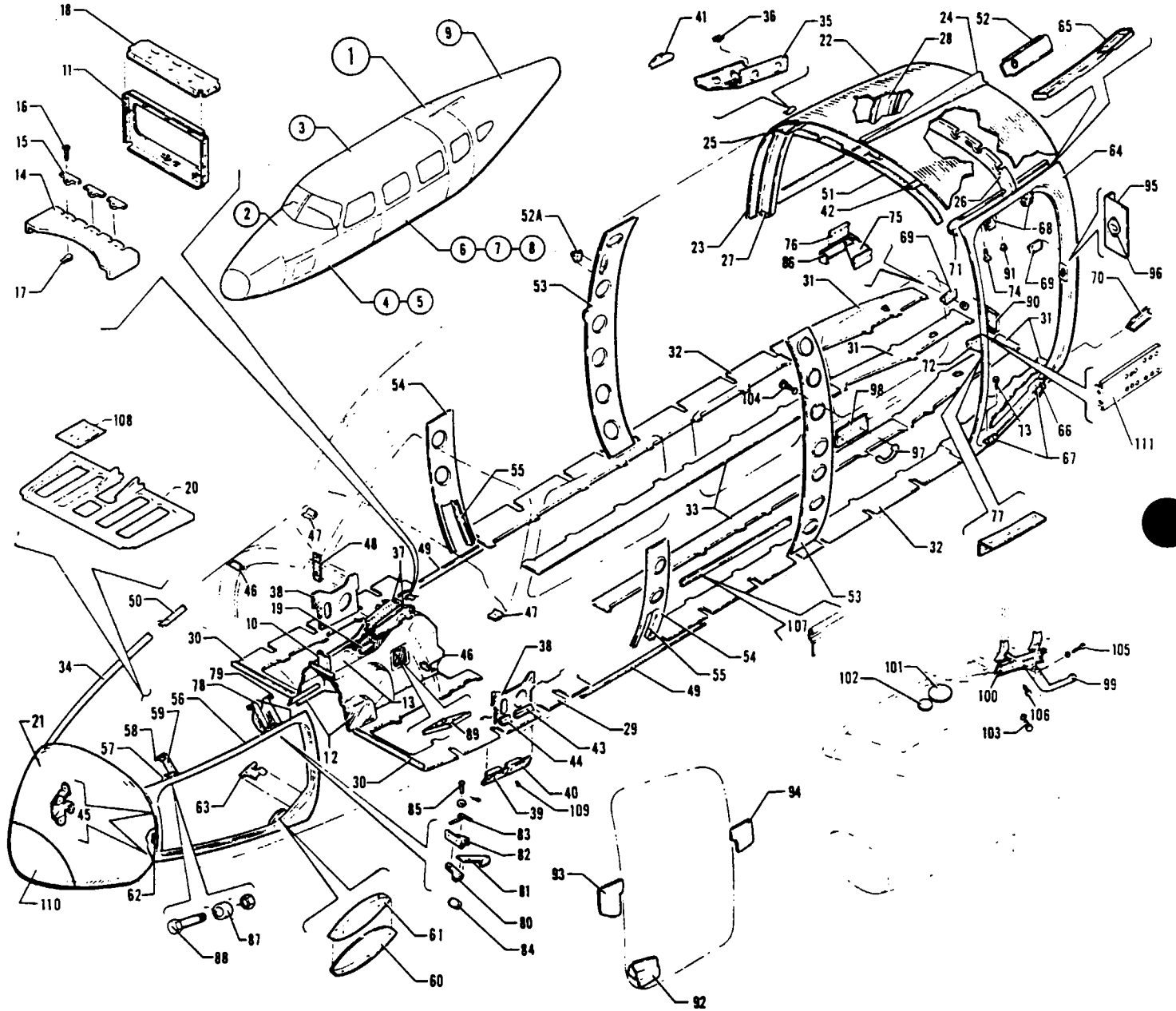


Figure 10 Fuselage Assembly

REVISED JUNE 1984

1C18

PA-31-300
PA-31-310
PA-31-325

PIPER PARTS CATALOG

CODE EXPLANATIONS FOR FIGURE 10

- A - See Figure 11 for component parts
- B - See Figure 12 for component parts
- C - See Figure 14 for component parts
- D - See Figure 15 for component parts
- E - See Figure 16 for component parts
- F - See Figure 17 for component parts
- G - See Figure 18 for component parts
- H - See Figures 20 and 21 for component parts
- J - See Figure 146 or 147 if Radar is installed
- K - Fuselage Aft Section 44566-00 replaces Fuselage Aft Section 40708-00 Ascertain Part No on plate located on bulkhead at Sta 317 75 before ordering component parts
- L - Used on serial numbers 31-5 to 31-104 inclusive if Kit 760 202 has been installed
- M - See Figure 19 if cargo door is installed
- N - Used if forward mounted oxygen bottle is installed
- O - Used if aft mounted oxygen bottle is installed

PIPER PARTS CATALOG

Figure and Index Number	Part Number	Code	NOMENCLATURE	No Req	SERIAL NUMBERS AFFECTED
10-	42000 42002		DRAWING - Fuselage Assembly DRAWING - Fuselage Assembly (Complete)		
-1	42000-00 42000-02 42000-03 42000-04		FUSELAGE ASSEMBLY FUSELAGE ASSEMBLY FUSELAGE ASSEMBLY FUSELAGE ASSEMBLY	1 1 1 1	31-5 to 31-734 inclusive 31-735 to 31-7612110 incl 31-7712001 to 31-7812129 incl 31-7912001 and up
-2	41118-00	A	* UPPER FORWARD SECTION ASSEMBLY - Fuselage	1	31-5 to 31-7400989 inclusive, 31-7400991 to 31-7512005 incl
	41118-02	A	* UPPER FORWARD SECTION ASSEMBLY - Fuselage	1	31-7400990, 31-7512006 and up
-3	41210-00	B	* UPPER CABIN SECTION ASSEMBLY - Fuselage	1	31-5 to 31-7612110 inclusive
	41210-02	B	* UPPER CABIN SECTION ASSEMBLY - Fuselage	1	31-7712001 and up
-4	41740-00	C	* LOWER FORWARD SECTION ASSEMBLY - Fuselage	1	31-5 to 31-7512016 inclusive
	41740-02	C	* LOWER FORWARD SECTION ASSEMBLY - Fuselage	1	31-7512017 to 31-7812129 incl
	41740-03	C.N	* LOWER FORWARD SECTION ASSEMBLY - Fuselage	1	31-7912001 and up
	41740-04	C.O	* LOWER FORWARD SECTION ASSEMBLY - Fuselage	1	31-7912090 and up
-5	41326-00	D	* * LOWER FORWARD FRAME ASSEMBLY - Fuselage	1	31-5 to 31-7400985 inclusive 31-7401201 to 31-7401221 incl
	41326-04	D	* * LOWER FORWARD FRAME ASSEMBLY - Fuselage	1	31-7400986 to 31-7401200, 31-7401222 and up
-6	41684-00	E	* LOWER REAR SECTION ASSEMBLY - Fuselage	1	
-7	41300-00	F	* * LOWER CENTER FRAME ASSEMBLY - Fuselage	1	
-8	41360-00	G	* * LOWER REAR FRAME ASSEMBLY - Fuselage	1	31-5 to 31-7812033 inclusive
	41360-02	G	* * LOWER REAR FRAME ASSEMBLY - Fuselage	1	31-7812034 and up
-9	40708-00	H,K	* AFT SECTION - Fuselage	1	31-5 to 31-734 inclusive
	44566-00	H	* AFT SECTION - Fuselage	1	31-735 to 31-7401220 inclusive
	44566-03	H,N	* AFT SECTION - Fuselage	1	31-7401221 and up
	44566-05	H,O	* AFT SECTION - Fuselage	1	31-7912090 and up
-10	41044-00		* CHANNEL - Reinforcement, Sta 81	1	
-11	40878-00		* CHANNEL ASSEMBLY - Engine control lever support	1	
-12	43179-00		* BULKHEAD ASSEMBLY - Pedestal side, left	1	
	43179-01		* BULKHEAD ASSEMBLY - Pedestal side, right	1	
-13	41103-00		* BULKHEAD - Wheel well	1	
-14	40918-00		* BRACKET ASSEMBLY - Engine control support	1	
-15	40905-00		* * KEEPER - Engine control cable	3	
-16	415 754		* * SCREW - (AN515-832R8)	3	
-17	406 820		* * NUT - Anchor (NAS687A08)	3	
-18	41545-00		* BRACKET ASSEMBLY - Pedestal cover attachment	1	
-19	41624-00		* BRACKET ASSEMBLY - Vacuum manifold	1	
-20	41097-04		* SHELF ASSEMBLY - Radio	1	31-5 to 31-7712103 inclusive
	41097-05		* SHELF ASSEMBLY - Radio	1	31-7812001 and up
-21	44277-03	J	* CONE ASSEMBLY - Fuselage nose	1	31-5 to 31-7401234 inclusive
	44277-04	J	* CONE ASSEMBLY - Fuselage nose	1	31-7401235 and up
-22	40887-24		* SKIN - Top left, Sta 215 to Sta 244	1	
	40887-25		* SKIN - Top right, Sta 215 to Sta 244	1	
-23	40887-17		* SKIN - Upper side, right	1	
-24	40785-00		* FIN - Dorsal, Sta 215 to Sta 244	1	
-25	40715-11		* CHANNEL ASSEMBLY - Window, Sta 215 to Sta 244	1	
-26	41081-00		* BULKHEAD ASSEMBLY - Fuselage, Sta 229	1	
-27	41372-00		* BULKHEAD ASSEMBLY - Fuselage, Sta 217 75	1	31-5 to 31-7912124 incl
	41372-03		* BULKHEAD ASSEMBLY - Fuselage, Sta 217 75	1	31-8012001 and up

When ordering, always specify Part Number, Description and Serial Number of Aircraft

PIPER PARTS CATALOG

Figure and Index Number	Part Number	Code	NOMENCLATURE	No. Req.	SERIAL NUMBERS AFFECTED
10-28	41404-00		* BULKHEAD ASSEMBLY - Fuselage, Sta 241 25	1	31-5 to 31-7912124 incl
	41404-03		* BULKHEAD ASSEMBLY - Fuselage, Sta 241 25	1	31-8012001 and up
-29	41002-00		* SUPPORT ASSEMBLY - Floorboard, outboard, Sta 111 5 to Sta 135, left	1	31-5 to 31-7912023 inclusive
	41002-04		* SUPPORT ASSEMBLY - Floorboard, outboard, Sta 111 5 to Sta 135, left	1	31-7912024 and up
	41002-01		* SUPPORT ASSEMBLY - Floorboard, outboard, Sta 111 5 to Sta 135, right	1	31-5 to 31-7912023 inclusive
	41002-05		* SUPPORT ASSEMBLY - Floorboard, outboard, Sta 111 5 to Sta 135, right	1	31-7912024 and up
-30	41006-00		* SUPPORT ASSEMBLY - Floorboard, Sta 81 to Sta 111 5	2	
-31	41022-00		* SUPPORT ASSEMBLY - Floorboard, inboard, Sta 215 to Sta 244, left	1	
	41201-00		* SUPPORT ASSEMBLY - Floorboard, inboard, Sta 215 to Sta 244, right	1	31-5 to 31-7612110 incl
	41201-04		* SUPPORT ASSEMBLY - Floorboard, inboard, Sta. 215 to Sta 244, right	1	31-7712001 and up
	41200-00		* SUPPORT ASSEMBLY - Floorboard, outboard, Sta 215 to Sta 244, left	1	
	41203-00		* SUPPORT ASSEMBLY - Floorboard, outboard, Sta 215 to Sta 244, right	1	
-32	41205-04		* SUPPORT - Floorboard, outboard, Sta 140 to Sta 215, left	1	
	41205-05		* SUPPORT - Floorboard, outboard, Sta 140 to Sta 215, right	1	
-33	41614-00		* SUPPORT - Floorboard, inboard, Sta 140 to Sta 215, left	1	
	41615-00		* SUPPORT - Floorboard, inboard, Sta 140 to Sta 215, right	1	
-34	41331-28		* STRINGER - Fuselage (6' length)	AR	
-35	41226-00		* BRACKET ASSEMBLY - Light and air vent, Sta 229	1	31-5 to 31-7612110 inclusive
	55245-05		* BRACKET ASSEMBLY - Light and air vent, Sta 229	1	31-7712001 and up
-36	454 069		* * CATCH - (A1663-022-1)	2	
-37	41946-00		* BRACKET - Radar indicator mounting, left	1	31-5 to 31-7401254 inclusive
	54168-00		* BRACKET - Radar indicator mounting, left	1	31-7401255 to 31-7512044 incl
	41946-01		* BRACKET - Radar indicator mounting, right	1	31-5 to 31-7401254 inclusive
	54168-01		* BRACKET - Radar indicator mounting, right	1	31-7401255 to 31-7512044 incl.
-38	41029-00		* PLATE - Fuselage reinforcement, Sta 100 to Sta 111 50, left	1	
	41029-01		* PLATE - Fuselage reinforcement, Sta 100 to Sta 111 50, right	1	
-39	41145-04		* PLATE - Tube support, left front	1	
	41145-05		* PLATE - Tube support, right front	1	
-40	41145-02		* PLATE - Tube support, left rear	1	
	41145-03		* PLATE - Tube support, right rear	1	
-41	41192-00		* GUSSET - Fuselage, Sta 215, right	1	
-42	40859-00		* ANGLE - Stringer splice	21	
-43	41030-00		* ANGLE - Fuselage reinforcement attachment, left	1	
	41030-01		* ANGLE - Fuselage reinforcement attachment, right	1	
-44	41032-00		* ANGLE - Fuselage reinforcement attachment, left	1	
	41032-01		* ANGLE - Fuselage reinforcement attachment, right	1	
-45	44379-00		* BRACKET - Baggage door lock plate	2	
-46	41076-00		* ANGLE - Bulkhead attachment, Sta 90 5, left	1	
	41076-01		* ANGLE - Bulkhead attachment, Sta 90 5, right	1	
-47	41117-00		* ANGLE - Attachment, Sta 100, left	1	
	41117-01		* ANGLE - Attachment, Sta 100, right	1	

When ordering, always specify Part Number, Description and Serial Number of Aircraft

PIPER PARTS CATALOG

Figure and Index Number	Part Number	Code	NOMENCLATURE	No. Req	SERIAL NUMBERS AFFECTED
10-48	43908-04		* PLATE ASSEMBLY - Glide slope amplifier support	1	31-5 to 31-255 inclusive
	43908-00		* PLATE ASSEMBLY - Glide slope amplifier support	1	31-256 and up
-49	41557-00		* ANGLE - Stringer reinforcement, left	1	
	41557-01		* ANGLE - Stringer reinforcement, right	1	
-50	41603-00		* ANGLE - Stringer splice	2	
-51	42401-02	M	* ANGLE - Curtain track support	1	
-52	41025-00	M	* BRACKET ASSEMBLY - Light mounting	1	31-5 to 31-7612110 inclusive
	55297-02	M	* BRACKET ASSEMBLY - Light mounting	1	31-7712001 and up
-52a	43573-00		* BRACKET - Emergency exit handle	1	
-53	41235-00		* SKIN - Fuselage, inner left	1	31-5 to 31-7612110 inclusive
	41235-02		* SKIN - Fuselage, inner left	1	31-7712001 to 31-7812033 incl
	41235-04		* SKIN - Fuselage, inner left	1	31-7812034 and up
	41236-02		* SKIN - Fuselage, inner right	1	31-5 to 31-7612110 inclusive
	41236-03		* SKIN - Fuselage, inner right	1	31-7712001 to 31-7812033 incl
	41236-05		* SKIN - Fuselage, inner right	1	31-7812034 and up
-54	40996-00		* PLATE ASSEMBLY - Fuselage reinforcement, Sta 135 to Sta 140, left	1	
	40996-01		* PLATE ASSEMBLY - Fuselage reinforcement, Sta 135 to Sta 140, right	1	
-55	42057-00		* ANGLE ASSEMBLY - Spar cover attachment, left front, right rear	2	31-5 to 31-8012045 incl
	42057-04		* ANGLE ASSEMBLY - Spar cover attachment, left front, right rear	2	31-8012046 and up
	42057-01		* ANGLE ASSEMBLY - Spar cover attachment, right front, left rear	2	
-56	40210-06		* FRAME ASSEMBLY - Forward baggage compartment door	1	
-57	40206-00		* BRACKET ASSEMBLY - Baggage compartment door hinge, rear	1	
	40206-01		* BRACKET ASSEMBLY - Baggage compartment door hinge, front	1	
-58	40203-00		* CLIP - Baggage door hinge reinforcement, front	1	
-59	40209-00		* ANGLE - Baggage door hinge reinforcement, front	1	
-60	40346-00		* ANGLE - Floorboard support	1	
-61	40347-00		* ANGLE ASSEMBLY - Floorboard attachment	1	
-62	40208-00		* BRACKET - Baggage compartment door lock plate, front	1	
-63	40345-00		* BRACKET - Baggage door lock plate support, rear	1	
-64	43089-00		* FRAME - Entrance door, front	1	
	43090-00	M	* FRAME - Entrance door, rear	1	
-65	40702-00		* CHANNEL ASSEMBLY - Door header	1	
-66	41189-00		* CHANNEL ASSEMBLY - Door sill support	1	
-67	41065-00		* HINGE - Lower entrance door	2	
-68	41420-02		* HINGE - Upper entrance door	2	
-69	43104-02		* BRACKET - Entrance door support, front	1	31-5 to 31-104 inclusive
	43586-02	L	* BRACKET - Entrance door support, front	1	31-105 to 31-734 inclusive
	43586-06		* BRACKET - Entrance door support, front	1	31-735 and up
	43104-03		* BRACKET - Entrance door support, rear	1	31-5 to 31-104 inclusive
	43586-03	L	* BRACKET - Entrance door support, rear	1	31-105 to 31-734 inclusive
	43586-07		* BRACKET - Entrance door support, rear	1	31-735 and up
-70	41188-03		* ANGLE - Inner door frame, front, 2 3/4"	1	
	41188-02		* ANGLE - Inner door frame, rear, 3 3/4"	1	
-71	41110-00		* GUSSET - Upper door frame	1	31-5 to 31-7912124 incl
	41110-04		* GUSSET ASSEMBLY - Upper door frame	1	31-8012001 and up

When ordering, always specify Part Number, Description and Serial Number of Aircraft

PIPER PARTS CATALOG

Figure and Index Number	Part Number	Code	NOMENCLATURE	No. Req.	SERIAL NUMBERS AFFECTED
10-72	41187-00		* GUSSET - Door frame, front	1	31-5 to 31-183 inclusive
-73	400 440		* BOLT - (AN3-6A)	8	
-74	416 785		* SCREW - (AN507-10R8)	8	
-75	42160-00		* REINFORCEMENT ASSEMBLY - Door support chain bracket	1	31-5 to 31-734 inclusive
	42160-06		* REINFORCEMENT ASSEMBLY - Door support chain bracket	1	31-735 and up
-76	43110-02		* PLATE - Door support trim, front	1	31-5 to 31-734 inclusive
	43110-04		* PLATE - Door support trim, front	1	31-735 to 31-7612110 incl
	43110-03		* PLATE - Door support trim, rear	1	31-5 to 31-7612110 inclusive
-77	42993-00		* ANGLE - Stringer splice	2	
-78	42546-00		* BRACKET - Baggage door, forward	1	
	42546-01		* BRACKET - Baggage door, forward	1	
-79	42547-00		* CLIP - Baggage door, forward	1	
	42547-01		* CLIP - Baggage door, rear	1	
-80	42531-00		* STOP - Baggage door latch	1	
-81	42533-00		* LATCH - Baggage door	1	
-82	42534-00		* ANGLE - Baggage door latch	1	
-83	42539-00		* SPRING - Baggage door latch	1	
-84	41413-46		* BUSHING - Baggage door latch	1	
-85	424 176		* PIN - (MS20392-2C15)	1	
	407 564		* WASHER - (AN960-10)	1	
	424 051		* COTTER PIN - (MS24665-132)	1	
-86	43165-02		* CHANNEL - Door frame reinforcement	1	
-87	43133-00		* BUSHING - Baggage door stop	2	
-88	401 270		* BOLT - (AN3-11A)	2	
	404 887		* NUT - (MS20365-1032C)	2	
-89	43182-00		* BRACKET ASSEMBLY - Altitude selector mounting	1	31-5 to 31-255 inclusive
	44000-00		* BRACKET - Altitude selector mounting	1	31-256 and up
-90	43150-00		* REINFORCEMENT ASSEMBLY - Door frame latch plate, front	1	31-5 to 31-104 inclusive
	54187-02		* REINFORCEMENT ASSEMBLY - Door frame latch plate, front	1	31-105 and up
	43151-00		* REINFORCEMENT ASSEMBLY - Door frame latch plate, rear	1	31-5 to 31-104 inclusive
	54186-02		* REINFORCEMENT ASSEMBLY - Door frame latch plate, rear	1	31-105 and up
-91	453 732		* BUSHING - (SB-375-4)	1	31-105 and up
-92	43610-00		* BRACKET - Panel support	1	
-93	43768-00	L	* PLATE - Door support reinforcement, Sta. 215	1	31-184 to 31-734 inclusive
	43768-02	M	* PLATE - Door support reinforcement, Sta 215	1	31-735 to 31-8212036 incl
-94	43769-00	L	* PLATE - Door support reinforcement, Sta 244	1	31-184 and up
-95	54663-02		* REINFORCEMENT - Door frame	1	31-7512030 and up
-96	54659-02		* RECEPTACLE - Door latch safety pin	1	31-7512030 and up
-97	17413-03		HANDLE - Pilot door assist	1	31-752 and up
-98	44646-00		REINFORCEMENT - Assist handle	1	31-752 and up
-99	44644-00		STEP ASSEMBLY - Pilot door	1	31-752 and up
-100	44645-00		BRACKET ASSEMBLY - Pilot door step	1	31-752 and up
-101	44817-00		COVER ASSEMBLY - Fuel cell access	1	31-752 to 31-867 inclusive
	44817-03		COVER ASSEMBLY - Fuel cell access	1	31-868 and up
-102	44816-00		COVER ASSEMBLY - Fuel cell access	1	31-752 to 31-867 inclusive
	44816-04		COVER ASSEMBLY - Fuel cell access	1	31-868 and up

When ordering, always specify Part Number, Description and Serial Number of Aircraft

PIPER PARTS CATALOG

Figure and Index Number	Part Number	Code	NOMENCLATURE	No Req.	SERIAL NUMBERS AFFECTED
10-103	401 266		BOLT - (AN3-5A)	6	31-752 and up
	407 564		WASHER - (AN960-10)	12	31-752 and up
	404 887		NUT - (MS20365-1032C)	6	31-752 and up
-104	401 307		BOLT - (AN4-4A)	2	31-752 and up
	407 044		WASHER - Lock (MS35338-44)	2	31-752 and up
-105	400 444		BOLT - (AN3-13A)	1	31-752 and up
	407 564		WASHER - (AN960-10)	2	31-752 and up
	404 887		NUT - (MS20365-1032C)	1	31-752 and up
-106	401 266		BOLT - (AN3-5A)	2	31-752 and up
	407 564		WASHER - (AN960-10)	2	31-752 and up
	404 887		NUT - (MS20365-1032C)	2	31-752 and up
-107	53658-02		BRACKET - Armrest attachment, left	1	31-7300924 and up
	53658-03		BRACKET - Armrest attachment, right	1	31-7300924 and up
-108	42466-00		PLATE - Inverter mounting	1	31-5 to 31-7712103 incl
	55770-02		PLATE ASSEMBLY - Gyro mounting	1	31-7812001 and up
-109	406 863		RIVNUT - (A8K-75)	4	
-110	486 685		RADOME BOOT - Fuselage (SJ8665-FP23)	1	31-8312001 and up
-111	74244-02		REINFORCEMENT ASSEMBLY - Snubber attachment	1	31-8312001 and up

When ordering, always specify Part Number, Description and Serial Number of Aircraft

PIPER PARTS CATALOG

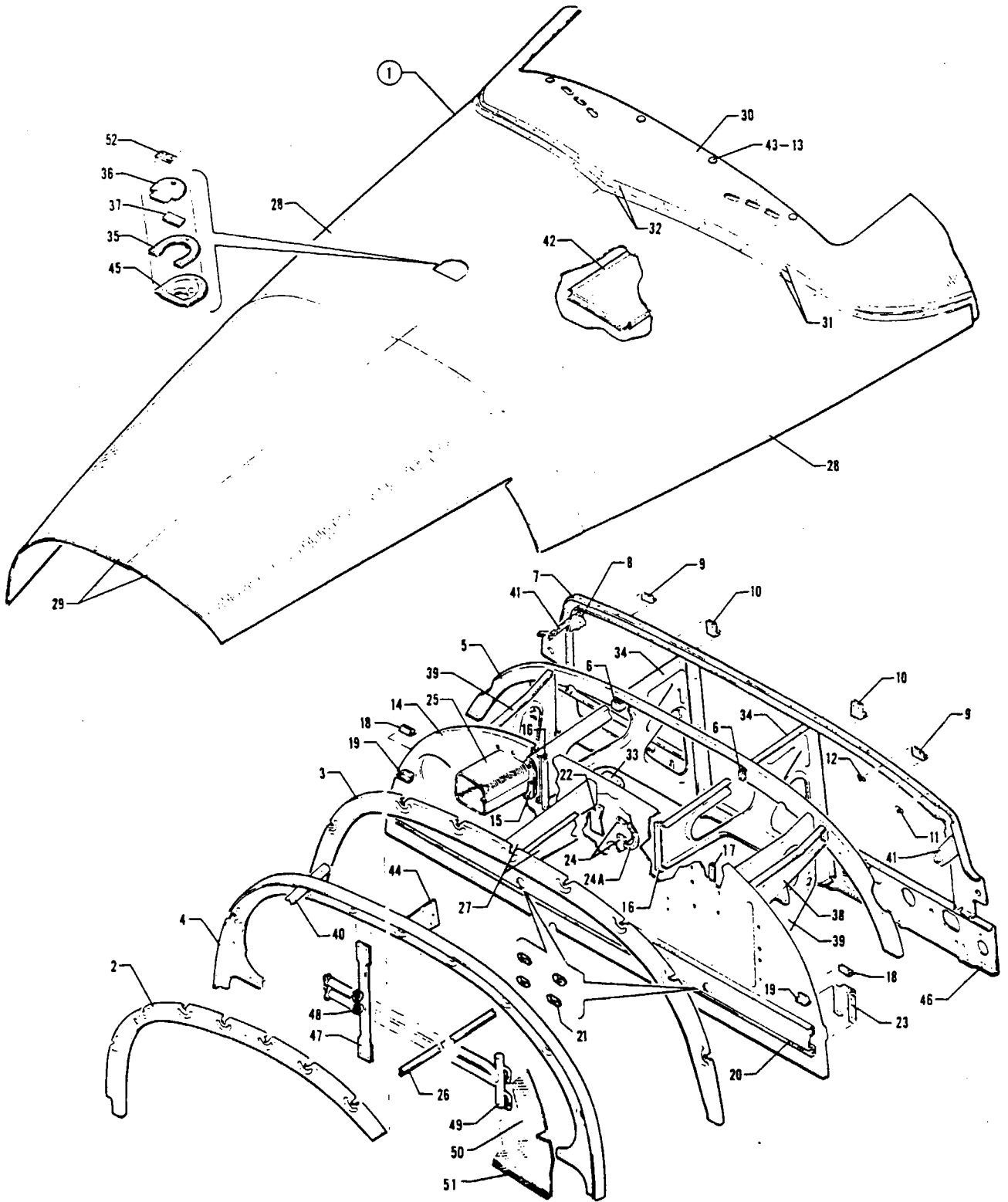


Figure 11 Fuselage Upper Forward Section Assembly

REVISED APRIL 1982

1D1

PA-31-300
PA-31-310
PA-31-325

PIPER PARTS CATALOG

CODE EXPLANATIONS FOR FIGURE 11

A - If Engine Hour Meter Assembly Part No 51006-00 has been installed on instrument panel, order part for serial numbers 31-7300940 to 31-7612110 inclusive

PIPER PARTS CATALOG

Figure and Index Number	Part Number	Code	NOMENCLATURE	No. Req.	SERIAL NUMBERS AFFECTED
11-1	41118-00		SECTION ASSEMBLY - Upper forward fuselage	1	31-5 to 31-7400989 inclusive, 31-7400991 to 31-7512005 incl
	41118-02		SECTION ASSEMBLY - Upper forward fuselage	1	31-7400990, 31-7512006 and up
-2	40769-08		* BULKHEAD - Fuselage, Sta. 42	1	
-3	40774-00		* BULKHEAD - Fuselage, upper, Sta 70	1	
-4	40867-00		* BULKHEAD ASSEMBLY - Fuselage, upper, Sta 59	1	
-5	41075-00		* BULKHEAD ASSEMBLY - Fuselage, upper, Sta 90,50	1	
-6	41073-00		* ANGLE - Radio support bracket	2	
-7	41170-03		* BULKHEAD ASSEMBLY - Instrument panel support	1	
-8	41168-00		* * BRACKET - Shock mount	2	31-5 to 31-7812070 incl
	49325-02		* * BRACKET - Shock mount, left	1	31-7812071 and up
	49325-03		* * BRACKET - Shock mount, right	1	31-7812071 and up
-9	41169-00		* * ANGLE ASSEMBLY - Eyebrow attachment, left	1	
	41169-01		* * ANGLE ASSEMBLY - Eyebrow attachment, right	1	
-10	41172-00		* * ANGLE ASSEMBLY - Eyebrow attachment	2	
-11	406 826		* * NUT - Anchor (NAS686A08K)	4	
-12	406 810		* * NUT - Anchor (NAS687A08K)	2	
-13	460 008		* EYELET - (BS-10412)	4	
-14	41267-00		* BULKHEAD ASSEMBLY - Fuselage, upper, Sta. 81	1	31-5 to 31-7400989 inclusive, 31-7400991 to 31-7512005 incl
	41267-04		* BULKHEAD ASSEMBLY - Fuselage, upper, Sta 81	1	31-7400990, 31-7512006 and up
-15	43506-04		* * PLATE - Reinforcement	1	
-16	40717-00		* * ANGLE - Radio support bracket	2	
-17	41272-00		* * ANGLE - Bulkhead reinforcement	1	
-18	41268-00		* * CLIP - Fuselage channel, left	1	
	41268-01		* * CLIP - Fuselage channel, right	1	
-19	40764-00		* * CLIP - Stringer, left	1	
	40764-01		* * CLIP - Stringer, right	1	
-20	41045-00		* * CHANNEL ASSEMBLY - Bulkhead reinforcement	1	
-21	406 824		* * * NUT - Anchor nut (NAS686A06K)	8	
-22	41336-00		* * BLOCK - Rub	1	31-5 to 31-7512022 incl.
-23	41568-00		* * BRACKET - Parking brake valve mounting	1	
-24	406 809		* * NUT - Anchor (NAS687A06K)	12	31-5 to 31-7512022 incl
	406 809		* * NUT - Anchor (NAS687A06K)	10	31-7512023 and up
-24a	54516-04		* * PLATE - Reinforcement	1	31-7512023 and up
-25	43569-00		* SHROUD ASSEMBLY - Fuselage harness	1	
-26	41331-28		* STRINGER - Fuselage, upper forward (6' length)	AR	
-27	41040-00		* CHANNEL - Fuselage, left	1	
	41040-01		* CHANNEL - Fuselage, right	1	
-28	40887-20		* SKIN - Fuselage, top left	1	
	40887-19		* SKIN - Fuselage, top right	1	
-29	40887-26		* SKIN - Fuselage, top left	1	
	40887-27		* SKIN - Fuselage, top right	1	
-30	41211-00		* SKIN - Fuselage, fiberglass	1	
-31	406 834		* * NUT - Anchor (NAS686A08)	28	
-32	406 820		* * NUT - Anchor (NAS687A08)	8	
-33	40908-00		* BRACKET - Windshield channel	1	
-34	40724-00		* BRACKET ASSEMBLY - Radio support, left	1	
	40724-01		* BRACKET ASSEMBLY - Radio support, right	1	
-35	43833-00		* PLATE ASSEMBLY - Hydraulic reservoir door reinforcement	1	31-300 and up
-36	42912-04		* PLATE ASSEMBLY - Access	1	31-300 to 31-799 inclusive
	42912-05		* PLATE ASSEMBLY - Access	1	31-800 and up
-37	43801-00		* * PLACARD - Hydraulic reservoir	1	31-300 to 31-799 inclusive
	48023-00		* * PLACARD - Hydraulic reservoir	1	31-800 and up
-38	42887-00		* BRACKET ASSEMBLY - Elevator pulley	1	
-39	42884-00		* BRACKET - Elevator forward control mounting, left	1	31-5 to 31-638 inclusive
	42884-02		* BRACKET - Elevator forward control mounting, left	1	31-639 and up
	42884-01		* BRACKET - Elevator forward control mounting, right	1	31-5 to 31-638 inclusive
	42884-03		* BRACKET - Elevator forward control mounting, right	1	31-639 to 31-7400989 incl , 31-7400991 to 31-7512005 incl

When ordering, always specify Part Number, Description and Serial Number of Aircraft

PIPER PARTS CATALOG

Figure and Index Number	Part Number	Code	NOMENCLATURE	No. Req.	SERIAL NUMBERS AFFECTED
11-39	54131-00		* BRACKET - Elevator forward control mounting, right	1	31-7400990, 31-7512006 and up
-40	41603-00		* ANGLE - Stringer splice	7	
-41	41670-00		* REINFORCEMENT - Shock mount attachment, left	1	
	41670-01		* REINFORCEMENT - Shock mount attachment, right	1	
-42	44109-02		* PLATE - Windshield wiper reinforcement	1	
-43	460 006		* SOCKET - (XB-10224)	4	
-44	43689-00		* PLATE ASSEMBLY - Diplexer mounting	1	
-45	43831-00		* PLATE ASSEMBLY - Hydraulic reservoir	1	31-300 and up
-46	41170-02		BULKHEAD ASSEMBLY - Instrument panel support, Sta 100 (collar and stop are components of this assembly)	1	31-5 to 31-511 inclusive
	41170-13	A	BULKHEAD ASSEMBLY - Instrument panel support, Sta 100 (collar and stop are components of this assembly)	1	31-512 to 31-798 inclusive
	41170-15	A	BULKHEAD ASSEMBLY - Instrument panel support, Sta 100 (collar and stop are components of this assembly)	1	31-799 to 31-7300939 incl
	41170-16		BULKHEAD ASSEMBLY - Instrument panel support, Sta 100 (collar and stop are components of this assembly)	1	31-7300940 to 31-7612110 incl
	41170-18		BULKHEAD ASSEMBLY - Instrument panel support, Sta 76 (collar and stop are components of this assembly)	1	31-7712001 to 31-7812070 incl
	41170-02		BULKHEAD ASSEMBLY - Instrument panel support, Sta 76 (collar and stop are components of this assembly)	1	31-7812071 to 31-7812129 incl
	41170-22		BULKHEAD ASSEMBLY - Instrument panel support, Sta 76 (collar and stop are components of this assembly)	1	31-7912001 and up
-47	42135-00		CHANNEL ASSEMBLY - Tow bar attachment	2	
-48	454 982		* CLIP - Tow bar (C4956-020-16)	2	
-49	30762-00		TOW BAR ASSEMBLY	1	
-50	43790-00		SCREEN ASSEMBLY - Forward baggage compartment	1	31-5 to 31-299 inclusive
	43790-04		SCREEN ASSEMBLY - Forward baggage compartment	1	31-300 and up
-51	149 111		* EXTRUSION - Nylon (40-101)	4	
-52	48022-00		DECAL - Brake reservoir	1	

When ordering, always specify Part Number, Description and Serial Number of Aircraft

PIPER PARTS CATALOG

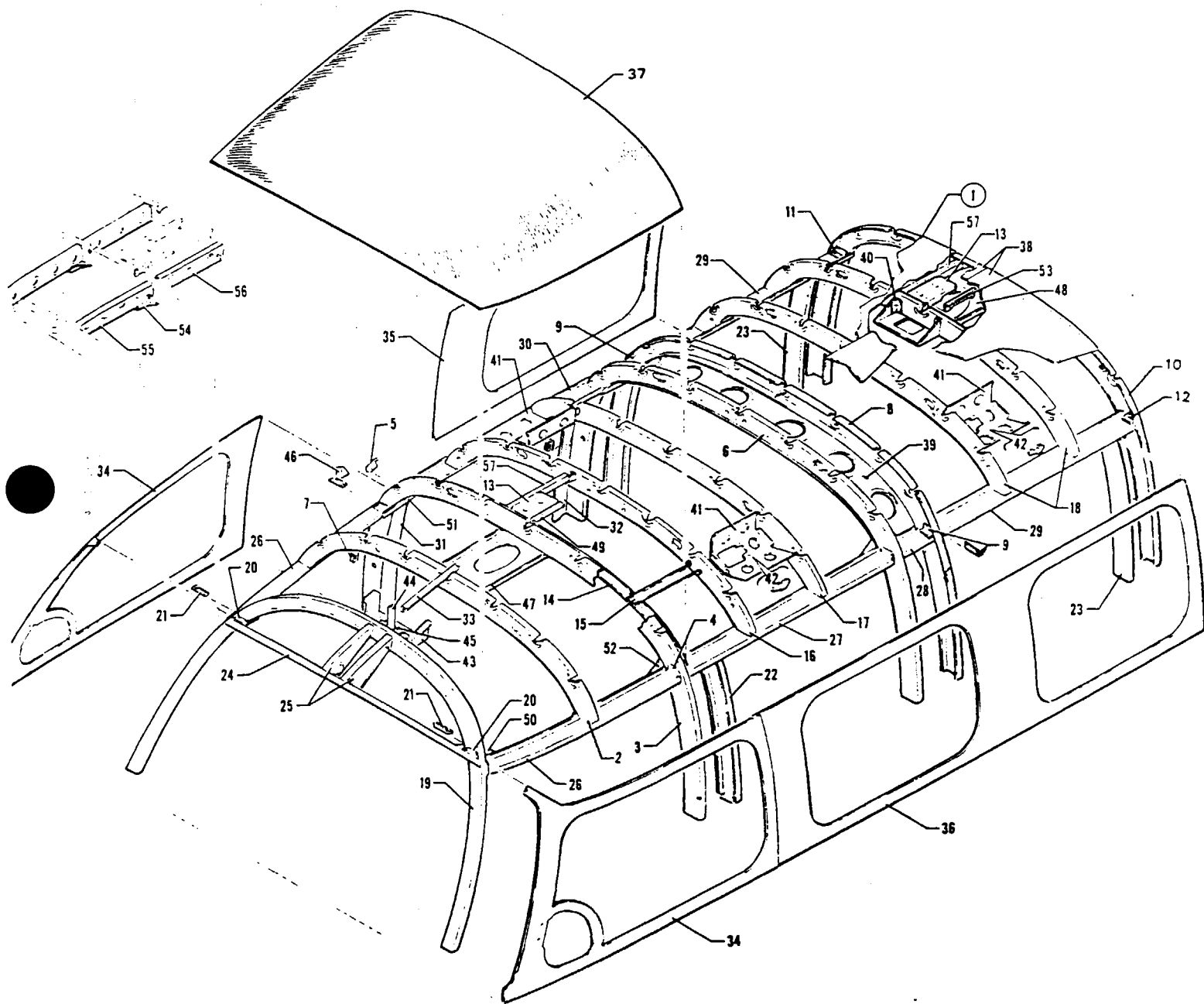


Figure 12. Fuselage Upper Cabin Section Assembly
(Serial Nos. 31-5 to 31-7612110 inclusive)

REVISED: JANUARY 1977

1D5

PA-31-300
PA-31-310
PA-31-325

PIPER PARTS CATALOG

CODE EXPLANATIONS FOR FIGURE 12

A - See Figure 13 if pilot door is installed.

PIPER PARTS CATALOG

Figure and Index Number	Part Number	Code	NOMENCLATURE	No. Req.	SERIAL NUMBERS AFFECTED
12-1	41210-00		SECTION ASSEMBLY - Fuselage, upper cabin	1	31-5 to 31-7612110 inclusive
-2	40798-02	A	* BULKHEAD ASSEMBLY - Fuselage, Sta. 126	1	
-3	40971-09		* BULKHEAD ASSEMBLY - Fuselage, top, Sta. 140	1	
-4	52775-00		* * ANGLE - Fuselage, rear	2	
	52775-01		* * ANGLE - Fuselage, front	2	
-5	40894-02		* BRACKET - Emergency exit cable pulley	1	
-6	40971-05		* BULKHEAD ASSEMBLY - Fuselage, top, Sta. 174	1	
-7	41047-00		* * BEARING - Emergency exit handle	1	
-8	41078-00		* BULKHEAD ASSEMBLY - Fuselage, top, Sta. 181	1	
-9	40738-00		* * ANGLE - Fuselage, rear	2	
	40738-01		* * ANGLE - Fuselage, front	2	
-10	41099-00		* BULKHEAD ASSEMBLY - Fuselage, top, Sta. 215	1	
-11	40738-00		* * ANGLE - Fuselage, right, front	1	
	40738-01		* * ANGLE - Fuselage, right, rear	1	
-12	40896-00		* * ANGLE - Attachment, left, front	1	
-13	31537-02		* PLATE - Antenna mounting, front	1	31-5 to 31-7612017 inclusive
	31537-03		* PLATE - Antenna mounting, rear	1	
-14	42401-00		* ANGLE - Curtain track support	1	31-5 to 31-7612025 inclusive
	54577-02		* ANGLE - Curtain track support, left	1	31-7612026 and up
	54577-04		* ANGLE - Curtain track support, center	1	31-7612026 and up
	54577-03		* ANGLE - Curtain track support, right	1	31-7612026 and up
-15	42324-00		* CHANNEL ASSEMBLY - Panel support	2	
-16	41104-05		* BULKHEAD ASSEMBLY - Fuselage, top, Sta. 151.3	1	
-17	41104-06		* BULKHEAD ASSEMBLY - Fuselage, top, Sta. 162.6	1	
-18	41104-07		* BULKHEAD ASSEMBLY - Fuselage, top, Sta. 191.7 and 203	2	
-19	41173-00		* BULKHEAD ASSEMBLY - Fuselage, canted, Sta. 100 to Sta. 115	1	
-20	41115-00		* * ANGLE - Attachment	2	
-21	41116-00		* * ANGLE - Attachment, left	1	
	41116-01		* * ANGLE - Attachment, right	1	
-22	40897-00		* BULKHEAD ASSEMBLY - Fuselage, Sta. 145.5, left	1	
-23	40900-00		* BULKHEAD ASSEMBLY - Fuselage, Sta. 209.5, left	1	
	40900-01		* BULKHEAD - Fuselage, Sta. 209.5, right	1	
-24	42367-00		* BULKHEAD - Windshield, upper support	1	
-25	40899-00		* BULKHEAD - Windshield channel attachment, left	1	
	40899-01		* BULKHEAD - Windshield channel attachment, right	1	
-26	40715-06	A	* CHANNEL - Window, upper left	1	
	40715-07		* CHANNEL - Window, upper right	1	
-27	40715-10		* CHANNEL - Window, upper left	1	31-5 to 31-7612025 inclusive
	54348-02		* CHANNEL - Window, upper left	1	31-7612026 and up
-28	40715-14		* CHANNEL - Window, upper left	1	
	40715-15		* CHANNEL - Window, upper right	1	
-29	40715-18		* CHANNEL - Window, upper left	1	
	40715-19		* CHANNEL - Window, upper right	1	
-30	40715-23		* CHANNEL - Window, upper right	1	
-31	41207-00		* CHANNEL - Window, Sta. 143	1	
-32	41208-00		* CHANNEL - Window, Sta. 173.37	1	
-33	41331-28		* STRINGER - Fuselage, upper cabin (6' length)	AR	
-34	40887-14	A	* SKIN - Upper side, left	1	
	40887-03		* SKIN - Upper side, right	1	
-35	40887-05		* SKIN - Upper side, right	1	
-36	40887-16		* SKIN - Upper side, right	1	
-37	40887-21	A	* SKIN - Top	1	
-38	40887-22		* SKIN - Top left	1	
	40887-23		* SKIN - Top right	1	
-39	41234-00		* SKIN - Fuselage, inner top	1	
-40	42197-00		* ANGLE - Bracket reinforcement	2	

When ordering, always specify Part Number, Description and Serial Number of Aircraft

PIPER PARTS CATALOG

Figure and Index Number	Part Number	Code	NOMENCLATURE	No Req	SERIAL NUMBERS AFFECTED
12-41	41174-00		* BRACKET ASSEMBLY - Light and air vent, Sta 's 162 6 and 171 7, left	2	
	41174-01		* BRACKET ASSEMBLY - Light and air vent, Sta 's 162 6 and 171 7, right	2	
-42	454 069		* * CATCH - (A1663-022-1)	2	
-43	41191-00		* BRACKET ASSEMBLY - Light and air vent, Sta 115 3	1	
-44	41237-00		* * CLIP - Air vent mounting	1	
-45	454 069		* * CATCH - (A1663-022-1)	2	
-46	40894-03		* BRACKET - Emergency exit cable pulley, right	1	
-47	41181-00		* BRACKET - Speaker and light support	1	31-5 to 31-7512064 inclusive
	41181-03		* BRACKET - Speaker and light support	1	31-7512065 and up
-48	42184-00		* BRACKET - Rear speaker and light	1	
-49	40859-00		* ANGLE - Stringer splice	7	
-50	40752-00	A	* GUSSET - Bulkhead	2	
-51	41183-00		* GUSSET - Sta 140, right	1	31-5 to 31-7300959 inclusive
	53729-00		* GUSSET - Sta 140, right	1	31-7300960 and up
-52	41192-00	A	* GUSSET - Fuselage, left	1	31-5 to 31-7300959 inclusive
	53728-00	A	* GUSSET - Fuselage, left	1	31-7300960 to 31-7612025 incl
	53923-02	A	* GUSSET - Fuselage, left	1	31-7612026 and up
-53	44991-02		* REINFORCEMENT - Stringer	1	
-54	53736-00		* REINFORCEMENT - Cargo barrier	2	31-7300960 to 31-7612025 incl
	54346-02		* GUSSET - Fuselage	2	31-7612026 and up
-55	53721-00		* CHANNEL - Cargo barrier reinforcement, left	1	31-7300960 and up
	53721-01		* CHANNEL - Cargo barrier reinforcement, right	1	31-7300960 and up
-56	53724-00		* CHANNEL - Cargo barrier reinforcement, left	1	31-7300960 and up
	53724-01		* CHANNEL - Cargo barrier reinforcement, right	1	31-7300960 and up
-57	43594-02		* ANGLE ASSEMBLY - Antenna mounting plate, front	1	31-5 to 31-7612017 inclusive
	43594-03		* ANGLE ASSEMBLY - Antenna mounting plate, rear	1	

When ordering, always specify Part Number, Description and Serial Number of Aircraft

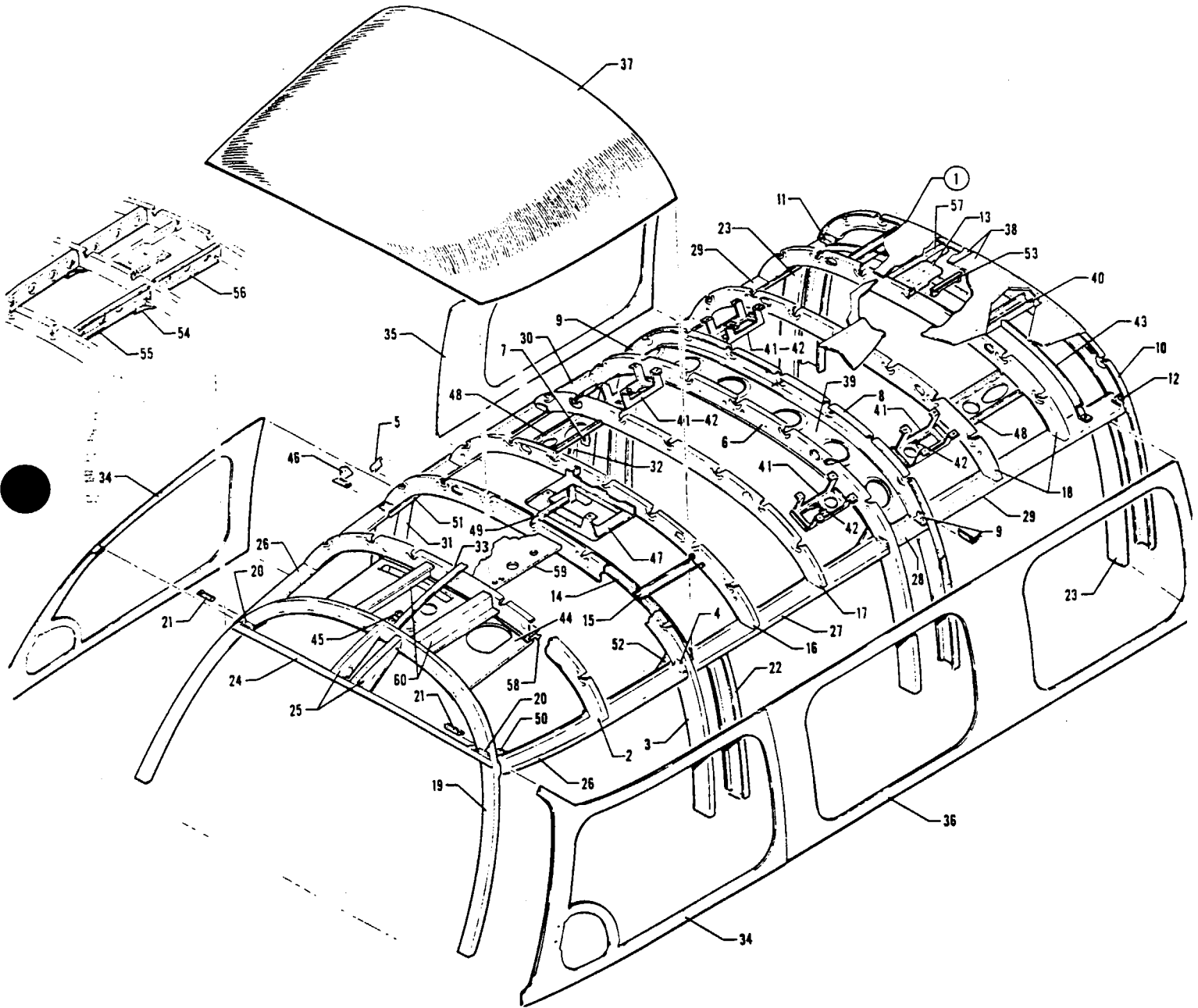


Figure 12A Fuselage Upper Cabin Section
(Serial Nos 31-7712001 and up)

PIPER PARTS CATALOG

CODE EXPLANATIONS FOR FIGURE 12A

A - See Figure 13 if pilot door is installed.

PIPER PARTS CATALOG

Figure and Index Number	Part Number	Code	NOMENCLATURE	No. Req.	SERIAL NUMBERS AFFECTED
12A-1	41210-02		SECTION ASSEMBLY - Fuselage, upper cabin	1	31-7712001 and up
-2	40798-02	A	* BULKHEAD ASSEMBLY - Fuselage, Sta. 126	1	
-3	40971-09		* BULKHEAD ASSEMBLY - Fuselage, top, Sta. 140	1	31-7712001 to 31-7912124 incl
	40971-11		* BULKHEAD ASSEMBLY - Fuselage, top, Sta. 140	1	31-8012001 and up
-4	52775-00		* * ANGLE - Fuselage, rear	2	
	52775-01		* * ANGLE - Fuselage, front	2	
-5	40894-02		* BRACKET - Emergency exit cable pulley	1	
-6	40971-05		* BULKHEAD ASSEMBLY - Fuselage, top, Sta. 174	1	31-7712001 to 31-7912124 incl
	40971-10		* BULKHEAD ASSEMBLY - Fuselage, top, Sta. 174	1	31-8012001 and up
-7	41047-00		* * BEARING - Emergency exit handle	1	
-8	41078-00		* BULKHEAD ASSEMBLY - Fuselage, top, Sta. 181	1	31-7712001 to 31-7912124 incl
	41078-03		* BULKHEAD ASSEMBLY - Fuselage, top, Sta. 181	1	31-8012001 and up
-9	40738-00		* * ANGLE - Fuselage, rear	2	
	40738-01		* * ANGLE - Fuselage, front	2	
-10	41099-00		* BULKHEAD ASSEMBLY - Fuselage, top, Sta. 215	1	
-11	40738-00		* * ANGLE - Fuselage, right, front	1	
	40738-01		* * ANGLE - Fuselage, right, rear	1	
-12	40896-00		* * ANGLE - Attachment, left, front	1	
-13	31537-03		* PLATE - Antenna mounting, rear	1	31-7712001 to 31-8012049 incl
	71635-03		* PLATE - Antenna mounting, rear	1	31-8012050 and up
-14	54577-02		* ANGLE - Curtain track support, left	1	
	54577-04		* ANGLE - Curtain track support, center	1	
	54577-03		* ANGLE - Curtain track support, right	1	
-15	42324-00		* CHANNEL ASSEMBLY - Panel support	2	
-16	41104-05		* BULKHEAD ASSEMBLY - Fuselage, top, Sta. 151.3	1	
-17	41104-06		* BULKHEAD ASSEMBLY - Fuselage, top, Sta. 162.6	1	
-18	41104-07		* BULKHEAD ASSEMBLY - Fuselage, top, Sta. 191.7 and Sta. 203	2	
-19	41173-00		* BULKHEAD ASSEMBLY - Fuselage, canted, Sta. 100 to Sta. 115	1	
-20	41115-00		* * ANGLE - Attachment	2	
-21	41116-00		* * ANGLE - Attachment, left	1	
	41116-01		* * ANGLE - Attachment, right	1	
-22	40897-00		* BULKHEAD ASSEMBLY - Fuselage, Sta. 145.5, left	1	31-7712001 to 31-7912124 incl
	40897-03		* BULKHEAD ASSEMBLY - Fuselage, Sta. 145.5, left	1	31-8012001 and up
-23	40900-00		* BULKHEAD ASSEMBLY - Fuselage, Sta. 209.5, left	1	31-7712001 to 31-7912124 incl
	40900-04		* BULKHEAD ASSEMBLY - Fuselage, Sta. 209.5, left	1	31-8012001 and up
	40900-01		* BULKHEAD ASSEMBLY - Fuselage, Sta. 209.5, right	1	31-7712001 to 31-7912124 incl
	40900-05		* BULKHEAD ASSEMBLY - Fuselage, Sta. 209.5, right	1	31-8012001 and up
-24	42367-00		* BULKHEAD - Windshield, upper support	1	
-25	40899-00		* BULKHEAD - Windshield channel attachment, left	1	
	40899-01		* BULKHEAD - Windshield channel attachment, right	1	
-26	40715-06	A	* CHANNEL - Window, upper left	1	
	40715-07		* CHANNEL - Window, upper right	1	
-27	54348-02		* CHANNEL - Window, upper left	1	
-28	40715-14		* CHANNEL - Window, upper left	1	
	40715-15		* CHANNEL - Window, upper right	1	
-29	40715-50		* CHANNEL ASSEMBLY - Window, upper left	1	
	40715-19		* CHANNEL ASSEMBLY - Window, upper right	1	
-30	40715-23		* CHANNEL - Window, upper right	1	
-31	41207-00		* CHANNEL - Window, Sta. 143	1	
-32	41208-00		* CHANNEL - Window, Sta. 173.37	1	
-33	41331-28		* STRINGER - Fuselage, upper cabin (6' length)	AR	
-34	40887-14	A	* SKIN - Upper side, left	1	
	40887-03		* SKIN - Upper side, right	1	

When ordering, always specify Part Number, Description and Serial Number of Aircraft

PIPER PARTS CATALOG

Figure and Index Number	Part Number	Code	NOMENCLATURE	No. Req.	SERIAL NUMBERS AFFECTED
12A-35	40887-05		* SKIN - Upper side, right	1	
-36	40887-16		* SKIN - Upper side, right	1	
-37	40887-21	A	* SKIN - Top	1	
-38	40887-22		* SKIN - Top left	1	
	40887-23		* SKIN - Top right	1	
-39	41234-00		* SKIN - Fuselage, inner top	1	
-40	52713-00		* CHANNEL - Support	2	
-41	55245-05		* BRACKET ASSEMBLY - Light and air vent	4	
-42	454 069		* * CATCH - (A1663-022-1)	2	
-43	53812-03		* ANGLE ASSEMBLY - Curtain track support	1	
-44	55253-02		* BRACKET ASSEMBLY - Speaker	1	31-7712001 to 31-7812129 incl
-45	454 069		* * CATCH - (A-1663-022-1)	2	31-7712001 to 31-7812129 incl
-46	40894-03		* BRACKET - Emergency exit cable pulley, right	1	
-47	55260-02		* BRACKET ASSEMBLY - No smoking sign	1	
-48	55365-02		* BRACKET - Overhead speaker	2	31-7712001 to 31-8012102 incl
	71673-02		* BRACKET - Overhead speaker	2	31-8112001 and up
-49	40859-00		* ANGLE - Stringer splice	7	
-50	40752-00	A	* GUSSET - Bulkhead	2	
-51	53729-00		* GUSSET - Sta 140, right	1	
-52	53923-02	A	* GUSSET - Fuselage, left	1	
-53	44991-02		* REINFORCEMENT - Stringer	1	
-54	54346-02		* GUSSET - Fuselage	2	
-55	53721-00		* CHANNEL - Cargo barrier reinforcement, left	1	
	53721-01		* CHANNEL - Cargo barrier reinforcement, right	1	
-56	53724-00		* CHANNEL - Cargo barrier reinforcement, left	1	
	53724-01		* CHANNEL - Cargo barrier reinforcement, right	1	
-57	43594-03		* ANGLE ASSEMBLY - Antenna mounting plate, rear	1	
-58	54467-02		* BRACKET ASSEMBLY - Light mounting	1	
-59	49734-02		* BRACKET ASSEMBLY - Overhead	1	31-7912001 and up
-60	54820-02		* BRACKET - Speaker, left	1	31-7912001 and up
	54820-03		* BRACKET - Speaker, right	1	31-7912001 and up

When ordering, always specify Part Number, Description and Serial Number of Aircraft

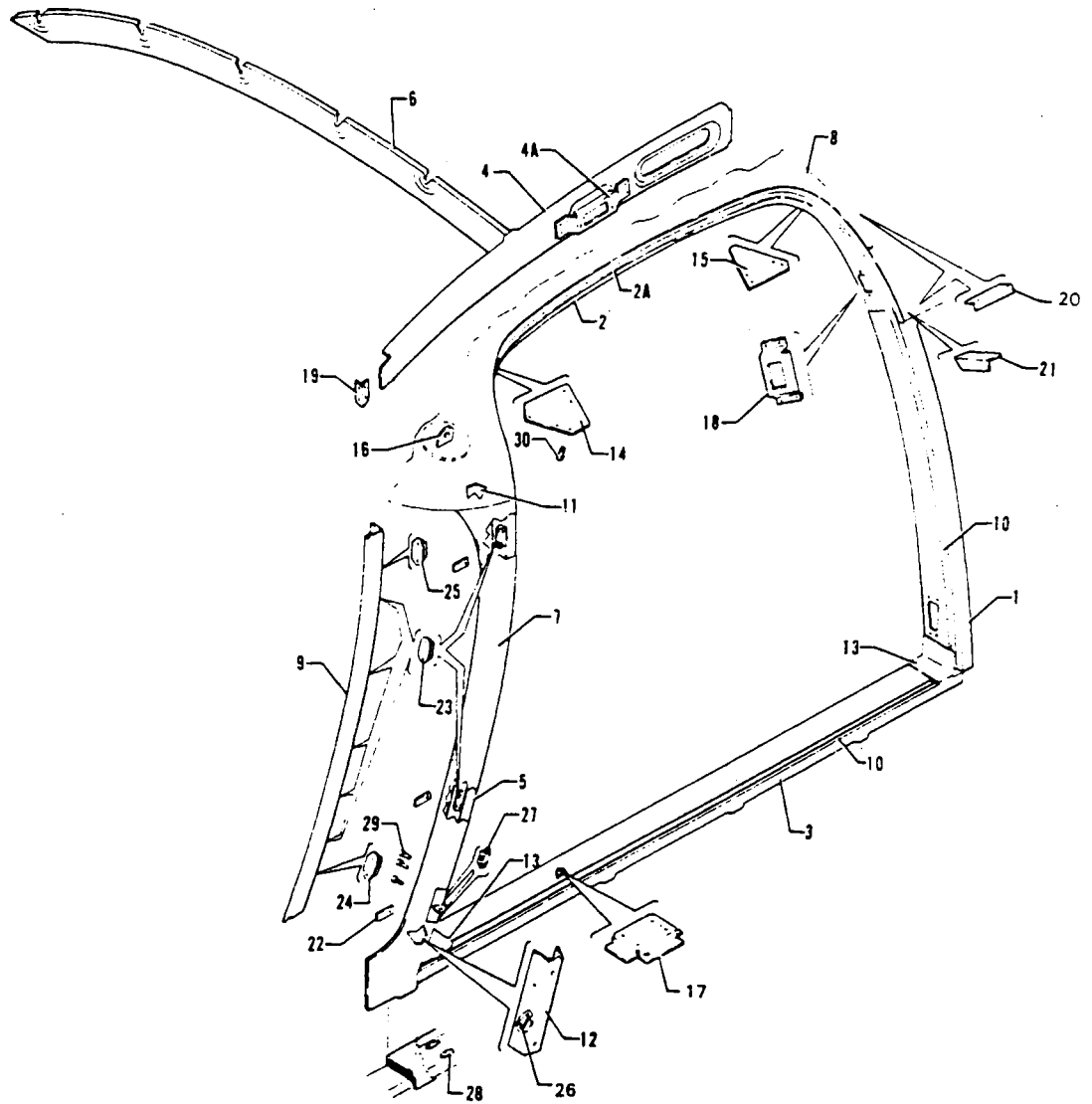


Figure 13 Pilot Door Fuselage Frame Installation

PIPER PARTS CATALOG

CODE EXPLANATIONS FOR FIGURE 13

PIPER PARTS CATALOG

Figure and Index Number	Part Number	Code	NOMENCLATURE	No. Req.	SERIAL NUMBERS AFFECTED
13-	44743		DRAWING - Pilot Door Frame Installation		
-1	44666-00		FRAME ASSEMBLY - Pilot door, Sta 140	1	
-2	44743-08		CHANNEL ASSEMBLY - Pilot door, Sta 126	1	
-2a	44743-04		* STRIKER - Pilot door frame, top	1	
-3	44687-00		CHANNEL ASSEMBLY - Pilot door frame, lower	1	31-752 to 31-7512024 incl
	44687-04		CHANNEL ASSEMBLY - Pilot door frame, lower	1	31-7512025 and up
-4	53657-00		CHANNEL ASSEMBLY - Fuselage, pilot door	1	
-4a	44667-00		* BRACKET ASSEMBLY - Latch support, top	1	
-5	44743-02		CHANNEL - Pilot door frame	1	
-6	44558-00		BULKHEAD - Fuselage, Sta 126	1	
-7	44743-11		SKIN - Windshield retainer	1	
-8	44743-09		SKIN - Top	1	
-9	44743-10		RETAINER - Windshield	1	
-10	44743-03		STRIKER - Pilot door frame, forward	1	
	44743-14		STRIKER - Pilot door frame, bottom	1	
-11	44743-07		REINFORCEMENT - Hinge bracket, upper	1	
-12	44589-00		REINFORCEMENT - Hinge bracket, lower	1	
-13	44575-00		GUSSET - Door frame, lower front	1	31-752 to 31-7512024 incl
	54376-02		GUSSET - Door frame, lower front	1	31-7512025 and up
	44588-00		GUSSET - Door frame, lower rear	1	31-752 to 31-7512024 incl
	54375-02		GUSSET - Door frame, lower rear	1	31-7512025 and up
-14	44604-00		GUSSET - Bulkhead	1	31-5 to 31-7401249 inclusive
	54188-02		GUSSET - Bulkhead	1	31-7401250 and up
-15	52175-00		GUSSET - Door frame channel, upper	1	31-5 to 31-7612025 inclusive
	53924-02		GUSSET - Door frame channel, upper	1	31-7612026 and up
-16	44572-00		BRACKET ASSEMBLY - Pilot door hinge, upper	1	
	44573-00		BRACKET ASSEMBLY - Pilot door hinge, lower	1	
-17	44600-00		BRACKET ASSEMBLY - Pilot door support, lower	1	
-18	44670-00		BRACKET ASSEMBLY - Latch support, rear	1	
-19	44696-00		ANGLE - Canted bulkhead	1	
-20	44791-00		ANGLE - Stringer	2	
-21	40738-00		ANGLE - Bulkhead, Sta 140	1	
-22	43519-00		CLIP - Fuselage harness attachment	3	
-23	406 823		NUT - Anchor (NAS686A06K)	7	
-24	406 819		NUT - Anchor (NAS687A06)	2	
-25	406 809		NUT - Anchor (NAS687A06K)	1	
-26	406 820		NUT - Anchor (NAS687A08)	2	
-27	406 647		NUT - Anchor (NAS1068A08)	2	
-28	406 825		NUT - Anchor (NAS686A3K)	2	
-29	406 845		RIVNUT - (A6K-2F-75)	3	
-30	406 885		RIVNUT - (A10K-3F-75)	1	

When ordering, always specify Part Number, Description and Serial Number of Aircraft

PIPER PARTS CATALOG

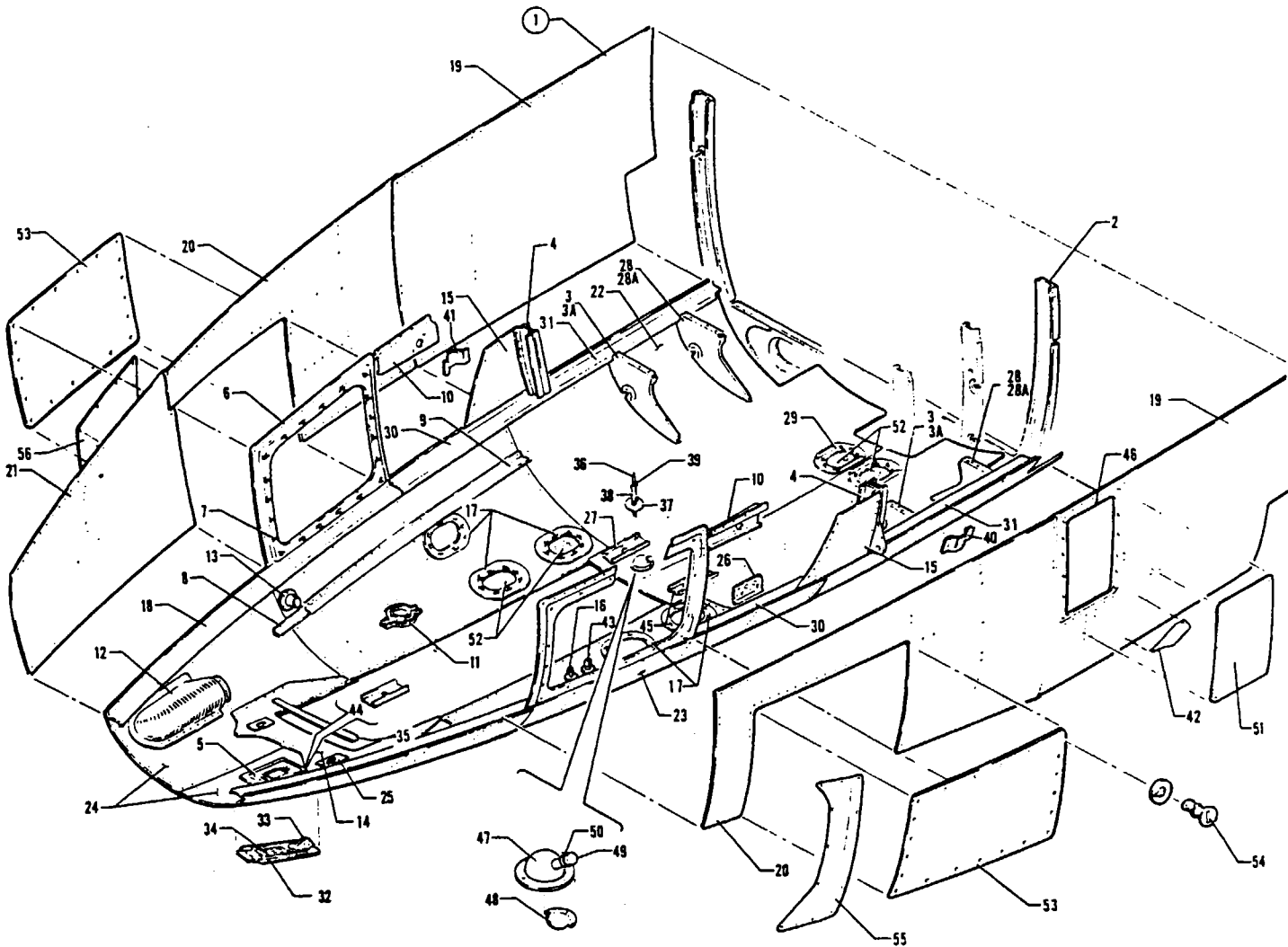


Figure 14 Fuselage Lower Forward Section Assembly

PIPER PARTS CATALOG

CODE EXPLANATIONS FOR FIGURE 14

- A - See Figure 15 for component parts
- B - Used on serial numbers 31-46 31-86, 31-109, 31-126, 31-239 and up
- C - Used if forward mounted oxygen bottle is installed
- D - Used if aft mounted oxygen bottle is installed

PIPER PARTS CATALOG

Figure and Index Number	Part Number	Code	NOMENCLATURE	No. Req	SERIAL NUMBERS AFFECTED
14-1	41740-00		SECTION ASSEMBLY - Lower forward fuselage	1	31-5 to 31-7512016 incl
	41740-02		SECTION ASSEMBLY - Lower forward fuselage	1	31-7512017 to 31-7812129 incl
	41740-03	C	SECTION ASSEMBLY - Lower forward fuselage	1	31-7912001 and up
	41740-04	D	SECTION ASSEMBLY - Lower forward fuselage	1	31-7912090 and up
-2	41326-00	A	* FRAME ASSEMBLY - Lower forward fuselage	1	31-5 to 31-7400985 inclusive
	41326-04	A	* FRAME ASSEMBLY - Lower forward fuselage	1	31-7401201 to 31-7401221 incl 31-7400986 to 31-7401200. 31-7401222 and up
-3	41008-04		* BULKHEAD ASSEMBLY - Seat tracks support, outboard, Sta 117 5, left	1	
	41008-05		* BULKHEAD ASSEMBLY - Seat tracks support, outboard, Sta 117 5, right	1	
-3a	406 825		* * NUT - Anchor, seat track (NAS686A3K)	1	
-4	52694-00		* BULKHEAD ASSEMBLY - Front spar attachment, lower forward fuselage, left	1	
	52694-01		* BULKHEAD ASSEMBLY - Front spar attachment, lower forward fuselage, right	1	
-5	42512-00		* DOOR FRAME ASSEMBLY - Power receptacle, lower forward fuselage bottom	1	
-6	41212-06		* FRAME ASSEMBLY - Forward access, lower fuselage Sta 60 to Sta 81, left	1	31-5 to 31-293 inclusive
	43899-04		* FRAME ASSEMBLY - Forward access, lower fuselage Sta 60 to Sta 81, left	1	31-294 and up
	41212-07		* FRAME ASSEMBLY - Forward access, lower fuselage Sta 60 to Sta 81, right	1	31-5 to 31-293 inclusive
	43899-05		* FRAME ASSEMBLY - Forward access, lower fuselage Sta 60 to Sta 81, right	1	31-294 and up
-7	484 322		* * RECEPTACLE - (82-35-302-15) Forward access frame	20	31-5 to 31-293 inclusive
	484 293		* * RECEPTACLE - (214-16D) Forward access frame	17	31-294 and up
-8	41603-00		* ANGLE - Stringer splice, lower forward fuselage	3	
-9	41331-28		* STRINGER - Lower forward fuselage (6' length)	AR	
-10	41269-00		* BRACKET ASSEMBLY - Torque tube, lower forward fuselage, Sta 87 25, left	1	
	41269-01		* BRACKET ASSEMBLY - Torque tube, lower forward fuselage, Sta 87 25, right	1	
-11	41726-00		* BRACKET - Heater exhaust tube, lower forward fuselage, Sta 73 7	1	
-12	41486-00	C	* SCOOP ASSEMBLY - Heater air, lower forward fuselage	1	
	71099-02	D	* SCOOP ASSEMBLY - Heater air, lower forward fuselage	1	31-7912090 and up
-13	40660-04	C	* TUBE ASSEMBLY - Take-off, lower forward fuselage, Sta 61	1	
	71116-02	D	* BOX ASSEMBLY - Air inlet, lower forward fuselage, Sta 61	1	31-7912090 and up
-14	41278-00		* GUSSET - Fuselage, lower forward section, Sta 19 5 to Sta 60	1	
-15	40765-00		* GUSSET - Fuselage front spar fitting, Sta 100	2	
-16	17758-08		* TUBE ASSEMBLY - Battery box ventilating, lower forward fuselage	1	

When ordering always specify Part Number, Description and Serial Number of Aircraft

PIPER PARTS CATALOG

Figure and Index Number	Part Number	Code	NOMENCLATURE	No. Req.	SERIAL NUMBERS AFFECTED
14-17	20372-03		* PLATE ASSEMBLY - Access hole reinforcement, lower forward fuselage	5	
-18	40868-16		* CHANNEL ASSEMBLY - Floorboard support, lower forward fuselage, Sta 26 to Sta 135, left	1	
	40868-15		* CHANNEL ASSEMBLY - Floorboard support, lower forward fuselage, Sta 26 to Sta 135, right	1	
-19	40887-02		* SKIN - Lower forward fuselage, side, left	1	31-5 to 31-7512016 inclusive
	40887-36		* SKIN - Lower forward fuselage, side, left	1	31-7512017 and up
	40887-13		* SKIN - Lower forward fuselage, side, right	1	
-20	40887-12		* SKIN - Lower forward fuselage, side, left	1	
	40887-33		* SKIN - Lower forward fuselage, side, right	1	
-21	40887-28		* SKIN - Lower forward fuselage, side, right	1	
-22	40887-32		* SKIN - Lower forward fuselage, bottom, left	1	
	40887-31		* SKIN - Lower forward fuselage, bottom, right	1	
-23	40887-30		* SKIN - Lower forward fuselage, bottom, left	1	
	40887-38		* SKIN - Lower forward fuselage, bottom, right	1	
-24	40887-06		* SKIN - Lower forward fuselage, side, left	1	
	40887-07		* SKIN - Lower forward fuselage, side, right	1	
-25	41466-00		* MAST ASSEMBLY - Pitot tube	1	
-26	41585-00		* BRACKET - Line support	1	
-27	42327-00		* BRACKET - Antenna mounting	1	31-5 to 31-632 inclusive
	43599-00		* BRACKET - Antenna mounting	1	31-633 to 31-8112013 incl
	71948-02		* BRACKET - Antenna mounting	1	31-8112014 and up
-28	41008-00		* BULKHEAD ASSEMBLY - Seat tracks support, outboard, Sta 128 6, left	1	
	41008-01		* BULKHEAD ASSEMBLY - Seat tracks support, outboard, Sta 128 6, right	1	
-28a	406 825		* * NUT - Anchor, seat track (NAS686A3K)	1	
-29	41427-00		* PLATE ASSEMBLY - Access hole reinforcement	2	
-30	40868-12		* CHANNEL - Floorboard support, Sta 81 to Sta 111, left	1	
	40868-11		* CHANNEL - Floorboard support, Sta 81 to Sta 111, right	1	
-31	40868-14		* CHANNEL - Floorboard support, Sta 111 to Sta. 135, left	1	
	40868-13		* CHANNEL - Floorboard support, Sta 111 to Sta 135, right	1	
-32	42513-00		* DOOR ASSEMBLY - Power receptacle	1	
-33	472 017		* * LATCH - Push button (KM610-32)	1	
-34	43809-00	B	* * PLACARD - Starting procedure, external power	1	
-35	41841-00		* PLATE - Gear door stop	1	
-36	42150-00		* PLUG - Radio cooling tube	1	31-5 to 31-7512016 inclusive
-37	42543-00		* TUBE ASSEMBLY - Takeoff, radio cooling	1	31-5 to 31-7512016 inclusive
-38	82371-23		* HOSE - Radio cooling	1	31-5 to 31-7512016 inclusive
-39	454 987		* CLAMP - (SAE 12, Type "E")	2	31-5 to 31-7512016 inclusive
-40	42639-00		* BRACKET - Support, Sta 111 50, left	1	
-41	42647-00		* BRACKET - Support, Sta 111.50, right	1	
-42	43647-02		* ANGLE - Wing fillet bulkhead, left, Sta 111 50	1	31-137 to 31-8012049 inclusive
	43647-08		* ANGLE - Wing fillet bulkhead, left, Sta 111 50	1	31-8012050 and up
	43647-03		* ANGLE - Wing fillet bulkhead, right, Sta 111 50	1	31-137 to 31-8012049 inclusive
	43647-09		* ANGLE - Wing fillet bulkhead, right, Sta 111 50	1	31-8012050 and up
-43	44107-00		* TUBE ASSEMBLY - Powerpak vent	1	31-300 and up
-44	43599-00		* BRACKET - Antenna mounting	1	31-614 and up
-45	42327-00		* BRACKET - Antenna mounting	1	31-5 to 31-613 inclusive

When ordering, always specify Part Number, Description and Serial Number of Aircraft

PIPER PARTS CATALOG

Figure and Index Number	Part Number	Code	Nomenclature	No. Req.	Serial Numbers Affected
14-46	54305-02		* FRAME ASSEMBLY - Circuit breaker access	1	31-7512017 and up
	54305-04		* * GASKET - Circuit breaker access	1	31-7512017 and up
-47	54490-02		* BOX ASSEMBLY - Ventilator	1	31-7512017 and up
-48	22482-00		* SCOOP - Air	1	31-7512017 and up
-49	554 345		* CAP - Ventilator box (218S)	1	31-7512017 and up
-50	554 676		* CLAMP - (SAE TY E-9)	1	31-7512017 and up
-51	54305-06		COVER - Circuit breaker access	1	31-7512017 and up
-52	20370-00		PLATE - Access hole cover	7	
-53	41217-00		PANEL ASSEMBLY - Forward access, left	1	31-5 to 31-293 inclusive
	43898-00		PANEL ASSEMBLY - Forward access, left	1	31-294 and up
	41217-01		PANEL ASSEMBLY - Forward access, right	1	31-5 to 31-293 inclusive
	43898-01		PANEL ASSEMBLY - Forward access, right	1	31-294 and up
-54	487 716		* STUD - (82-28-120-16)	20	31-5 to 31-293 inclusive
	484 745		* RING - Retaining (82-32-101-17)	20	31-5 to 31-293 inclusive
	484 755		* RING - Snap (R4G)	17	31-294 and up
	487 733		* STUD - (4002-5)	17	31-294 and up
	463 400		* GROMMET - (4002-0)	17	31-294 and up
-55	53849-02		SHIELD ASSEMBLY - Propeller ice, left	1	31-7401216 and up
-56	53849-04		SHIELD ASSEMBLY - Propeller ice, right	1	31-7401216 and up

When ordering, always specify Part Number, Description, and Serial Number of Aircraft

PIPER PARTS CATALOG

GRIDS 1D21 THRU 1D24
INTENTIONALLY LEFT BLANK

PIPER PARTS CATALOG

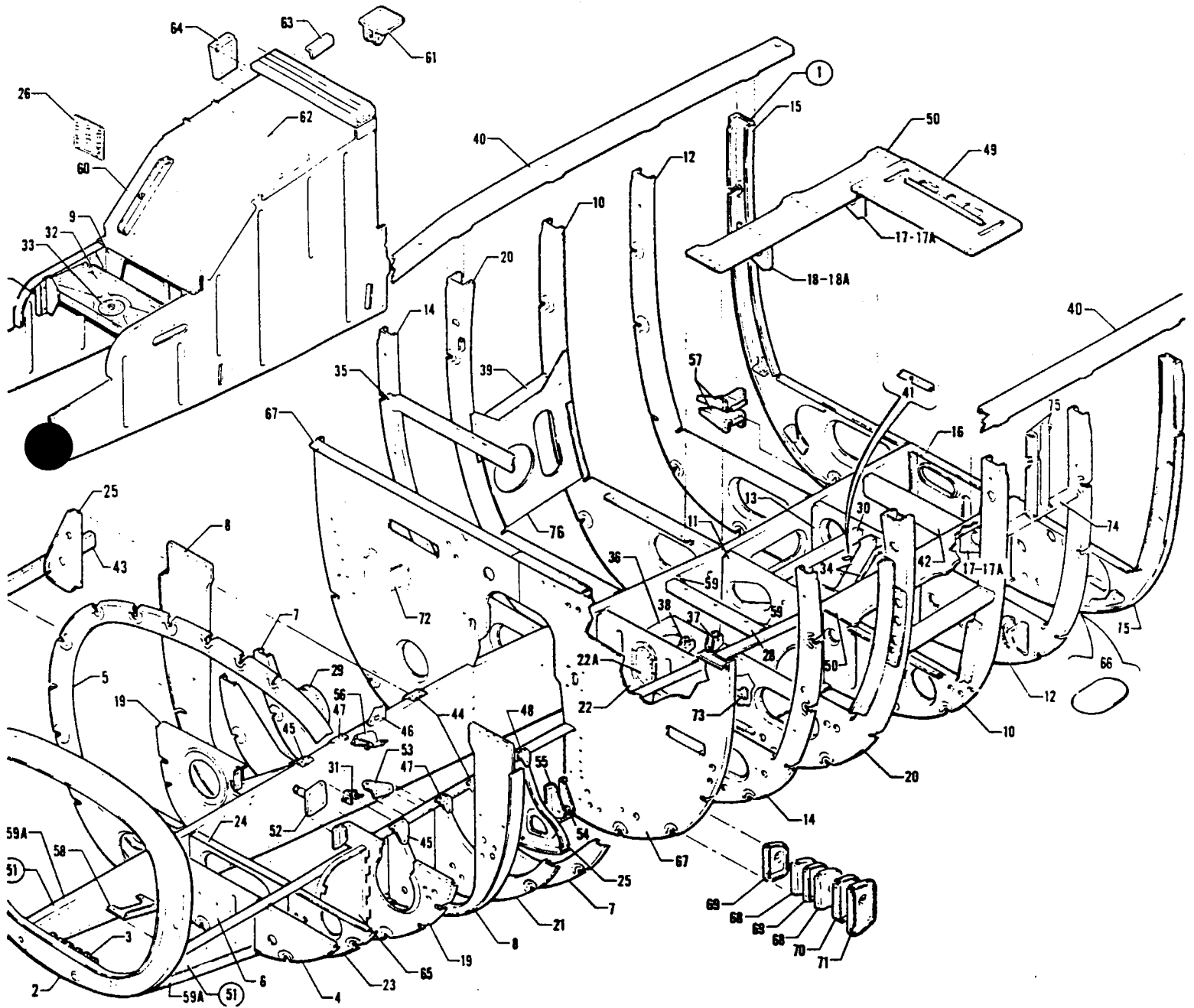


Figure 15 Fuselage Lower Forward Frame Assembly

REVISED JUNE 1984

PA-31-300
PA-31-310
PA-31-325

PIPER PARTS CATALOG

CODE EXPLANATIONS FOR FIGURE 15

A - Used on serial numbers 31-5 to 31-659 inclusive and 31-661 to 31-711 inclusive.

PIPER PARTS CATALOG

Figure and Index Number	Part Number	Code	NOMENCLATURE	No. Req.	SERIAL NUMBERS AFFECTED
15-1	41326-04		FRAME ASSEMBLY - Lower forward fuselage	1	
-2	40189-00	A	* BULKHEAD ASSEMBLY - Lower forward frame, Sta 26	1	
	40189-03		* BULKHEAD ASSEMBLY - Lower forward frame, Sta 26	1	31-660, 31-712 to 31-7401234
	71790-02		* BULKHEAD ASSEMBLY - Lower forward frame, Sta 26	1	31-7401235 and up
-3	41400-02	A	* * HINGE - Battery box	1	
-4	40769-02		* BULKHEAD ASSEMBLY - Lower forward frame, Sta 42, left	1	
-5	40769-03		* BULKHEAD ASSEMBLY - Lower forward frame, Sta 42, right	1	
-6	40769-10		* BULKHEAD ASSEMBLY - Lower forward frame, Sta 42	1	
-7	40772-00		* BULKHEAD ASSEMBLY - Lower forward frame, Sta 70, left	1	
	40772-01		* BULKHEAD ASSEMBLY - Lower forward frame, Sta 70, right	1	
-8	40863-00		* BULKHEAD ASSEMBLY - Lower forward frame, Sta 59, left	1	
	40866-00		* BULKHEAD ASSEMBLY - Lower forward frame, Sta 59, right	1	
-9	40865-00		* BULKHEAD ASSEMBLY - Lower forward frame, Sta 59, center	1	
-10	40940-05		* BULKHEAD ASSEMBLY - Lower forward frame, Sta 111 5, left	1	
	40940-07		* BULKHEAD ASSEMBLY - Lower forward frame, Sta 111 5, right	1	
-11	40940-03		* BULKHEAD ASSEMBLY - Lower forward frame, Sta 111 5, center	1	
-12	40946-06		* BULKHEAD ASSEMBLY - Lower forward frame, Sta 123, left	1	
	40946-05		* BULKHEAD ASSEMBLY - Lower forward frame, Sta. 123, right	1	
-13	40946-07		* BULKHEAD ASSEMBLY - Lower forward frame, Sta 123, center	1	
-14	40962-02		* BULKHEAD ASSEMBLY - Lower forward frame, Sta 90 5, left	1	
	40962-03		* BULKHEAD ASSEMBLY - Lower forward frame, Sta 90 5, right	1	
-15	40994-02		* BULKHEAD ASSEMBLY - Lower forward frame, Sta 135, left	1	
	40994-03		* BULKHEAD ASSEMBLY - Lower forward frame, Sta 135, right	1	
-16	40994-07		* BULKHEAD ASSEMBLY - Lower forward frame, Sta 135, center	1	
-17	41005-03		* BULKHEAD ASSEMBLY - Seat track support, inboard, Sta 128 68, left	1	
	41000-00		* BULKHEAD ASSEMBLY - Seat track support, inboard, Sta 128 68, right	1	
-17a	406 812		* * NUT - Anchor, seat track (NAS687A3K)	1	
-18	41005-02		* BULKHEAD ASSEMBLY - Seat track support, inboard, Sta 117 26, left	1	
	41003-00		* BULKHEAD ASSEMBLY - Seat track support, inboard, Sta 117 26, right	1	
-18a	406 812		* * NUT - Anchor, seat track (NAS687A3K)	1	
-19	41095-00		* BULKHEAD ASSEMBLY - Lower forward frame, Sta 52 6, left	1	
	53895-00		* BULKHEAD ASSEMBLY - Lower forward frame, Sta 52 6, right	1	

When ordering, always specify Part Number Description and Serial Number of Aircraft

PIPER PARTS CATALOG

Figure and Index Number	Part Number	Code	NOMENCLATURE	No. Req.	SERIAL NUMBERS AFFECTED
15-20	41098-02		* BULKHEAD ASSEMBLY - Lower forward frame, Sta 100, left	1	
	41098-03		* BULKHEAD ASSEMBLY - Lower forward frame, Sta 100, right	1	
-21	41125-00		* BULKHEAD ASSEMBLY - Lower forward frame, Sta 64 6, left	1	
	41126-00		* BULKHEAD ASSEMBLY - Lower forward frame, Sta 64 6, right	1	
-22	41102-00		* BULKHEAD ASSEMBLY - Lower forward frame, Sta 96 2, center	1	
-22a	41427-00		* * PLATE ASSEMBLY - Access hole reinforcement	1	
-23	41166-04		* BULKHEAD ASSEMBLY - Lower forward frame, Sta 46, left	1	
	41166-05		* BULKHEAD ASSEMBLY - Lower forward frame, Sta 46, right	1	
-24	41166-13		* BULKHEAD ASSEMBLY - Lower forward frame, Sta 46, center	1	
-25	41222-00		* BULKHEAD ASSEMBLY - Lower forward frame, Sta 75, left	1	
	41209-00		* BULKHEAD ASSEMBLY - Lower forward frame, Sta. 75, right	1	
-26	40843-00		* PLACARD - Hydraulic line routing, Sta. 81	1	
-27	41264-00		* BLOCK - Steering support bracket, lower forward frame	2	
-28	41013-00		* ANGLE ASSEMBLY - Floorboard support, Sta. 104 5	1	
-29	30679-04		* CLAMP - Heater	1	
-30	40948-00		* ANGLE ASSEMBLY - Floorboard support, forward frame	1	
-31	40617-00		* BRACKET ASSEMBLY - Stop, lower forward frame, Sta 64 6	2	
-32	40913-00		* BRACKET ASSEMBLY - Nose gear steering support	1	
-33	40917-00		* * BUSHING ASSEMBLY - Nose gear steering support	1	
-34	40947-00		* BRACKET ASSEMBLY - Hydraulic hand pump, left	1	
	40947-01		* BRACKET ASSEMBLY - Hydraulic hand pump, right	1	
-35	41945-02		* CHANNEL - Brake fitting support	1	
-36	41316-00		* BRACKET ASSEMBLY - Trim pulley mounting, lower forward frame	1	
-37	40975-02		* * BRACKET - Pulley, trim pulley mounting	1	
-38	40975-03		* * BRACKET - Pulley, trim pulley mounting	1	
-39	40603-02		* CHANNEL - Front spar attachment, lower forward frame, left	1	
	40603-03		* CHANNEL - Front spar attachment, lower forward frame, right	1	
-40	40715-46		* CHANNEL - Lower forward frame, Sta 81 to Sta 140, left	1	
	40715-09		* CHANNEL - Lower forward frame, Sta 81 to Sta 140, right	1	
-41	40964-00		* CHANNEL - Guide, lower forward frame, Sta. 122	1	
-42	41010-00		* CHANNEL ASSEMBLY - Floorboard support, lower forward frame, Sta 128 68	1	
-43	41238-00		* CHANNEL - Fuselage reinforcement, Sta 70 to Sta 81	1	
-44	54000-00		* CLIP - Bulkhead attachment, lower forward frame	2	
-45	40862-00		* CLIP - Bulkhead attachment, lower forward frame, Sta 59, left	1	
	40862-01		* CLIP - Bulkhead attachment, lower forward frame, Sta 59, right	1	

When ordering, always specify Part Number, Description and Serial Number of Aircraft

PIPER PARTS CATALOG

Figure and Index Number	Part Number	Code	NOMENCLATURE	No Req.	SERIAL NUMBERS AFFECTED
15-46	40775-00		* PLATE - Bulkhead attachment, lower forward frame , Sta 70	1	
-47	41123-00		* CLIP - Bulkhead attachment, lower forward frame , Sta 64.5, left	1	
	41124-00		* CLIP - Bulkhead attachment, lower forward frame , Sta. 64.5, right	1	
-48	54000-00		* CLIP - Bulkhead attachment, lower forward frame , Sta 75 0	1	
-49	41012-00		* FLOORBOARD ASSEMBLY - Center , Sta. 128.6 to Sta. 135	1	
-50	41004-00		* SUPPORT - Floorboard, inboard, Sta 111.5 to Sta 135, left	1	31-5 to 31-7912023 incl
	49495-02		* SUPPORT - Floorboard, inboard, Sta. 111.5 to Sta 135, left	1	31-7912024 and up
	41004-01		* SUPPORT - Floorboard, inboard, Sta 111.5 to Sta. 135, right	1	31-5 to 31-7912023 incl
	49495-03		* SUPPORT - Floorboard, inboard, Sta. 111.5 to Sta 135, right	1	31-7912024 and up
-51	41090-00		* BEAM ASSEMBLY - Longitudinal, lower forward frame , Sta. 26 to Sta 140, left	1	
	41090-01		* BEAM ASSEMBLY - Longitudinal, lower forward frame , Sta 26 to Sta. 140, right	1	
-52	41033-00		* * FITTING ASSEMBLY - Nose gear door actuator, Sta 63	1	
-53	40620-00		* * BRACKET - Spring attachment, longitudinal beam, left	1	
	40620-01		* * BRACKET - Spring attachment, longitudinal beam, right	1	
-54	40990-00		* * BRACKET ASSEMBLY - Nose gear door hinge	2	
-55	40990-01		* * BRACKET ASSEMBLY - Nose gear door hinge	2	
-56	40998-00		* * STOP ASSEMBLY - Nose gear downlock, right	1	
-57	41555-00		* * BRACKET - Pulley, longitudinal beam, right, top	1	
	41555-01		* * BRACKET - Pulley, longitudinal beam, right, bottom	1	
	42594-02		* * BRACKET - Pulley, longitudinal beam, right, center	1	
-58	41439-00		* * BRACKET - Power receptacle mounting, longitudinal beam, Sta 36, right	1	
-59	41014-00		* * CLIP - Floorboard support, forward frame, Sta. 104 7, left	1	
	41014-01		* * CLIP - Floorboard support, forward frame, Sta. 104.7, right	1	
-59a	41090-02		* * WEB - Beam assembly, Sta 26 to Sta 42, left	1	
	41090-03		* * WEB - Beam assembly, Sta 26 to Sta. 42, right	1	
-60	40959-07		* COVER ASSEMBLY - Nose gear, lower forward frame	1	
-61	40985-00		* * BRACKET - Nose gear actuator, nose gear cover	1	
-62	42997-00		* * PLATE - Ramp hailer reinforcement	1	
-63	40988-00		* * ANGLE - Nose gear cover, lower forward frame	2	
-64	40986-00		* * BRACKET - Nose gear cover, lower forward frame	1	
-65	42259-00		PLATE ASSEMBLY - Lower fuselage	1	
-66	20370-00		PLATE - Access hole cover	1	
-67	40656-07		BULKHEAD ASSEMBLY - Lower forward frame, Sta 81, left	1	
	40656-08		BULKHEAD ASSEMBLY - Lower forward frame, Sta 81, right	1	
-68	40999-00		BRACKET - Pulley, Sta 81	2	
-69	40999-01		BRACKET - Pulley, Sta 81	2	
-70	40999-03		BRACKET - Pulley, Sta 81	1	
-71	40953-00		BRACKET - Pulley, Sta 81	1	
-72	23765-02		BRACKET - Heater fuel valve	1	
-73	44188-00		BLOCK - Rudder cable deflector	1	
-74	44771-00		CHANNEL - Ash tray support bracket	2	31-7300924 and up
-75	44778-00		BRACKET ASSEMBLY - Ash tray support, aft left, forward right	2	31-7300924 and up
	44778-01		BRACKET ASSEMBLY - Ash tray support, forward left, aft right	2	31-7300924 and up
-76	53016-00		PLATE - Reinforcement, Sta 100 to Sta. 111.5	2	

When ordering, always specify Part Number, Description and Serial Number of Aircraft

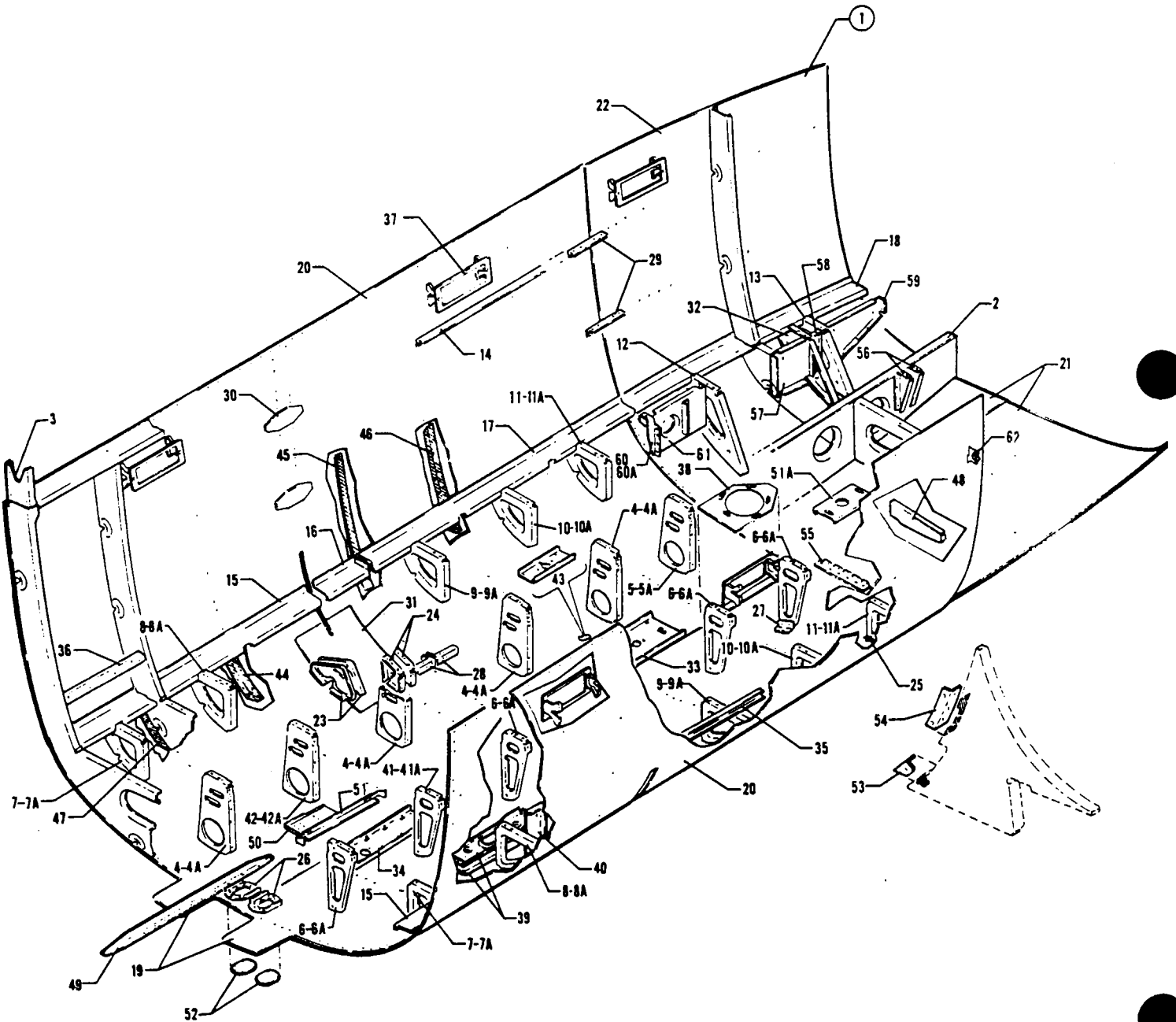


Figure 16 Fuselage Lower Rear Section Assembly

REVISED MARCH 1983

PA-31-300
PA-31-310
PA-31-325

PIPER PARTS CATALOG

CODE EXPLANATIONS FOR FIGURE 16

- A - See Figure 18 for component parts.
- B - See Figure 17 for component parts.
- C - Used if pilot door is installed.
- D - Used if side facing toilet is installed.

PIPER PARTS CATALOG

Figure and Index Number	Part Number	Code	NOMENCLATURE	No Req	SERIAL NUMBERS AFFECTED
16-1	41684-00		SECTION ASSEMBLY - Lower rear fuselage	1	
-2	41360-00	A	* FRAME ASSEMBLY - Fuselage cabin, lower, rear	1	31-5 to 31-7812033 incl
	41360-02	A	* FRAME ASSEMBLY - Fuselage cabin, lower, rear	1	31-7812034 and up
-3	41300-00	B	* FRAME ASSEMBLY - Fuselage cabin, lower, center	1	
-4	41130-02		* BULKHEAD ASSEMBLY - Inboard seat track, right, Sta 's 145 62, 169 66, 185 75, 197 35	4	
-4a	406 789		* * NUT - Anchor, seat track (136R-02)	1	
-5	41130-03		* BULKHEAD ASSEMBLY - Inboard seat track, right, Sta 208 69	1	
-5a	406 789		* * NUT - Anchor, seat track (136R-02)	1	
-6	41180-00		* BULKHEAD ASSEMBLY - Inboard seat track, left, Sta 's 145 62, 168 25, 197 35, 208 69	4	
-6a	406 789		* * NUT - Anchor, seat track (136R-02)	1	
-7	41308-00		* BULKHEAD ASSEMBLY - Seat track, left, Sta 145 62	1	31-5 to 31-8112009 incl
	71699-02		* BULKHEAD ASSEMBLY - Seat track, left, Sta 145 62	1	31-8112010 and up
	41308-01		* BULKHEAD ASSEMBLY - Seat track, right, Sta 145 62	1	31-5 to 31-8112009 incl
	71699-03		* BULKHEAD ASSEMBLY - Seat track, right, Sta 145 62	1	31-8112010 and up
-7a	406 812		* * NUT - Anchor, seat track (NAS687A3K)	1	
-8	41308-04		* BULKHEAD ASSEMBLY - Seat track, left, Sta 156 92	1	31-5 to 31-8112009 incl
	71699-04		* BULKHEAD ASSEMBLY - Seat track, left, Sta 156 92	1	31-8112010 and up
	41308-01		* BULKHEAD ASSEMBLY - Seat track, right, Sta 156 92	1	31-5 to 31-8112009 incl
	71699-03		* BULKHEAD ASSEMBLY - Seat track, right, Sta 156 92	1	31-8112010 and up
-8a	406 812		* * NUT - Anchor, seat track (NAS687A3K)	1	
-9	41308-00		* BULKHEAD ASSEMBLY - Seat track, left, Sta 185 75	1	31-5 to 31-8112009 incl
	71699-02		* BULKHEAD ASSEMBLY - Seat track, left, Sta 185 75	1	31-8112010 and up
	41308-01		* BULKHEAD ASSEMBLY - Seat track, right, Sta 185 75	1	31-5 to 31-8112009 incl
	71699-03		* BULKHEAD ASSEMBLY - Seat track, right, Sta 185 75	1	31-8112010 and up
-9a	406 812		* * NUT - Anchor, seat track (NAS687A3K)	1	
-10	41308-00		* BULKHEAD ASSEMBLY - Seat track, left, Sta 197 35	1	31-5 to 31-8112009 incl
	71699-02		* BULKHEAD ASSEMBLY - Seat track, left, Sta 197 35	1	31-8112010 and up
	41308-01		* BULKHEAD ASSEMBLY - Seat track, right, Sta 197 35	1	31-5 to 31-8112009 incl
	71699-03		* BULKHEAD ASSEMBLY - Seat track, right, Sta 197 35	1	31-8112010 and up
-10a	406 812		* * NUT - Anchor, seat track (NAS687A3K)	1	
-11	41308-06		* BULKHEAD ASSEMBLY - Seat track, left, Sta 208 69	1	31-5 to 31-8112009 incl
	71699-05		* BULKHEAD ASSEMBLY - Seat track, left, Sta 208 69	1	31-8112010 and up
	41308-07		* BULKHEAD ASSEMBLY - Seat track, right, Sta 208 69	1	31-5 to 31-8112009 incl
	71699-06		* BULKHEAD ASSEMBLY - Seat track, right, Sta 208 69	1	31-8112010 and up
-11a	406 812		* * NUT - Anchor, seat track (NAS687A3K)	1	
-12	40665-00		* BULKHEAD ASSEMBLY - Right, Sta 221 68	1	
-13	40687-00		* BULKHEAD ASSEMBLY - Right, Sta 236 19	1	31-5 to 31-7812033 incl
	40687-04		* BULKHEAD ASSEMBLY - Right, Sta 236 19	1	31-7812034 and up
-14	41331-28		* STRINGER - Fuselage, lower rear (6' length)	AR	
-15	40868-04		* CHANNEL - Floorboard support, Sta 140 to Sta 174, left	1	
	40868-05		* CHANNEL - Floorboard support, Sta 140 to Sta 174, right	1	
-16	40868-06		* CHANNEL - Floorboard support, Sta 174 to Sta 181, left	1	
	40868-07		* CHANNEL - Floorboard support, Sta 174 to Sta 181, right	1	
-17	40868-08		* CHANNEL - Floorboard support, Sta 181 to Sta 215, left	1	
	40868-09		* CHANNEL - Floorboard support, Sta 181 to Sta 215, right	1	
-18	40868-10		* CHANNEL - Floorboard support, Sta 215 to Sta 244, right	1	

When ordering, always specify Part Number, Description and Serial Number of Aircraft

PIPER PARTS CATALOG

Figure and Index Number	Part Number	Code	NOMENCLATURE	No Req	SERIAL NUMBERS AFFECTED
16-19	41684-04		* SKIN ASSEMBLY - Fuselage bottom, left Sta 135 to Sta 203	1	
	41684-03		* SKIN ASSEMBLY - Fuselage, bottom, right, Sta 135 to Sta 203	1	
-20	40887-04		* SKIN - Fuselage lower side, left, Sta 135 to Sta 215	1	
	40887-15		* SKIN - Fuselage, lower side, right Sta 135 to Sta 215	1	
-21	40887-10		* SKIN - Fuselage bottom left Sta 203 to Sta 244	1	
	40887-11		* SKIN - Fuselage bottom right, Sta 203 to Sta 244	1	
-22	40887-18		* SKIN - Fuselage lower side right, Sta 215 to Sta 244	1	
-23	42978-00		* BRACKET - Cable pulley aileron balance, left forward and right rear	2	
	42978-01		* BRACKET - Cable pulley aileron balance, left rear and right forward	2	
-24	41049-02		* BRACKET - Cable pulley aileron, front	1	
	41049-04		* BRACKET ASSEMBLY - Cable pulley, aileron, rear	1	
-25	11473-00		* PLATE - Rectangular	1	
-26	41427-00		* PLATE ASSEMBLY - Access hole reinforcement	2	
-27	41571-00		* ANGLE - Bulkhead attachment Sta 208 69	1	
-28	41177-00		* ANGLE ASSEMBLY - Fuselage, left forward and right rear Sta 174	2	
	41177-01		* ANGLE ASSEMBLY - Fuselage, right forward and left rear, Sta 174	2	
-29	40859-00		* ANGLE - Stringer splice right	2	
-30	41176-00		* GUSSET - Bulkhead, Sta 174	6	
-31	42979-00		* PLATE - Fuselage reinforcement, Sta 174	2	
-32	42375-00		* BULKHEAD ASSEMBLY - Seat support, Sta 234	1	31-5 to 31-7812033 incl
	42375-04		* BULKHEAD ASSEMBLY - Seat support, Sta 234	1	31-7812034 and up
-33	30304-00		* BRACKET ASSEMBLY - Antenna mounting	1	31-5 to 31-7712103 inclusive
-34	42345-00		* BRACKET ASSEMBLY - Marker beacon mounting	1	
-35	42456-00		* CHANNEL - Heat outlet support, left	1	31-5 to 31-353 inclusive
-36	42493-00		* CHANNEL - Heat outlet support, right	1	31-5 to 31-353 inclusive
-37	42496-00		* SUPPORT ASSEMBLY - Ash tray	5	31-5 to 31-7612007 inclusive
-38	42667-00		* PLATE ASSEMBLY - Beacon reinforcement	1	31-5 to 31-7300961 inclusive
-39	41106-00		* BRACKET - Elevator pulley, upper	2	
	41106-01		* BRACKET - Elevator pulley, lower	2	
-40	42079-00		* REINFORCEMENT - Pulley bracket	1	
-41	41180-00		* BULKHEAD ASSEMBLY - Inboard seat track, left, Sta 156 92	1	
-41a	406 789		* * NUT - Anchor, seat track (136R-02)	1	
-42	41130-06		* BULKHEAD ASSEMBLY - Inboard seat track, right, Sta 156 92	1	
-42a	406 789		* * NUT - Anchor seat track (136R-02)	1	
-43	43599-00		* BRACKET - Antenna mounting, transponder	1	31-5 to 31-8112013 incl
	71948-02		* BRACKET - Antenna mounting, transponder	1	31-8112014 and up
-44	43645-04		* ANGLE - Wing fillet bulkhead, left, Sta 162 6	1	31-137 and up
	43645-05		* ANGLE - Wing fillet bulkhead, right, Sta 162 6	1	31-137 and up
-45	43646-02		* ANGLE - Wing fillet bulkhead, left, Sta 181	1	31-137 and up
	43646-03		* ANGLE - Wing fillet bulkhead, right, Sta 181	1	31-137 and up
-46	43649-02		* ANGLE - Wing fillet bulkhead, left, Sta 191 7	1	31-137 and up
	44582-03	C	* ANGLE - Wing fillet bulkhead left Sta 191 7	1	
	43649-03		* ANGLE - Wing fillet bulkhead, right Sta 191 7	1	31-137 and up
-47	43683-04		* ANGLE - Wing fillet bulkhead left, Sta 151 3	1	31-137 and up
	43683-05		* ANGLE - Wing fillet bulkhead, right, Sta 151 3	1	31-137 and up
-48	43779-00		* CHANNEL - Cabin vent door support	1	

When ordering always specify Part Number, Description and Serial Number of Aircraft

PIPER PARTS CATALOG

Figure and Index Number	Part Number	Code	NOMENCLATURE	No. Req	SERIAL NUMBERS AFFECTED
16-49	41066-00		* ANGLE ASSEMBLY - Longitudinal beam reinforcement, left	1	
	41066-01		* ANGLE ASSEMBLY - Longitudinal beam reinforcement, right	1	
-50	31537-02		* PLATE - Antenna mounting	1	31-7612018 to 31-8012049 incl
	71635-02		* PLATE - Antenna mounting	1	31-8012050 and up
-51	43594-02		* ANGLE ASSEMBLY - Antenna mounting plate	1	31-7612018 and up
-51a	55771-02		* PLATE ASSEMBLY - Antenna	2	31-7812001 to 31-8012067 incl
	71738-02		* PLATE ASSEMBLY - Antenna	2	31-8012068 and up
-52	20370-00		PLATE - Access hole cover	2	
-53	44582-04	C	ANGLE - Wing fillet bulkhead, left, Sta 191 7	1	
-54	44643-00	C	REINFORCEMENT - Wing fillet bulkhead, left, Sta 191 7	1	
-55	43778-04		HINGE - Half, cabin vent door	1	
-56	52722-00	D	SUPPORT ASSEMBLY - Floorboard	2	
-57	52724-00	D	SUPPORT - Floorboard, Sta 229 to Sta 234 56	1	
-58	52725-00	D	SUPPORT - Floorboard, Sta 234 56 to 236 19	1	
-59	52726-00	D	SUPPORT - Floorboard, Sta 236 19 to Sta 244	1	
-60	52729-00	D	BRACKET ASSEMBLY - Seat track support, Sta 215	1	
-60a	406 807		* NUT - Anchor, seat track (NAS682A3)	1	
-61	52739-00	D	SUPPORT ASSEMBLY - Floorboard, Sta 215 to Sta 221 68	1	
-62	484 217	D	RECEPTACLE - (212-12ND)	2	

When ordering always specify Part Number, Description and Serial Number of Aircraft

PIPER PARTS CATALOG

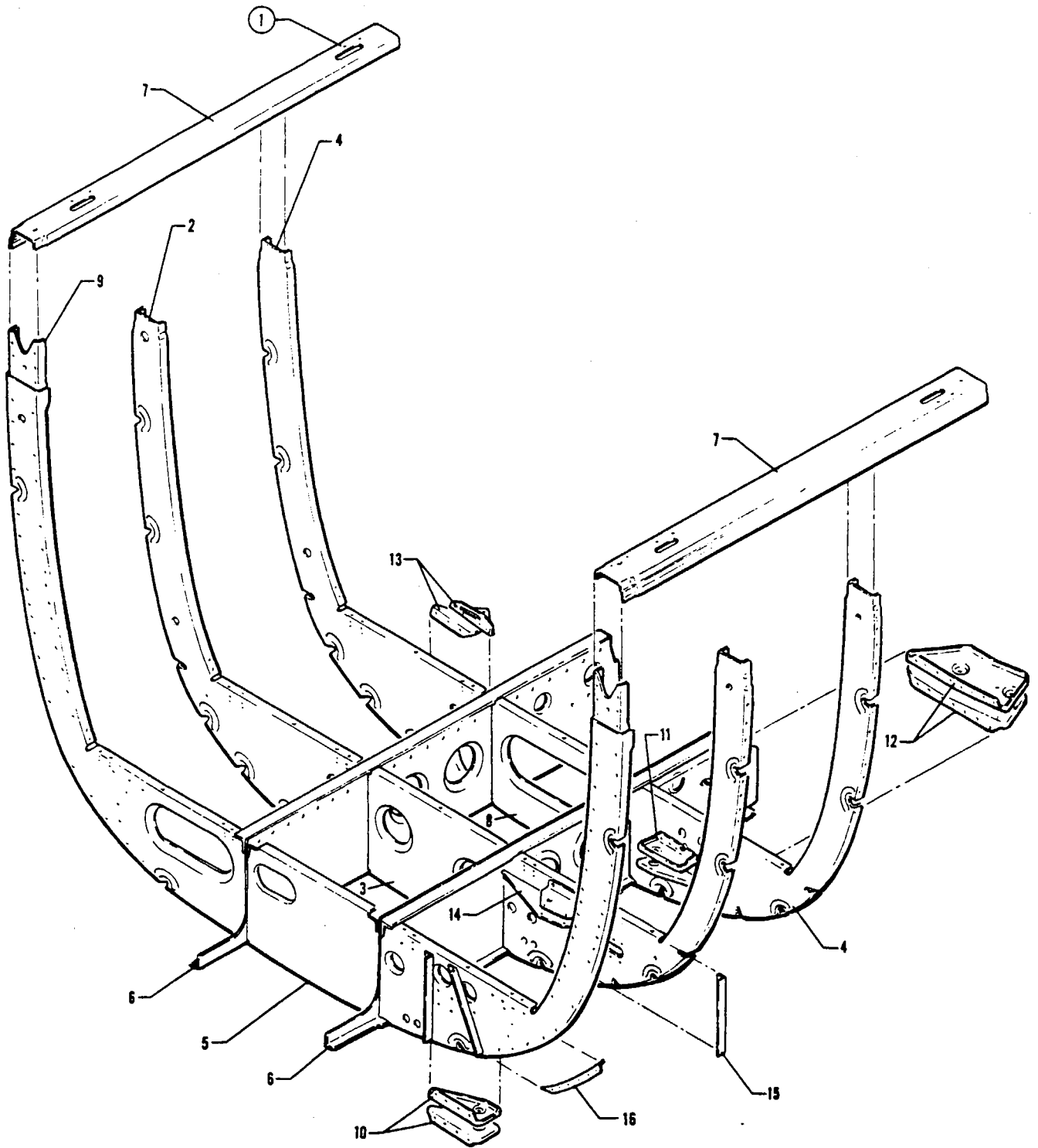


Figure 17 Fuselage Lower Center Frame Assembly

REVISED MAY 1981

1E11

PA-31-300
PA-31-310
PA-31-325

PIPER PARTS CATALOG

CODE EXPLANATIONS FOR FIGURE 17

A - Used if AltiMatic H-14 is installed.

PIPER PARTS CATALOG

Figure and Index Number	Part Number	Code	NOMENCLATURE	No. Req	SERIAL NUMBERS AFFECTED
17-1	41300-00		FRAME ASSEMBLY - Fuselage cabin, lower, center	1	
-2	41232-04		* BULKHEAD ASSEMBLY - Fuselage bottom, Sta 151 3, left	1	
	41232-02		* BULKHEAD ASSEMBLY - Fuselage bottom, Sta 151 3, right	1	
-3	41232-06		* BULKHEAD ASSEMBLY - Fuselage bottom, Sta 151 3, center	1	
-4	41233-07		* BULKHEAD ASSEMBLY - Fuselage bottom, Sta 162 6, left	1	
	41233-03		* BULKHEAD ASSEMBLY - Fuselage bottom, Sta 162 6, right	1	
-5	40995-07		* BULKHEAD ASSEMBLY - Fuselage, lower center frame, Sta 140, center	1	
-6	41119-02		* BEAM ASSEMBLY - Longitudinal, Sta 135 to Sta 174, left	1	
	41119-03		* BEAM ASSEMBLY - Longitudinal, Sta 135 to Sta 174, right	1	
-7	40715-40		* CHANNEL ASSEMBLY - Window, lower center fuselage frame, left	1	
	40715-22		* CHANNEL ASSEMBLY - Window, lower center fuselage frame, right	1	
-8	41233-05		* BULKHEAD ASSEMBLY - Fuselage bottom, Sta 162 6, center	1	
-9	40995-02		* BULKHEAD ASSEMBLY - Fuselage, lower center frame, Sta 140, left	1	
	40995-03		* BULKHEAD ASSEMBLY - Fuselage, lower center frame, Sta 140, right	1	
-10	41120-03		* * BRACKET - Rudder cable pulley, Sta 140, upper, left	1	
	41120-04		* * BRACKET - Rudder cable pulley, Sta 140, lower, left	1	
-11	41120-02		BRACKET - Rudder cable pulley, Sta 162 6, upper, left	1	
	41120-04		BRACKET - Rudder cable pulley, Sta 162 6, lower, left	1	
-12	41163-00		BRACKET - Aileron pulley, Sta 162 6, upper, left	1	
	41299-00		BRACKET - Aileron pulley, Sta 162 6, lower, left	1	
-13	40945-00		BRACKET - Aileron trim pulley, Sta 162 6, upper, right	1	
	40944-00		BRACKET - Aileron trim pulley, Sta 162 6, lower, right	1	
-14	42478-05	A	BRACKET ASSEMBLY - Aileron servo pulley	1	
-15	41898-00		ANGLE - Bulkhead reinforcement	1	
-16	43648-04		ANGLE - Wing fillet bulkhead, left, Sta 140	1	31-137 and up
	43648-05		ANGLE - Wing fillet bulkhead, right, Sta 140	1	31-137 and up

When ordering, always specify Part Number, Description and Serial Number of Aircraft

PIPER PARTS CATALOG

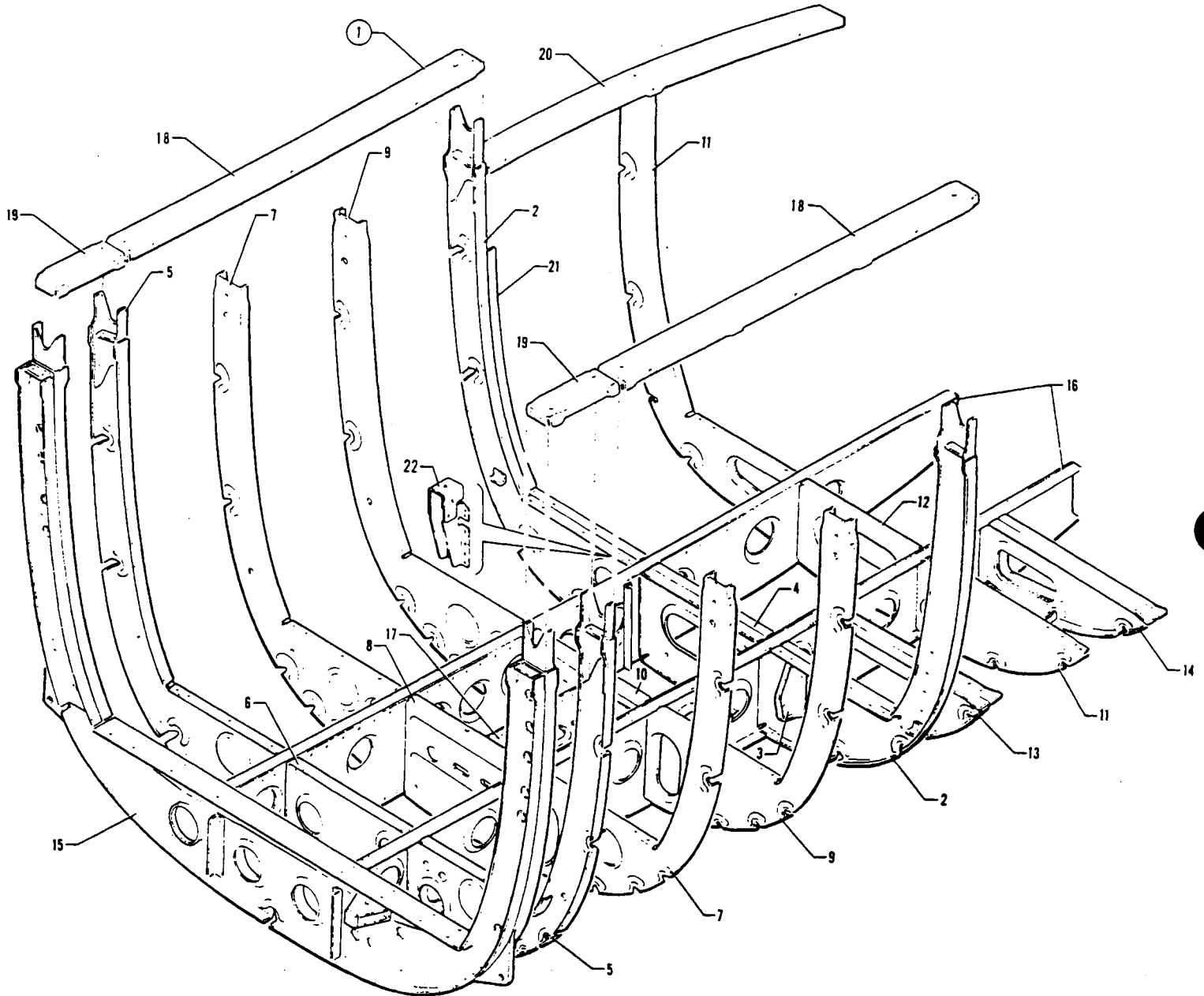


Figure 18. Fuselage Lower Rear Frame Assembly

PIPER PARTS CATALOG

CODE EXPLANATIONS FOR FIGURE 18

A - Used if side facing toilet is installed.

PIPER PARTS CATALOG

Figure and Index Number	Part Number	Code	NOMENCLATURE	No. Req.	SERIAL NUMBERS AFFECTED
18-1	41360-00		FRAME ASSEMBLY - Fuselage cabin, lower, rear	1	31-5 to 31-7812033 incl
	41360-02		FRAME ASSEMBLY - Fuselage cabin, lower, rear	1	31-7812034 and up
-2	40890-09		* BULKHEAD ASSEMBLY - Fuselage, Sta. 215, bottom, left	1	
	40890-07		* BULKHEAD ASSEMBLY - Fuselage, Sta. 215, bottom, right	1	31-5 to 31-7812033 incl
	52754-00		* BULKHEAD ASSEMBLY - Fuselage, Sta. 215, bottom, right	1	31-7812034 and up
-3	40759-00		* * BRACKET - Rudder cable pulley, Sta 215, bottom, left	1	
-4	40890-06		* BULKHEAD ASSEMBLY - Fuselage, Sta. 215, bottom, center	1	
-5	41315-02		* BULKHEAD ASSEMBLY - Fuselage bottom, Sta. 181, left	1	
	41315-04		* BULKHEAD ASSEMBLY - Fuselage bottom, Sta. 181, right	1	
-6	41315-06		* BULKHEAD ASSEMBLY - Fuselage bottom, Sta. 181, center	1	
-7	41354-08		* BULKHEAD ASSEMBLY - Fuselage bottom, Sta. 191.7, left	1	
	41354-06		* BULKHEAD ASSEMBLY - Fuselage bottom, Sta. 191.7, right	1	
-8	41354-10		* BULKHEAD ASSEMBLY - Fuselage bottom, Sta. 191.7, center	1	
-9	41354-04		* BULKHEAD ASSEMBLY - Fuselage bottom, Sta. 203, left	1	
	41354-02		* BULKHEAD ASSEMBLY - Fuselage bottom, Sta. 203, right	1	
-10	41354-10		* BULKHEAD ASSEMBLY - Fuselage bottom, Sta. 203, center	1	
-11	40884-05		* BULKHEAD ASSEMBLY - Fuselage, Sta. 229, bottom, left	1	
	40884-07		* BULKHEAD ASSEMBLY - Fuselage, Sta. 229, bottom, right	1	
-12	40884-06		* BULKHEAD ASSEMBLY - Fuselage, Sta. 229, bottom, center	1	
-13	41050-08		* BULKHEAD ASSEMBLY - Fuselage, lower frame, Sta. 220.2, left	1	
-14	41112-08		* BULKHEAD ASSEMBLY - Fuselage, lower frame, Sta. 235.7, left	1	
-15	41178-00		* BULKHEAD ASSEMBLY - Fuselage, lower frame, Sta. 174	1	
-16	41119-08		* BEAM ASSEMBLY - Longitudinal, Sta. 174 to Sta. 244, left	1	
	41119-09		* BEAM ASSEMBLY - Longitudinal, Sta. 174 to Sta. 244, right	1	31-5 to 31-7812033 incl
	41119-19		* BEAM ASSEMBLY - Longitudinal, Sta. 174 to Sta. 244, right	1	31-7812034 and up
-17	41106-00		* BRACKET - Elevator pulley, Sta 191.7 to Sta. 203, top	1	
	41106-01		* BRACKET - Elevator pulley, Sta 191.7 to Sta 203, bottom	1	
-18	40715-20		* CHANNEL - Window, lower aft frame, Sta. 181 to Sta 215, left	1	
	40715-21		* CHANNEL - Window, lower aft frame, Sta. 181 to Sta 215, right	1	
-19	40715-16		* CHANNEL - Window, lower aft frame, Sta. 174 to Sta. 181, left	1	
	40715-17		* CHANNEL - Window, lower aft frame, Sta. 174 to Sta. 181, right	1	
-20	40715-13		CHANNEL - Window, lower aft frame, Sta. 215 to Sta. 244, right	1	
-21	43520-00		ANGLE - Bulkhead reinforcement, Sta. 215	1	
-22	52738-00	A	BRACKET ASSEMBLY - Seat track support, Sta. 215	1	31-7712001 and up

When ordering, always specify Part Number, Description and Serial Number of Aircraft

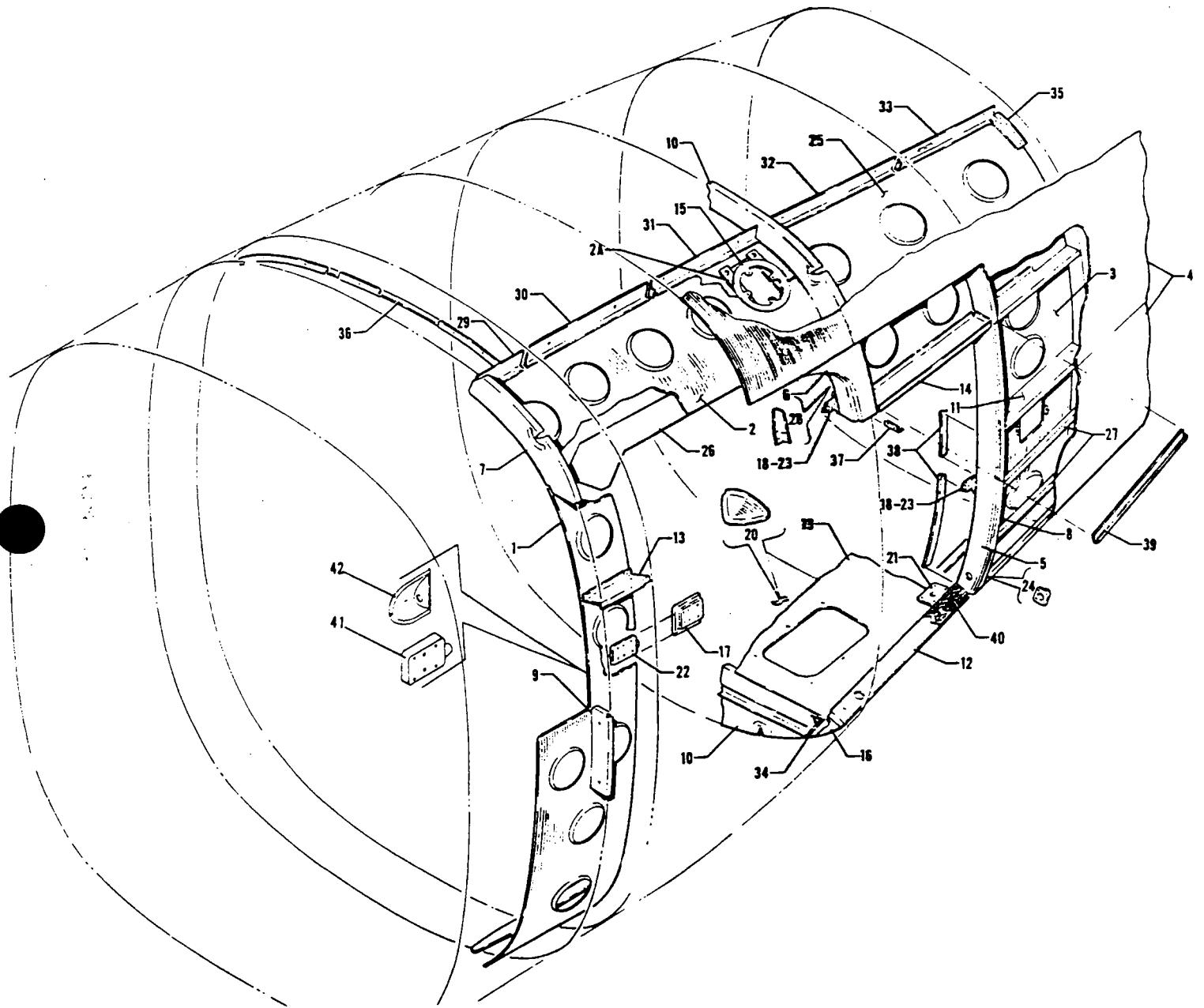


Figure 19 Cargo Door Fuselage Frame Installation

PIPER PARTS CATALOG

CODE EXPLANATIONS FOR FIGURE 19

PIPER PARTS CATALOG

Figure and Index Number	Part Number	Code	Nomenclature	No. Req.	Serial Numbers Affected
19-	44439		DRAWING - Cargo Door Fuselage Modification Installation		
-1	44439-08		SKIN ASSEMBLY - Inner, lower front	1	31-735 to 31-8212036 incl.
	44439-14		SKIN ASSEMBLY - Inner, lower, front	1	31-8312001 and up
-2	44439-03		SKIN - Inner, upper front	1	31-735 to 31-7612110 incl.
	44439-12		SKIN ASSEMBLY - Inner, upper front	1	31-7712001 and up
-2a	55297-04		* BRACKET - Oxygen mounting	1	31-7712001 and up
-3	44439-04		SKIN - Inner, rear	1	
-4	40766-06		SKIN - Fuselage, top, Sta. 244 to Sta 352	1	
	40766-07		SKIN - Fuselage, bottom, Sta. 244 to Sta 352	1	
-5	44586-00		FRAME - Fuselage center, Sta. 261 38	1	
-6	43090-02		FRAME - Door, entrance, bottom	1	
	43090-03		FRAME - Door, entrance, top	1	
-7	44547-00		BULKHEAD - Fuselage, top, Sta. 209.50	1	
-8	44530-03		BULKHEAD - Fuselage, center, Sta 261.38	1	
-9	44536-00		BULKHEAD - Fuselage, lower, Sta. 209 50	1	
-10	43627-13		BULKHEAD ASSEMBLY - Upper, Sta 244	1	
	43627-11		BULKHEAD ASSEMBLY - Lower, Sta. 244	1	
-11	44554-00		CHANNEL - Fuselage reinforcement, lower, Sta. 261.38 to Sta .274	1	
	44567-00		CHANNEL - Fuselage reinforcement, upper, Sta. 261.38 to Sta 274	1	
-12	44520-00		CHANNEL ASSEMBLY - Floorboard support, Sta. 244 to Sta 261 38	1	
-13	44538-00		CHANNEL - Fuselage reinforcement, Sta 209 50 to Sta 215	1	
-14	44553-00		CHANNEL - Cargo door upper frame	1	
-15	44594-00		PLATE ASSEMBLY - Light mounting	1	31-735 to 31-7612110 inclusive
-16	44540-00		PLATE ASSEMBLY - Door support	1	
-17	43110-04		PLATE - Door support trim, Sta 215	1	31-735 to 31-7612110 inclusive
-18	43110-03		PLATE - Door support trim, Sta 261.38	1	31-735 to 31-7612110 inclusive
	43110-05		PLATE - Door support trim, Sta 244	1	31-735 to 31-7612110 inclusive
-19	44481-07		PLATE ASSEMBLY - Floorboard, aft section	1	
-20	42926-00		* PLATE - Cover, Sta 274	1	
-21	43279-00		* PLATE - Relief tube disconnect	1	
-22	43586-06		BRACKET ASSEMBLY - Door support attachment	1	
-23	43586-11		BRACKET ASSEMBLY - Door support attachment, Sta 244	1	
	43586-03		BRACKET ASSEMBLY - Door support attachment, Sta 261 38	1	31-735 to 31-8012070 incl
	43586-07		BRACKET ASSEMBLY - Door support attachment, Sta 261.38	1	31-8012071 and up
-24	44501-00		GUIDE ASSEMBLY - Door latch pin	1	
-25	44569-00		GUSSET - Fuselage skin, Sta. 244 to Sta 274	1	
-26	52376-00		GUSSET - Door frame, upper	1	31-735 to 31-7912124 incl.
	52376-02		GUSSET ASSEMBLY - Door frame, upper	1	31-8012001 and up
-27	40860-13		STRINGER - Aft fuselage section (6' length)	AR	
-28	44931-00		ANGLE ASSEMBLY - Door frame reinforcement, Sta 244	1	
-29	44519-00		ANGLE ASSEMBLY - Reinforcement, Sta 209.5 to Sta 215	1	
-30	45518-00		ANGLE ASSEMBLY - Reinforcement, Sta 215 to Sta 229	1	
-31	44544-00		ANGLE ASSEMBLY - Reinforcement, Sta. 229 to Sta. 244	1	
-32	44543-00		ANGLE ASSEMBLY - Reinforcement, Sta. 244 to Sta. 261 38	1	
-33	44537-00		ANGLE ASSEMBLY - Reinforcement, Sta. 261.38 to Sta 274	1	
-34	44541-00		ANGLE - Panel attachment, Sta 244	1	

When ordering, always specify Part Number, Description, and Serial Number of Aircraft

Revised February 18, 1994

PIPER PARTS CATALOG

Figure and Index Number	Part Number	Code	NOMENCLATURE	No Req	SERIAL NUMBERS AFFECTED
19-35	44552-00		ANGLE - Bulkhead attachment, Sta 274	1	
-36	44485-00		ANGLE - Curtain track support	1	
-37	44584-00		CLIP - Channel attachment, Sta 244	1	
-38	44578-03		STRIP - Trim, upper, Sta 261 38	1	31-735 to 31-7612110 inclusive
	44578-04		STRIP - Trim, lower, Sta 261 38	1	31-735 to 31-7612110 inclusive
-39	53056-00		GUTTER - Rain, cargo door	1	
-40	55601-02		SILL - Cargo door	1	
-41	48348-00		BRACKET ASSEMBLY - Door snubber attachment, forward	1	31-8312001 and up
-42	74248-02		COVER - Door snubber bracket	1	31-8312001 and up

When ordering, always specify Part Number, Description and Serial Number of Aircraft

PIPER PARTS CATALOG

GRIDS 1E21 THRU 1E24
INTENTIONALLY LEFT BLANK

PIPER PARTS CATALOG

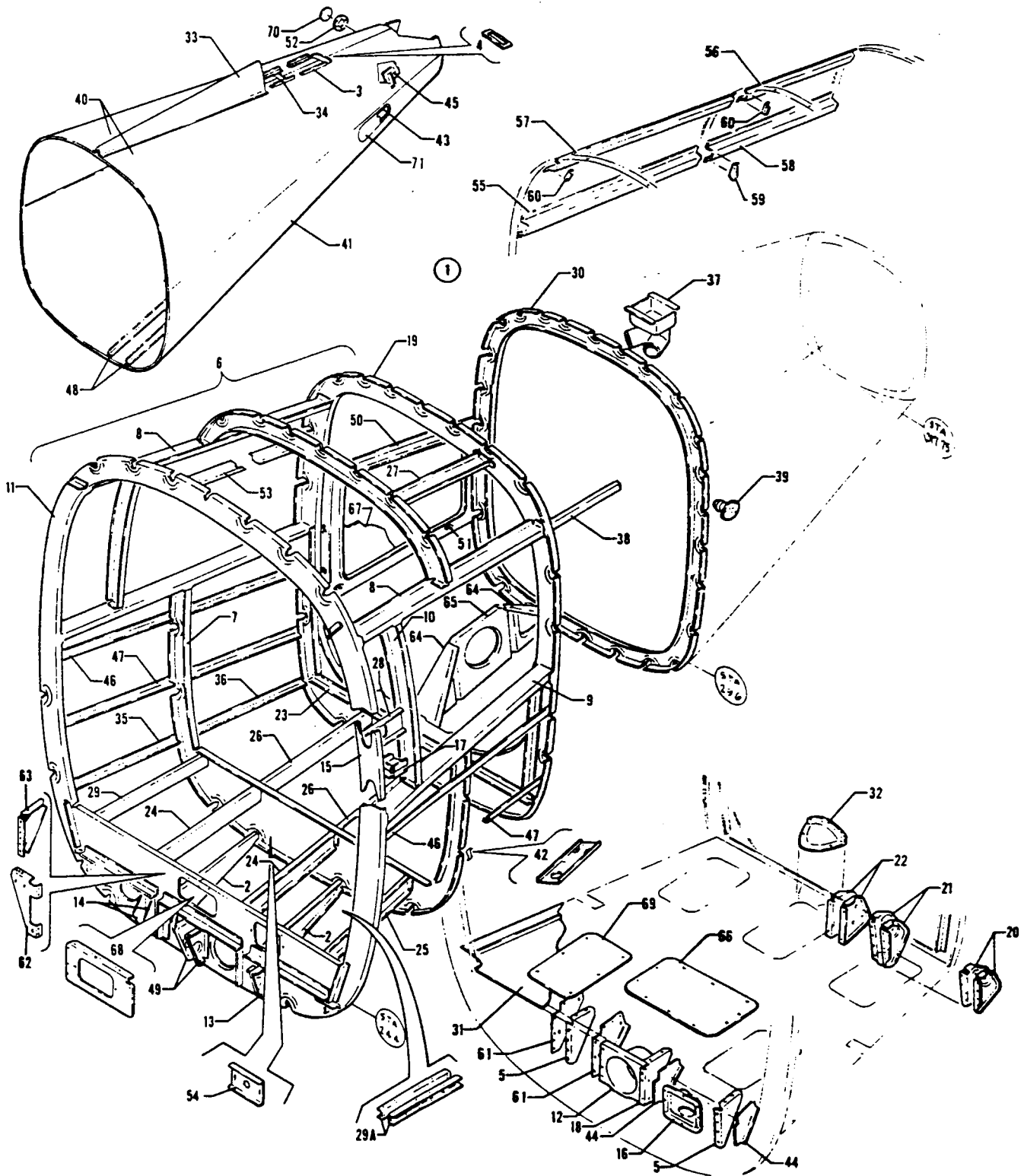


Figure 20 Fuselage Aft Section
(Sta 244 to Sta. 352)

PIPER PARTS CATALOG

CODE EXPLANATIONS FOR FIGURE 20

- A - Fuselage Aft Section 44566-00 replaces Fuselage Aft Section 40708-00. Ascertain part number on plate, located on bulkhead at Sta 317 75, before ordering component parts
- B - See Figure 21 for balance of component parts
- C - Used if Joy Blower Assembly (X702-251) is installed
- D - If Nordic Blower Assembly (4389) is installed, secure 43627-07 Bulkhead Assembly
- E - See Figure 19 if cargo door is installed
- F - Used on serial numbers 31-2 to 31-88 inclusive if Nordic Fan Assembly is installed
- G - Used if side facing toilet is installed
- H - Used if forward mounted oxygen bottle is installed
- J - Used if aft mounted oxygen bottle is installed

PIPER PARTS CATALOG

Figure and Index Number	Part Number	Code	NOMENCLATURE	No. Req.	SERIAL NUMBERS AFFECTED
20-1	40708-00	A B	AFT SECTION - Fuselage	1	31-5 to 31-734 inclusive
	44566-00	B	AFT SECTION - Fuselage	1	31-735 to 31-7401220 inclusive
	44566-03	B,H	AFT SECTION - Fuselage	1	31-7401221 and up
	44566-05	B,J	AFT SECTION - Fuselage	1	31-7912090 and up
-2	40522-00	A	* PLATE - Fuselage, aft, longitudinal beam, left	1	31-5 to 31-734 inclusive
	44489-00		* PLATE - Fuselage, aft, longitudinal beam, left	1	31-735 and up
	40552-01	A	* PLATE - Fuselage, aft, longitudinal beam, right	1	31-5 to 31-734 inclusive
	44489-01		* PLATE - Fuselage, aft, longitudinal beam, right	1	31-735 and up
-3	40787-00		* ANGLE - Fin fairing attachment, left	1	
	40787-01		* ANGLE - Fin fairing attachment, right	1	
-4	40688-00		* DOUBLER - Fuselage, aft, opening, Sta 317 75	1	
-5	42515-00		* BRACKET ASSEMBLY - Floor support	2	
-6	40707-00	A	* FRAME ASSEMBLY - Aft section, Sta 244 to Sta 274	1	31-5 to 31-734 inclusive
	44565-00		* FRAME ASSEMBLY - Aft section, Sta 244 to Sta 274	1	31-735 and up
-7	40710-00	A	* * BULKHEAD ASSEMBLY - Aft fuselage, Sta. 259, bottom	1	31-5 to 31-734 inclusive
	44556-00		* * BULKHEAD ASSEMBLY - Aft fuselage, Sta. 261 38, bottom	1	31-735 and up
	40711-02	A	* * BULKHEAD - Aft fuselage, Sta 259, top	1	31-5 to 31-734 inclusive
	44535-00		* * BULKHEAD - Aft fuselage, Sta 261 38, top	1	31-735 and up
-8	40715-02	A	* * CHANNEL ASSEMBLY - Aft fuselage, Sta. 244 to Sta 274, left	1	31-5 to 31-734 inclusive
	40715-42		* * CHANNEL ASSEMBLY - Aft fuselage, Sta. 244 to Sta 274, left	1	31-735 and up
	40715-03	A	* * CHANNEL ASSEMBLY - Aft fuselage, Sta. 244 to Sta 274, right	1	31-5 to 31-734 inclusive
	40715-43		* * CHANNEL ASSEMBLY - Aft fuselage, Sta. 244 to Sta 274, right	1	31-735 and up
-9	40715-04	A	* * CHANNEL ASSEMBLY - Aft fuselage, Sta. 244 to Sta 274, left	1	31-5 to 31-734 inclusive
	40715-44	E	* * CHANNEL ASSEMBLY - Aft fuselage, Sta. 244 to Sta 274, left	1	31-735 and up
	40715-05	A	* * CHANNEL ASSEMBLY - Aft fuselage, Sta. 244 to Sta 274, right	1	31-5 to 31-734 inclusive
	40715-45		* * CHANNEL ASSEMBLY - Aft fuselage, Sta. 244 to Sta 274, right	1	31-735 and up
-10	40732-00	E	* * BULKHEAD - Aft fuselage, Sta 249 38, left	1	31-5 to 31-7912124 inclusive
	40732-04	E	* * BULKHEAD - Aft fuselage, Sta 249 38, left	1	31-8012001 and up
	40732-01		* * BULKHEAD - Aft fuselage, Sta 249 38, right	1	31-5 to 31-7912124 inclusive
	40732-06		* * BULKHEAD ASSEMBLY - Aft fuselage, Sta 249 38, right	1	31-8012001 and up
-11	40762-00	A,D	* * BULKHEAD ASSEMBLY - Aft fuselage, Sta. 244	1	31-5 to 31-49 inclusive
	43544-00	A,C,D	* * BULKHEAD ASSEMBLY - Aft fuselage, Sta. 244	1	31-50 to 31-88 inclusive
	43627-06	A	* * BULKHEAD ASSEMBLY - Aft fuselage, Sta. 244, left	1	31-89 to 31-734 inclusive
	43627-09	E	* * BULKHEAD ASSEMBLY - Aft fuselage, Sta 244, left	1	31-735 and up
	43627-07		* * BULKHEAD ASSEMBLY - Aft fuselage, Sta 244, right	1	31-89 and up
-12	43525-00	C	* * * BRACKET ASSEMBLY - Ventilation fan mounting	1	31-50 to 31-88 inclusive
-13	40720-00		* * * BRACKET - Rudder pulley, Sta 244, left	1	
-14	40744-03		* * * BRACKET - Elevator and rudder trim pulley, Sta 244, inboard, right	1	
	40744-02		* * * BRACKET - Elevator and rudder trim pulley, Sta 244, outboard, right	1	

When ordering, always specify Part Number Description and Serial Number of Aircraft

PIPER PARTS CATALOG

Figure and Index Number	Part Number	Code	NOMENCLATURE	No. Req	SERIAL NUMBERS AFFECTED
20-15	42149-00		*** CHANNEL - Bulkhead reinforcement, Sta 244, left	1	
-16	41778-00		*** BOX ASSEMBLY - Heater outlet, left	1	31-89 to 31-734 inclusive
-17	42162-00		*** REINFORCEMENT ASSEMBLY - Door support chain bracket, left	1	
-18	42515-04	C	*** BRACKET ASSEMBLY - Floor support	1	31-50 to 31-88 inclusive
-19	40768-00		** BULKHEAD ASSEMBLY - Aft fuselage, Sta 274	1	31-5 to 31-7612110 inclusive
	40768-11		** BULKHEAD ASSEMBLY - Aft fuselage, Sta 274	1	31-7712001 to 31-7912124 incl
	40768-12		** BULKHEAD ASSEMBLY - Aft fuselage, Sta 274	1	31-8012001 and up
-20	40794-03		*** BRACKET - Rudder cable pulley, Sta 274, left	1	
	40794-02		*** BRACKET - Rudder cable pulley, Sta 274, right	1	
-21	40795-03		*** BRACKET - Rudder cable pulley, Sta 274, left	1	
	40795-02		*** BRACKET - Rudder cable pulley, Sta 274, right	1	
-22	40654-00		*** BRACKET - Elevator cable pulley, bottom, Sta 274, left	1	
	40654-01		*** BRACKET - Elevator cable pulley, bottom, Sta. 274, right	1	
-23	42925-00		*** ANGLE ASSEMBLY - Floorboard support	1	
-24	41020-00	A	** CHANNEL ASSEMBLY - Aft section floorboard support, Sta. 244 to Sta. 259, left	1	31-5 to 31-734 inclusive
	41020-07		** CHANNEL ASSEMBLY - Aft section floorboard support, Sta 244 to Sta 259, left	1	31-735 to 31-8012102 incl
	53561-02		** CHANNEL ASSEMBLY - Aft section floorboard support, Sta 244 to Sta. 259, left	1	31-8112001 and up
	43631-00	A	** CHANNEL - Aft section floorboard support, Sta 244 to Sta. 259, right	1	31-5 to 31-734 inclusive
	44482-05		** CHANNEL ASSEMBLY - Aft section floorboard support, Sta 244 to Sta 259, right	1	31-735 and up
-25	41020-04	A	** CHANNEL ASSEMBLY - Aft section floorboard support, Sta 244 to Sta. 259, left	1	31-5 to 31-734 inclusive
	41020-08		** CHANNEL ASSEMBLY - Aft section floorboard support, Sta 244 to Sta 259, left	1	31-735 to 31-8012102 incl
	53561-04		** CHANNEL ASSEMBLY - Aft section floorboard support, Sta 244 to Sta 259, left	1	31-8112001 and up
-26	40858-02	A	** CHANNEL - Aft section floorboard support, Sta 259 to Sta 274, left	1	31-5 to 31-734 inclusive
	44482-02		** CHANNEL - Aft section floorboard support, Sta 261 38 to Sta 274, left	1	31-735 and up
	42278-00	A	** CHANNEL - Aft section floorboard support, Sta 259 to Sta 274, right	1	31-5 to 31-734 inclusive
	42278-02		** CHANNEL - Aft section floorboard support, Sta. 261 38 to Sta 274, right	1	31-735 and up
-27	43098-00	A	** CHANNEL ASSEMBLY - Coat rack	1	31-5 to 31-734 inclusive
	43098-03	E	** CHANNEL ASSEMBLY - Coat rack	1	31-735 to 31-7612110 inclusive
	43098-06	E	** CHANNEL ASSEMBLY - Coat rack	1	31-7712001 and up
-28	42821-02	E	** BRACKET - Light switch mounting	1	
-29	44482-07		** CHANNEL ASSEMBLY - Support, aft section, right, Sta. 244 to Sta. 261.38	1	
-29a	53561-06		** CHANNEL ASSEMBLY - Aft section floorboard support, Sta 244 to Sta 259, left	2	31-8112001 and up
-30	40748-06		** BULKHEAD ASSEMBLY - Aft fuselage, Sta. 296	1	
-31	40779-00	A	** PLATE ASSEMBLY - Fuselage aft section floorboard	1	31-5 to 31-88 inclusive
	43637-00	A	** PLATE ASSEMBLY - Fuselage aft section floorboard	1	31-89 to 31-734 inclusive
	44481-00	E	** PLATE ASSEMBLY - Fuselage aft section floorboard	1	31-735 and up
-32	42926-00		** PLATE - Cover (Sta 274)	1	
-33	40784-00		** FIN ASSEMBLY - Dorsal, Sta 244 to Sta 296	1	
-34	40786-00		** ANGLE - Fin fairing attachment, left	1	
	40786-01		** ANGLE - Fin fairing attachment, right	1	

When ordering, always specify Part Number, Description and Serial Number of Aircraft

PIPER PARTS CATALOG

Figure and Index Number	Part Number	Code	NOMENCLATURE	No. Req.	SERIAL NUMBERS AFFECTED
20-35	40857-02	A	* ANGLE - Aft section floorboard support, left	1	31-5 to 31-734 inclusive
	40857-06		* ANGLE - Aft section floorboard support, left	1	31-735 and up
	40857-03	A	* ANGLE - Aft section floorboard support, right	1	31-5 to 31-734 inclusive
	40857-07		* ANGLE - Aft section floorboard support, right	1	31-735 and up
-36	40857-04	A	* ANGLE - Aft section floorboard support, left	1	31-5 to 31-734 inclusive
	40857-08		* ANGLE - Aft section floorboard support, left	1	31-735 and up
	40857-05	A	* ANGLE - Aft section floorboard support, right	1	31-5 to 31-734 inclusive
	40857-09		* ANGLE - Aft section floorboard support, right	1	31-735 and up
-37	40886-00		* BOX ASSEMBLY - Air distribution	1	
-38	40860-13		* STRINGER - Aft fuselage section (6' length)	AR	
-39	41995-00		* FITTING ASSEMBLY - Static line vent	2	
-40	40766-02	A	* SKIN - Aft fuselage, Sta. 244 to Sta 352, top left	1	31-5 to 31-734 inclusive
	40766-14	E	* SKIN - Aft fuselage, Sta. 244 to Sta. 352, top left	1	31-735 and up
	40766-03	A	* SKIN - Aft fuselage, Sta. 244 to Sta. 352, top right	1	31-5 to 31-734 inclusive
	40766-15		* SKIN - Aft fuselage, Sta. 244 to Sta. 352, top right	1	31-735 to 31-7401220 inclusive
	40766-20		* SKIN - Aft fuselage, Sta. 244 to Sta. 352, top right	1	31-7401221 and up
-41	40766-04	A	* SKIN - Aft fuselage, Sta 244 to Sta. 352, bottom left	1	31-5 to 31-734 inclusive
	40766-16	E	* SKIN - Aft fuselage, Sta 244 to Sta. 352, bottom left	1	31-735 and up
	40766-05	A	* SKIN - Aft fuselage, Sta. 244 to Sta. 352, bottom right	1	31-5 to 31-734 inclusive
	40766-17		* SKIN - Aft fuselage, Sta. 244 to Sta. 352, bottom right	1	31-735 to 31-7401220 inclusive
	40766-22	H	* SKIN - Aft fuselage, Sta. 244 to Sta. 352, bottom right	1	31-7401221 and up
	40766-23	J	* SKIN - Aft fuselage, Sta 244 to Sta. 352, bottom right	1	31-7912090 and up
-42	42828-00		* CHANNEL ASSEMBLY - Venturi reinforcement	1	
-43	40799-00		* REINFORCEMENT ASSEMBLY - Fuselage aft section, left	1	
	40799-01		* REINFORCEMENT ASSEMBLY - Fuselage aft section, right	1	
-44	42516-00		* GUSSET - Floor support	2	
-45	40692-00		* DOUBLER - Aft fuselage opening, Sta. 332	2	
-46	43013-00	A	* SUPPORT - Side panel, left	1	31-5 to 31-734 inclusive
	43013-04	E	* SUPPORT - Side panel, left	1	31-735 and up
	43013-01	A	* SUPPORT - Side panel, right	1	31-5 to 31-734 inclusive
	43013-05		* SUPPORT - Side panel, right	1	31-735 and up
-47	43013-02	A	* SUPPORT - Side panel, left	1	31-5 to 31-734 inclusive
-48	45040-00		* SECTION - Extrusion	6'	
-49	40719-00		* BRACKET - Elevator pulley, Sta. 244, left	1	
	40719-01		* BRACKET - Elevator pulley, Sta 244, right	1	
-50	53817-00		* FRAME ASSEMBLY - Access, right	1	31-7401221 and up
-51	484 293		* * RECEPTACLE - (214-160)	15	31-7401221 and up
-52	17317-03		* PLATE ASSEMBLY - Access hole reinforcing	1	
-53	52751-00		* CHANNEL ASSEMBLY - Support	1	31-7712001 and up
-54	49733-02		* PLATE ASSEMBLY - Antenna	1	31-7812001 and up
-55	52820-07		* BRACKET ASSEMBLY - Oxygen bottle support	1	31-7912090 and up
-56	52820-08		* BRACKET ASSEMBLY - Oxygen bottle support	1	31-7912090 and up
-57	52820-09		* BRACKET ASSEMBLY - Oxygen bottle support	1	31-7912090 and up
-58	52820-06		* BRACKET ASSEMBLY - Oxygen bottle support	1	31-7912090 and up
-59	52819-00		* CLIP - Oxygen bottle support	1	31-7912090 and up
-60	80033-07		* CLIP - Oxygen bottle support	2	31-7912090 and up
-61	42516-00	G	GUSSET - Floor support	2	31-7712001 and up
-62	53258-02	G	BRACKET ASSEMBLY - Floorboard support, forward	1	31-7712001 and up
	53258-04	G	BRACKET ASSEMBLY - Floorboard support, rear	1	31-7712001 and up
-63	53259-00	G	BRACKET ASSEMBLY - Floorboard support	1	31-7712001 and up
-64	42850-00		GUSSET - Mount, aft heater, rear	1	
	42849-00		GUSSET - Mount, aft heater, forward	1	
-65	42867-00		BRACKET - Mount, aft heater	1	
-66	40788-00		PLATE - Floorboard access (6" x 9")	1	
	43684-00		PLATE - Floorboard access (12" x 13")	1	
	43634-00		PLATE - Floorboard access (7" x 13")	1	

When ordering, always specify Part Number, Description and Serial Number of Aircraft

PIPER PARTS CATALOG

Figure and Index Number	Part Number	Code	NOMENCLATURE	No. Req.	SERIAL NUMBERS AFFECTED
20-67	45904-01		COVER ASSEMBLY - Fuselage access, right	1	31-7401221 and up
-68	43685-00	F	PLATE ASSEMBLY - Nordic blower adapter	1	
-69	40788-00		PLATE - Floorboard access	7	
-70	17318-03		COVER - Fuselage aft section access, right	1	
-71	40872-00		COVER - Fuselage aft section access	1	

When ordering, always specify Part Number, Description and Serial Number of Aircraft

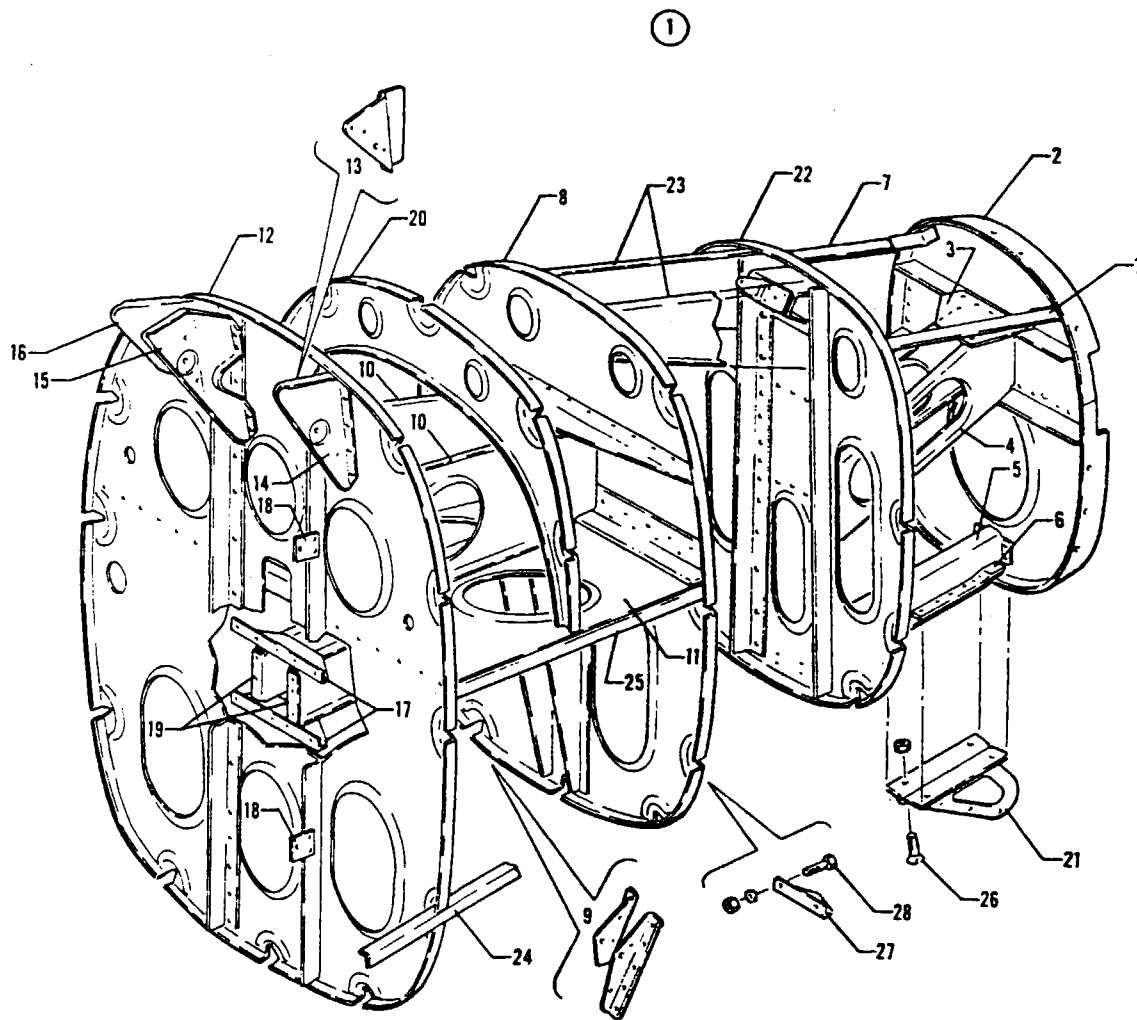


Figure 21. Fuselage Aft Section
(Sta. 317.75 to Sta. 352)

PIPER PARTS CATALOG

CODE EXPLANATIONS FOR FIGURE 21

- A - Fuselage Aft Section 44566-00 replaces Fuselage Aft Section 40708-00. Ascertain part number on plate, located on bulkhead at Sta 317.75, before ordering component parts.
- B - See Figure 20 for balance of component parts.
- C - Used on PA-31-300 and PA-31-310 only. See Figure 104 for PA-31-325 installation.
- D - Used if forward mounted oxygen bottle is installed.
- E - Used if aft mounted oxygen bottle is installed.

PIPER PARTS CATALOG

Figure and Index Number	Part Number	Code	NOMENCLATURE	No. Req.	SERIAL NUMBERS AFFECTED
21-1	40708-00	A,B	AFT SECTION - Fuselage	1	31-5 to 31-734 inclusive
	44566-00	B	AFT SECTION - Fuselage	1	31-735 to 31-7401220 inclusive
	44566-03	B,D	AFT SECTION - Fuselage	1	31-7401221 and up
	44566-05	B,E	AFT SECTION - Fuselage	1	31-7912090 and up
-2	40638-00		* BULKHEAD ASSEMBLY - Frame assembly, aft fuselage. Sta 352	1	
-3	40645-00		* * PLATE - Aft fuselage bracket attachment, Sta. 350	1	
-4	40646-00		* * BRACKET - Aft fuselage support, Sta. 342 5 to Sta 352, left	1	
	40646-01		* * BRACKET - Aft fuselage support, Sta. 342.5 to Sta. 352, right	1	
-5	44416-00		* * CHANNEL ASSEMBLY - Aft fuselage, Sta. 342.25 to Sta 352	1	
-6	40793099		* * PLATE - Tail skid reinforcement, left	1	
	40793-01		* * PLATE - Tail skid reinforcement, right	1	
-7	40640-00		* ANGLE ASSEMBLY - Aft fuselage access panel, Sta. 342 25 to Sta. 352, left	1	
	40640-01		* ANGLE ASSEMBLY - Aft fuselage access panel, Sta. 342.25 to Sta 352, right	1	
-8	40655-00		* BULKHEAD ASSEMBLY - Aft fuselage, Sta. 332	1	
-9	40730-02		* * BRACKET - Rudder tab pulley, Sta. 332, left	1	
	40730-03		* * BRACKET - Rudder tab pulley, Sta. 332, right	1	
-10	40632-00		* * STIFFENER - Bulkhead, Sta. 317.75 to Sta 332, left	1	
	40632-01		* * STIFFENER - Bulkhead, Sta. 317.75 to Sta. 332, right	1	
-11	40709-02		* * PLATE - Bulkhead stiffener, Sta. 317.75 to Sta. 332	1	
-12	40682-07		* BULKHEAD ASSEMBLY - Aft fuselage, Sta 317.75	1	31-5 to 31-734 inclusive
	40682-08		* BULKHEAD ASSEMBLY - Aft fuselage, Sta 317 75	1	31-735 and up
-13	40683-00		* * BRACKET - Rudder cable pulley, Sta. 317.75	1	
-14	41676-00		* * BRACKET - Rudder cable pulley, Sta. 317.75	1	
-15	40685-02		* * BRACKET - Rudder cable pulley, Sta. 317.75	1	
-16	41677-02		* * BRACKET - Rudder cable pulley, Sta. 317.75	1	
-17	40689-02		* * ANGLE - Aft fuselage channel attachment, Sta. 317 75, bottom	1	
	40689-03		* * ANGLE - Aft fuselage channel attachment, Sta 317.75, top	1	
-18	42595-00		* * PLATE - Tube support, Sta 317.75	2	
-19	40704-00		* BRACKET ASSEMBLY - Elevator bellcrank, Sta. 317 75, left	1	
	40704-01		* BRACKET ASSEMBLY - Elevator bellcrank, Sta 317 75, right	1	
-20	40716-00		* BULKHEAD - Aft fuselage, Sta. 325	1	
-21	40790-00		* SKID ASSEMBLY - Tail	1	
-22	40639-00	A	* BULKHEAD ASSEMBLY - Frame assembly, aft fuselage, Sta. 342.25	1	31-5 to 31-734 inclusive
	40639-07		* BULKHEAD ASSEMBLY - Frame assembly, aft fuselage, Sta. 342.25	1	31-735 and up
-23	40633-00		* STIFFENER - Aft fuselage bulkhead, Sta. 332 to Sta. 342, left	1	
	40633-01		* STIFFENER - Aft fuselage bulkhead, Sta. 332 to Sta. 342, right	1	
-24	40860-13		* STRINGER - Aft fuselage section (6' length)	1	
-25	40778-00		* ANGLE - Aft fuselage stiffener support, Sta. 317.75 to Sta. 332, left	1	
	40778-01		* ANGLE - Aft fuselage stiffener support, Sta 317.75 to Sta. 332, right	1	

When ordering, always specify Part Number, Description and Serial Number of Aircraft

PIPER PARTS CATALOG

Figure and Index Number	Part Number	Code	NOMENCLATURE	No. Req.	SERIAL NUMBERS AFFECTED
21-26	410 041		SCREW - (AN509-10R13)	4	
	404 887		NUT - (MS20365-1032C)	4	
-27	42390-00	C	BRACKET - Bungee spring attachment	1	
-28	400 440	C	BOLT - (AN3-6A)	2	
	407 564	C	WASHER - (AN960-10)	2	
	404 887	C	NUT - (MS20365-1032C)	2	

When ordering, always specify Part Number, Description and Serial Number of Aircraft

PIPER PARTS CATALOG

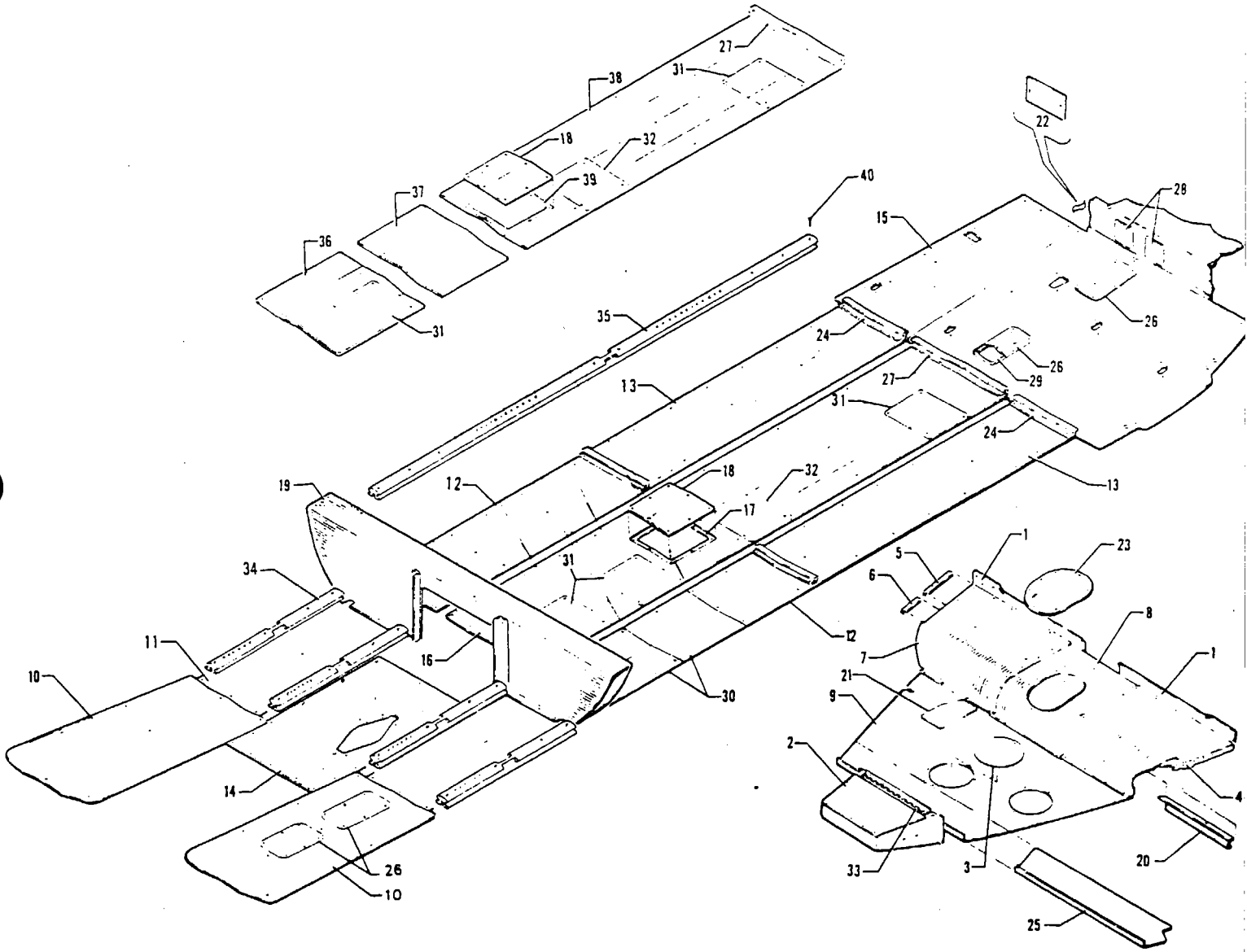


Figure 22 Floorboard Installation

REVISED MARCH 1983

1F11

PA 31 317
PA 31 311
PA 31 308

PIPER PARTS CATALOG

CODE EXPLANATIONS FOR FIGURE 22

- A - If existing part includes access hole, order Part No. 41490-04.
- B - Used on serial numbers 31-5 to 31-659 inclusive and 31-661 to 31-711 inclusive.
- C - See Figure 125 if air conditioning is installed.
- D - Used with air conditioning installation only.
- E - Used if side facing toilet is installed.

PIPER PARTS CATALOG

Figure and Index Number	Part Number	Code	NOMENCLATURE	No. Req	SERIAL NUMBERS AFFECTED
22-	41378 44742 41674		DRAWING - Floorboard Installation DRAWING - Floorboard Access Plate Installation DRAWING - Baggage Compartment Floorboard Installation		
-1	40864-00 40864-01		CHANNEL ASSEMBLY - Floorboard support, left, Sta 59 CHANNEL ASSEMBLY - Floorboard support, right, Sta 59	1 1	
-2	40966-00 44717-00	B	BRACKET ASSEMBLY - Battery mounting BRACKET ASSEMBLY - Battery mounting	1 1	31-660, 31-712 to 31-7401234 inclusive
	53959-00		BRACKET ASSEMBLY - Battery mounting	1	31-7401235 and up
-3	41494-00		COVER - Floorboard	2	
-4	41680-00		ANGLE ASSEMBLY - Floorboard attachment	1	
-5	41688-00		ANGLE ASSEMBLY - Floorboard attachment	1	
-6	41689-00		ANGLE ASSEMBLY - Floorboard attachment	1	
-7	41467-00		FLOORBOARD - Baggage compartment, left, Sta 45 31 to Sta 58 81	1	
	41493-00		FLOORBOARD - Baggage compartment, right, Sta 45 31 to Sta 58 81	1	31-5 to 31-7400985 inclusive, 31-7401201 to 31-7401221 incl
	41493-04		FLOORBOARD - Baggage compartment, right, Sta 45 31 to Sta 58 81	1	31-7400986 to 31-7401200 incl, 31-7401222 and up
-8	41445-00		FLOORBOARD ASSEMBLY - Baggage compartment, center, Sta 45 31 to Sta 58 81	1	
-9	43307-00		FLOORBOARD ASSEMBLY - Baggage compartment, center, Sta 26 03 to Sta 46	1	
-10	41009-00		FLOORBOARD ASSEMBLY - Left, Sta 81 to Sta 111 5	1	
	41009-01		FLOORBOARD ASSEMBLY - Right, Sta 81 to Sta 111 5	1	
-11	41007-00		FLOORBOARD - Outboard, left, Sta 111 5 to Sta 135	1	
	41007-01		FLOORBOARD - Outboard, right, Sta 111 5 to Sta 135	1	
-12	41616-00		FLOORBOARD ASSEMBLY - Outboard, left, Sta 140 to Sta 174	1	
	41616-01		FLOORBOARD ASSEMBLY - Outboard, right, Sta 140 to Sta 174	1	
-13	41489-02		FLOORBOARD - Outboard, Sta 174 to Sta 215	2	
-14	41016-00		FLOORBOARD ASSEMBLY - Sta 104 58 to Sta 129 30	1	
-15	41204-03		FLOORBOARD ASSEMBLY - Sta 215 to Sta 244	1	31-5 to 31-7612110 inclusive
	52750-00		FLOORBOARD ASSEMBLY - Sta 215 to Sta 244	1	31-7712001 and up
-16	41490-04	A	FLOORBOARD ASSEMBLY - Center, Sta 140 to Sta 215	1	31-5 to 31-84 inclusive
	44956-00		FLOORBOARD ASSEMBLY - Center, Sta 140 to Sta 215	1	31-85 to 31-7912048 inclusive
-17	43728-00		* REINFORCEMENT - Cover plate	1	31-5 to 31-7912048 incl
-18	43727-00		PLATE - Cover	1	
-19	40888-00		COVER ASSEMBLY - Wing spar	1	31-5 to 31-293 inclusive
	43903-00	C	COVER ASSEMBLY - Wing spar	1	31-294 and up
-20	40984-00		CHANNEL ASSEMBLY - Floorboard attachment, Sta 52 62	1	
-21	44418-00		PLATE - Access, transponder antenna cable	1	
-22	43526-00		PLATE - Ground fan cover	1	31-50 to 31-88 inclusive
	43628-00		PLATE - Ground fan cover	1	31-89 and up
-23	41868-00		COVER - Floorboard	1	
-24	41489-03		EXTRUSION - Trim	2	31-5 to 31-353 inclusive
-25	43312-00		PLATE - Cover, baggage compartment	1	
-26	40788-00		PLATE - Floorboard access	4	
-27	41490-03		EXTRUSION - Trim	1	31-5 to 31-353 inclusive
-28	42145-00		COVER - Oxygen outlet, Sta 244	2	31-5 to 31-49 inclusive
-29	43916-00		PLATE ASSEMBLY - Access hole reinforcement	1	31-294 and up

When ordering, always specify Part Number, Description and Serial Number of Aircraft

PIPER PARTS CATALOG

Figure and Index Number	Part Number	Code	NOMENCLATURE	No Req.	SERIAL NUMBERS AFFECTED
22-30	44734-00		PLATE - Floorboard access	2	
-31	44720-00		PLATE - Floorboard access	3	31-5 to 31-7912048 incl
	44720-00		PLATE - Floorboard access	2	31-7912049 and up
-32	44733-00		PLATE - Floorboard access	1	
-33	53967-03		HINGE - Battery door	1	31-7401235 and up
-34	41017-00		TRACK - Seat, Sta 111 50 to Sta 135	4	31-5 to 31-246 inclusive
	41017-02		TRACK - Seat, Sta 111 50 to Sta 135	4	31-247 to 31-900 inclusive
	53064-00		TRACK - Seat, Sta 111 50 to Sta 135	4	31-7300901 and up
	41017-02	D	TRACK - Seat, Sta 111 50 to Sta 135	4	31-7300901 to 31-7612040 incl
-35	41019-00		TRACK - Seat, Sta 140 to Sta 215	4	31-5 to 31-172 inclusive
	41019-02		TRACK - Seat, Sta 140 to Sta 215	4	31-173 and up
	41019-02	E	TRACK - Seat, Sta 140 to Sta 215, left	2	
	44944-04	E	TRACK - Seat, Sta 140 to Sta 215, right	2	
-36	44956-04		FLOORBOARD - Center, Sta 140 to Sta 151 30	1	31-7912049 and up
-37	44956-03		FLOORBOARD - Center, Sta 151 30 to Sta 162 91	1	31-7912049 and up
-38	44956-06		FLOORBOARD ASSEMBLY - Center, Sta 162 91 to Sta 215	1	31-7912049 and up
-39	43728-00		* REINFORCEMENT - Cover plate	1	31-7912049 and up
-40	410 032		SCREW - Seat track (MS24694-S58)	AR	

When ordering, always specify Part Number, Description and Serial Number of Aircraft

PIPER PARTS CATALOG

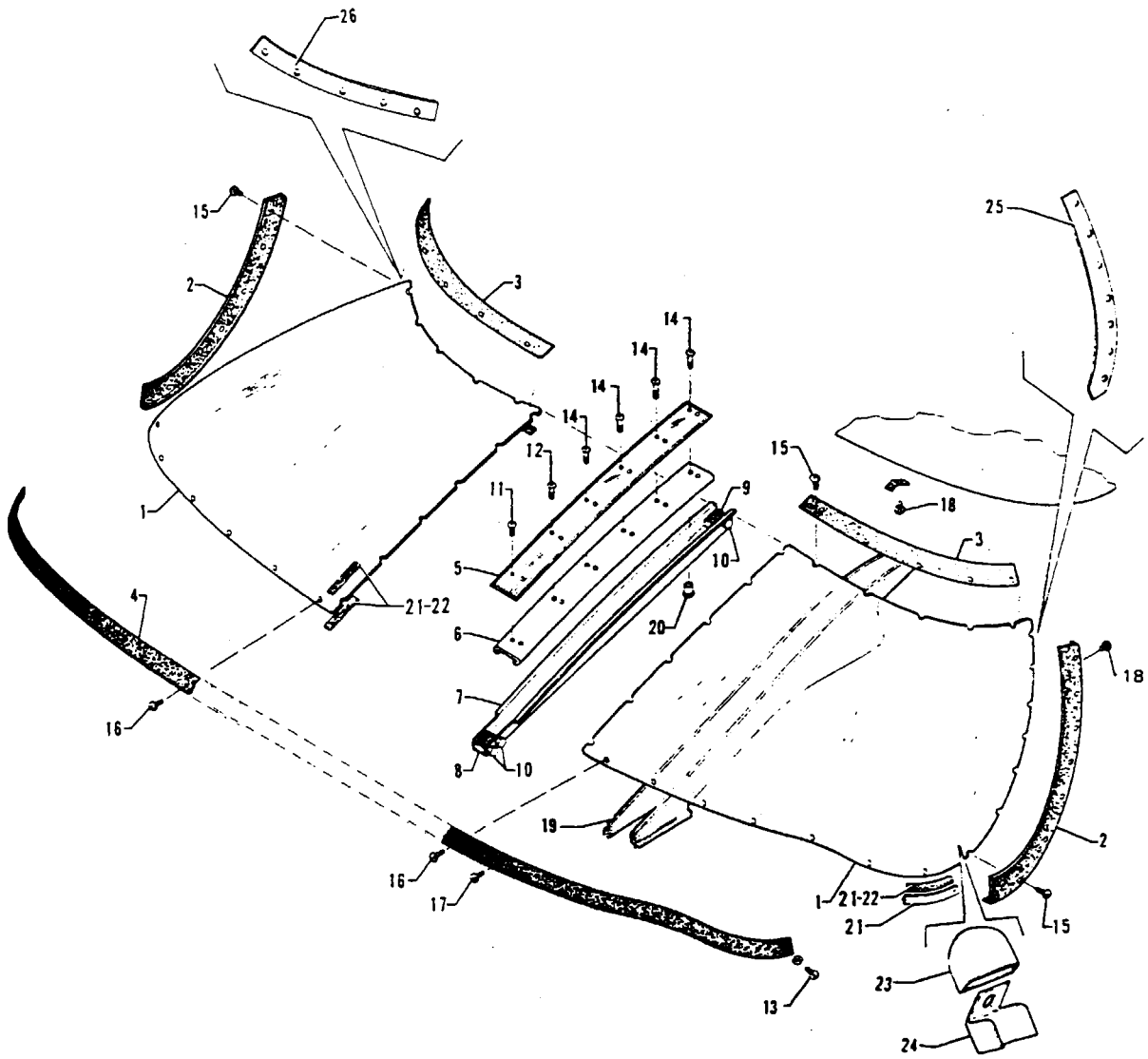


Figure 23 Windshield Installation

REVISED MARCH 1983

1F15

PA 31 300
PA 31 310
PA 31 320

PIPER PARTS CATALOG

CODE EXPLANATIONS FOR FIGURE 23

- A - See Figure 13 if pilot door is installed.
- B - Used if heated windshield is not installed.
- C - Used if heated windshield is installed.
- D - Used on PA-31-310 airplanes only.
- E - Used on PA-31-310 and PA-31-325 airplanes with serial numbers 31-7512006 to 31-7612043 inclusive.
- F - Also used on PA-31-310 and PA-31-325 with serial numbers 31-7512006 to 31-7612043 inclusive if heated windshield is installed

PIPER PARTS CATALOG

Figure and Index Number	Part Number	Code	Nomenclature	No. Req.	Serial Numbers Affected
23-	41738 42637		DRAWING - Windshield Installation DRAWING - Heated Windshield Installation		
-1	41590-00 41543-00 41590-01		WINDSHIELD - Left WINDSHIELD - Left, heated (494 666) WINDSHIELD - Right	1 1 1	
-2	41738-02 41738-03	A	STRIP - Retaining, windshield side, left STRIP - Retaining, windshield side, right	1 1	
-3	41738-04 41738-05		STRIP - Retaining, windshield top, left STRIP - Retaining, windshield top, right	1 1	
-4	41673-00		COLLAR - Windshield	1	
-5	41672-00		TRIM STRIP - Windshield center	1	
-6	40936-00		PLATE - Windshield center support	1	
-7	40909-00		CHANNEL ASSEMBLY - Windshield center	1	
-8	40907-03		BLOCK - Windshield channel, center, bottom	1	
-9	40907-02		BLOCK - Windshield channel, center, top	1	
-10	400 446 407 564 404 835		BOLT - (AN3-16A) WASHER - (AN960-10) NUT - (MS20364-1032C)	3 3 3	
-11	415 261		SCREW - (8-32 x 3/4 L.)	2	
-12	415 267		SCREW - (8-32 x 1 1/2 L.)	2	
-13	415 260		SCREW - (8-32 x 5/8 L.)	2	
-14	415 269		SCREW - (8-32 x 2 L.)	8	
-15	415 260 404 910		SCREW - (8-32 x 5/8 L.) NUT - (MS20365-832C)	22 22	
-16	414 427 494 118		SCREW - (MS24693-52B) WASHER - (A-3135-017-443)	18 18	
-17	414 427 494 118		SCREW - (MS24693-52B) WASHER - (A-3135-017-443)	16 16	
-18	415 518 404 909		SCREW - (MS35206-228) NUT - (MS20365-632C)	28 28	
-19	42583-00 43522-00 54330-02 54330-03 43522-00	B,D C,D B,E F	COVER - Windshield channel trim COVER - Windshield channel trim COVER ASSEMBLY - Windshield channel trim COVER ASSEMBLY - Windshield channel trim COVER - Windshield channel trim	1 1 1 1 1	31-5 to 31-7512005 inclusive 31-5 to 31-7512005 inclusive 31-7612044 to 31-7712103 incl. 31-7812001 and up
-20	18359-00		NUT - Windshield, center	10	
-21	914 047		SEALANT - (2 1/2 ounce) PRC-1422 B2	AR	
-22	924 355 180 400	C B	TAPE - Vinyl sponge roll (542) 1" x 1/16" TAPE - Vinyl sponge roll (163) 1" x 1/32"	1 1	
-23	43762-00	C	COVER - Heated windshield terminal	1	
-24	43763-00	C	BRACKET - Windshield terminal cover	1	
-25	73143-02		SHIM - Windshield, side	AR	31-8312010 and up
-26	73143 03		SHIM - Windshield, top	AR	31-8312010 and up

When ordering, always specify Part Number, Description, and Serial Number of Aircraft

PIPER PARTS CATALOG

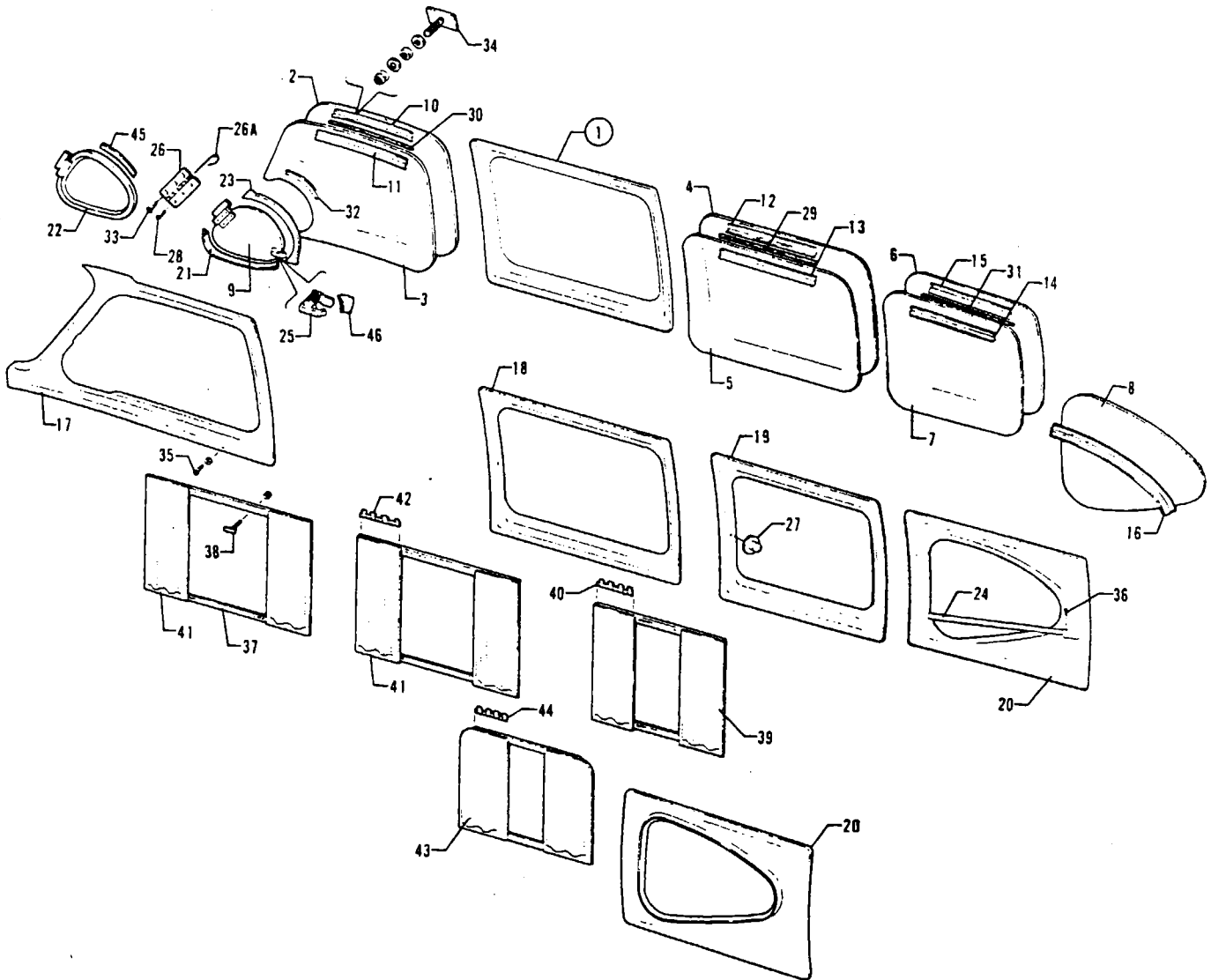


Figure 24. Window Installation
 (Serial Nos. 31-5 to 31-7612110 inclusive)

PIPER PARTS CATALOG

CODE EXPLANATIONS FOR FIGURE 24

- A - See Figure 25 for component parts
- B - Serial number of aircraft must be supplied when ordering this part.
- C - See Figure 31 and 32 if pilot door is installed
- D - When ordering, specify color blue, gold or apricot

PIPER PARTS CATALOG

Figure and Index Number	Part Number	Code	NOMENCLATURE	No Req.	SERIAL NUMBERS AFFECTED
24-	41550		DRAWING - Window Installation		31-5 to 31-900 inclusive
	53436		DRAWING - Window Installation		31-7300901 to 31-7612110 incl
	42185		DRAWING - Curtain Installation		31-5 to 31-900 inclusive
	53379		DRAWING - Curtain Installation		31-7300901 to 31-7612110 incl
	43891		DRAWING - Tinted Window Installation		
-1	41558-00	A	WINDOW ASSEMBLY - Emergency exit	1	31-5 to 31-751 inclusive
	41558-02	A	WINDOW ASSEMBLY - Emergency exit	1	31-752 to 31-900 inclusive
-2	55259-21	A,B	WINDOW ASSEMBLY - Emergency exit	1	31-7300901 and up
	41558-03	A	WINDOW ASSEMBLY - Emergency exit (tinted)	1	31-752 to 31-900 inclusive
	41558-05	A,B	WINDOW ASSEMBLY - Emergency exit (tinted)	1	31-7300901 and up
-3	41293-02	C	WINDOW - Front, left, outer	1	
	41293-03	C	WINDOW - Front, right, outer	1	
-4	41293-04	C	WINDOW - Front, left and right, inner	2	
	41293-06	C	WINDOW - Front, left and right, inner (tinted)	2	
-5	41294-02		WINDOW - Center front left, center left and right, outer	3	
	41294-03		WINDOW - Center front left, center left and right, inner	3	
-6	41294-04		WINDOW - Center front left, center left and right, inner (tinted)	3	
	41295-03		WINDOW - Center rear, right, outer	1	
-7	41295-04		WINDOW - Center rear, right, inner	1	
	41295-06		WINDOW - Center rear, right, inner (tinted)	1	
-8	41296-00		WINDOW - Rear, left	1	
	41296-02		WINDOW - Rear, left (tinted)	1	
	41296-01		WINDOW - Rear, right	1	
-9	41296-03		WINDOW - Rear, right (tinted)	1	
	41284-00	C	WINDOW - Storm, left	1	
-10	41284-01	C	WINDOW - Storm, right	1	
	41357-02	C	STRIP - Window retainer, front, left, outer	1	
-11	41357-03	C	STRIP - Window retainer, front, right, outer	1	
	41357-04	C	STRIP - Window retainer, front, left, inner	1	
-12	41357-05	C	STRIP - Window retainer, front, right, inner	1	
	41425-02		STRIP - Window retainer, center front left, center left and right, outer	3	
-13	41425-03		STRIP - Window retainer, center front left, center left and right, inner	3	
	41335-04		STRIP - Window retaining, rear center, right, inner	1	
-14	41335-05		STRIP - Window retaining, rear center, right, outer	1	
	41330-00		STRIP - Window retaining, rear, left	1	
-15	41330-01		STRIP - Window retaining, rear, right	1	
	41406-00	C	MOULDING - Window, front, left	1	31-5 to 31-751 inclusive
-16	41406-02	C	MOULDING - Window, front, left	1	31-752 to 31-900 inclusive
	53375-00	B,C	MOULDING - Window, front, left	1	31-7300901 and up
-17	41406-01		MOULDING - Window, front, right	1	31-5 to 31-751 inclusive
	41406-03		MOULDING - Window, front, right	1	31-752 to 31-900 inclusive
-18	53375-01	B	MOULDING - Window, front, right	1	31-7300901 and up
	41407-00		MOULDING - Window, center front left, center left and right	3	31-5 to 31-751 inclusive
-19	41407-03		MOULDING - Window, center front left, center left and right	3	31-752 to 31-900 inclusive
	53215-02	B	MOULDING - Window, center left and right	2	31-7300901 and up
-20	53215-03	B	MOULDING - Window, center front left	1	31-7300901 and up
	41409-00		MOULDING - Window, rear center, right	1	31-5 to 31-751 inclusive
-21	41409-02		MOULDING - Window, rear center, right	1	31-752 to 31-900 inclusive
	53206-00	B	MOULDING - Window, rear center, right	1	31-7300901 and up

When ordering, always specify Part Number, Description and Serial Number of Aircraft

PIPER PARTS CATALOG

Figure and Index Number	Part Number	Code	NOMENCLATURE	No. Req.	SERIAL NUMBERS AFFECTED
24-20	41410-00		MOULDING - Window, rear, left	1	31-5 to 31-751 inclusive
	41410-02		MOULDING - Window, rear, left	1	31-752 to 31-900 inclusive
	53220-00	B	MOULDING - Window, rear, left	1	31-7300901 and up
	41410-01		MOULDING - Window, rear, right	1	31-5 to 31-751 inclusive
	41410-03		MOULDING - Window, rear, right	1	31-752 to 31-900 inclusive
	53220-01	B	MOULDING - Window, rear, right	1	31-7300901 and up
-21	41282-00	C	RETAINER - Storm window moulding, left	1	
	41282-01		RETAINER - Storm window moulding, right	1	
-22	42669-00	C	RING ASSEMBLY - Storm window support, left	1	
	42669-01		RING ASSEMBLY - Storm window support, right	1	
-22a	187 528		* SEAL - Support ring (P. N. 3103-11)	1	
-23	41279-00	C	PLATE - Storm window interior trim	2	
-24	42128-00		TUBE - Window guard	1	
-25	460 044	C	FASTENER ASSEMBLY - (62-99-191-10)	2	
-26	42617-00	C	HINGE ASSEMBLY - Storm window (non-removable pin)	2	
	53060-02	C	HINGE ASSEMBLY - Storm window (removable pin)	2	
-26a	43796-00		* PIN - Storm window hinge, removable	1	
-27	460 039		EYELET - Curtain (D-1983)	12	
	460 038		STUD - Curtain (D-4366)	12	
-28	415 535		SCREW - (MS35206-245)	6	
	18359-00		NUT - Storm window	6	
-29	80045-08		STRIP - Rubber, window, center front left, center left and right	3	
-30	80045-09	C	STRIP - Rubber, window, front left and right	2	
-31	80045-10		STRIP - Rubber, window, rear center, right	1	
-32	80045-11	C	STRIP - Rubber, storm window	2	
-33	415 533		SCREW - (MS35206-243)	6	
-34	44103-00		STUD - Window retainer attachment	104	
	407 562		WASHER - (AN960-6)	208	
	404 594		NUT - (MS20341-6S)	104	
	81342-71		WASHER - Retainer attachment	104	
	404 909		NUT - (MS20365-632C)	104	
-35	415 245		SCREW - (6-32 x 5/8) Oval	48	
	494 102		WASHER - (C-394)	48	
-36	424 052		COTTER PIN - (MS24665-134)	2	
-37	149 392		TRACK - Curtain	3	
-38	47494-00		STUD ASSEMBLY - Curtain track	60	
	404 596		NUT - (MS20341-4S)	60	
-39	42194-00		CURTAIN ASSEMBLY - Center rear window, front right, beige	1	31-5 to 31-353 inclusive
	42194-03		CURTAIN ASSEMBLY - Center rear window, front right, white	1	31-354 to 31-900 inclusive
	42194-05	D	CURTAIN ASSEMBLY - Center rear window, front right	1	31-752 to 31-900 inclusive
	53176-00	B	CURTAIN ASSEMBLY - Center rear window, front right	1	31-7300901 and up
	42195-00		CURTAIN ASSEMBLY - Center rear window, rear right, beige	1	31-5 to 31-353 inclusive
	42195-03		CURTAIN ASSEMBLY - Center rear window, rear right, white	1	31-354 to 31-900 inclusive
	42195-05	D	CURTAIN ASSEMBLY - Center rear window, rear right	1	31-752 to 31-900 inclusive
	53177-00	B	CURTAIN ASSEMBLY - Center rear window, rear right	1	31-7300901 and up
-40	180 428		* TAPE - Slider (XCT-25) 1/4" glides	3	
-41	42187-00		CURTAIN ASSEMBLY - Center front and center windows, beige	8	31-5 to 31-353 inclusive
	42187-03		CURTAIN ASSEMBLY - Center front and center windows, white	8	31-354 to 31-900 inclusive
	42187-05	D	CURTAIN ASSEMBLY - Center front and center windows	8	31-752 to 31-900 inclusive
	53186-00	B	CURTAIN ASSEMBLY - Center front and center windows	8	31-7300901 and up
-42	180-428		* TAPE - Slider (XCT-25) 1/4" glides	3	

When ordering, always specify Part Number, Description and Serial Number of Aircraft

PIPER PARTS CATALOG

Figure and Index Number	Part Number	Code	NOMENCLATURE	No Req	SERIAL NUMBERS AFFECTED	
24-43	42329-00		CURTAIN ASSEMBLY - Door window, front, beige	1	31-5 to 31-353 inclusive	
	42329-03		CURTAIN ASSEMBLY - Door window, front, white	1	31-354 to 31-900 inclusive	
	42329-05	D	CURTAIN ASSEMBLY - Door window, front	1	31-752 to 31-900 inclusive	
	53189-00	B	CURTAIN ASSEMBLY - Door window, front	1	31-7300901 and up	
	42330-00		CURTAIN ASSEMBLY - Door window, rear, beige	1	31-5 to 31-353 inclusive	
	42330-03		CURTAIN ASSEMBLY - Door window, rear, white	1	31-354 to 31-900 inclusive	
	42330-05	D	CURTAIN ASSEMBLY - Door window, rear	1	31-752 to 31-900 inclusive	
	53190-00	B	CURTAIN ASSEMBLY - Door window, rear	1	31-7300901 and up	
	-44	180 428		* TAPE - Slider (XCT-25) 1/4" glides	3'	
	-45	189 715		TAPE - (PVC, PMS-K0003, Type 1) 1/8" x 1/4"	3'	
-46	53880-00		PLATE - Storm window fastener, left	1		
	53880-01		PLATE - Storm window fastener, right	1		

When ordering, always specify Part Number, Description and Serial Number of Aircraft

PIPER PARTS CATALOG

GRIDS 1F23 THRU 1F24
INTENTIONALLY LEFT BLANK

Revised February 18, 1994

1F23

PIPER PARTS CATALOG

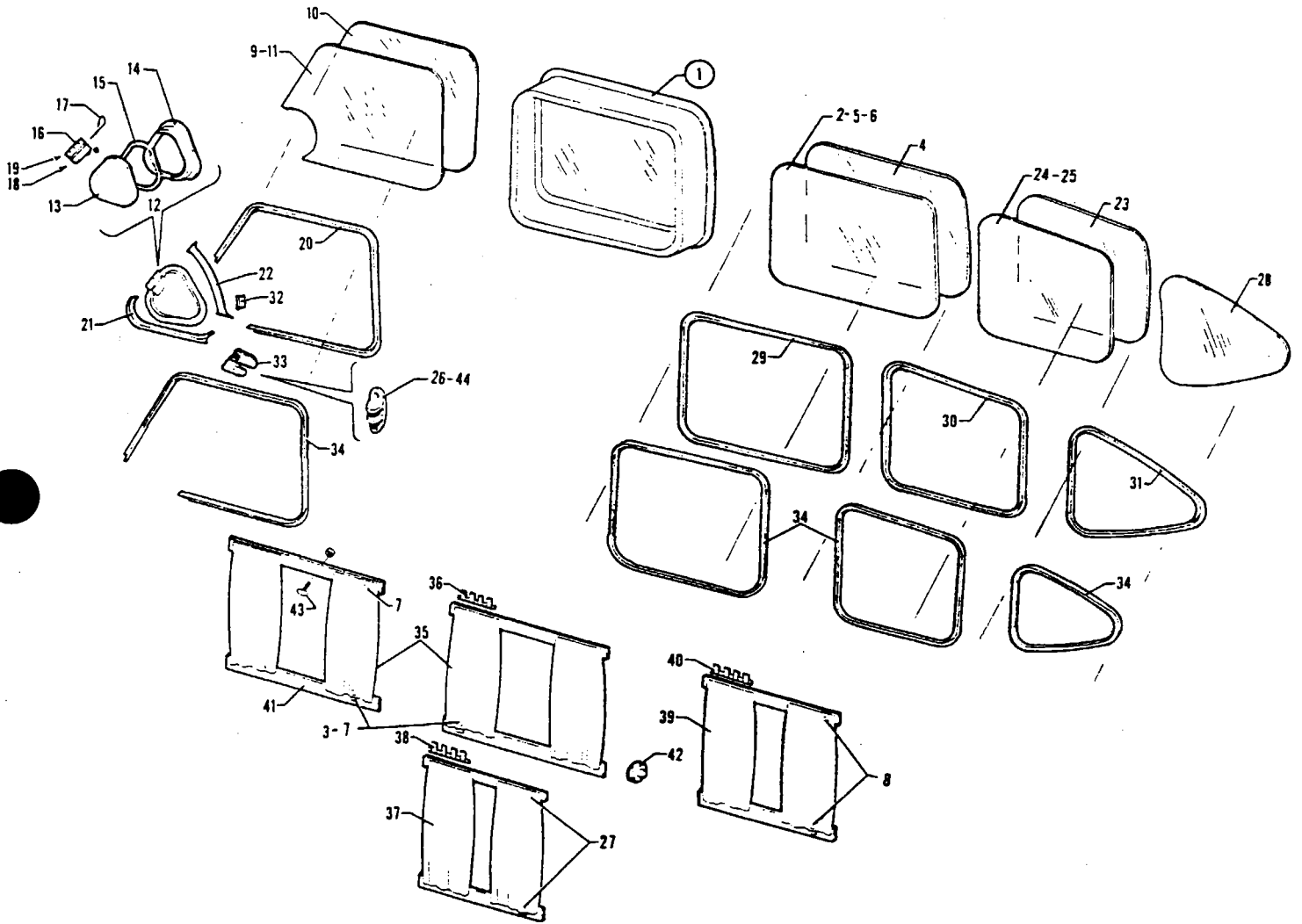


Figure 24A. Window Installation
(Serial Nos 31-7712001 and up)

PIPER PARTS CATALOG

CODE EXPLANATIONS FOR FIGURE 24A

- A - See Figure 25 for component parts.
- B - See Figures 31 and 32, and if pilot door is installed.
- C - Serial number of aircraft must be supplied when ordering this part.

PIPER PARTS CATALOG

Figure and Index Number	Part Number	Code	NOMENCLATURE	No. Req.	SERIAL NUMBERS AFFECTED
24A-	43891 55400 55960 71692 54711		DRAWING - Tinted Window Installation DRAWING - Cabin Interior Finishing Installation DRAWING - Cabin Interior Finishing Installation DRAWING - Cabin Interior Finishing Installation DRAWING - Window Installation		31-7712001 to 31-7812033 incl 31-7812034 to 31-7912124 incl 31-8012001 and up
-1	55259-21 55259-23	A A	WINDOW ASSEMBLY - Emergency exit WINDOW ASSEMBLY - Emergency exit, tinted	1 1	
-2	55258-04		WINDOW - Center window, rear, right side, inner	1	
-3	462 884		GLIDE - Curtain, right side (G3)	AR	31-8112002 and up
-4	41294-02		WINDOW - Center front and rear, left side, center rear, right side, outer	3	
-5	55258-05		WINDOW - Center front and rear, left side; center rear, right side, tinted	3	
-6	55258-04		WINDOW - Center window, front and rear, left side, inner	2	
-7	462 884		GLIDE - Curtain, left side (G3)	AR	31-8112002 and up
-8	462 884		GLIDE - Curtain, right side	AR	31-8112002 and up
-9	55267-06	B	WINDOW - Front window, inner, clear	1	
-10	41293-02 41293-03	B B	WINDOW - Front, left, outer WINDOW - Front, right, outer	1 1	
-11	55267-07	B	WINDOW - Front, left and right, inner, tinted	2	
-12	43480-00 43480-01	B B	WINDOW ASSEMBLY - Storm, left WINDOW ASSEMBLY - Storm, right	1 1	
-13	41284-00 41284-01	B B	* WINDOW - Storm, left * WINDOW - Storm, right	1 1	
-14	42669-00 42669-01	B B	* RING ASSEMBLY - Storm window support, left * RING ASSEMBLY - Storm window support, right	1 1	
-15	187 528		* * SEAL - Support ring (P. N 3103-11)	1	
-16	53060-02		* HINGE ASSEMBLY - Storm window	1	
-17	43796-00		* * PIN - Storm window hinge	1	
-18	18359-00 415 535		* NUT - Storm window hinge * SCREW - (MS35206-245)	3 3	
-19	415 533		* SCREW - (MS35206-243)	3	
-20	54710-04 54710-05		RETAINER - Window, front, left, outer RETAINER - Window, front, right, outer	1 1	
-21	41282-00 41282-01		RETAINER - Storm window moulding, left RETAINER - Storm window moulding, right	1 1	
-22	41279-02		PLATE - Storm window interior trim	2	
-23	41295-09		WINDOW - Center rear, right, outer	1	
-24	55254-05		WINDOW - Center rear, right, tinted	1	
-25	55254-04		WINDOW - Center rear, right, inner	1	
-26	71574-02 71711-02 71711-04		CLIP - Storm window latch PLATE - Storm window latch PLATE - Storm window latch	2 2 2	31-8012031 to 31-8112001 incl 31-8112002 to 31-8312015 incl 31-8312016 and up
-27	462 884		GLIDE - Curtain (G3)	AR	31-8112002 and up
-28	41296-00 41296-02 41296-01 41296-03		WINDOW - Rear, left WINDOW - Rear, left, tinted WINDOW - Rear, right WINDOW - Rear, right, tinted	1 1 1 1	
-29	54710-07		RETAINER - Center, forward and aft, left, center, aft, right	3	

When ordering, always specify Part Number, Description and Serial Number of Aircraft

PIPER PARTS CATALOG

Figure and Index Number	Part Number	Code	NOMENCLATURE	No. Req	SERIAL NUMBERS AFFECTED
24A-30	54710-08		RETAINER - Rear, right	1	
-31	54710-10		RETAINER - Rear, left	1	
	54710-11		RETAINER - Rear, right	1	
-32	53880-00		PLATE - Storm window fastener, left	1	
	53880-01		PLATE - Storm window fastener, right	1	
-33	460 044		FASTENER ASSEMBLY - (62-99-191-10)	2	
-34	45506-00		MOULDING - Window extruded (72" long)	AR	
-35	53186-03	C	CURTAIN ASSEMBLY - Center front and center windows	8	31-7712001 to 31-7812033 incl
	49258-05	C	CURTAIN ASSEMBLY - Center front and center windows	8	31-7812034 to 31-8112001 incl
	71696-17	C	CURTAIN ASSEMBLY - Center front and center windows	8	31-8112002 and up
-36	180 428		* TAPE - Slider (XCT-25) 1/4" glides	3'	31-7712001 to 31-8112001 incl
-37	53189-03	C	CURTAIN ASSEMBLY - Door window, forward	1	31-7712001 to 31-7812033 incl
	49259-02	C	CURTAIN ASSEMBLY - Door window, forward	1	31-7812034 to 31-8112001 incl
	71696-21	C	CURTAIN ASSEMBLY - Door window, forward	1	31-8112002 and up
	53190-03	C	CURTAIN ASSEMBLY - Door window, aft	1	31-7712001 to 31-7812033 incl
	49273-02	C	CURTAIN ASSEMBLY - Door window, aft	1	31-7812034 to 31-8112001 incl
	71696-22	C	CURTAIN ASSEMBLY - Door window, aft	1	31-8112002 and up
-38	180 428		* TAPE - Slider (XCT-25) 1/4" glides	3'	31-7712001 to 31-8112001 incl
-39	53176-03	C	CURTAIN ASSEMBLY - Rear window, right, forward	1	31-7712001 to 31-7812033 incl
	49258-02	C	CURTAIN ASSEMBLY - Rear window, right, forward	1	31-7812034 to 31-8112001 incl
	71696-19	C	CURTAIN ASSEMBLY - Rear window, right, forward	1	31-8112002 and up
	53177-03	C	CURTAIN ASSEMBLY - Rear window, right, aft	1	31-7712001 to 31-7812033 incl
	49258-03	C	CURTAIN ASSEMBLY - Rear window, right, aft	1	31-7812034 to 31-8112001 incl
	71696-20	C	CURTAIN ASSEMBLY - Rear window, right, aft	1	31-8112002 and up
-40	180 428		* TAPE - Slider (XCT-25) 1/4" glides	3'	31-7712001 to 31-8112001 incl
-41	149 392		TRACK - Curtain	3'	
-42	460 039		EYELET - Curtain (D-1983)	12	
	460 038		STUD - Curtain (D-4366)	12	31-7712001 to 31-7912124 incl
	487 663		STUD - Curtain (BS12303)	12	31-8012001 and up
-43	47494-00		STUD ASSEMBLY - Curtain track	60	
	81342-71		WASHER	60	
	404 596		NUT - (MS20341-4S)	60	
-44	71064-02		LOCK - Storm window latch, left	1	31-8012001 to 31-8012030 incl
	71064-03		LOCK - Storm window latch, right	1	31-8012001 to 31-8012030 incl

When ordering, always specify Part Number, Description and Serial Number of Aircraft

PIPER PARTS CATALOG

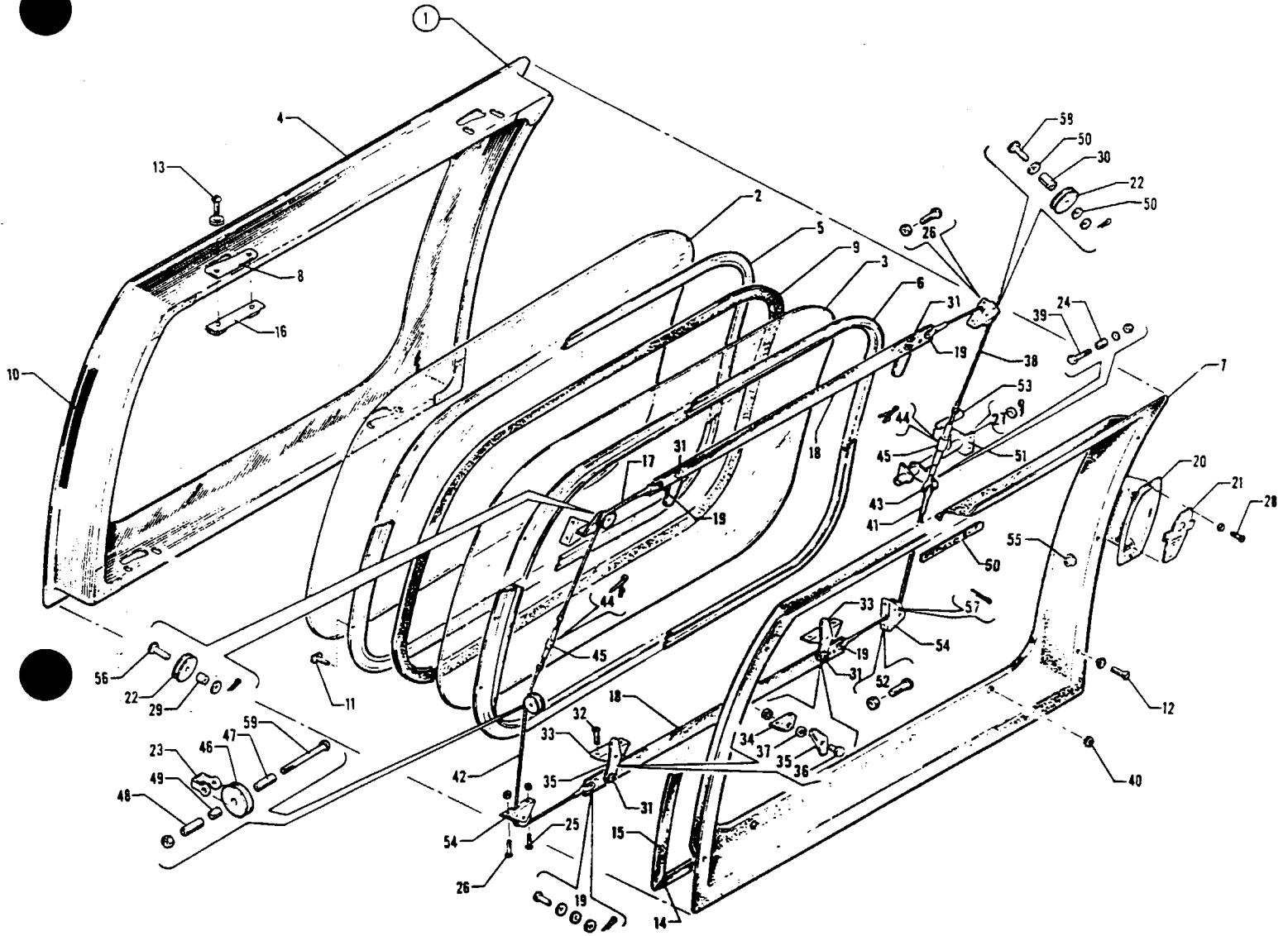


Figure 25 Emergency Exit Window Installation

PIPER PARTS CATALOG

CODE EXPLANATIONS FOR FIGURE 25

- A - Serial number of aircraft must be supplied when ordering this part
- B - Used on serial numbers 31-5 to 31-300 inclusive, 31-303 to 31-389 inclusive
- C - Used on serial numbers 31-301, 31-302 and 31-390 and up
- D - Used if emergency exit window assembly incorporates 18 inner window attachment studs
- E - Used if emergency exit window assembly incorporates 10 inner window attachment studs

PIPER PARTS CATALOG

Figure and Index Number	Part Number	Code	NOMENCLATURE	No. Req.	SERIAL NUMBERS AFFECTED
25-	41550 53436 55259 41633 43891		DRAWING - Window Installation DRAWING - Window Installation DRAWING - Window Installation DRAWING - Emergency Exit Window Mechanism Installation DRAWING - Tinted Window Installation		31-5 to 31-900 inclusive 31-7300901 to 31-7612110 incl 31-7712001 and up
-1	41558-00 41558-02 55259-21 41558-03 41558-05 55259-23	A	WINDOW ASSEMBLY - Emergency exit WINDOW ASSEMBLY - Emergency exit WINDOW ASSEMBLY - Emergency exit WINDOW ASSEMBLY - Emergency exit, tinted WINDOW ASSEMBLY - Emergency exit, tinted WINDOW ASSEMBLY - Emergency exit, tinted	1 1 1 1 1 1	31-5 to 31-751 inclusive 31-752 to 31-900 inclusive 31-7300901 and up 31-752 to 31-900 inclusive 31-7300901 to 31-7612110 incl 31-7712001 and up
-2	41294-02		* WINDOW - Emergency exit, outer	1	
-3	41294-03 55258-04 41294-04 55258-05	D E	* WINDOW - Emergency exit, inner * WINDOW - Emergency exit, inner * WINDOW - Emergency exit, inner, tinted * WINDOW - Emergency exit, inner, tinted	1 1 1 1	31-752 to 31-7612110 incl 31-7712001 and up
-4	41426-00 41426-08	D E	* FRAME ASSEMBLY - Emergency exit window * FRAME ASSEMBLY - Emergency exit window	1 1	
-5	41425-02 54710-07	D E	* STRIP - Window retainer, outer * RETAINER - Window, outer	1 1	
-6	41425-03	D	* STRIP - Window retainer, inner	1	
-7	41407-02 41407-04 53215-03 55259-17	A,D E	* MOULDING - Emergency exit window * MOULDING - Emergency exit window * MOULDING - Emergency exit window * MOULDING - Emergency exit window	1 1 1 1	31-5 to 31-751 inclusive 31-752 to 31-900 inclusive 31-7300901 and up 31-7300901 and up
-8	41285-00		* PLATE - Emergency exit window lock	4	
-9	80045-08 45506-00	D E	* STRIP - Rubber, emergency exit window * MOULDING - Window, extruded (72" long)	1 AR	
-10	19063-02 187 531	B C	* MOULDING - Emergency exit window * MOULDING - Emergency exit window (VS80545-1 Rev B)	AR AR	
-11	44103-00 407 562 404 594 404 909 81342-71	D D D D D	* STUD - Window retainer attachment * WASHER - (AN960-6) * NUT - (MS20341-6S) * NUT - (MS20365-632C) * WASHER - Window retainer	18 36 18 18 18	
-12	414 750 494 102		* SCREW - (6-32 x 5/8) * WASHER - (C-394)	6 6	
-13	415 535 407 120		* SCREW - (MS35206-245) * WASHER - (AN936-88)	8 8	
-14	13945-93		* STRIP - Weather, emergency exit	2	
-15	13945-94 56983-02		* STRIP - Weather, emergency exit * STRIP - Weather, emergency exit	2 2	31-5 to 31-7912124 incl 31-8012001 and up
-16	43864-00		* PLATE ASSEMBLY - Striker plate attachment	4	
-17	43575-04		CABLE ASSEMBLY - Emergency exit release, top front	1	
-18	41048-03		LINK - Emergency exit cable	2	
-19	424 174 407 564 407 584 424 051		PIN - (MS20392-2C11) WASHER - (AN960-10) WASHER - (AN960-10L) PIN - Cotter (MS24665-132)	4 4 4 4	
-20	53181-00		MOULDING - Emergency exit release	1	

When ordering, always specify Part Number, Description and Serial Number of Aircraft

PIPER PARTS CATALOG

Figure and Index Number	Part Number	Code	NOMENCLATURE	No. Req.	SERIAL NUMBERS AFFECTED
25-21	41307-00		COVER ASSEMBLY - Emergency exit release	1	
-22	20534-00		PULLEY - Emergency exit window	4	
-23	43570-00		GUARD - Pulley	1	
-24	42571-10		BUSHING - Emergency exit window	1	
-25	415 535		SCREW - (MS35206-245)	1	
	407 563		WASHER - (AN960-8)	1	
	404 910		NUT - (MS20365-832C)	1	
-26	415 533		SCREW - (MS35206-243)	3	
	404 910		NUT - (MS20365-832C)	3	
-27	407 569		WASHER - (AN960-816)	1	
	424 052		COTTER PIN - (MS24665-134)	1	
-28	419 690		SCREW - (6 x 1/2 L)	2	
	494 102		WASHER - (C-394)	2	
-29	14843-34		BUSHING - Emergency exit window	1	
-30	14175-108		BUSHING - Emergency exit window	3	
-31	424 173		PIN - Flat head (MS20392-2C9)	4	
	407 564		WASHER - (AN960-10)	4	
	424 051		COTTER PIN - (MS24665-132)	4	
-32	415 535		SCREW - (MS35206-245)	8	
	404 910		NUT - (MS20365-832C)	8	
-33	43200-00		LATCH ASSEMBLY - Emergency exit	4	
-34	40976-00		* BRACKET - Emergency exit window	1	
-35	22612-00		* ARM - Door lock, emergency exit window	1	
-36	22613-00		* RIVET - Door lock, emergency exit window	1	
-37	407 565		* WASHER - (AN960-416)	1	
	407 585		* WASHER - (AN960-416L)	1	
-38	43575-02		CABLE ASSEMBLY - Emergency exit release, top rear	1	
-39	400 441		BOLT - (AN3-7A)	1	
	407 584		WASHER - (AN960-10L)	3	
	404 887		NUT - (MS20365-1032C)	1	
-40	453 694		BUTTON - Plug (D3005-B)	4	
-41	43574-00		CABLE ASSEMBLY - Emergency exit release, bottom rear	1	
-42	43575-03		CABLE ASSEMBLY - Emergency exit release, bottom front	1	
-43	461 131		TERMINAL - Fork (NAS645-16RS)	1	
-44	454 867		CLIP - Safety (NAS651-16S)	4	
-45	452 009		BARREL - Turnbuckle (NAS649-B16S)	2	
-46	43568-00		PULLEY - Emergency exit cable	1	
-47	42571-11		BUSHING - Emergency exit cable	1	
-48	42571-12		BUSHING - Emergency exit cable	1	
-49	42571-13		BUSHING - Emergency exit cable	1	
-50	407 565		WASHER - (AN960-416)	3	
	407 585		WASHER - (AN960-416L)	3	
-51	43573-00		BRACKET - Emergency exit handle	1	
-52	415 538		SCREW - (MS35206-248)	2	
	404 910		NUT - (MS20365-832C)	2	
-53	40979-00		HANDLE ASSEMBLY - Emergency exit release	1	
-54	40977-00		BRACKET - Emergency exit pulley	3	
-55	460 039		EYELET - Curtain (D-1983)	2	31-7712001 and up
	460 038		STUD - Curtain (D-4566)	2	31-7712001 to 31-7912124 incl
	487 663		STUD - Curtain (BS12303)	2	31-8012001 and up
-56	424 175		PIN - Flat head (MS20392-2C13)	1	
	407 564		WASHER - (AN960-10)	1	
	424 051		COTTER PIN - (MS24665-132)	1	
-57	424 052		COTTER PIN - (MS24665-134)	5	
-58	424 177		PIN - Flat head (MS20392-2C17)	3	
	407 565		WASHER - (AN960-416)	6	
	407 584		WASHER - (AN960-10L)	3	
	424 051		COTTER PIN - (MS24665-132)	1	

When ordering, always specify Part Number, Description and Serial Number of Aircraft

PIPER PARTS CATALOG

Figure and Index Number	Part Number	Code	NOMENCLATURE	No. Req.	SERIAL NUMBERS AFFECTED
25-59	400 935		BOLT - (AN24-52A)	1	
	407 585		WASHER - (AN960-416L)	1	
	404 836		NUT - (MS20364-428C)	1	
-60	80363-02		PLACARD - Emergency exit	1	31-7512006 and up

When ordering, always specify Part Number, Description and Serial Number of Aircraft

PIPER PARTS CATALOG

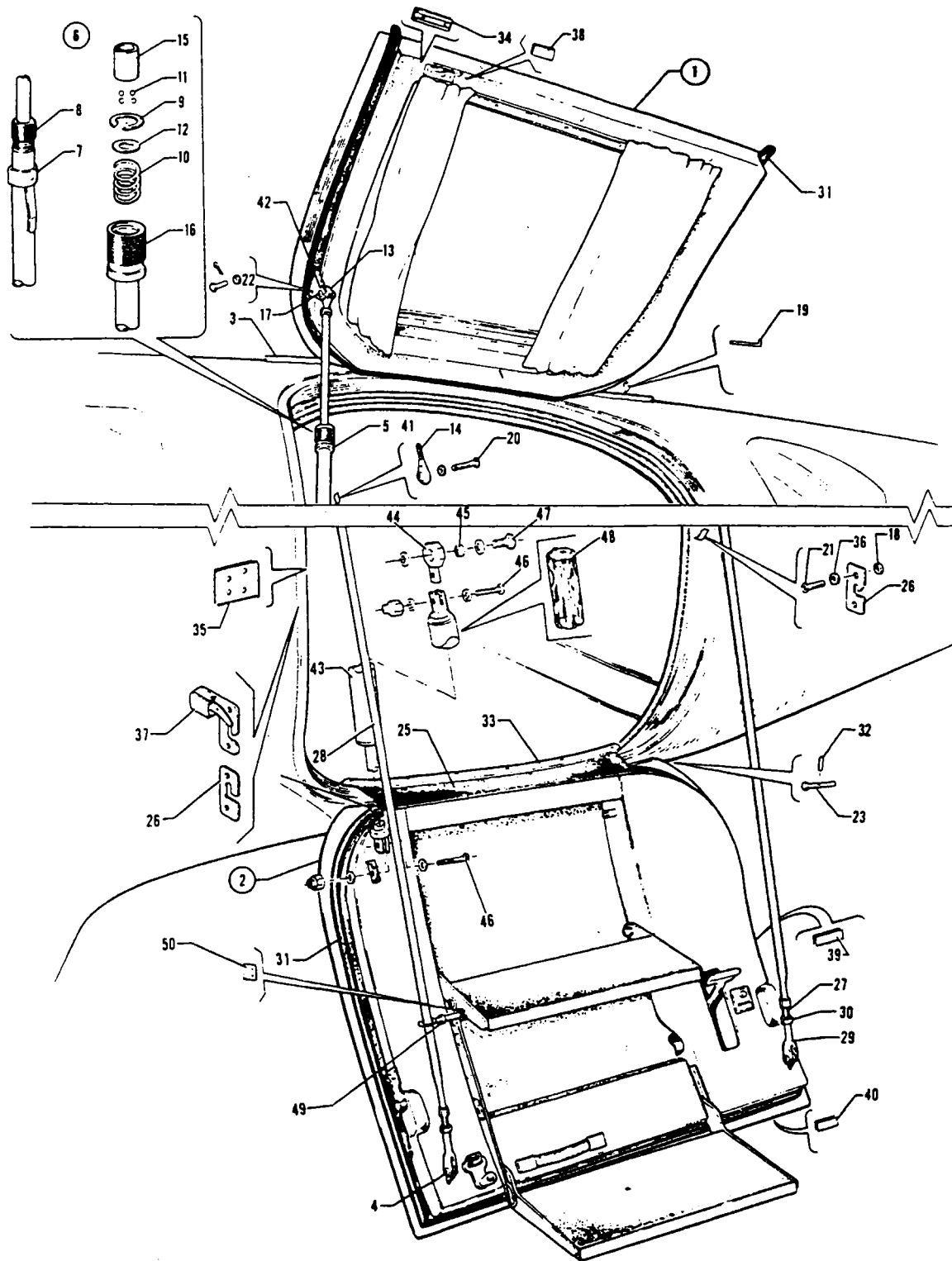


Figure 26 Cabin Entrance Door Installation

PIPER PARTS CATALOG

CODE EXPLANATIONS FOR FIGURE 26

- A - See Figure 27 for component parts
- B - See Figure 28 for component parts
- C - Used on serial numbers 31-5 to 31-104 inclusive if Kit 760 202 has been installed.
- D - Not available Order Part No 43853-00 as a replacement
- E - Used on support assembly which incorporates a push type release spring only
- F - Used on support assembly which incorporates a knurled release sleeve only
- G - When ordering, specify color red, blue, gold or rawhide
- H - Serial number of aircraft must be supplied when ordering this part.
- J - See Figure 30 if cargo door is installed
- K - Order part for serial numbers 31-7401221 and up if Cabin Door Latch Mechanism Modification Kit 760 852 has been installed per Service Letter 739
- L - Used on aircraft with serial number 31-5 to 31-7512029 inclusive if Cabin Door Safety Latch Installation Kit 760 927 has been installed per Service Letter 739
- M - Used if plate assembly has been installed per Service Letter No 803.
- N - Used on aircraft that comply with C A A (United Kingdom) requirements

PIPER PARTS CATALOG

Figure and Index Number	Part Number	Code	NOMENCLATURE	No. Req	SERIAL NUMBERS AFFECTED
26-	41818 53335		DRAWING - Cabin Entrance Door Installation DRAWING - Cabin Entrance Door Installation		31-5 to 31-900 inclusive 31-7300901 and up
-1	41668-00 41668-02 41668-04 41668-06 54714-02 54714-12 54714-18 41668-03 41668-05 41668-07 54714-03 54714-13 54714-19	A,H A,H A,H A,H A,H A,H A,H A,H A,H A,H A,H A,H A,H A,H	DOOR ASSEMBLY - Entrance, upper, complete DOOR ASSEMBLY - Entrance, upper, complete DOOR ASSEMBLY - Entrance, upper, complete DOOR ASSEMBLY - Entrance, upper, complete DOOR ASSEMBLY - Entrance, upper, complete DOOR ASSEMBLY - Entrance, upper, complete DOOR ASSEMBLY - Entrance, upper, complete DOOR ASSEMBLY - Entrance, upper, complete (tinted) DOOR ASSEMBLY - Entrance, upper, complete (tinted) DOOR ASSEMBLY - Entrance, upper, complete (tinted) DOOR ASSEMBLY - Entrance, upper, complete (tinted) DOOR ASSEMBLY - Entrance, upper, complete (tinted) DOOR ASSEMBLY - Entrance, upper, complete (tinted) DOOR ASSEMBLY - Entrance, upper, complete (tinted)	1 1 1 1 1 1 1 1 1 1 1 1 1 1	31-5 to 31-751 inclusive 31-752 to 31-900 inclusive 31-7300901 to 31-7512029 incl 31-7512030 to 31-7612110 incl 31-7712001 to 31-8112077 incl 31-8212001 to 31-8212036 incl 31-8312001 and up 31-752 to 31-900 inclusive 31-7300901 to 31-7512029 incl 31-7512030 to 31-7612110 incl 31-7712001 to 31-8112077 incl 31-8212001 to 31-8212036 incl 31-8312001 and up
-2	42294-00 44346-02 44346-03 44346-04 44346-05 44346-14 53296-05 53296-10 53296-12 53296-15 53296-18 53296-20	B B B B B B,G B,H B,H B,H B,H B,H B,H	DOOR ASSEMBLY - Entrance, lower, complete DOOR ASSEMBLY - Entrance, lower, complete, beige DOOR ASSEMBLY - Entrance, lower, complete, white DOOR ASSEMBLY - Entrance, lower, complete, blue DOOR ASSEMBLY - Entrance, lower, complete, marigold DOOR ASSEMBLY - Entrance, lower, complete DOOR ASSEMBLY - Entrance, lower, complete DOOR ASSEMBLY - Entrance, lower, complete DOOR ASSEMBLY - Entrance, lower, complete DOOR ASSEMBLY - Entrance, lower, complete DOOR ASSEMBLY - Entrance, lower, complete DOOR ASSEMBLY - Entrance, lower, complete	1 1 1 1 1 1 1 1 1 1 1 1	31-5 to 31-654 inclusive 31-655 to 31-751 inclusive 31-655 to 31-751 inclusive 31-655 to 31-751 inclusive 31-655 to 31-751 inclusive 31-752 to 31-900 inclusive 31-7300901 to 31-7512029 incl 31-7512030 to 31-7612110 incl 31-7712001 31-7712002 to 31-8212036 incl 31-8312001 to 31-8312018 incl 31-8312019 and up
-3	44349-00		GUTTER - Rain	1	
-4	43584-00 407 134 407 566 411 528	C C C C	NUT - Special WASHER - (AN936-A8) WASHER - (AN960-516) SCREW - (MS35207-259)	2 2 4 2	31-105 and up 31-105 and up 31-105 and up 31-105 and up
-5	43132-00 43853-00	D D	SUPPORT ASSEMBLY - Upper door SUPPORT ASSEMBLY - Upper door	1 1	31-5 to 31-179 inclusive 31-180 to 31-8112077 incl
-6	760 203	E	* KIT - Door support bushing replacement	1	
-7	43129-00	E	* RELEASE ASSEMBLY - Door support	1	
-8	477 714	E	* NUT - Coupling (A3276)	1	
-9	484 783	F	* RING - Snap (N5000-77)	1	
-10	43850-00	F	* SPRING - Support assembly	1	
-11	452 036	F	* BEARING - Ball (MS19059-8)	4	
-12	40559-21	F	* WASHER - Support assembly	1	
-13	452 357		* BEARING - Rod end (M34-14)	1	
-14	452 383		* BEARING ASSEMBLY - Rod end (24166-00)	1	
-15	14843-114	F	* BUSHING - (Teflon) Upper door support	1	
-16	43851-00	F	* SLEEVE - Door support adjusting	1	
-17	400 674 406 702		BOLT - (AN23-12) NUT - Cap (22K1-02)	1 1	31-5 to 31-8112077 incl 31-5 to 31-8112077 incl
-18	80122-111		WASHER - Door latch	AR	
-19	43515-00		PIN - Door hinge	2	
-20	43107-02 400 915 407 565 74072-02 43107-03 400 909 407 565	C C C C C C C	BOLT - Upper door support, front BOLT - (AN24-25A) Front WASHER - (AN960-416) Front STUD - Ball, door support, upper, front BOLT - Upper door support, rear BOLT - (AN24-19A) Rear WASHER - (AN960-416) Rear	1 1 1 1 1 1 1	31-5 to 31-104 inclusive 31-105 to 31-8112077 incl 31-105 to 31-8112077 incl 31-8212001 and up 31-5 to 31-104 inclusive 31-105 and up 31-105 and up
-21	410 076		SCREW - (MS24694-S103)	4	

When ordering, always specify Part Number, Description and Serial Number of Aircraft

PIPER PARTS CATALOG

Figure and Index Number	Part Number	Code	NOMENCLATURE	No. Req.	SERIAL NUMBERS AFFECTED
26-22	424 174		PIN - (AN393-11)	2	31-5 to 31-104 inclusive
	407 564		WASHER - (AN960-10)	2	31-5 to 31-104 inclusive
	424 051		PIN - Cotter (AN380-2-2)	2	31-5 to 31-104 inclusive
-23	43481-00		PIN - Special, door hinge	2	
-24	43321-00		STRIP - Seal retainer	1	
-25	43325-00		COVER - Lower door hinge	1	
-26	41256-00	K	PLATE - Door latch	2	31-5 to 31-7401220 inclusive
	41256-02		PLATE - Door latch	2	31-7401221 and up
-27	43162-00		CHAIN ASSEMBLY - Lower door support, front	1	31-5 to 31-104 inclusive
	44523-02		CABLE ASSEMBLY - Lower door support, front	1	31-105 to 31-8212036 incl
	44523-04		CABLE ASSEMBLY - Lower door support, front	1	31-8312001 and up
	43142-00		CHAIN ASSEMBLY - Lower door support, rear	1	31-5 to 31-104 inclusive
	44523-03	J	CABLE ASSEMBLY - Lower door support, rear	1	31-105 and up
-28	43143-00		* COVER - Door support chain	1	31-5 to 31-104 inclusive
-29	52847-00		* CLEVIS - Special	1	
-30	52846-00		* NUT - Special	1	
-31	187 527		SEAL - Extrusion (130342)	14	
-32	480 688		PIN - Roll (59-012-062-0500)	2	
-33	43319-00		PLATE - Threshold	1	31-5 to 31-104 inclusive
	43581-00		PLATE - Threshold	1	31-105 to 31-7401220 inclusive
	54087-00		PLATE - Threshold	1	31-7401221 and up
-34	71188-02	L	LATCH ASSEMBLY - Door	1	31-7512030 and up
-35	54245-02	L	PLATE - Door latch striker	1	31-7512030 and up
-36	42245-02		WASHER - Door latch plate	4	
-37	55633-03	M	PLATE ASSEMBLY - Door catch (complete)	1	
-38	71450-05	N	DECAL - "OPEN-LOCK"	1	31-7912123 and up
-39	71450-04	N	DECAL - "PULL HERE"	1	31-7912123 and up
-40	71450-03	N	DECAL - "PRESS HERE"	1	31-7912123 and up
-41	74044-03		SUPPORT ASSEMBLY - Upper door	1	31-8212001 and up
-42	43164-00		PLATE - Upper door support	1	31-5 to 31-8112077 incl
	74069-03		PLATE ASSEMBLY - Upper door support	1	31-8212001 and up
-43	487 038		SNUBBER - Lower cabin door (500890-2)	1	31-8312001 and up
-44	74196-04		ADAPTER ASSEMBLY - Snubber attachment	1	31-8312001 and up
-45	452 353		* BEARING - (LSS-4)	1	31-8312001 and up
-46	400 675		BOLT - (AN23-13)	2	31-8312001 and up
	407 584		WASHER - (AN960-10L)	4	31-8312001 and up
	406 702		NUT - (22K1-02)	2	31-8312001 and up
-47	400 905		BOLT - (AN24-15A)	1	31-8312001 and up
	407 565		WASHER - (AN960-416)	1	31-8312001 and up
	14175-46		BUSHING	1	31-8312001 and up
-48	73106-02		SLEEVE - Door snubber	1	31-8312001 and up
-49	71974-16		PULL-OUT ASSEMBLY - Door steps extender	1	31-8312001 and up
-50	71974-23		SPACER - Door steps extender	1	31-8312001 and up

When ordering, always specify Part Number, Description and Serial Number of Aircraft

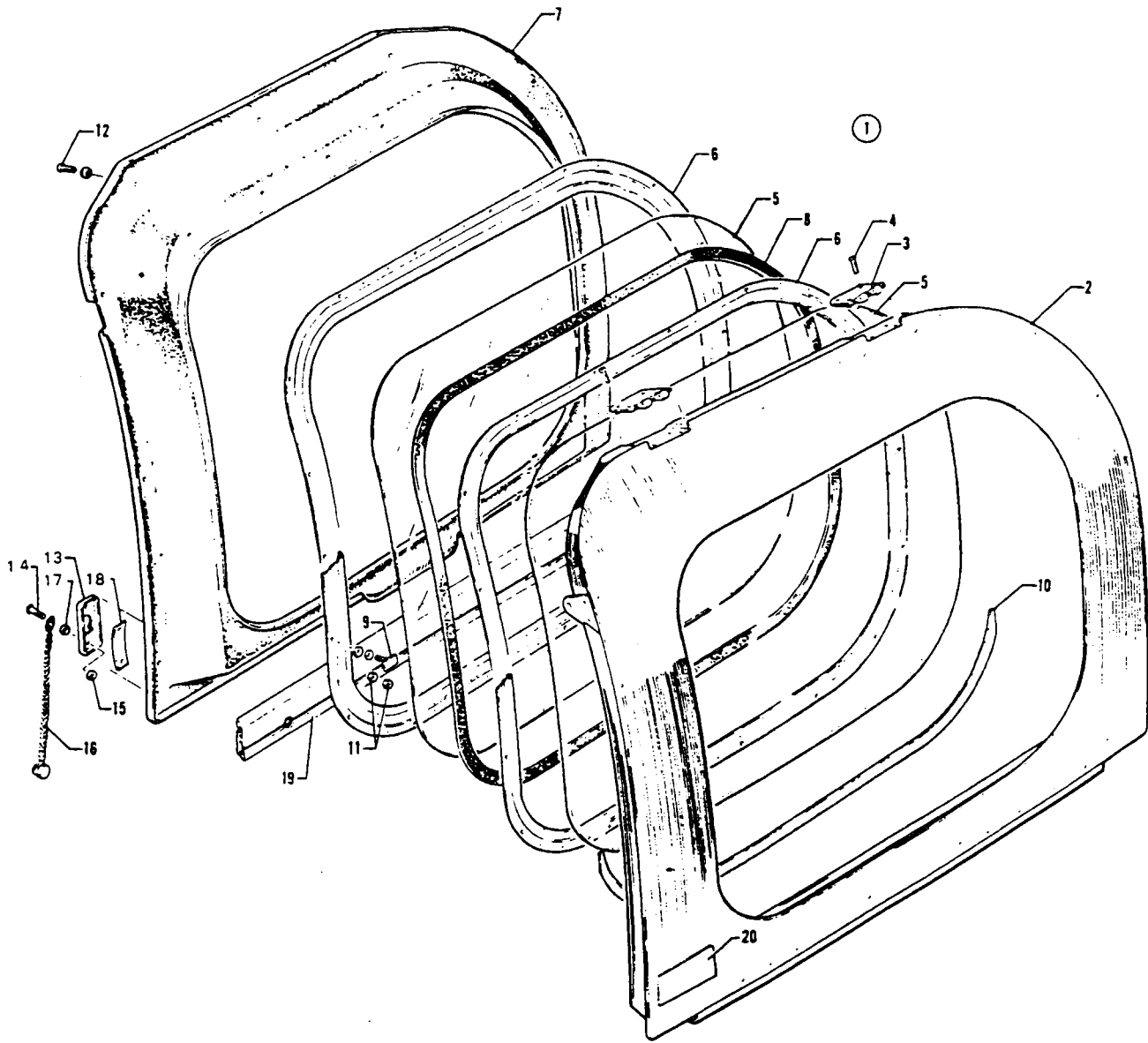


Figure 27 Upper Cabin Entrance Door

PIPER PARTS CATALOG

CODE EXPLANATIONS FOR FIGURE 27

- A - Serial number of aircraft must be supplied when ordering this part
- B - Used on serial numbers 31-5 to 31-551 inclusive, 31-553 to 31-555 inclusive and 31-557
- C - Used on aircraft that comply with C A A (United Kingdom) requirements

PIPER PARTS CATALOG

Figure and Index Number	Part Number	Code	NOMENCLATURE	No Req	SERIAL NUMBERS AFFECTED	
27-1	41668-00	A	DOOR ASSEMBLY - Entrance, upper, complete	1	31-5 to 31-751 inclusive	
	41668-02	A	DOOR ASSEMBLY - Entrance, upper, complete	1	31-752 to 31-900 inclusive	
	41668-04	A	DOOR ASSEMBLY - Entrance, upper, complete	1	31-7300901 to 31-7512029 incl	
	41668-06	A	DOOR ASSEMBLY - Entrance, upper, complete	1	31-7512030 to 31-7612110 incl	
	54714-02	A	DOOR ASSEMBLY - Entrance, upper, complete	1	31-7712001 to 31-8112077 incl	
	54714-12	A	DOOR ASSEMBLY - Entrance, upper, complete	1	31-8212001 to 31-8212036 incl	
	54714-18	A	DOOR ASSEMBLY - Entrance, upper, complete	1	31-8312001 and up	
	41668-03	A	DOOR ASSEMBLY - Entrance, upper, complete (tinted)	1	31-752 to 31-900 inclusive	
	41668-05	A	DOOR ASSEMBLY - Entrance, upper, complete (tinted)	1	31-7300901 to 31-7512029 incl	
	41668-07	A	DOOR ASSEMBLY - Entrance, upper, complete (tinted)	1	31-7512030 to 31-7612110 incl	
	54714-03	A	DOOR ASSEMBLY - Entrance, upper, complete (tinted)	1	31-7712001 to 31-8112077 incl	
	54714-13	A	DOOR ASSEMBLY - Entrance, upper, complete (tinted)	1	31-8212001 to 31-8212036 incl	
	54714-19	A	DOOR ASSEMBLY - Entrance, upper, complete (tinted)	1	31-8312001 and up	
	-2	41529-00		* DOOR ASSEMBLY - Entrance, upper	1	31-5 to 31-7512029 inclusive
		41529-06		* DOOR ASSEMBLY - Entrance, upper	1	31-7512030 to 31-7612110 incl
		41529-07		* DOOR ASSEMBLY - Entrance, upper	1	31-7712001 to 31-8112077 incl
		41529-08		* DOOR ASSEMBLY - Entrance, upper	1	31-8212001 and up
	-3	41420-03		* * HINGE HALF - Upper door	2	
	-4	416 785		* * SCREW - (AN507-1032R8)	8	
-5	41295-02		* WINDOW - Cabin door, outer	1		
	41295-04		* WINDOW - Cabin door, inner	1	31-5 to 31-7612110 inclusive	
	54714-05		* WINDOW - Cabin door, inner	1	31-7712001 and up	
	41295-06		* WINDOW - Cabin door, inner (tinted)	1	31-752 to 31-7612110 inclusive	
	54714-06		* WINDOW - Cabin door, inner (tinted)	1	31-7712001 and up	
	-6	41335-02		* STRIP - Cabin door window, inboard	1	31-5 to 31-7612110 inclusive
41335-03			* STRIP - Cabin door window, outboard	1	31-5 to 31-7612110 inclusive	
54714-07			* RETAINER - Cabin door window, outboard	1	31-7712001 and up	
-7	41408-00		* MOULDING - Entrance door window	1	31-5 to 31-751 inclusive	
	41408-02		* MOULDING - Entrance door window	1	31-752 to 31-900 inclusive	
	53278-00	A	* MOULDING - Entrance door window	1	31-7300901 to 31-7512029 incl	
	53278-02	A	* MOULDING - Entrance door window	1	31-7512030 to 31-7612110 incl	
-8	54714-04	A	* MOULDING - Entrance door window	1	31-7712001 and up	
	80045-10		* STRIP - Rubber, entrance door window	1	31-5 to 31-7612110 incl	
-9	45506-00		* MOULDING - Window, extruded (72" long)	1	31-7712001 and up	
-10	44103-00		* STUD - Window retainer attachment	18	31-5 to 31-7612110 inclusive	
-11	42084-00		* PLATE - Shim, window retainer	1	31-5 to 31-7612110 inclusive	
-12	404 909		* NUT - (MS20365-632C)	18	31-5 to 31-7612110 inclusive	
	404 594		* NUT - (MS20341-6S)	18	31-5 to 31-7612110 inclusive	
	407 562		* WASHER - (AN960-6)	36	31-5 to 31-7612110 inclusive	
	415 245		* SCREW - (6-32 x 5/8)	10		
-13	494 102		* WASHER - (C-394)	10		
	41873-02		* PLATE - Door safety anchor	1	31-5 to 31-7512029 inclusive	
-14	400 678	B	* BOLT - (AN23-16)	1		
	407 564	B	* WASHER - (AN960-10)	2		
-15	80012-109	B	* BUSHING - Door safety chain	1		
-16	41875-00	B	* CHAIN ASSEMBLY - Door safety chain	1		
-17	41413-60	B	* BUSHING - Door support	1		
-18	43513-00		* SPRING - Safety chain latch	1	31-5 to 31-7512029 inclusive	
-19	149 211		* TRACK - Curtain window	3'	31-5 to 31-8112001 incl	
	149 392		* TRACK - Curtain window	3'	31-8112002 and up	
-20	71450-02	C	DECAL - Door, open	1	31-7912123 and up	

When ordering, always specify Part Number, Description and Serial Number of Aircraft

PIPER PARTS CATALOG

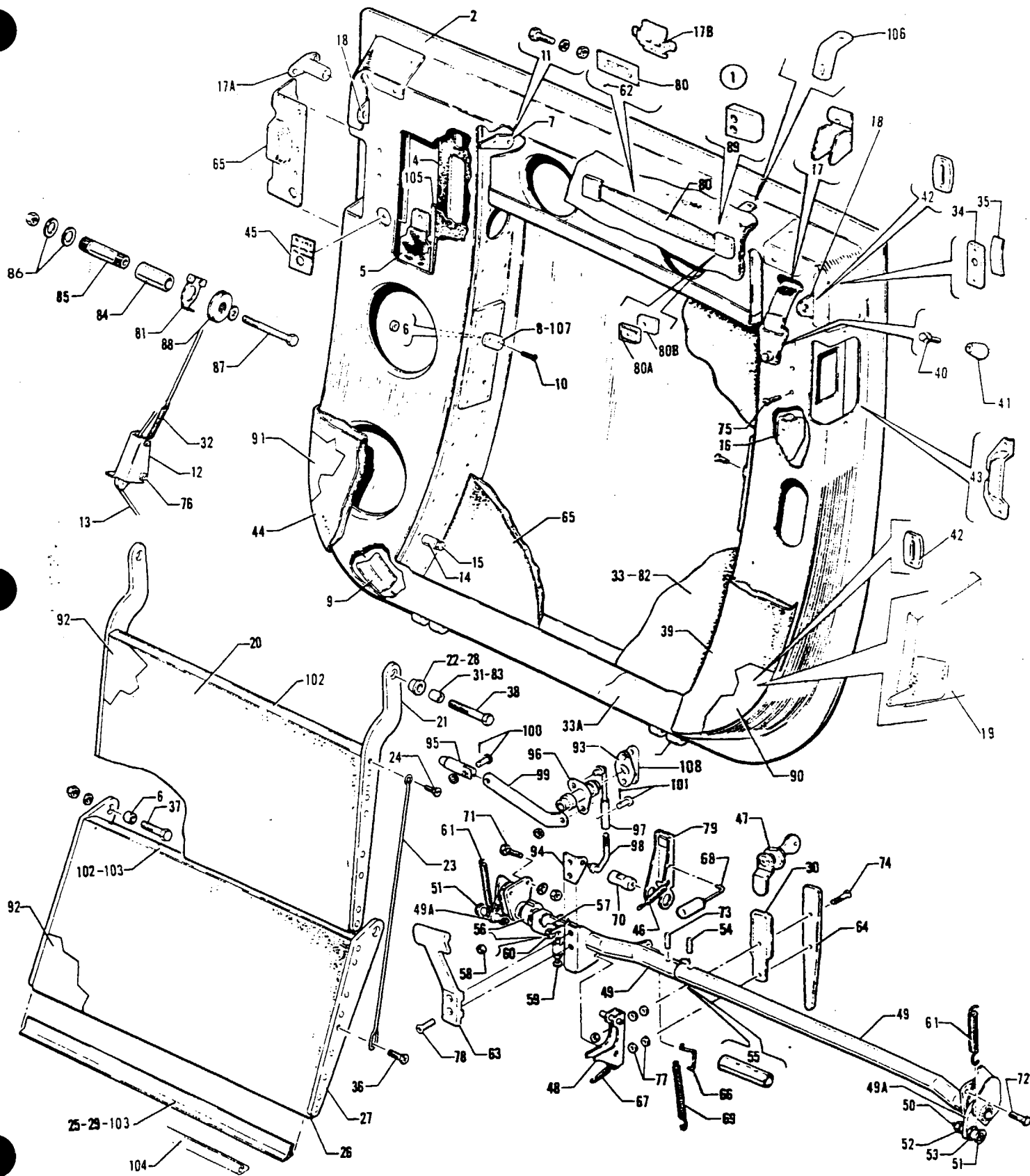


Figure 28 Lower Cabin Entrance Door

REVISED JUNE 1984

1G17

PA-31-300
PA-31-310
PA-31-325

PIPER PARTS CATALOG

CODE EXPLANATIONS FOR FIGURE 28

- A - When ordering, specify color red, blue, gold or rawhide
- B - Serial number of aircraft and color desired must be supplied when ordering this part
- C - Also used on aircraft with serial numbers 31-5 to 31-7512029 inclusive if Cabin Door Safety Latch Installation Kit 760927 has been installed per Service Letter 739
- D - Used on serial numbers 31-5 to 31-316 inclusive and 31-318 to 31-340 inclusive
- E - Used on serial numbers 31-105 to 31-551 inclusive, 31-553 to 31-555 inclusive and 31-557
- F - Used on serial numbers 31-317, 31-341 to 31-654 inclusive
- G - Used on serial numbers 31-552, 31-556 and 31-558 to 31-654 inclusive
- H - If matching cabin and baggage locks are desired, order Part No 25163-07
- J - If matching cabin and baggage locks are desired, order Part No 25163-08; for matching cabin, baggage and nacelle locker locks, order Part No 25163-11; for matching cabin, baggage and pilot door locks, order Part No 25163-10; for matching cabin, baggage, pilot door and nacelle locker locks, order Part No 25163-12; for matching cabin, baggage, pilot door, nacelle locker and locking fuel caps, order Part No 461 665 (or Part No 461 667 if Nayak Fuel System is installed)
- K - Used on serial numbers 31-317 and 31-341 to 31-500 inclusive

PIPER PARTS CATALOG

Figure and Index Number	Part Number	Code	NOMENCLATURE	No. Req.	SERIAL NUMBERS AFFECTED
28-1	42294-00		DOOR ASSEMBLY - Entrance, lower, complete	1	31-5 to 31-654 inclusive
	44346-02		DOOR ASSEMBLY - Entrance, lower, complete, beige	1	31-655 to 31-751 inclusive
	44346-03		DOOR ASSEMBLY - Entrance, lower, complete, white	1	31-655 to 31-751 inclusive
	44346-04		DOOR ASSEMBLY - Entrance, lower, complete, blue	1	31-655 to 31-751 inclusive
	44346-05		DOOR ASSEMBLY - Entrance, lower, complete, dark marigold	1	31-655 to 31-751 inclusive
	44346-14	A	DOOR ASSEMBLY - Entrance, lower, complete	1	31-752 to 31-900 inclusive
	53296-05	B	DOOR ASSEMBLY - Entrance, lower, complete	1	31-7300901 to 31-7512029 incl
	53296-10	B	DOOR ASSEMBLY - Entrance, lower, complete	1	31-7512030 to 31-7612110 incl
	53296-12	B	DOOR ASSEMBLY - Entrance, lower, complete	1	31-7712001
	53296-15	B	DOOR ASSEMBLY - Entrance, lower, complete	1	31-7712002 to 31-8212036 incl
	53296-18	B	DOOR ASSEMBLY - Entrance, lower, complete	1	31-8312001 to 31-8312018 incl
	53296-20	B	DOOR ASSEMBLY - Entrance, lower, complete	1	31-8312019 and up
-2	41367-00		* DOOR ASSEMBLY - Entrance, lower	1	31-5 to 31-654 inclusive
	41367-06		* DOOR ASSEMBLY - Entrance, lower	1	31-655 to 31-7512029 inclusive
	41367-08		* DOOR ASSEMBLY - Entrance, lower	1	31-7512030 to 31-7612110 incl
	41367-10		* DOOR ASSEMBLY - Entrance, lower	1	31-7712001
	41367-08		* DOOR ASSEMBLY - Entrance, lower	1	31-7712002 to 31-8212036 incl
	41367-14		* DOOR ASSEMBLY - Entrance, lower	1	31-8312001 and up
-3	41363-00		* * HINGE - Lower entrance door	2	31-5 to 31-8112002 incl
	41363-02		* * HINGE - Lower entrance door	2	31-8112003 and up
-4	42248-00		* * WEATHER SEAL - Door handle cutout	1	
-5	43937-00		* * SEAL ASSEMBLY - Cabin door handle	1	
-6	14843-55		* * BUSHING - Door step	1	
-7	41245-00		* * STOP - Door step, rear	1	
	81262-107		* * LINK - Door step, front	1	
-8	81262-108		* * LINK - Door step	2	31-5 to 31-8212036 incl
-9	43511-00		* * ANGLE - Door reinforcement	1	
-10	410 048		* * SCREW - (MS24694-S62) Door stop, rear	1	
	410 031		* * SCREW - (MS24694-S60) Door stop, front	2	
	407 564		* * WASHER - (AN960-10)	1	
	404 887		* * NUT - (MS20365-1032C)	3	
-11	400 443		* * BOLT - (AN3-12A)	4	
	407 564		* * WASHER - (AN960-10)	4	
	404 887		* * NUT - (MS20365-1032C)	4	
-12	44122-00	K	* * BRACKET ASSEMBLY - Step extender cable	1	
-13	43795-00	K	* * * CABLE ASSEMBLY - Door step extender	1	
-14	41413-45		* * BUSHING - Door step	1	
-15	401 269		* * BOLT - (AN3-10A)	1	
	404 887		* * NUT - (MS20365-1032C)	1	
-16	43963-00		* * BRACKET ASSEMBLY - Safety catch	1	31-552, 31-556, 31-558 to 31-7512029 inclusive
-17	43967-00		* * BRACKET ASSEMBLY - Safety catch	1	31-552, 31-556, 31-558 to 31-7512029 inclusive
-17a	54266-02	C	* * GUIDE ASSEMBLY - Door latch pin	1	31-7512030 and up
-17b	55377-02		* * BRACKET ASSEMBLY - Door handle	1	31-7712001
-18	43585-00		* * BRACKET - Door support cable	2	
-19	74237-05		* * BRACKET ASSEMBLY - Lower door snubber	1	31-8312001 and up
-20	43174-00	B	* STEP ASSEMBLY - Lower (complete)	1	31-5 to 31-654 inclusive
	44351-06	B	* STEP ASSEMBLY - Lower (complete) red	1	31-655 to 31-900 inclusive
	44351-07	B	* STEP ASSEMBLY - Lower (complete) gold	1	31-655 to 31-900 inclusive
	44351-08	B	* STEP ASSEMBLY - Lower (complete) blue	1	31-655 to 31-900 inclusive
	44351-09	B	* STEP ASSEMBLY - Lower (complete) rust	1	31-655 to 31-900 inclusive
	44351-13	B	* STEP ASSEMBLY - Lower (complete)	1	31-7300901 to 31-8212036 incl
	44351-14	B	* STEP ASSEMBLY - Lower (complete)	1	31-8312001 and up
-21	41314-00		* * ARM ASSEMBLY - Door lower step, front	1	
	41314-01		* * ARM ASSEMBLY - Door lower step, rear	1	

When ordering, always specify Part Number, Description and Serial Number of Aircraft

PIPER PARTS CATALOG

Figure and Index Number	Part Number	Code	NOMENCLATURE	No. Req.	SERIAL NUMBERS AFFECTED
28-22	453 733		* * * BUSHING - Step arm (NAS77-6-25)	1	
-23	42238-00		* * ROD - Step connecting	1	31-5 to 31-8212036 incl
	73105-02		* * ROD - Step connecting	1	31-8312001 and up
-24	402 741		* * BOLT - (NAS333CPA-10)	1	
	404 887		* * NUT - (MS20365-1032C)	1	
-25	43897-00		* * STRIP - Door step protector	1	31-5 to 31-551 inclusive
	44348-00		* * STRIP - Door step protector	1	31-552 to 31-7912124 inclusive
-26	43174-02	B,D	* STEP ASSEMBLY - Upper (complete)	1	
	43174-06	B,F	* STEP ASSEMBLY - Upper (complete)	1	
	44351-02	B	* STEP ASSEMBLY - Upper (complete) red	1	31-655 to 31-900 inclusive
	44351-03	B	* STEP ASSEMBLY - Upper (complete) gold	1	31-655 to 31-900 inclusive
	43351-04	B	* STEP ASSEMBLY - Upper (complete) blue	1	31-655 to 31-900 inclusive
	44351-05	B	* STEP ASSEMBLY - Upper (complete) rust	1	31-655 to 31-900 inclusive
	44351-12	B	* STEP ASSEMBLY - Upper (complete)	1	31-7300901 and up
-27	41355-00		* * ARM ASSEMBLY - Door upper step, front	1	
	41355-01	D	* * ARM ASSEMBLY - Door upper step, rear	1	
	43818-00	F	* * ARM ASSEMBLY - Door upper step, rear	1	
-28	453 733		* * * BUSHING - Step arm (NAS77-6-25)	1	
-29	43897-00		* * STRIP - Door step protector	1	31-5 to 31-551 inclusive
	44348-00		* * STRIP - Door step protector	1	31-552 to 31-7912124 incl
-30	43509-00		* PLATE - Door handle lock	1	31-40 and up
-31	14843-107		* BUSHING - Door step	4	
-32	587 213	K	* SPRING - (LE-063E-8)	1	
-33	43157-02		* PANEL - Lower door protector	1	31-5 to 31-654 inclusive
	44326-00		* PANEL - Lower door protector	1	31-655 and up
-33a	43157-03		* PANEL - Lower door protector	1	31-5 to 31-619 inclusive
-34	41873-02		* PLATE - Door safety anchor	1	31-5 to 31-7612110 inclusive
-35	43513-00		* SPRING - Safety chain latch	1	31-5 to 31-7612110 inclusive
-36	420 741		* BOLT - (NAS333CPA10)	1	
-37	401 311		* BOLT - (AN4-11A)	2	
	407 565		* WASHER - (AN960-416)	2	
	404 888		* NUT - (MS20365-428C)	2	
-38	401 312		* BOLT - (AN4-12A)	2	
-39	43187-03		* PANEL ASSEMBLY - Cabin door trim, front	1	31-5 to 31-104 inclusive
	43187-04	E	* PANEL ASSEMBLY - Cabin door trim, front	1	
	43973-00	G	* PANEL ASSEMBLY - Cabin door trim, front (complete) (includes safety strap)	1	
	44319-02		* PANEL ASSEMBLY - Cabin door trim, front (complete) (includes safety strap) beige	1	31-655 to 31-751 inclusive
	44319-03		* PANEL ASSEMBLY - Cabin door trim, front (complete) (includes safety strap) white	1	31-655 to 31-751 inclusive
	44319-04		* PANEL ASSEMBLY - Cabin door trim, front (complete) (includes safety strap) blue	1	31-655 to 31-751 inclusive
	44319-05		* PANEL ASSEMBLY - Cabin door trim, front (complete) (includes safety strap) dark marigold	1	31-655 to 31-751 inclusive
	44319-12	A	* PANEL ASSEMBLY - Cabin door trim, front (complete) (includes safety strap)	1	31-752 to 31-900 inclusive
	53229-00	B	* PANEL ASSEMBLY - Cabin door trim, front (complete) (includes safety strap)	1	31-7300901 to 31-7512029 incl
	54256-02	B	* PANEL ASSEMBLY - Cabin door trim, front (complete)	1	31-7512030 to 31-7612110 incl
	54256-04	B	* PANEL ASSEMBLY - Cabin door trim, front (complete)	1	31-7712001 and up
-40	43969-00	G	* * FITTING - Door safety chain	1	
-41	571 091	G	* * KNOB - (225) Gray	1	
-42	44312-00		* COVER - Cable attachment trim	2	31-655 to 31-8212036 incl
	44312-00		* COVER - Cable attachment trim	3	31-8312001 and up
-43	44311-02		* COVER - Door latch mechanism trim	2	31-655 to 31-7512029 inclusive

When ordering, always specify Part Number, Description and Serial Number of Aircraft

PIPER PARTS CATALOG

Figure and Index Number	Part Number	Code	NOMENCLATURE	No. Req.	SERIAL NUMBERS AFFECTED
28-44	43189-00		* PANEL ASSEMBLY - Cabin door trim, rear (complete)	1	31-5 to 31-104 inclusive
	43189-03		* PANEL ASSEMBLY - Cabin door trim, rear (complete)	1	31-105 to 31-654 inclusive
	44324-02		* PANEL ASSEMBLY - Cabin door trim, rear (complete) beige	1	31-655 to 31-751 inclusive
	44324-03		* PANEL ASSEMBLY - Cabin door trim, rear (complete) white	1	31-655 to 31-751 inclusive
	44324-04		* PANEL ASSEMBLY - Cabin door trim, rear (complete) blue	1	31-655 to 31-751 inclusive
	44324-05		* PANEL ASSEMBLY - Cabin door trim, rear (complete) dark marigold	1	31-655 to 31-751 inclusive
	44324-12	A	* PANEL ASSEMBLY - Cabin door trim, rear (complete)	1	31-752 to 31-900 inclusive
	53195-00	B	* PANEL ASSEMBLY - Cabin door trim, rear (complete)	1	31-7300901 to 31-7612110 incl
	53195-04	B	* PANEL ASSEMBLY - Cabin door trim, rear (complete)	1	31-7712001 and up
-45	43067-00		* * PLACARD - Door handle latch	1	
-46	487 494		* SPRING - (LE-031D-5-MW)	1	
-47	752 350	H	* LOCK ASSEMBLY - Cabin door (with 2 keys)	1	31-5 to 31-39 inclusive
	752 369	J	* LOCK ASSEMBLY - Cabin door (with 2 keys)	1	31-40 and up
-48	43069-00		* ACTUATOR ASSEMBLY - Door latch mechanism	1	
-49	42240-00		* TUBE ASSEMBLY - Door mechanism, front	1	31-5 to 31-7401220 inclusive
	42240-04		* TUBE ASSEMBLY - Door mechanism, front	1	31-7401221 and up
	42239-04		* TUBE ASSEMBLY - Door mechanism, rear	1	31-5 to 31-8312018 incl
	42239-06		* TUBE ASSEMBLY - Door mechanism, rear	1	31-8312019 and up
-49a	41258-00		* * HOOK - Latch, door mechanism, forward and aft	2	
-50	410 050		* * SCREW - (MS24694-S63)	1	
	404 835		* * NUT - (MS20364-1032C)	1	
-51	42245-03		* * WASHER - Door mechanism	1	
-52	41413-41		* * BUSHING - Door mechanism	1	
-53	20737-44		* * BUSHING - Door mechanism	2	
-54	480 731		* * PIN - Roll (59-028-125-0750)	1	
-55	82352-103		* * TUBE - Door mechanism connector	1	
-56	43062-00		* * PLATE ASSEMBLY - Lock, door mechanism, rear	1	
-57	43063-00		* * ARM ASSEMBLY - Safety latch rocker, door mechanism, rear	1	
-58	61402-103		* * BUSHING - Door mechanism, rear	2	
-59	416 133		* * SCREW - (AN501-10-14)	1	
	404 224		* * NUT - (AN315-3R) Door mechanism, rear	1	
-60	415 633		* * SCREW - (MS35206-333) Door mechanism, rear	1	
	404 910		* * NUT - (MS20365-832C) Door mechanism, rear	1	
	407 585		* * WASHER - (AN960-416L) Door mechanism, rear	2	
	407 563		* * WASHER - (AN960-8) Door mechanism, rear	2	
-61	53827-00		* * SPRING - Door latch	2	
-62	415 419		* SCREW - (8-32 x 1/2" long)	2	
-63	42250-00		* HANDLE - Door, inner	1	31-5 to 31-8012049 incl
	71415-03		* HANDLE - Door, inner	1	31-8012050 and up
-64	42285-00		* HANDLE - Door, outer	1	31-5 to 31-39 inclusive
	43546-00		* HANDLE - Door, outer	1	31-40 and up
-65	42247-01		* COVER - Door latch mechanism, front	1	31-5 to 31-104 inclusive
	43690-03		* COVER - Door latch mechanism, front	1	31-105 and up
	42247-00		* COVER - Door latch mechanism, rear	1	31-5 to 31-104 inclusive
	43690-02		* COVER - Door latch mechanism, rear	1	31-105 and up
-66	42242-00		* HOOK - Door latch spring attachment (565 229)	1	31-5 to 31-8312018 incl
	73078-02		* HOOK - Door latch spring attachment	1	31-8312019 and up
-67	83302-69		* SPRING - Door latch	1	
-68	43064-00		* ROD ASSEMBLY - Safety latch actuator	1	
-69	83302-71		* SPRING - Door latch	1	
-70	43065-00		* BUSHING - Safety latch eccentric	1	
-71	400 438		* BOLT - (AN3-4A)	2	
	407 564		* WASHER - (AN960-10)	2	
	404 887		* NUT - (MS20365-1032C)	2	
-72	400 438		* BOLT - (AN3-4A)	2	
-73	480 731		* PIN - Roll (59-028-125-0750)	1	

When ordering, always specify Part Number, Description and Serial Number of Aircraft

PIPER PARTS CATALOG

Figure and Index Number	Part Number	Code	NOMENCLATURE	No. Req.	SERIAL NUMBERS AFFECTED
28-74	415 283		* SCREW - (10-32 x 1" oval head)	2	
	404 835		* NUT - (MS20364-1032C)	2	
-75	411 530		* SCREW - (MS35207-261)	10	
-76	424 183		* PIN - (AN393-29)	1	
	424 095		* PIN - Cotter (MS24665-151)	1	
-77	407 564		* WASHER - (AN960-10)	10	
-78	416 793		* SCREW - (AN507-1032R20)	2	
	406 870		* RIVNUT - (A10K-75)	2	
-79	43066-00		* BRACKET ASSEMBLY - Safety latch stop	1	
-80	464 040		* HANDLE ASSEMBLY - (181-5050-5060)	1	31-5 to 31-654 inclusive
	44347-02		* HANDLE ASSEMBLY - Lower door (464 053) beige	1	31-655 to 31-751 inclusive
	44347-05		* HANDLE ASSEMBLY - Lower door (464 056) white	1	31-655 to 31-751 inclusive
	44347-03		* HANDLE ASSEMBLY - Lower door (464 054) blue	1	31-655 to 31-751 inclusive
	44347-04		* HANDLE ASSEMBLY - Lower door (464 055) dark marigold	1	31-655 to 31-751 inclusive
	44347-12		* HANDLE ASSEMBLY - Lower door, red	1	31-752 to 31-900 inclusive
	44347-14		* HANDLE ASSEMBLY - Lower door, blue	1	31-752 to 31-900 inclusive
	44347-16		* HANDLE ASSEMBLY - Lower door, gold	1	31-752 to 31-900 inclusive
	44347-18		* HANDLE ASSEMBLY - Lower door, rawhide	1	31-752 to 31-900 inclusive
	53214-00	B	* HANDLE ASSEMBLY - Lower door	1	31-7300901 to 31-7612110 incl
	55379-02		* HANDLE ASSEMBLY - Lower door, flush	1	31-7712001
	53214-02	B	* HANDLE ASSEMBLY - Lower door	1	31-7712002 and up
-80a	763 246		* * CAP - Decorative (321)	1	31-655 to 31-7612110 incl 31-7712002 and up
-80b	762 570		* * RETAINER - Door handle (324)	1	31-655 to 31-7612110 incl 31-7712002 and up
-81	44119-00	K	* GUARD - Step extender pulley	1	
-82	43928-00		* INSERT ASSEMBLY - Lower cabin door trim	1	31-5 to 31-654 inclusive
	44327-02		* PANEL - Insert, door trim, red	1	31-655 to 31-900 inclusive
	44327-03		* PANEL - Insert, door trim, gold	1	31-655 to 31-900 inclusive
	44327-04		* PANEL - Insert, door trim, blue	1	31-655 to 31-900 inclusive
	44327-05		* PANEL - Insert, door trim, rust	1	31-655 to 31-900 inclusive
	53217-00	B	* PANEL - Insert, door trim	1	31-7300901 to 31-7612110 incl
	55383-02	B	* CARPET - Cabin door trim	1	31-7712001
	55383-03	B	* CARPET - Cabin door trim	1	31-7712002 and up
-83	14843-107	D	* BUSHING - Door step	1	
-84	42129-21	K	* BUSHING - Door step extender	1	
-85	43791-00	K	* SHAFT - Door step extender	1	
-86	19513-64	K	* WASHER - Step extender pulley	2	
-87	400 019	K	* BOLT - (AN4-26A)	1	
	80122-22	K	* WASHER - Step extender	1	
	404 888	K	* NUT - (MS20365-428C)	1	
-88	43792-00	K	* PULLEY - Door step extender	1	
-89	52753-00		* SHIM - Tapered, door handle	2	31-5 to 31-7612110 inclusive, 31-7712002 and up
-90	53296-06		* COVER - Panel assembly, forward	1	
-91	53296-07		* COVER - Panel assembly, aft	1	
-92	53296-08		* COVER - Step assembly	2	
-93	54237-02	C	* PLATE - Bellcrank bearing	2	31-7512030 and up
-94	54240-02	C	* ARM - Bellcrank actuating	1	31-7512030 to 31-8312018 incl
-95	54242-02	C	* PIN - Door latch safety	1	31-7512030 to 31-8312018 incl
	45266-02		* PIN - Door latch safety	1	31-8312019 and up
-96	54243-02	C	* BELLCRANK ASSEMBLY - Door pin	1	31-7512030 to 31-8312018 incl
	02042-02		* BELLCRANK ASSEMBLY - Door pin	1	31-8312019 and up
-97	54244-02	C	* ROD ASSEMBLY - Door latch bellcrank	1	31-7512030 to 31-8312018 incl

When ordering, always specify Part Number, Description and Serial Number of Aircraft

PIPER PARTS CATALOG

Figure and Index Number	Part Number	Code	Nomenclature	No. Req.	Serial Numbers Affected
28-98	54244-03	C	* ROD ASSEMBLY - Door latch bellcrank	1	31-7512030 to 31-8312018 incl.
	02039-02		* ROD ASSEMBLY - Door latch bellcrank	1	31-8312019 and up
-99	54265-02	C	* LINK - Door plunger actuating	1	31-7512030 to 31-8312018 incl.
	02037-02		* LINK - Door plunger actuating	1	31-8312019 and up
-100	424 175	C	* PIN - (MS20392-2C13)	1	31-7512030 to 31-8312018 incl.
	424 140		* PIN - (MS20392-1C7)	1	31-8312019 and up
	407 584	C	* WASHER - (AN960-10L)	1	31-7512030 to 31-8312018 incl.
	407 583		* WASHER - (AN960-8L)	1	31-8312019 and up
	424 051	C	* COTTER PIN-(MS24665-132)	1	31-7512030 and up
-101	424 171	C	* PIN - (MS20392-2C7)	1	31-7512030 and up
	407 584	C	* WASHER - (AN960-10L)	1	31-7512030 and up
	424 051	C	* COTTER PIN - (MS24665-132)	1	31-7512030 and up
-102	44348-00		* STRIP - Door step protector	2	31-5 to 31-7912124 incl
-103	44348-02		* STRIP - Door step protector	4	31-8012001 and up
-104	71140-02		* STRIP - Step tread protector	4	31-8012001 and up
-105	43510-00		* SEAL - Door handle	1	31-40 and up
-106	43541-00		* PLATE - Striker, door ajar switch	1	31-105 and up
-107	81262-108		* LINK - Door step	2	31-8312001 and up
-108	02062-02		* PLATE - Bellcrank	1	31-8312019 and up

When ordering, always specify Part Number, Description, and Serial Number of Aircraft

Revised February 18, 1994

1G23

PA-31-300
PA-31-310
PA-31-325

1G24
INTENTIONALLY LEFT BLANK

PIPER PARTS CATALOG

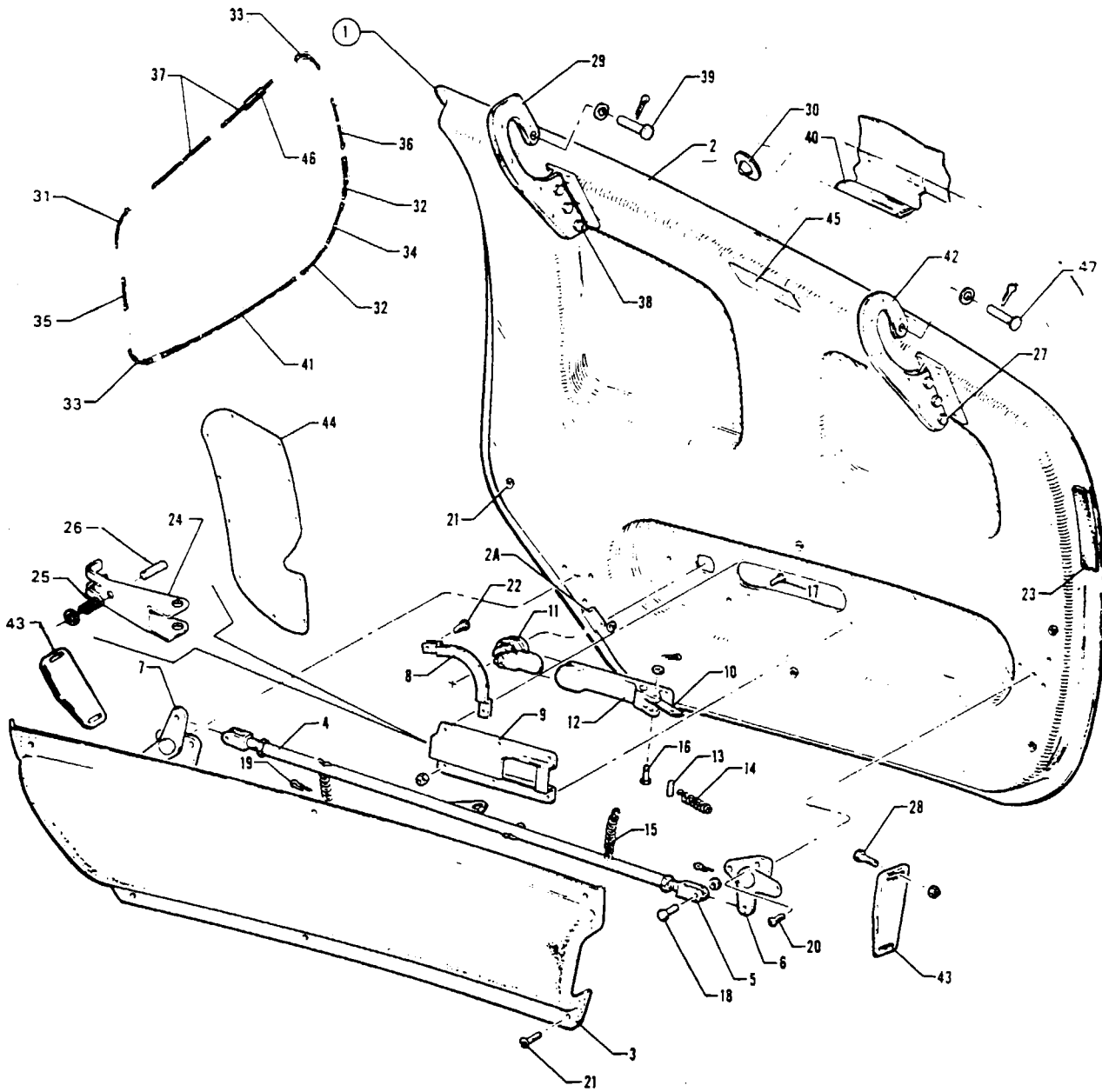


Figure 29 Forward Baggage Door Installation

REVISED SEPTEMBER 1980

PA-31-300
PA-31-310
PA-31-325

PIPER PARTS CATALOG

CODE EXPLANATIONS FOR FIGURE 29

- A - If matching baggage and door locks are desired, order Part No 25163-07 for serial numbers 31-5 to 31-39 inclusive, or Part No 25163-06 for serial numbers 31-40 and up, for matching cabin, baggage and nacelle locker locks, order Part No 25163-11, for matching cabin, baggage and pilot door locks, order Part No 25163-10, for matching cabin, baggage, pilot door and nacelle locker locks, order Part No 25163-12, for matching cabin, baggage, pilot door, nacelle locker and locking fuel caps, order Part No 461 665 (or Part No 461 667 if Nayak Fuel System is installed)
- B - Used on PA-31-310 and PA-31-325 airplanes only
- C - Used on PA-31-300 airplanes only
- D - Also used on serial numbers 31-5 to 31-7812106 inclusive if Kit 763 922 or Kit 763 923 has been installed per Service Bulletin 604A

PIPER PARTS CATALOG

Figure and Index Number	Part Number	Code	NOMENCLATURE	No. Req.	SERIAL NUMBERS AFFECTED
29-	40199 53433		DRAWING - Forward Baggage Door Installation DRAWING - Forward Baggage Door Installation		31-5 to 31-900 inclusive 31-7300901 and up
-1	40198-02 40198-04		BAGGAGE DOOR ASSEMBLY - (Complete) Forward BAGGAGE DOOR ASSEMBLY - (Complete) Forward	1 1	31-5 to 31-7612110 inclusive 31-7712001 and up
-2	40197-00		BAGGAGE DOOR ASSEMBLY	1	
-2a	44321-00		PLATE - Striker, switch	1	
-3	40198-03 40196-00		COVER - Baggage door, gray COVER - Baggage door, sahara beige	1 1	31-5 to 31-7612110 inclusive 31-7712001 and up
-4	40195-00		TUBE ASSEMBLY - Baggage door, latch	1	
-5	30576-00		CLEVIS - Baggage door latch, tube assembly	2	
-6	40194-03		ARM ASSEMBLY - Baggage door lock, forward	1	
-7	40353-00		ARM ASSEMBLY - Baggage door lock, aft	1	
-8	30852-00		PLATE ASSEMBLY - Baggage door lock guide	1	
-9	30580-00		BRACKET - Baggage door handle	1	
-10	60054-14		LINK - Baggage door spring	1	
-11	752 350	A	LOCK ASSEMBLY - Baggage door (with 2 keys)	1	
-12	22641-02		HANDLE - Baggage door	1	
-13	480 691		ROLL PIN - Baggage door (52-028-125-0875)	1	
-14	14635-03		SPRING - Baggage door	1	
-15	83302-23		SPRING - Baggage door	2	
-16	424 183 424 186 19513-53	D	PIN - (MS20392-2C29) PIN - (MS20392-2C35) WASHER	1 1 2	31-5 to 31-7812106 inclusive 31-7812107 and up
-17	424 051 415 518 404 909		COTTER PIN - (MS24665-132) SCREW - (MS35206-228) NUT - (MS20365-632C)	1 6 6	
-18	424 176 407 584 424 051		PIN - (MS20392-2C15) WASHER - (AN960-10L) COTTER PIN - (MS24665-132)	2 2 2	
-19	424 051		COTTER PIN - (MS24665-132)	2	
-20	414 756		SCREW - (MS24693-S30)	6	
-21	406 848 415 520		RIVNUT - (A6K75) SCREW - (MS35206-230)	6 6	
-22	415 518		SCREW - (MS35206-228)	2	
-23	85512-28		STRIP - Seal, baggage door moulding	1	
-24	28467-03	D	BRACKET - Baggage door handle	1	31-7812107 and up
-25	83302-67	D	SPRING - Baggage door handle	1	31-7812107 and up
-26	424 145 407 562 424 051	D D D	PIN - (MS20392-1C17) WASHER - (AN960-6) COTTER PIN - (MS24665-132)	1 1 1	31-7812107 and up 31-7812107 and up 31-7812107 and up
-27	401 266 407 564 404 887	D	BOLT - (AN3-5A) WASHER - (AN960-10) NUT - (MS20365-1032C)	3 3 3	
-28	415 520 404 829		SCREW - (MS35206-230) NUT - (MS20364-632C)	4 4	
-29	42541-00		HINGE - Forward baggage door	1	
-30	453 647		BUMPER - Forward baggage (4235)	1	
-31	25244-02		STRIP - Seal, baggage door moulding	1	
-32	25244-03		STRIP - Seal, baggage door moulding	2	
-33	25244-04		STRIP - Seal, baggage door moulding	2	
-34	25243-02		STRIP - Seal, baggage door moulding	1	
-35	25243-05		STRIP - Seal, baggage door moulding	1	
-36	25243-08		STRIP - Seal, baggage door moulding	1	
-37	25243-09		STRIP - Seal, baggage door moulding	2	

When ordering, always specify Part Number, Description and Serial Number of Aircraft

PIPER PARTS CATALOG

Figure and Index Number	Part Number	Code	NOMENCLATURE	No Req	SERIAL NUMBERS AFFECTED
29-38	400 440		BOLT - (AN3-6A)	3	
	407 564		WASHER - (AN960-10)	3	
	404 887		NUT - (MS20365-1032C)	3	
-39	424 184		PIN - (MS20392-2C31)	1	
	407 564		WASHER - (AN960-10)	1	
	424 051		COTTER PIN - (MS24665-132)	1	
-40	149 111		EXTRUSION - Nylon (40-101)	4	
-41	25243-03		STRIP - Seal, baggage door moulding	1	
-42	30603-00		HINGE ASSEMBLY - Forward baggage door	1	
-43	40207-00		PLATE - Baggage door lock	2	
-44	53849-13		SHIELD ASSEMBLY - Propeller, left, baggage door	1	
-45	30568-00	B	PLACARD - Baggage door, baggage capacity	1	
	47545-00	C	PLACARD - Baggage door, baggage capacity	1	
-46	23183-00		MOULDING - Baggage door seal	9	
-47	424 183		PIN - (MS20392-2C29)	1	
	407 564		WASHER - (AN960-10)	1	
	424 051		COTTER PIN - (MS24665-132)	1	

When ordering, always specify Part Number, Description and Serial Number of Aircraft

PIPER PARTS CATALOG

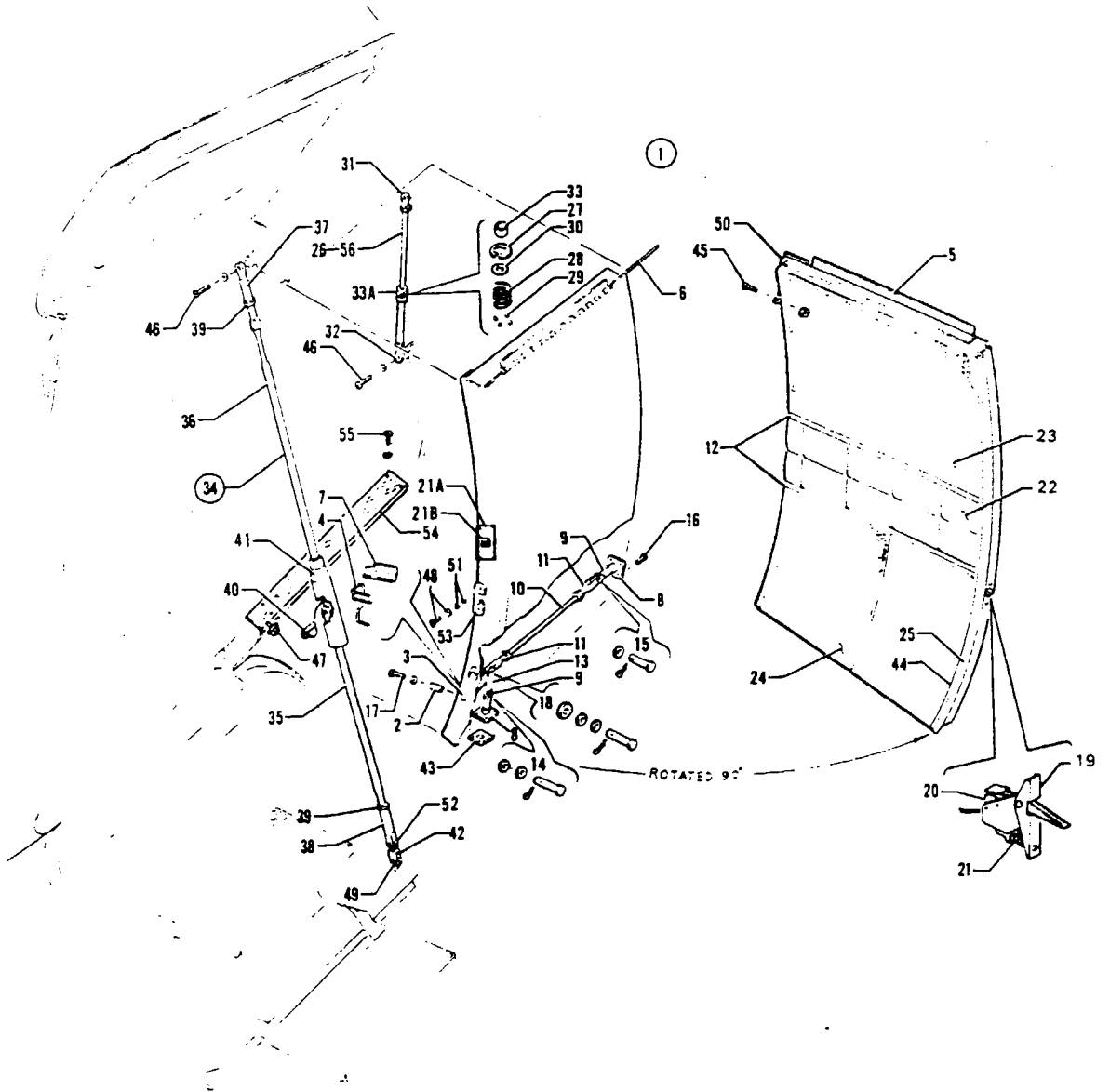


Figure 30 Cargo Door Assembly and Installation

PIPER PARTS CATALOG

CODE EXPLANATIONS FOR FIGURE 30

- A - Serial number of aircraft must be supplied when ordering this part.
- B - Used on aircraft with serial numbers 31-33 to 31-7512029 inclusive if Cabin Door Ajar Switch Installation Kit 760 870 has been installed per Service Letter 739

PIPER PARTS CATALOG

Figure and Index Number	Part Number	Code	Nomenclature	No. Req.	Serial Numbers Affected
30-	44620 53330		DRAWING - Cargo Door Installation DRAWING - Cargo Door Installation		31-735 to 31-900 inclusive 31-7300901 and up
-1	44581-00 44581-06 44581-08 44581-02		DOOR ASSEMBLY - Cargo DOOR ASSEMBLY - Cargo DOOR ASSEMBLY - Cargo * SKIN - Cargo door, outer	1 1 1 1	31-735 to 31-7612110 inclusive 31-7712001 to 31-8112077 incl 31-8212001 and up
-2	63900-22		* BUSHING - Cargo door handle	1	
-3	44534-00		* HANDLE - Cargo door latch	1	
-4	44497-00		* SPRING - Latch retainer (587 267)	1	
-5	44528-04 44528-06 44528-07		* HINGE ASSEMBLY - Cargo door * HINGE - Half, cargo door * HINGE - Half, fuselage	1 1 1	31-735 to 31-8112002 incl 31-8112003 and up 31-8112003 and up
-6	44528-03 56951-04		* * PIN - Cargo door hinge * * PIN - Cargo door hinge	1 1	31-735 to 31-8112002 incl. 31-8112003 and up
-7	44498-00		* PLATE - Door spring retainer	1	
-8	44503-00 44504-00		* GUIDE ASSEMBLY - Door latch pin, front * GUIDE ASSEMBLY - Door latch pin, rear	1 1	
-9	44506-00 44507-00		* PIN - Door latch, front * PIN - Door latch, rear	1 1	
-10	44510-00		* ROD ASSEMBLY - Cargo door latch	1	
-11	454 901		* * CLEVIS - (MS27975-4)	1	
-12	44509-00 44509-00		* EXTRUSION - Cargo door trim panel * EXTRUSION - Cargo door trim panel	2 1	31-7300901 to 31-7612110 incl 31-7712001 and up
-13	81262-110		* LINK - Door latch pin	1	
-14	424 178 407 584 424 095		* PIN - (MS20392-2C19) * WASHER - (AN960-10L) * PIN - Cotter (MS24665-151)	1 2 1	
-15	424 175 407 584 424 095		* PIN - (MS20365-2C13) * WASHER - (AN960-10L) * PIN - Cotter (MS24665-151)	1 2 1	
-16	410 055		* SCREW - (MS24694-C4)	8	
-17	400 882 407 682		* BOLT - (AN23-30A) * WASHER - (AN960-C10L)	1 1	
-18	424 178 407 584 80122-10 407 800 424 095		* PIN - (MS20392-2C19) * WASHER - (AN960-10L) * WASHER - Door latch link * WASHER - (AN970-3) * PIN - Cotter (MS24665-151)	1 2 1 1 1	31-735 to 31-7912027 incl. 31-7912028 and up
-19	54190-03	B	* SWITCH ASSEMBLY - Door ajar	1	31-7512030 and up
-20	487 819	B	* * SWITCH - (MS25253-3)	1	31-7512030 and up
-21	83303-02	B	* * SPRING - Switch adjusting	1	31-7512030 and up
-21a	54663-02		* REINFORCEMENT - Door frame	2	31-7512030 and up
-21b	54659-02		* RECEPTACLE - Door latch safety pin	2	31-7512030 and up
-22	44525-02 44525-03 44525-04 44525-06 44525-05 55275-02		PANEL ASSEMBLY - Cargo door trim, red PANEL ASSEMBLY - Cargo door trim, blue/green PANEL ASSEMBLY - Cargo door trim, gold PANEL ASSEMBLY - Cargo door trim, rust PANEL ASSEMBLY - Cargo door trim, old gold	1 1 1 1 1	31-735 to 31-900 inclusive 31-735 to 31-900 inclusive 31-735 to 31-900 inclusive 31-735 to 31-751 inclusive 31-752 to 31-900 inclusive
-23	44577-03 44577-00 53424-00 55323-05	A A A	PANEL ASSEMBLY - Cargo door trim PANEL - Cargo door trim, beige PANEL - Cargo door trim, white PANEL - Cargo door trim PANEL ASSEMBLY - Cargo door trim	1 1 1 1 1	31-7300901 to 31-7612110 incl. 31-735 to 31-751 inclusive 31-752 to 31-900 inclusive 31-7300901 to 31-7612110 incl. 31-7712001 and up

When ordering, always specify Part Number, Description, and Serial Number of Aircraft

PIPER PARTS CATALOG

Figure and Index Number	Part Number	Code	NOMENCLATURE	No. Req.	SERIAL NUMBERS AFFECTED
30-24	44487-06		PANEL ASSEMBLY - Cargo door trim, beige	1	31-735 to 31-751 inclusive
	44487-02		PANEL ASSEMBLY - Cargo door trim, red	1	31-752 to 31-900 inclusive
	44487-09		PANEL ASSEMBLY - Cargo door trim, white	1	31-735 to 31-751 inclusive
	44487-03		PANEL ASSEMBLY - Cargo door trim, gold	1	31-752 to 31-900 inclusive
	44487-07		PANEL ASSEMBLY - Cargo door trim, cerulean	1	31-735 to 31-751 inclusive
	44487-04		PANEL ASSEMBLY - Cargo door trim, blue/green	1	31-752 to 31-900 inclusive
	44487-08		PANEL ASSEMBLY - Cargo door trim, marigold	1	31-735 to 31-751 inclusive
	44487-05		PANEL ASSEMBLY - Cargo door trim, old gold	1	31-752 to 31-900 inclusive
	53420-00	A	PANEL ASSEMBLY - Cargo door trim	1	31-7300901 to 31-7612110 incl
	53482-07	A	PANEL ASSEMBLY - Cargo door trim	1	31-7712001 to 31-7812033 incl
	55984-02	A	PANEL ASSEMBLY - Cargo door trim	1	31-7812034 to 31-8112011 incl
	71636-02	A	PANEL ASSEMBLY - Cargo door trim	1	31-8112012 and up
-25	44579-00		WINDLACING - Cargo door	1	31-735 to 31-900 inclusive
	55898-02		WINDLACING - Cargo door	1	31-7300901 to 31-7912124 incl
	71100-04		WINDLACING - Cargo door	1	31-8012001 and up
-26	43853-00		SUPPORT ASSEMBLY - Cargo door	1	31-735 to 31-8112077 incl
-27	484 783		* RING - Snap (N5000-77)	1	
-28	43850-00		* SPRING - Support assembly	1	
-29	452 036		* BEARING - Ball (MS19059-8)	4	
-30	40559-21		* WASHER - Support assembly	1	
-31	452 357		* BEARING - Rod end (M34-14)	1	
-32	452 383		* BEARING ASSEMBLY - Rod end (24166-00)	1	
-33	14843-114		* BUSHING - (Teflon) Door support	1	
-33a	43851-00		* SLEEVE - Door support adjusting	1	
-34	44564-00		CABLE ASSEMBLY - Door support	1	31-735 to 31-7612110 inclusive
	44564-02		CABLE ASSEMBLY - Door support	1	31-7712001 and up
-35	44562-00		* CABLE ASSEMBLY - Door support, lower	1	
-36	44563-00		* CABLE ASSEMBLY - Door support, upper	1	
-37	44561-00		* TERMINAL - Cable end	1	
-38	52847-00		* CLEVIS - Special	1	
-39	52846-00		* NUT - Special	2	
-40	53909-00		* PIN ASSEMBLY - Cargo door cable	1	
-41	53968-00		* BOOT - Cable assembly	1	31-735 to 31-7612110 incl
	53968-03		* BOOT - Cable assembly	1	31-7712001 and up
-42	53893-00		LINK - Door support cable	1	
-43	44502-00		PLATE - Door pin	1	
-44	147 120		STRIP - Trim (6' length) (B44)	AR	
-45	400 674		BOLT - (AN23-12)	1	31-735 to 31-8112077 incl
	407 702		NUT - Cap (22K1-02)	1	31-735 to 31-8112077 incl
-46	400 914		BOLT - (AN24-24A)	2	31-735 to 31-8112077 incl
	400 914		BOLT - (AN24-24A) Rear	1	31-8212001 and up
	74072-02		STUD - Ball, front	1	31-8212001 and up
	407 565		WASHER - (AN960-416)	2	31-735 to 31-8112077 incl
	407 565		WASHER - (AN960-416) Rear	1	31-8212001 and up
-47	402 070		BOLT - Eye (AN45-4A)	1	
-48	410 076		SCREW - (MS24694-S103)	2	
	42245-02		WASHER - Countersunk	2	
-49	411 528		SCREW - (MS35207-259)	1	
	407 134		WASHER - (AN936-A8)	1	
	407 566		WASHER - (AN960-516)	2	
	43584-00		NUT - Special	1	
-50	187 527		SEAL - Extrusion (130342)	6	
-51	80122-111		WASHER - Door latch	AR	
-52	411 528		SCREW - (MS35207-259)	1	
	407 134		WASHER - (AN936A8)	1	
	43584-00		NUT - Special	1	

When ordering, always specify Part Number, Description and Serial Number of Aircraft

PIPER PARTS CATALOG

Figure and Index Number	Part Number	Code	NOMENCLATURE	No. Req.	SERIAL NUMBERS AFFECTED
30-53	41256-00		PLATE - Door latch	1	31-660, 31-712 to 31-7401220 incl
	41256-02		PLATE - Door latch	1	31-7401221 and up
-54	55601-02		SILL - Cargo door	1	31-7712001 and up
-55	416 691		SCREW - (6 x 3/8 L, Type A, Oval P H)	4	31-7712001 and up
	494 102		WASHER - (C-394)	4	31-7712001 and up
-56	74044-02		SUPPORT ASSEMBLY - Cargo door	1	31-8212001 and up

When ordering, always specify Part Number, Description and Serial Number of Aircraft

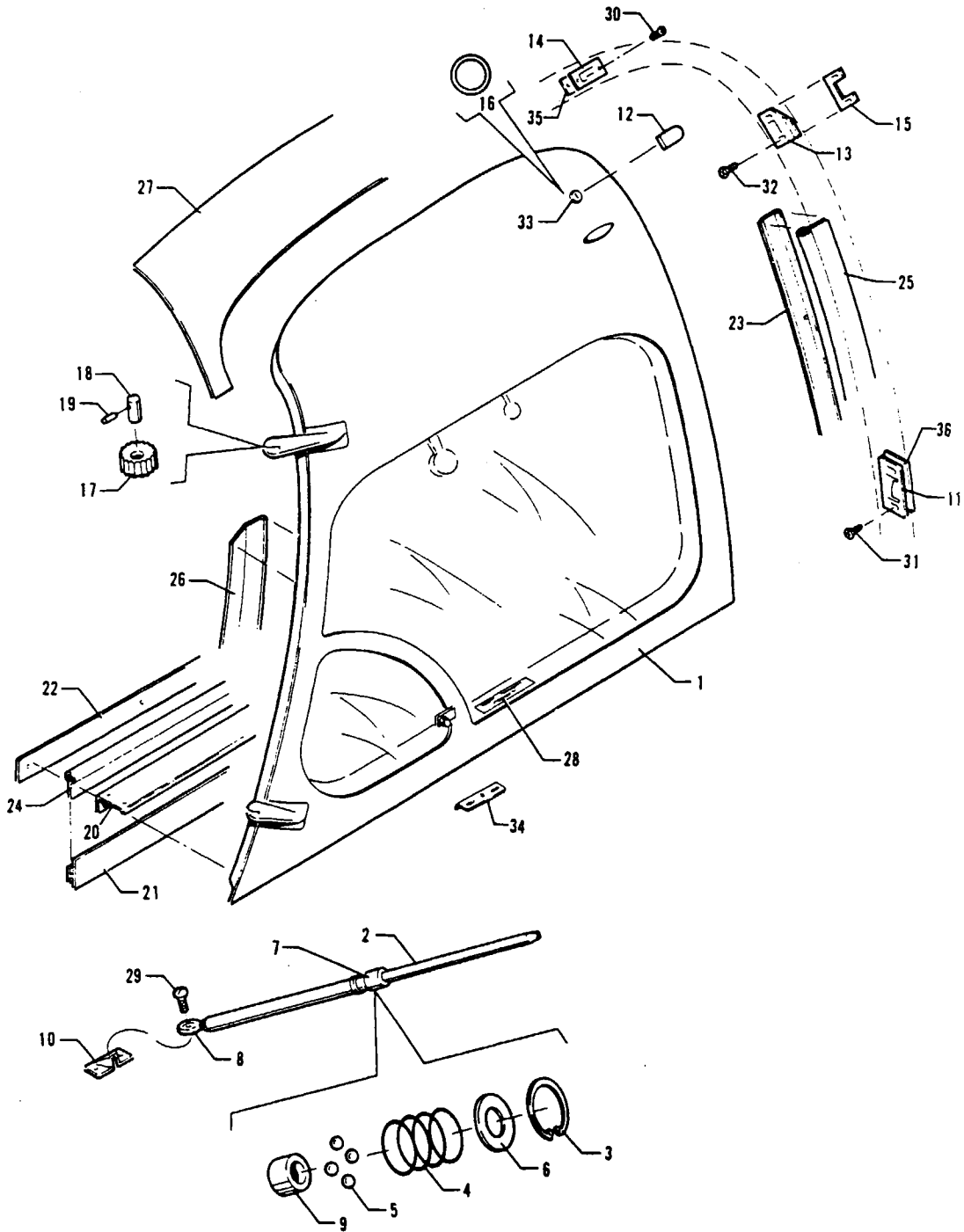


Figure 31. Pilot Door Installation

PIPER PARTS CATALOG

CODE EXPLANATIONS FOR FIGURE 31

- A - See Figure 32 for component parts
- B - If matching cabin, baggage and pilot door locks are desired, order Part No 25163-10; for matching cabin, baggage, pilot door and nacelle locker locks, order Part No 25163-12, for matching cabin, baggage, pilot door, nacelle locker and locking fuel caps, order Part No 461 665 (or Part No 461 667 if Nayak Fuel System is installed)
- C - Used on aircraft that comply with C A A (United Kingdom) requirements

PIPER PARTS CATALOG

Figure and Index Number	Part Number	Code	NOMENCLATURE	No. Req.	SERIAL NUMBERS AFFECTED
31-	44753 53448 44705 53439 55265		DRAWING - Pilot Door Installation DRAWING - Pilot Door Installation DRAWING - Pilot Door Finishing Installation Modification DRAWING - Pilot Door Finishing Installation Modification DRAWING - Pilot Door Frame Moulding Installation		31-752 to 31-900 inclusive 31-7300901 and up 31-752 to 31-900 inclusive 31-7300901 to 31-7712023 incl 31-7712024 and up
-1	44750-00 44750-08 54612-04 54612-06 44750-05 44750-10 54612-05 54612-07	A	DOOR ASSEMBLY - Pilot, complete DOOR ASSEMBLY - Pilot, complete DOOR ASSEMBLY - Pilot, complete DOOR ASSEMBLY - Pilot, complete DOOR ASSEMBLY - Pilot, complete (with tinted windows) DOOR ASSEMBLY - Pilot, complete (with tinted windows) DOOR ASSEMBLY - Pilot, complete (with tinted windows) DOOR ASSEMBLY - Pilot, complete (with tinted windows)	1 1 1 1 1 1 1 1	31-752 to 31-7512024 inclusive 31-7512025 to 31-7712018 incl 31-7712019 to 31-7712023 incl 31-7712024 and up 31-752 to 31-7512024 inclusive 31-7512025 to 31-7712018 incl 31-7712019 to 31-7712023 incl 31-7712024 and up
-2	43853-02		SUPPORT ASSEMBLY - Door	1	
-3	484 783		* RING - Snap (N5000-77)	1	
-4	43850-00		* RING - Support assembly	1	
-5	452 036		* BEARING - Ball (MS19059-8)	4	
-6	40559-21		* WASHER - Support assembly	1	
-7	43851-00		* SLEEVE - Door support adjusting	1	
-8	452 383		* BEARING - Rod end (24166-00)	1	
-9	14843-114		* BUSHING - Door support (Teflon)	1	
-10	44557-00		BRACKET ASSEMBLY - Door support	1	
-11	44585-00		PLATE - Door lock lower striker	1	
-12	44640-00		COVER ASSEMBLY - Lock	1	
-13	44668-00		CATCH - Pilot door latch	1	
-14	44669-00		CATCH - Pilot door lock, top	1	
-15	44776-00		SHIM - Pilot door latch catch	AR	
-16	484 823		RING - "O" (2-017)	1	
-17	21741-00 21741-02		BUSHING - Serrated door hinge, eccentric BUSHING - Serrated door hinge, concentric	1 2	
-18	20830-00		PIN - Door hinge	2	
-19	480 688		PIN - Roll (59-012-062-0500)	2	
-20	44681-00 44681-02		SILL - Pilot door SILL - Pilot door	1 1	31-752 to 31-7512024 inclusive 31-7512025 and up
-21	42368-22		EXTRUSION - Trim (6' length)	2	31-752 to 31-7712023 inclusive
-22	44708-00 53432-00 53432-03 55265-05		STRIP ASSEMBLY - Pilot door trim, bottom STRIP ASSEMBLY - Pilot door trim, bottom STRIP ASSEMBLY - Pilot door trim, bottom MOULDING - Pilot door trim, bottom	1 1 1 1	31-752 to 31-900 inclusive 31-7300901 to 31-7512024 incl 31-7512025 to 31-7712023 incl 31-7712024 and up
-23	44715-00 53440-00		STRIP ASSEMBLY - Pilot door trim, rear STRIP ASSEMBLY - Pilot door trim, rear	1 1	31-752 to 31-900 inclusive 31-7300901 to 31-7712023 incl
-24	44728-00 53412-00		WINDLACING ASSEMBLY - Pilot door, bottom WINDLACING ASSEMBLY - Pilot door, bottom	1 1	31-752 to 31-900 inclusive 31-7300901 to 31-7512024 incl
-25	44737-00 53438-00 53438-04		WINDLACING ASSEMBLY - Pilot door, rear WINDLACING ASSEMBLY - Pilot door, rear WINDLACING ASSEMBLY - Pilot door, rear	1 1 1	31-752 to 31-900 inclusive 31-7300901 to 31-7712023 incl 31-7712024 and up
-26	44745-00 53450-00 55265-04		MOULDING - Pilot door frame MOULDING - Pilot door frame MOULDING - Pilot door frame	1 1 1	31-752 to 31-900 inclusive 31-7300901 to 31-7712023 incl 31-7712024 and up
-27	44768-02		PANEL ASSEMBLY - Headliner, pilot door	1	31-752 to 31-7712023 inclusive
-28	54098-00	C	PLACARD - Armrest stowage	1	

When ordering, always specify Part Number, Description and Serial Number of Aircraft

PIPER PARTS CATALOG

Figure and Index Number	Part Number	Code	NOMENCLATURE	No. Req.	SERIAL NUMBERS AFFECTED
31-29	400 699		BOLT - (AN24-12)	1	
-30	411 531		SCREW - (MS35207-262)	4	
-31	414 531		SCREW - (MS24693-S271)	2	
-32	414 763		SCREW - (MS24693-S50)	2	
-33	25163-13	B	LOCK ASSEMBLY - Pilot door (with 2 keys)	1	
-34	54358-02		BRACKET ASSEMBLY - Pilot door	1	31-7512025 and up
-35	53629-00		SHIM - Pilot door striker	AR	
-36	53628-00		SHIM - Pilot door catch	AR	

When ordering, always specify Part Number, Description and Serial Number of Aircraft

PIPER PARTS CATALOG

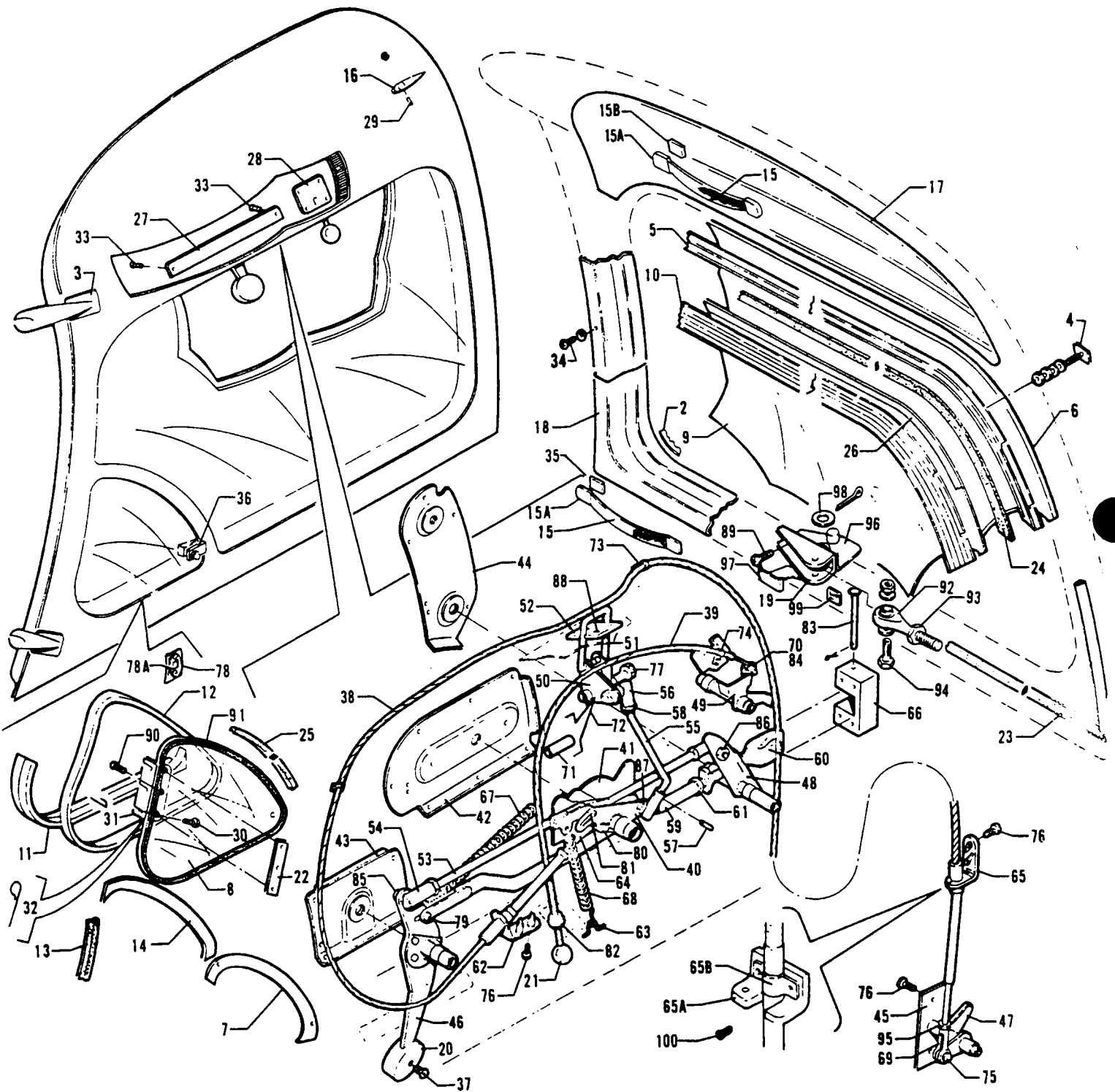


Figure 32 Pilot Door Assembly (Complete)

REVISED JUNE 1984

1H14

PA-31-310
PA-31-325

PIPER PARTS CATALOG

CODE EXPLANATIONS FOR FIGURE 32

A - Serial number of aircraft must be supplied when ordering this part.

PIPER PARTS CATALOG

Figure and Index Number	Part Number	Code	NOMENCLATURE	No. Req.	SERIAL NUMBERS AFFECTED
32-	44750 54612 44625		DRAWING - Pilot Door Assembly (Complete) DRAWING - Pilot Door Assembly (Complete) DRAWING - Pilot Door Latch and Lock Mechanism Installation		31-752 to 31-7712018 inclusive 31-7712019 and up
-1	44750-00 44750-08 54612-04 54612-06 44750-05 44750-10 54612-05 54612-07		DOOR ASSEMBLY - Pilot, complete DOOR ASSEMBLY - Pilot, complete DOOR ASSEMBLY - Pilot, complete DOOR ASSEMBLY - Pilot, complete DOOR ASSEMBLY - Pilot, complete (with tinted windows) DOOR ASSEMBLY - Pilot, complete (with tinted windows) DOOR ASSEMBLY - Pilot, complete (with tinted windows) DOOR ASSEMBLY - Pilot, complete (with tinted windows)	1 1 1 1 1 1 1 1	31-752 to 31-7512024 incl 31-7512025 to 31-7712018 incl 31-7712019 to 31-7712023 incl 31-7712024 and up 31-752 to 31-7512024 incl 31-7512025 to 31-7712018 incl 31-7712019 to 31-7712023 incl 31-7712024 and up
-2	44749-24		* RETAINER - Pilot door window, outer	1	31-7712019 and up
-3	44648-00 44722-00		* HINGE - Pilot door, lower * HINGE - Pilot door, upper	1 1	
-4	44103-00 407 562 404 594 81342-71 404 909		* STUD - Window retainer attachment * WASHER - (AN960-6) * NUT - (MS20341-6S) * WASHER - Window retainer attachment * NUT - (MS20365-632C)	14 28 14 14 14	31-752 to 31-7712018 incl 31-752 to 31-7712018 incl 31-752 to 31-7712018 incl 31-752 to 31-7712018 incl 31-752 to 31-7712018 incl
-5	44571-02		* RETAINER - Pilot door window, outer	1	31-752 to 31-7712018 incl
-6	44731-02 44749-21		* WINDOW - Pilot door, outer * WINDOW - Pilot door, outer	1 1	31-752 to 31-7712018 incl 31-7712019 and up
-7	53589-00 54606-05		* SHIM - Storm window ring * SHIM - Storm window ring	1 1	31-752 to 31-7712018 incl 31-7712019 and up
-8	44574-05		* WINDOW - Storm	1	
-9	44731-03 44749-20 44731-04 44749-22		* WINDOW - Pilot door, inner, clear * WINDOW - Pilot door, inner, clear * WINDOW - Pilot door, inner, tinted * WINDOW - Pilot door, inner, tinted	1 1 1 1	31-752 to 31-7712018 incl 31-7712019 and up 31-752 to 31-7712018 incl 31-7712019 and up
-10	44571-04 44749-18 44749-15 44749-17 44749-16		* RETAINER ASSEMBLY - Pilot door window, inner * RETAINER - Pilot door window, inner, upper * RETAINER - Pilot door window, inner, lower * RETAINER - Pilot door window, inner, forward * RETAINER - Pilot door window, inner, aft	1 1 1 1 1	31-752 to 31-7712018 incl 31-7712019 and up 31-7712019 and up 31-7712019 and up 31-7712019 and up
-11	44574-02		* RETAINER - Storm window	1	31-752 to 31-7712018 incl
-12	44574-03 54606-03		* RING - Storm window support * RING - Storm window support	1 1	31-752 to 31-7712018 incl 31-7712019 and up
-13	187 528		* SEAL - Support ring (P N 3103-11)	3*	
-14	44574-04 54606-02		* PLATE - Storm window support * PLATE - Storm window support	1 1	31-752 to 31-7712018 incl 31-7712019 and up
-15	44347-10 53214-02	A	* HANDLE ASSEMBLY - Pilot door * HANDLE ASSEMBLY - Pilot door	2 2	31-752 to 31-900 incl 31-7300901 and up
-15a	763 246		* * CAP - Decorative (321)	2	
-15b	762 570		* * RETAINER - Door handle, top (324)	2	
-16	44726-00		* HANDLE - Pilot door	1	
-17	44647-00 53446-00	A	* PANEL ASSEMBLY - Pilot door trim * PANEL ASSEMBLY - Pilot door trim	1 1	31-752 to 31-900 inclusive 31-7300901 and up
-18	44712-00 53447-00 44749-19 44749-28	A A A A	* MOULDING ASSEMBLY - Pilot door * MOULDING ASSEMBLY - Pilot door * MOULDING ASSEMBLY - Pilot door * MOULDING ASSEMBLY - Pilot door	1 1 1 1	31-752 to 31-900 inclusive 31-7300901 to 31-7712018 incl 31-7712019 to 31-7712023 incl 31-7712024 and up
-19	44659-00		* BRACKET - Pilot door support	1	
-20	41415-00		* KNOB - Pilot door (open-closed)	1	
-21	471 064		* KNOB - Theft lock (222, 3/4") black	1	

When ordering, always specify Part Number, Description and Serial Number of Aircraft

PIPER PARTS CATALOG

Figure and Index Number	Part Number	Code	NOMENCLATURE	No. Req.	SERIAL NUMBERS AFFECTED
32-22	44732-00		* SHIM - Storm window hinge	AR	31-752 to 31-7712018 incl
	54606-06		* SHIM - Storm window hinge	AR	31-7712019 and up
-23	19063-02		* MOULDING - Pilot door	11'	
-24	80045-09		* STRIP - Rubber	1	31-752 to 31-7712018 incl
	45506-00		* MOULDING - Window, extruded (72" L)	1	31-7712019 and up
-25	80045-11		* STRIP - Rubber	2'	
-26	189 745		* TAPE - Vinyl (9 Mil) 3/4"	AR	
-27	44673-00		* PLACARD - Pilot door (open-closed)	1	
-28	44674-00		* PLACARD - Pilot door (theft lock)	1	
-29	480 731		* PIN - Roll (59-028-125-0750)	1	
-30	415 535		* SCREW - (MS35206-245)	3	
-31	44820-00		* HINGE ASSEMBLY - Storm window (non-removable pin)	1	
	53060-03		* HINGE ASSEMBLY - Storm window (removable pin)	1	
-32	43796-00		* * PIN - Storm window hinge, removable	1	
-33	420 189		* RIVET - (MS20470A-3-9) Dull black	6	
	406 385		* NUT - (A1553-012-1)	6	
-34	415 246		* SCREW - (6-32 x 3/4") Oval	20	
	494 102		* WASHER - (C-394)	20	
-35	484 464		* RETAINER - Handle, bottom (383)	2	
-36	460 044		* FASTENER - (62-99-191-10)	1	
-37	414 779		* SCREW - (MS24693-S49)	1	
-38	22860-03		* CABLE ASSEMBLY - Flexible, pilot door	1	
-39	44775-00		* CABLE ASSEMBLY - Pilot door lock mechanism	1	
-40	44583-00		* BELLCRANK ASSEMBLY - Pilot door latch	1	
-41	44591-00		* STOP ASSEMBLY - Pilot door latch bellcrank	1	
-42	44593-00		* PLATE ASSEMBLY - Inner, pilot door bellcrank	1	
-43	44596-00		* PLATE ASSEMBLY - Inner, pilot door handle	1	
-44	44615-00		* PLATE ASSEMBLY - Inner, pilot door latch	1	
-45	44652-00		* PLATE ASSEMBLY - Pilot door	1	
-46	44597-00		* ARM ASSEMBLY - Pilot door handle	1	
-47	44656-00		* ARM ASSEMBLY - Pilot door lock	1	31-752 to 31-7712018 inclusive
	44656-06		* ARM ASSEMBLY - Pilot door lock	1	31-7712019 and up
-48	44611-00		* LATCH ASSEMBLY - Pilot door	1	
-49	44612-00		* LOCK ASSEMBLY - Pilot door	1	
-50	44621-00		* LOCK BAR ASSEMBLY - Pilot door	1	
-51	44618-00		* * LOCK BAR - Pilot door	1	
-52	44617-00		* GUIDE - Pilot door lock bar	1	
-53	44631-00		* ROD ASSEMBLY - Pilot door actuating, front	1	
	44630-00		* ROD ASSEMBLY - Pilot door actuating, rear	1	
-54	469 138		* * JOINT - Ball (R-107)	1	
-55	44633-02		* ROD - Top lock, pilot door	1	
-56	469 148		* JOINT - Ball (F103) top lock	2	
-57	480 723		* PIN - Roll (59-012-062-0375)	1	
-58	404 224		* NUT - (AN315-3R)	1	
-59	44632-00		* TUBE ASSEMBLY - Pilot door latch	1	
-60	19644-00		* * LATCH - Pilot door	1	
-61	404 330		* * NUT - (AN316-6R)	1	
-62	44641-00		* CLIP ASSEMBLY - Door cable attachment	1	
-63	44657-00		* HOOK - Pilot door	1	
-64	44658-00		* TERMINAL - Pilot door	1	
-65	44660-00		* CLIP ASSEMBLY - Pilot door cable	1	31-752 to 31-7712018 inclusive
-65a	18132-00		* LUG - Control cable support bracket	1	31-7712019 and up
-65b	18219-00		* CLAMP - Control cable attachment	1	31-7712019 and up
-66	44697-00		* BLOCK - Door latch guide	1	
-67	83302-83		* SPRING - Pilot door latch	1	
-68	587 272		* SPRING - (LE-055D-9)	1	
-69	554 757		* CLEVIS - (MS35812-1)	1	31-752 to 31-7712018 inclusive
	452 568		* BEARING - Rod end (PS10020-2-5RX)	1	31-7712019 and up

When ordering, always specify Part Number, Description and Serial Number of Aircraft

PIPER PARTS CATALOG

Figure and Index Number	Part Number	Code	NOMENCLATURE	No Req.	SERIAL NUMBERS AFFECTED
32-70	407 584		* WASHER - (AN960-10L)	1	
-71	42129-29		* BUSHING - Lock bar assembly	1	
-72	80012-20		* BUSHING - Lock bar assembly	2	
-73	454 929		* CLAMP - (PS10017-2-4)	2	
-74	454 928		* CLAMP - (PS10017-2-3)	1	
-75	424 177		* PIN - (MS20392-2C17)	1	31-752 to 31-7712018 inclusive
	407 564		* WASHER - (AN960-10)	1	31-752 to 31-7712018 inclusive
	424 032		* PIN - Cotter (MS24665-170)	1	31-752 to 31-7712018 inclusive
	400 440		* BOLT - (AN3-6A)	1	31-7712019 and up
	407 584		* WASHER - (AN960-10L)	1	31-7712019 and up
	404 887		* NUT - (MS20365-1032C)	1	31-7712019 and up
-76	415 544		* SCREW - (MS35206-244)	6	
-77	400 453		* BOLT - (AN3-21A)	1	
	407 584		* WASHER - (AN960-10L)	1	
	404 887		* NUT - (MS20365-1032C)	1	
-78	53880-00		* PLATE - Storm window fastener	1	
-78a	71711-02		* PLATE - Storm window latch	1	31-8112002 to 31-8312015 incl
	71711-04		* PLATE - Storm window latch	1	31-8312016 and up
-79	424 177		* PIN - (MS20392-2C17)	1	
	407 564		* WASHER - (AN960-10)	1	
	424 032		* PIN - Cotter (MS24665-170)	1	
-80	424 181		* PIN - (MS20392-2C25)	1	
	407 584		* WASHER - (AN960-10L)	1	
	424 032		* PIN - Cotter (MS24665-170)	1	
-81	400 673		* BOLT - (AN23-11)	1	
	404 120		* NUT - (AN310-C3)	1	
	424 032		* PIN - Cotter (MS24665-170)	1	
-82	404 330		* NUT - (AN316-6R)	2	
	407 143		* WASHER - (AN936-B616)	1	
-83	424 197		* PIN - (MS20392-2C59)	1	
	424 051		* PIN - Cotter (MS24665-132)	1	
-84	486 278		* SCREW - (NAS623-3-5)	1	
	404 887		* NUT - (MS20365-1032C)	1	
-85	404 836		* NUT - (MS20364-428C)	1	
-86	404 530		* NUT - (MS21042-4)	1	
-87	404 887		* NUT - (MS20365-1032C)	2	
-88	410 242		* SCREW - (MS24694-S7)	3	
	407 583		* WASHER - (AN960-8L)	3	
	404 910		* NUT - (MS20365-832C)	3	
-89	411 533		* SCREW - (MS35207-264)	2	
-90	415 535		* SCREW - (MS35206-245)	3	
	18359-00		* NUT - Storm window	3	
-91	189 729		* TAPE - PVC, PMS-K0003, Type 1, 1/8" x 1/2"	3'	
-92	452 357		* BEARING - Rod end (M34-14)	1	
-93	404 321		* NUT - (AN316-C4R)	1	
-94	400 869		* BOLT - (AN23-17A)	1	
	407 674		* WASHER - (AN960-C10)	2	
	404 835		* NUT - (MS20364-1032C)	1	
-95	404 224		* NUT - (AN315-3R)	2	
-96	54357-02		* BRACKET ASSEMBLY - Pilot door handle	1	31-7512025 and up
-97	54360-02		* HANDLE ASSEMBLY - Pilot door latch	1	31-7512025 and up
-98	80122-151		* WASHER - Pilot door latch	1	31-7512025 and up
	424 052		* COTTER PIN - (MS24665-134)	1	31-7512025 and up
-99	80298-02		* PLACARD - Latch	1	31-7512025 and up
-100	415 535		* SCREW - (MS35206-245)	2	

When ordering, always specify Part Number, Description and Serial Number of Aircraft

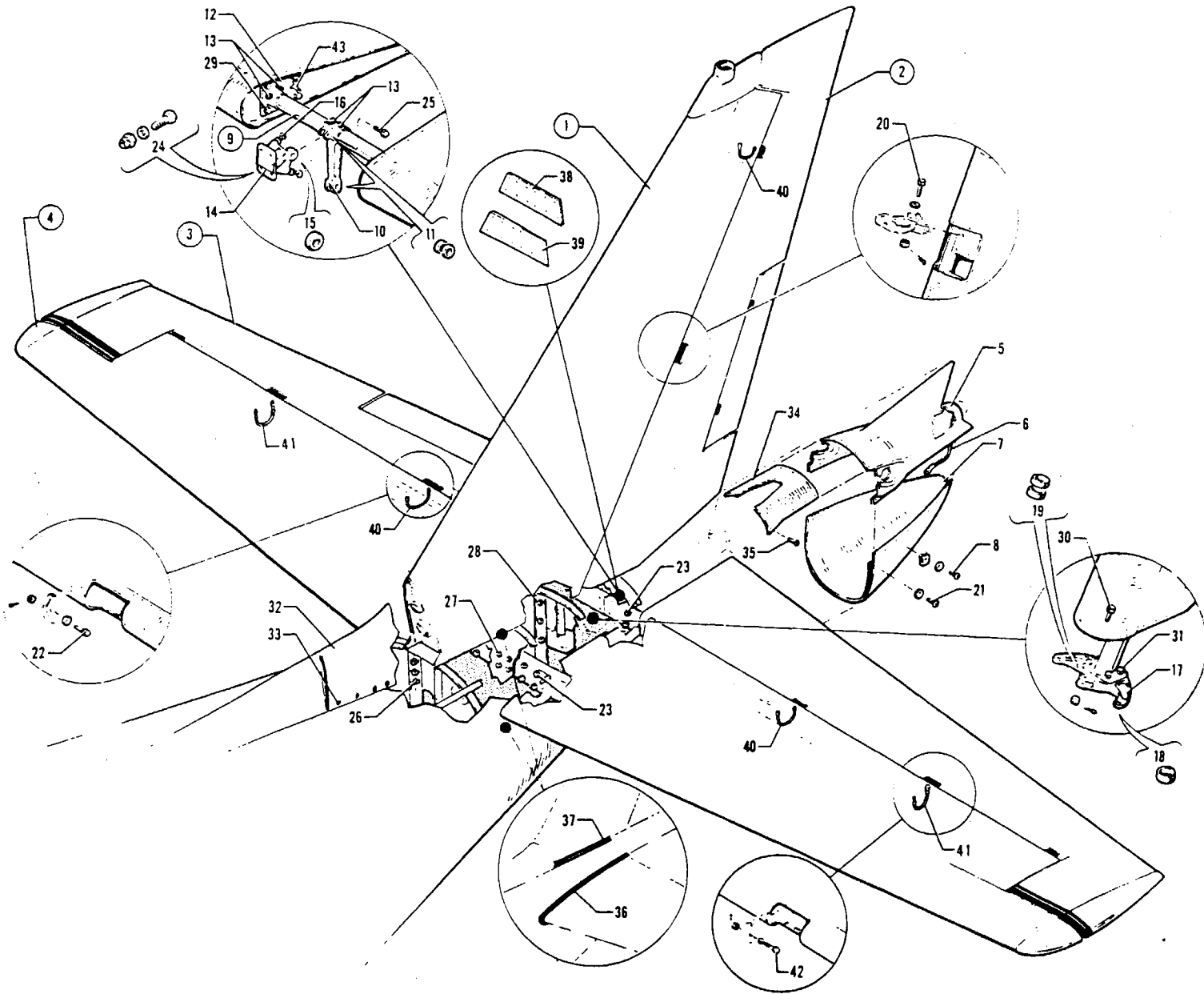


Figure 33. Tail Surfaces Installation

PIPER PARTS CATALOG

CODE EXPLANATIONS FOR FIGURE 33

- A - See Figure 34 for component parts
- B - See Figure 35 for component parts
- C - See Figure 37 for component parts
- D - See Figure 36 for component parts
- E - Used if rotating beacon is installed
- F - Used if strobe lights are installed
- G - Not available Order part for serial numbers 31-7401259 and up as a replacement
- H - Used on PA-31-310 and PA-31-300 airplanes only
- J - Used on PA-31-325 airplanes only
- K - Used on PA-31-325 airplanes Also used on PA-31-310 airplanes with serial numbers 31-7612040 and up
- L - Used on PA-31-310 with serial numbers 31-7612040 and up
- M - Used on PA-31-325 airplanes with serial numbers 31-7400990 to 31-7912060 inclusive Also used on PA-31-310 airplanes with serial numbers 31-7612040 to 31-7912060 inclusive
- N - Used on PA-31-310 and PA-31-325 airplanes with serial numbers 31-7912061 and up
- O - Also used on serial numbers 31-5 to 31-7912039 inclusive, if Kit 763 917 or Kit 764 028 has been installed per Service Bulletin No. 836
- P - Used if nacelle lockers are installed
- Q - Used if nacelle lockers are not installed

PIPER PARTS CATALOG

Figure and Index Number	Part Number	Code	NOMENCLATURE	No. Req.	SERIAL NUMBERS AFFECTED
33-	40180 53990	J	DRAWING - Tail Surfaces Installation DRAWING - Bobweight Installation		
-1	40170-00 40170-19 40170-22 40170-21 40170-20 40170-27	A,E A,F A,E A,F A A	FIN ASSEMBLY - Tail surfaces FIN ASSEMBLY - Tail surfaces FIN ASSEMBLY - Tail surfaces FIN ASSEMBLY - Tail surfaces FIN ASSEMBLY - Tail surfaces FIN ASSEMBLY - Tail surfaces	1 1 1 1 1 1	31-5 to 31-7300928 inclusive 31-5 to 31-7300928 inclusive 31-7300929 to 31-7300961 incl 31-7300929 to 31-7300961 incl 31-7300962 to 31-8112045 incl 31-8112046 and up
-2	40046-26 40046-39	B,G B	RUDDER ASSEMBLY - Tail surfaces RUDDER ASSEMBLY - Tail surfaces	1 1	31-5 to 31-7401258 inclusive 31-7401259 and up
-3	40140-28 43757-180 43757-182 54232-20 54232-26 54232-22 40140-29 43757-171 43757-173 54232-31 54232-37 54232-33	C C,H,Q C,H,P C,H,Q C,H,P C,J C C,H,Q C,H,P C,H,Q C,H,P C,J	ELEVATOR ASSEMBLY - Left ELEVATOR ASSEMBLY - Left ELEVATOR ASSEMBLY - Left ELEVATOR ASSEMBLY - Left ELEVATOR ASSEMBLY - Left ELEVATOR ASSEMBLY - Left ELEVATOR ASSEMBLY - Right ELEVATOR ASSEMBLY - Right ELEVATOR ASSEMBLY - Right ELEVATOR ASSEMBLY - Right ELEVATOR ASSEMBLY - Right ELEVATOR ASSEMBLY - Right	1 1 1 1 1 1 1 1 1 1 1 1	31-5 to 31-148 inclusive 31-149 to 31-7612039 incl 31-149 to 31-7612039 incl 31-7612040 and up 31-7612040 and up 31-5 to 31-148 inclusive 31-149 to 31-7612039 incl 31-149 to 31-7612039 incl 31-7612040 and up 31-7612040 and up
-4	40155-00 40155-26 40155-01 40155-28 40155-27	D,H D,K D,H D,L D,J	STABILIZER ASSEMBLY - Left STABILIZER ASSEMBLY - Left STABILIZER ASSEMBLY - Right STABILIZER ASSEMBLY - Right STABILIZER ASSEMBLY - Right	1 1 1 1 1	31-5 to 31-7612039 inclusive 31-5 to 31-7612039 inclusive
-5	40365-02 40365-14		FAIRING ASSEMBLY - Top, fuselage tail FAIRING ASSEMBLY - Top, fuselage tail	1 1	31-5 to 31-7300928 inclusive 31-7300929 and up
-6	48460-00		* STRAP ASSEMBLY - Lightning protection	1	
-7	40365-03 40365-13		FAIRING ASSEMBLY - Bottom, fuselage tail FAIRING ASSEMBLY - Bottom, fuselage tail	1 1	31-5 to 31-7300928 inclusive 31-7300929 and up
-8	414 748 494 071 406 824		SCREW - (AN507-632R8) WASHER - (A3236-012-1) NUT - (NAS686A06)	12 12 12	
-9	40070-05		TUBE ASSEMBLY - Elevator torque	1	
-10	40006-00		* HORN ASSEMBLY - Elevator torque	1	
-11	14843-106		* * BUSHING	4	
-12	40066-00		* BRACKET - Elevator torque tube	2	
-13	402 321 404 888		* BOLT - (AN174-22A) * NUT - (MS20365-428C)	6 6	
-14	40249-00		HINGE ASSEMBLY - Elevator center	1	
-15	452 386		* BEARING - (NAS506-4)	1	
-16	71533-02 506 619		* SCREW - Stop * NUT - (MS21340-22)	2 2	
-17	40253-00		HORN ASSEMBLY - Rudder	1	
-18	61402-93		* BUSHING	2	
-19	14843-106		* BUSHING	2	
-20	400 107 407 565 404 101		BOLT - (AN4-12) WASHER - (AN960-416) NUT - (AN310-4)	2 2 2	
-21	424 052 414 748 494 071		COTTER PIN - (MS24665-134) SCREW - (AN507-632R8) WASHER - (A3236-012-1)	2 16 16	

When ordering, always specify Part Number, Description and Serial Number of Aircraft

PIPER PARTS CATALOG

Figure and Index Number	Part Number	Code	NOMENCLATURE	No. Req.	SERIAL NUMBERS AFFECTED
33-22	402 310		BOLT - (AN174-12) Inboard hinge	2	
	407 565		WASHER - (AN960-416) Inboard hinge	2	
	404 101		NUT - (AN310-4) Inboard hinge	2	
	424 052		COTTER PIN - (MS24665-134) Inboard hinge	2	
-23	401 189		BOLT - (AN5-11A)	16	
	407 566		WASHER - (AN960-516)	16	
	400 889		NUT - (MS20365-524C)	16	
-24	401 310		BOLT - (AN4-10A)	4	
	407 565		WASHER - (AN960-416)	8	
	404 888		NUT - (MS20365-428C)	4	
-25	402 313		BOLT - (AN174-13)	1	
	407 565		WASHER - (AN960-416) under nut	2	
	401 101		NUT - (AN310-4)	1	
	424 051		COTTER PIN - (AN380-2-2)	1	
-26	401 187		BOLT - (AN5-7A)	6	
	407 566		WASHER - (AN960-516)	6	
	404 889		NUT - (MS20365-524C)	6	
-27	401 188		BOLT - (AN5-10A)	4	
	407 566		WASHER - (AN960-516)	4	
	404 889		NUT - (MS20365-524C)	4	
-28	401 187		BOLT - (AN5-7A)	6	
	407 566		WASHER - (AN960-516)	6	
	404 889		NUT - (MS20365-524C)	6	
-29	401 266		BOLT - (AN3-5A)	8	
	407 584		WASHER - (AN960-10L)	8	
-30	400 706		BOLT - (AN24-19)	1	
	404 393		NUT - (AN320-4)	1	
	424 051		COTTER PIN - (AN380-2-2)	1	
-31	400 003		BOLT - (AN4-6A)	4	
	407 565		WASHER - (AN960-416)	4	
	404 888		NUT - (MS20365-428C)	4	
-32	41954-00		FAIRING ASSEMBLY - Fin	1	
-33	414 748		SCREW - (MS24693-S28)	20	
	494 071		WASHER - (A3236-012-1)	20	
	406 362		NUT - (C8095-632-1)	20	
-34	40770-00		PLATE - Access. Sta 342 25 to 352	1	
-35	415 149		SCREW - (AN526-632R8)	15	
-36	20666-02		MOULDING - Stabilizer skin (475 159)	2	
-37	20666-04		MOULDING - Fin skin (475 164)	2	31-5 to 31-7912073 incl
	71059-06	O	ANGLE - Fin, drag, left	1	31-7912074 and up
	71059-07	O	ANGLE - Fin, drag, right	1	31-7912074 and up
-38	43709-02		SHIM - Flat (032 thickness)	AR	
	43709-03		SHIM - Flat (064 thickness)	AR	
	43709-04		SHIM - Flat (091 thickness)	AR	
-39	43713-02		SHIM - Tapered (064 thickness)	AR	
	43713-03		SHIM - Tapered (091 thickness)	AR	
-40	49972-03		STRAP ASSEMBLY - Lightning protection	6	
-41	49972-03	K	STRAP ASSEMBLY - Lightning protection	2	
-42	402 310	H	BOLT - (AN174-12) Outboard hinges	2	31-5 to 31-7612039 incl
	402 303	K	BOLT - (AN174-11) Outboard and center hinges	4	
	407 565	H	WASHER - (AN960-416) Outboard hinges	4	31-5 to 31-7612039 incl
	407 565	K	WASHER - (AN960-416) Outboard and center hinges	8	

When ordering, always specify Part Number, Description and Serial Number of Aircraft

PIPER PARTS CATALOG

Figure and Index Number	Part Number	Code	NOMENCLATURE	No. Req.	SERIAL NUMBERS AFFECTED
33-42	404 101	H	NUT - (AN310-4) Outboard hinges	2	31-5 to 31-7612039 incl
	404 101	K	NUT - (AN310-4) Outboard and center hinges	4	
	424 052	H	COTTER PIN - (MS24665-134) Outboard hinges	2	
	424 052	K	COTTER PIN - (MS24665-134) Outboard and center hinges	4	
-43	54931-02		SHIM - Elevator torque tube	AR	

When ordering, always specify Part Number, Description and Serial Number of Aircraft

1H24

INTENTIONALLY LEFT BLANK

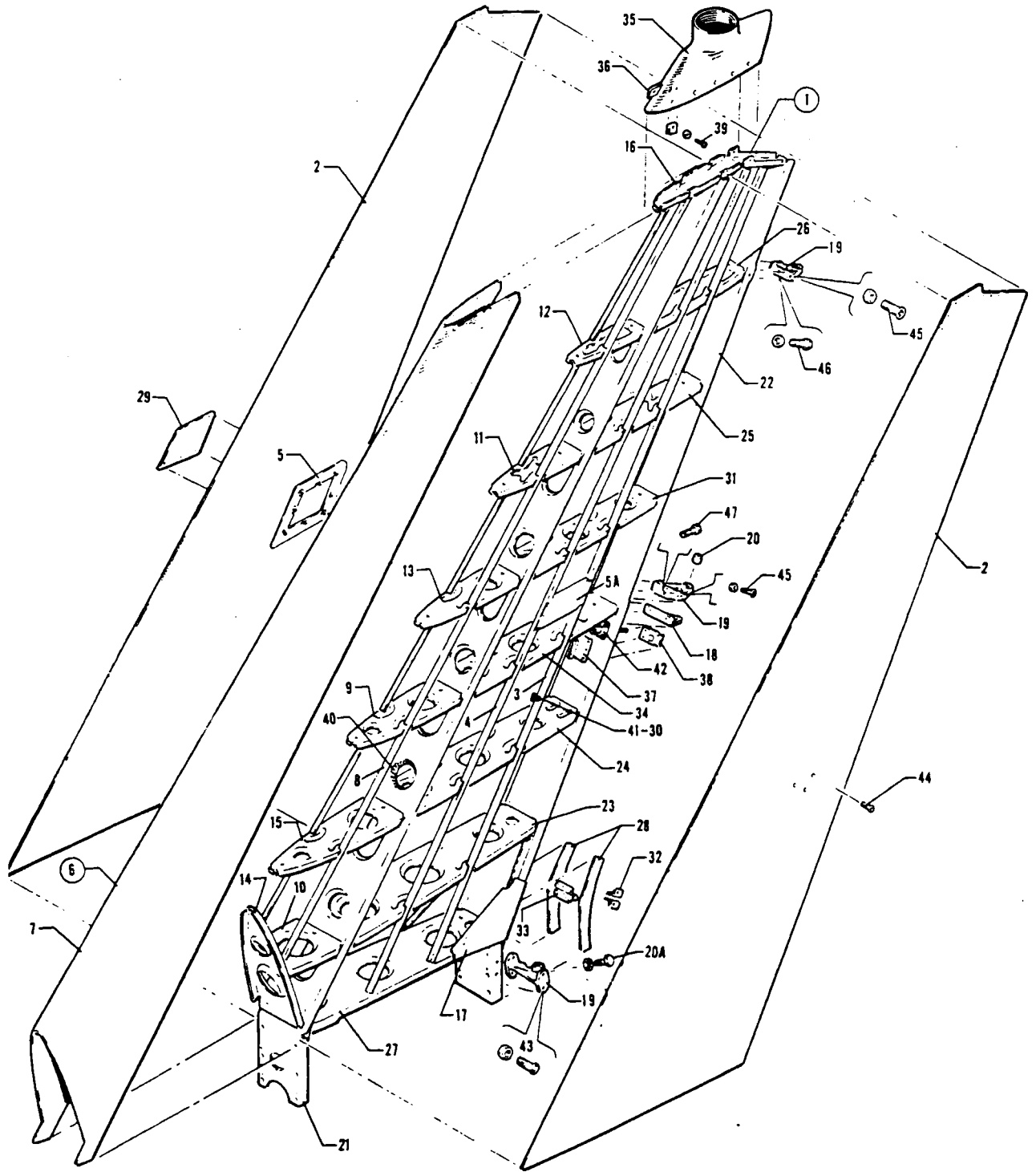


Figure 34 Fin Assembly

PIPER PARTS CATALOG

CODE EXPLANATIONS FOR FIGURE 34

- A - Used if rotating beacon is installed.
- B - Used if strobe lights are installed.
- C - See Figure 103 for component parts.
- D - Used if Ground Recognition Beacon is installed.

PIPER PARTS CATALOG

Figure and Index Number	Part Number	Code	NOMENCLATURE	No. Req.	SERIAL NUMBERS AFFECTED
34-1	40170-00	A	FIN ASSEMBLY - Tail surfaces	1	31-5 to 31-7300928 inclusive
	40170-19	B	FIN ASSEMBLY - Tail surfaces	1	31-5 to 31-7300928 inclusive
	40170-22	A	FIN ASSEMBLY - Tail surfaces	1	31-7300929 to 31-7300961 incl
	40170-21	B	FIN ASSEMBLY - Tail surfaces	1	31-7300929 to 31-7300961 incl
	40170-20		FIN ASSEMBLY - Tail surfaces	1	31-7300962 to 31-8112045 incl
	40170-27		FIN ASSEMBLY - Tail surfaces	1	31-8112046 and up
-2	40170-30		* SKIN ASSEMBLY - Fin, left	1	
	40170-29		* SKIN ASSEMBLY - Fin, right	1	
-3	40170-02		* * STRINGER - Fin, skin assembly, left	1	
	40170-03		* * STRINGER - Fin, skin assembly, right	1	
-4	40170-04		* * STRINGER - Fin, skin assembly, left	1	
	40170-05		* * STRINGER - Fin, skin assembly, right	1	
-5	42303-00		* * REINFORCEMENT PLATE - Fin, skin assembly, right	1	
-5a	48613-02		* * BRACKET - Antenna mounting, left	1	31-7401255 and up
	48613-03		* * BRACKET - Antenna mounting, right	1	31-7401255 and up
-6	40170-14		* LEADING EDGE ASSEMBLY - Fin	1	
-7	40170-13		* * SKIN ASSEMBLY - Fin, leading edge	1	
-8	40170-06		* * * STRINGER - Fin, leading edge, left	1	
	40170-07		* * * STRINGER - Fin, leading edge, right	1	
-9	40126-02		* * RIB - Fin, leading edge, W.L. 55	1	
-10	40080-02		* * RIB - Fin, leading edge, W.L. 36.75	1	
-11	40094-03		* * RIB - Fin, leading edge, W.L. 74.5	1	
-12	40094-05		* * RIB - Fin, leading edge, W.L. 84.5	1	
-13	40095-03		* * RIB - Fin, leading edge, W.L. 64.75	1	
-14	40096-00		* * RIB - Fin, leading edge, W.L. 30.125 to W.L. 44.75	1	
-15	40125-00		* * RIB - Fin, leading edge, W.L. 46	1	
-16	40104-03		* RIB ASSEMBLY - Fin tip, rear	1	
	40104-05		* RIB ASSEMBLY - Fin tip, front	1	
-17	40170-16		* GUSSET - Fin, Sta 342.25, W.L. 27.5, left	1	31-5 to 31-7912039 incl
	40170-24		* GUSSET - Fin, Sta 342.25, W.L. 27.5, left	1	31-7912040 and up
	40170-15		* GUSSET - Fin, Sta 342.25, W.L. 27.5, right	1	31-5 to 31-7912039 incl
	40170-23		* GUSSET - Fin, Sta 342.25, W.L. 27.5, right	1	31-7912040 and up
-18	40002-00		* PLATE - Fin, rudder tab screw guide	1	
-19	40219-00		* HINGE ASSEMBLY - Rudder attachment, lower	1	
	40233-00		* HINGE ASSEMBLY - Rudder attachment, center	1	
	48055-00		* HINGE ASSEMBLY - Rudder attachment, upper	1	
-20	452 386		* * BEARING - Fin, hinge assembly (NAS506-4)	1	
-20a	71533-02		* * SCREW - Stop, lower hinge	2	
	404 678		* * NUT - (AN345-10), lower hinge	2	
-21	40026-02		* SPAR ASSEMBLY - Fin, front	1	
-22	40026-03		* SPAR ASSEMBLY - Fin, rear	1	
-23	40080-04		* RIB ASSEMBLY - Fin, main, W.L. 36.75	1	
-24	74027-02		* RIB ASSEMBLY - Fin, main, W.L. 46	1	
-25	40094-02		* RIB - Fin, main, W.L. 74.5	1	
-26	40094-04		* RIB - Fin, main, W.L. 84.5	1	
-27	44294-00		* RIB ASSEMBLY - Fin, main, bottom	1	
-28	40108-00		* PLATE - Fin, bottom rear spar reinforcement	2	
-29	42301-00		* PLATE - Fin, access hole cover	1	
-30	415 737		* SCREW - (AN515-6R6)	1	
	404 909		* NUT - (MS20365-632C)	1	
-31	40095-04		* RIB ASSEMBLY - Fin, main, W.L. 64.75	1	
-32	40344-00		* CLIP - Fin bottom, rear and forward spar stiffener	8	
-33	40342-02		* CHANNEL - Fin bottom, rear spar stiffener	1	
	40342-03		* CHANNEL - Fin bottom, forward spar stiffener	1	
-34	40126-04		* RIB ASSEMBLY - Fin, main, W.L. 55	1	

When ordering, always specify Part Number, Description and Serial Number of Aircraft

PIPER PARTS CATALOG

Figure and Index Number	Part Number	Code	NOMENCLATURE	No Req.	SERIAL NUMBERS AFFECTED
34-35	50253-00	B	* TIP ASSEMBLY - Fin	1	31-5 to 31-7300928 inclusive
	40363-08	A	* TIP ASSEMBLY - Fin	1	31-5 to 31-7300961 incl
	50253-11	B	* TIP ASSEMBLY - Fin	1	31-7300929 to 31-7300961 incl
	44943-03		* TIP ASSEMBLY - Fin	1	31-7300962 and up
	49511-02	D	* TIP ASSEMBLY - Fin	1	31-7812001 and up
-36	42819-00		* * FITTING - Antenna attachment, left	1	
	42819-01		* * FITTING - Antenna attachment, right	1	
-37	40777-00		* BRACKET ASSEMBLY - Rudder trim tab rheostat	1	
-38	40781-00		* PLATE - Fin spar filler	1	
-39	414 748		* SCREW - Tip attachment (AN507-632R8)	12	
	494 071		* WASHER - Tip attachment (A3236-012-1)	12	
	406 355		* NUT - Tip attachment (A6052-632-1)	12	
-40	463 376		* GROMMET - Caterpillar (G51H, Type "A"), front spar	1	
-41	454 927		* CLAMP - (A4980S-2-91)	1	
-42	40038-00	C	* SCREW ASSEMBLY - Rudder trim tab	1	
-43	400 440		* BOLT - (AN3-6A)	4	
	404 887		* NUT - (MS20365-1032C)	4	
-44	414 507		* SCREW - (MS24693-S26)	3	
-45	411 211		* SCREW - (NAS221-11)	4	
	404 887		* NUT - (MS20365-1032C)	4	
-46	401 266		* BOLT - (AN3-5A)	1	
	407 584		* WASHER - (AN960-10L)	1	
-47	400 438		* BOLT - (AN3-4A)	1	

When ordering, always specify Part Number, Description and Serial Number of Aircraft

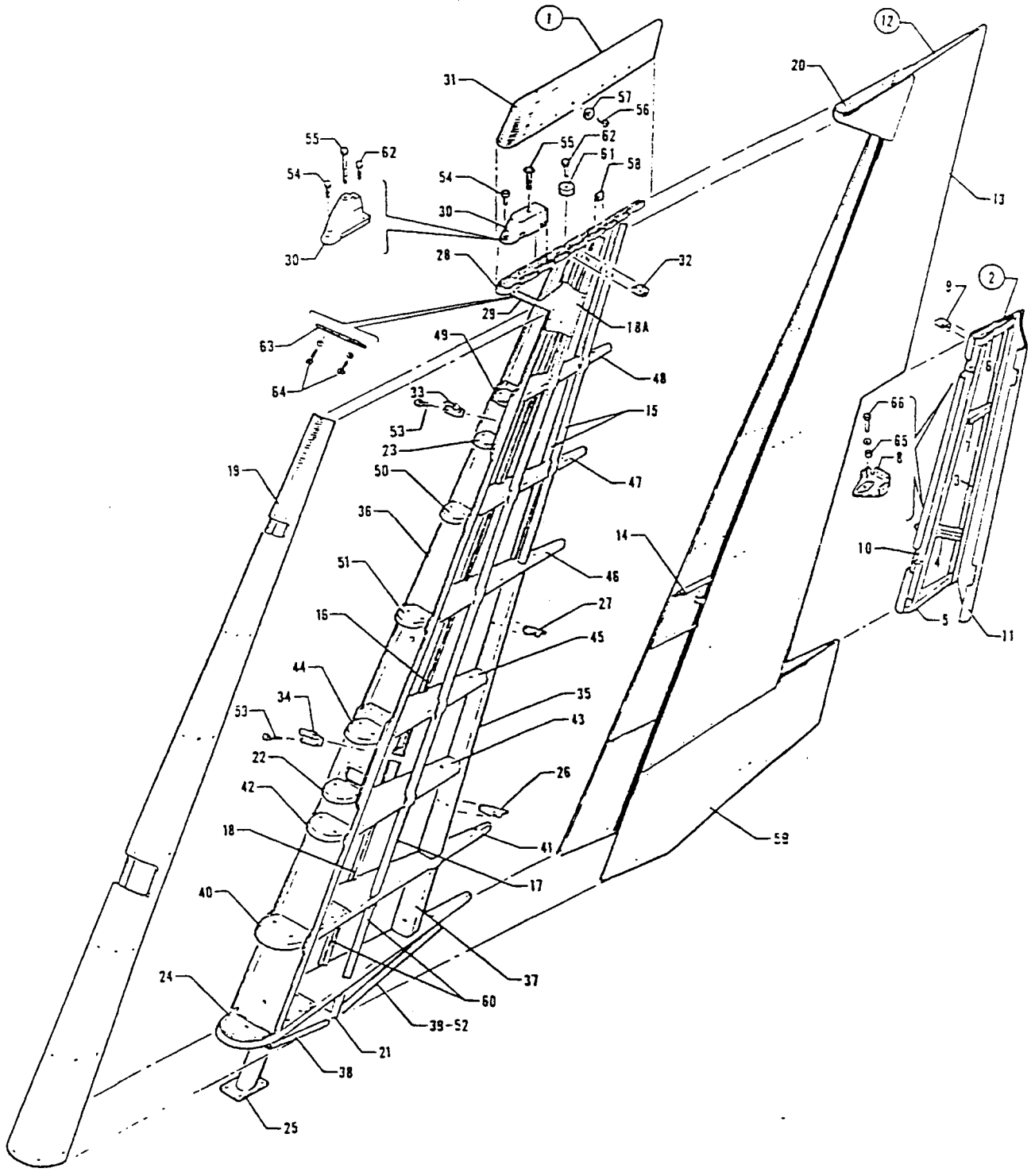


Figure 35. Rudder Assembly

REVISED: SEPTEMBER 1977

PIPER PARTS CATALOG

CODE EXPLANATIONS FOR FIGURE 35

- A - Not available. Order part for serial numbers 31-7401259 and up as a replacement.
- B - Order part for serial numbers 31-7401259 and up if Rudder Assembly Part No. 40046-00 or 40046-26 has been replaced with Part No. 40046-39
- C - Used on serial numbers 31-5 to 31-7401258 inclusive if Rudder Assembly Part No. 40046-00 or 40046-26 has been replaced with Part No. 40046-39
- D - Not used if Rudder Assembly Part No. 40046-00 or 40046-26 has been replaced with Part No. 40046-39.

PIPER PARTS CATALOG

Figure and Index Number	Part Number	Code	NOMENCLATURE	No Req	SERIAL NUMBERS AFFECTED
35-1	40046-26	A	RUDDER ASSEMBLY	1	31-5 to 31-7401258 inclusive
	40046-39		RUDDER ASSEMBLY	1	31-7401259 and up
-2	40008-00		* TAB ASSEMBLY - Rudder	1	
-3	40340-00		* * CHANNEL - Rudder tab	1	
-4	40015-00		* * HORN ASSEMBLY - Rudder tab	1	
-5	40014-02		* * RIB - Rudder tab, bottom	1	
-6	40014-03		* * RIB - Rudder tab, top	1	
-7	40013-04		* * RIB - Rudder tab	1	
-8	40012-03		* * HINGE ASSEMBLY - Tab, top	1	
	40012-02		* * HINGE ASSEMBLY - Tab, bottom	1	
-9	40010-00		* * CLIP - Rudder tab spar attachment	1	
-10	40009-00		* * SPAR - Rudder tab	1	
-11	40008-02		* * SKIN - Tab assembly	1	
-12	40046-36		* SKIN ASSEMBLY - Rudder	1	
-13	40046-35		* * SKIN - Rudder side	1	
-14	40046-16		* * PLATE - Rudder tab control rod, opening reinforcement, right	1	
-15	40046-05		* * CHANNEL - Rudder skin reinforcement	2	
-16	40046-07		* * CHANNEL - Rudder skin reinforcement, right	1	
-17	40046-08		* * CHANNEL - Rudder skin reinforcement, left	1	
-18	40046-09		* * CHANNEL - Rudder skin reinforcement, right	1	
-18a	40046-32	C	* * GUSSET - Rudder reinforcement, left	1	31-7401259 and up
	40046-33	C	* * GUSSET - Rudder reinforcement, right	1	31-7401259 and up
-19	40046-11		* SKIN - Rudder leading edge	1	
-20	40046-04		* SKIN - Rudder leading edge, upper	1	
-21	40021-00		* CHANNEL - Rudder skin support	1	
-22	46959-00		* RIB - Rudder, leading edge, W L 50 00	1	
-23	40023-03		* RIB - Rudder, leading edge, W L 81 75	1	
-24	40039-00		* RIB - Rudder butt	1	
-25	40040-09		* TUBE ASSEMBLY - Rudder torque	1	
-26	40042-02		* BRACKET ASSEMBLY - Rudder tab hinge, bottom	1	
-27	40043-00		* BRACKET ASSEMBLY - Rudder tab hinge, top	1	
-28	40044-00		* RIB ASSEMBLY - Rudder tip	1	
-29	40045-00	B	* CHANNEL ASSEMBLY - Rudder tip support	1	31-5 to 31-7401258 inclusive
	40045-06		* CHANNEL ASSEMBLY - Rudder tip support	1	31-7401259 and up
-30	40356-00	B	* BALANCE WEIGHT - Rudder	1	31-5 to 31-7401258 inclusive
	54159-03		* BALANCE WEIGHT - Rudder	1	31-7401259 and up
-31	40363-12		* TIP - Rudder	1	
-32	40048-00		* CLIP - Rudder spar	1	
-33	51108-04		* HINGE ASSEMBLY - Rudder, upper	1	
-34	51109-04		* HINGE ASSEMBLY - Rudder, lower	1	
-35	40067-00		* SPAR - Rudder stub	1	
-36	40068-05	B	* SPAR ASSEMBLY - Rudder	1	31-5 to 31-7401258 inclusive
	40068-08		* SPAR ASSEMBLY - Rudder	1	31-7401259 and up
-37	40069-00		* CHANNEL - Rudder skin support	1	
-38	40077-02		* ANGLE - Rudder skin support	2	
-39	40077-03		* ANGLE - Rudder skin support, right	1	
-40	40078-02		* RIB - Rudder, leading edge, W L 36 75	1	
-41	40078-03		* RIB - Rudder, main, W L 36 75	1	
-42	40079-02		* RIB - Rudder, leading edge, W L 46	1	
-43	40079-03		* RIB - Rudder, main, W L 46	1	
-44	40079-04		* RIB - Rudder, leading edge, W L 55	1	
-45	40079-05		* RIB - Rudder, main, W L 55	1	

When ordering, always specify Part Number, Description and Serial Number of Aircraft

PIPER PARTS CATALOG

Figure and Index Number	Part Number	Code	NOMENCLATURE	No Req.	SERIAL NUMBERS AFFECTED
35-46	40083-02		* RIB - Rudder, main, W L 64 75	1	
-47	40083-03		* RIB - Rudder, main, W L 74 5	1	
-48	40083-04		* RIB - Rudder, main, W L 84 50	1	
-49	40083-05		* RIB - Rudder, leading edge, W L 84 50	1	
-50	40083-06		* RIB - Rudder, leading edge, W L 74 50	1	
-51	40083-07		* RIB - Rudder, leading edge, W L 64 75	1	
-52	40077-04		* ANGLE - Rudder skin support, left	1	
-53	400 438		* BOLT - Rudder hinge attachment (AN3-4A)	4	
-54	400 441		* BOLT - Rudder balance weight attachment (AN3-7A)	1	
-55	400 460	B	* BOLT - Rudder balance weight attachment (AN3-35A)	1	31-5 to 31-7401258 inclusive
	400 463		* BOLT - Rudder balance weight attachment (AN3-40A)	1	31-7401259 and up
-56	414 748		* SCREW - Rudder tip attachment (MS24693-S28)	16	
-57	494 071		* WASHER - Rudder tip attachment (AN3236-012-1)	16	
-58	406 355		* NUT - Rudder tip attachment (A6052-632-1)	16	
-59	40046-20		* SKIN - Rudder	1	
-60	40046-18		* CHANNEL - Rudder skin reinforcement, left	1	
	40046-19		* CHANNEL - Rudder skin reinforcement, right	1	
-61	43332-00	D	* WASHER - Balance (035 thick)	AR	31-5 to 31-7401258 inclusive
-62	401 269	B	* BOLT - (AN3-10A)	1	31-5 to 31-7401258 inclusive
	400 443	C	* BOLT - (AN3-12A)	1	31-7401259 and up
-63	53892-02	C	* WEIGHT - Balance	AR	31-7401259 and up
-64	411 534	C	* SCREW - (MS35207-265)	2	31-7401259 and up
	407 584	C	* WASHER - (AN960-10L)	2	31-7401259 and up
-65	41413-51		* BUSHING	2	
-66	400 440		* BOLT - (AN3-6A)	2	
	81342-09		* WASHER	2	

When ordering, always specify Part Number, Description and Serial Number of Aircraft

PIPER PARTS CATALOG

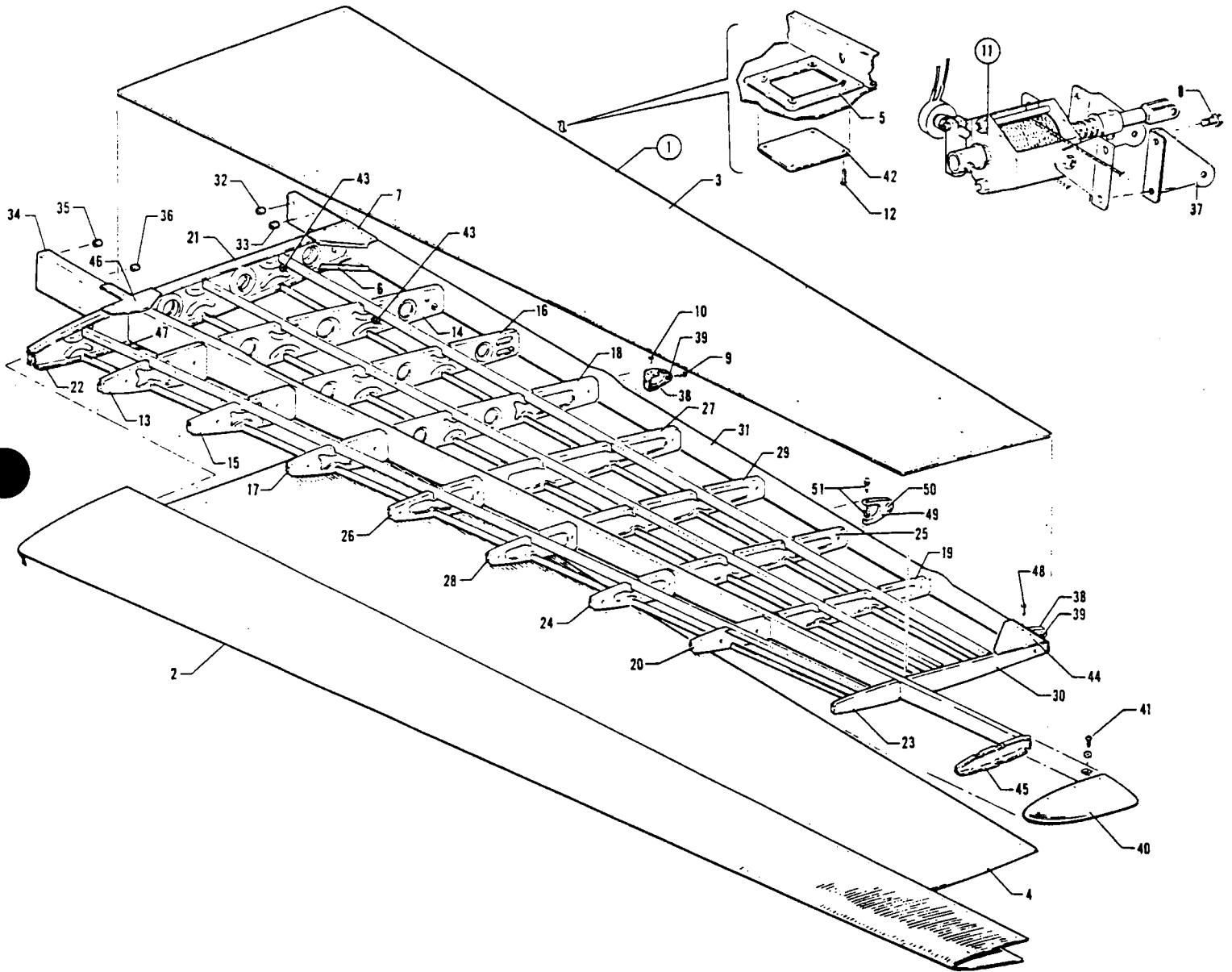


Figure 36. Stabilizer Assembly

PIPER PARTS CATALOG

CODE EXPLANATIONS FOR FIGURE 36

- A - See Figure 105 for component parts
- B - Used on PA-31-310 and PA-31-300 airplanes only
- C - Used on PA-31-325 airplanes only
- D - Used on PA-31-325 airplanes Also used on PA-31-310 airplanes with serial numbers 31-7612040 and up
- E - Used on PA-31-310 airplanes with serial numbers 31-7612040 and up
- F - Used on PA-31-325 with serial numbers 31-7400990 and 31-7512006 to 31-7512058 inclusive Also used on PA-31-310 with serial numbers 31-712 and up
- G - Used on PA-31-325 airplanes Also used on PA-31-310 airplanes with serial numbers 31-7612040 to 31-8012080 inclusive
- H - Order part for serial numbers 31-8012081 and up if Kit 764 054 or Kit 764 055 has been installed per Service Bulletin No 687
- J - Also used on serial numbers 31-5 to 31-8012080 inclusive if Kit 764 054 or Kit 764 055 has been installed per Service Bulletin No 687

PIPER PARTS CATALOG

Figure and Index Number	Part Number	Code	NOMENCLATURE	No. Req.	SERIAL NUMBERS AFFECTED
36-1	40155-00	B	STABILIZER ASSEMBLY - Left	1	31-5 to 31-7612039 inclusive
	40155-26	D	STABILIZER ASSEMBLY - Left	1	
	40155-01	B	STABILIZER ASSEMBLY - Right	1	
	40155-28	E	STABILIZER ASSEMBLY - Right	1	
	40155-27	C	STABILIZER ASSEMBLY - Right	1	
-2	40155-14		SKIN ASSEMBLY - Stabilizer, leading edge, left	1	
	40155-15		SKIN ASSEMBLY - Stabilizer, leading edge, right	1	
-3	40155-16		SKIN ASSEMBLY - Stabilizer, top, left	1	
	40155-19		SKIN ASSEMBLY - Stabilizer, top, right	1	
-4	40155-18		SKIN ASSEMBLY - Stabilizer, bottom, left	1	
	40155-17		SKIN ASSEMBLY - Stabilizer, bottom, right	1	
-5	42317-00		PLATE ASSEMBLY - Access hole reinforcing, right	1	
-6	42258-00		GUSSET - Stabilizer, bottom, left	1	
	42258-01		GUSSET - Stabilizer, bottom, right	1	
-7	42226-00		GUSSET - Stabilizer, top, left	1	
	42226-01		GUSSET - Stabilizer, top, right	1	
-8	400 440		BOLT - Elevator trim screw (AN3-6A)	4	
-9	400 440		BOLT - (AN3-6A)	2	
	407 584		WASHER - (AN960-10L)	2	
-10	411 211		SCREW - (NAS221-11)	2	
	407 584		WASHER - (AN960-10L)	2	
	404 887		NUT - (MS20365-1032C)	2	
-11	44200-00	A	SCREW ASSEMBLY - Elevator trim tab, right	1	31-5 to 31-711 inclusive
	44200-02	A,F	SCREW ASSEMBLY - Elevator trim tab, right	1	
	53850-00	A,C	SCREW ASSEMBLY - Elevator trim tab, right	1	31-7512059 and up
-12	414 763		SCREW - (MS24693-S50)	4	
-13	40053-02		RIB - Stabilizer, front, Sta. 19.5	1	
-14	40063-03		RIB - Stabilizer, rear, Sta. 19.5	1	
-15	40055-02		RIB - Stabilizer, front, Sta. 28.5	1	
-16	40055-03		RIB - Stabilizer, rear, Sta. 28.5	1	
-17	40057-02		RIB - Stabilizer, front, Sta. 38	1	
-18	40057-03		RIB - Stabilizer, rear, Sta. 38, left	1	
	43213-00		RIB ASSEMBLY - Stabilizer, rear, Sta. 38, right	1	
-19	40087-02		RIB - Stabilizer, rear, Sta. 78	1	
-20	40087-03		RIB - Stabilizer, front, Sta. 78	1	
-21	42230-10		RIB ASSEMBLY - Stabilizer, rear, Sta. 12.62, left	1	
	42230-11		RIB ASSEMBLY - Stabilizer, rear, Sta. 12.62, right	1	
-22	42230-12		RIB ASSEMBLY - Stabilizer, front, Sta. 12.62, left	1	
	42230-13		RIB ASSEMBLY - Stabilizer, front, Sta. 12.62, right	1	
-23	40091-00		RIB - Stabilizer tip, Sta. 92	1	
-24	40100-02		RIB - Stabilizer, front, Sta. 68	1	
-25	40100-03		RIB - Stabilizer, rear, Sta. 68	1	
-26	40102-02		RIB - Stabilizer, front, Sta. 48	1	
-27	40102-03		RIB - Stabilizer, rear, Sta. 48	1	
-28	40102-04		RIB - Stabilizer, front, Sta. 58	1	
-29	40102-05		RIB - Stabilizer, rear, Sta. 58	1	
-30	41795-00		RIB - Stabilizer tip, Sta. 91.12	1	
-31	40122-02		SPAR ASSEMBLY - Stabilizer, left	1	
	40122-03		SPAR ASSEMBLY - Stabilizer, right	1	
-32	61402-90		BUSHING - Stabilizer, spar assembly	2	
-33	453 780		BUSHING - Stabilizer, spar assembly (NAS77-5-38)	4	
-34	40122-16		SPAR ASSEMBLY - Stabilizer, left	1	
	40122-15		SPAR ASSEMBLY - Stabilizer, right	1	
-35	453 729		BUSHING - Stabilizer, spar assembly (NAS77-5-23)	2	
-36	453 781		BUSHING - Stabilizer, spar assembly (NAS77-5-43)	4	

When ordering, always specify Part Number, Description and Serial Number of Aircraft

PIPER PARTS CATALOG

Figure and Index Number	Part Number	Code	NOMENCLATURE	No. Req.	SERIAL NUMBERS AFFECTED
36-37	43206-00		* ANGLE - Elevator tab pulley, left	1	
	43206-01		* ANGLE - Elevator tab pulley, right	1	
-38	40237-00		* HINGE ASSEMBLY - Elevator attachment, inboard	1	
	42235-00	H	* HINGE ASSEMBLY - Elevator attachment, outboard	1	31-5 to 31-8012080 incl
	71700-02	J	* HINGE ASSEMBLY - Elevator attachment, outboard	1	31-8012081 and up
-39	452 386		* * BEARING - Stabilizer hinge assembly (NAS506-4)	1	
-40	40364-02		* TIP - Stabilizer	1	
-41	414 748		* SCREW - Flat head (MS24693-S28)	10	
	494 071		* WASHER - (A3236-012-1)	10	
	406 355		* NUT - (A6052-632-1)	10	
-42	42316-00		* PLATE - Stabilizer, access hole cover, right	1	
-43	434 126		* GROMMET - Stabilizer wire, right (MS35489-4)	3	
-44	74037-02		* GUSSET - Stabilizer reinforcement	2	
-45	43210-00		* RIB - Stabilizer (Sta 104 75)	1	
-46	42227-00		* GUSSET - Stabilizer, front spar, top, left	1	
	42227-01		* GUSSET - Stabilizer, front spar, top, right	1	
-47	42257-00		* GUSSET - Stabilizer, front spar, bottom, left	1	
	42257-01		* GUSSET - Stabilizer, front spar, bottom, right	1	
-48	70353-02		* SCREW	2	31-5 to 31-8012080 incl
	407 584		* WASHER - (AN960-10L)	2	31-5 to 31-8012080 incl
	404 887		* NUT - (MS20365-1032C)	2	31-5 to 31-8012080 incl
-49	54228-02	G	* HINGE ASSEMBLY - Elevator (Sta 65 75)	1	
	71700-03		* HINGE ASSEMBLY - Elevator (Sta 65 75)	1	31-8012081 and up
-50	452 386	D	* * BEARING - Elevator hinge (NAS506-4)	1	
-51	411 212	G	* SCREW - (NAS221-12)	2	
	407 584	G	* WASHER - (AN960-10L)	2	
	404 887	G	* NUT - (MS20365-1032C)	2	

When ordering, always specify Part Number, Description and Serial Number of Aircraft

PIPER PARTS CATALOG

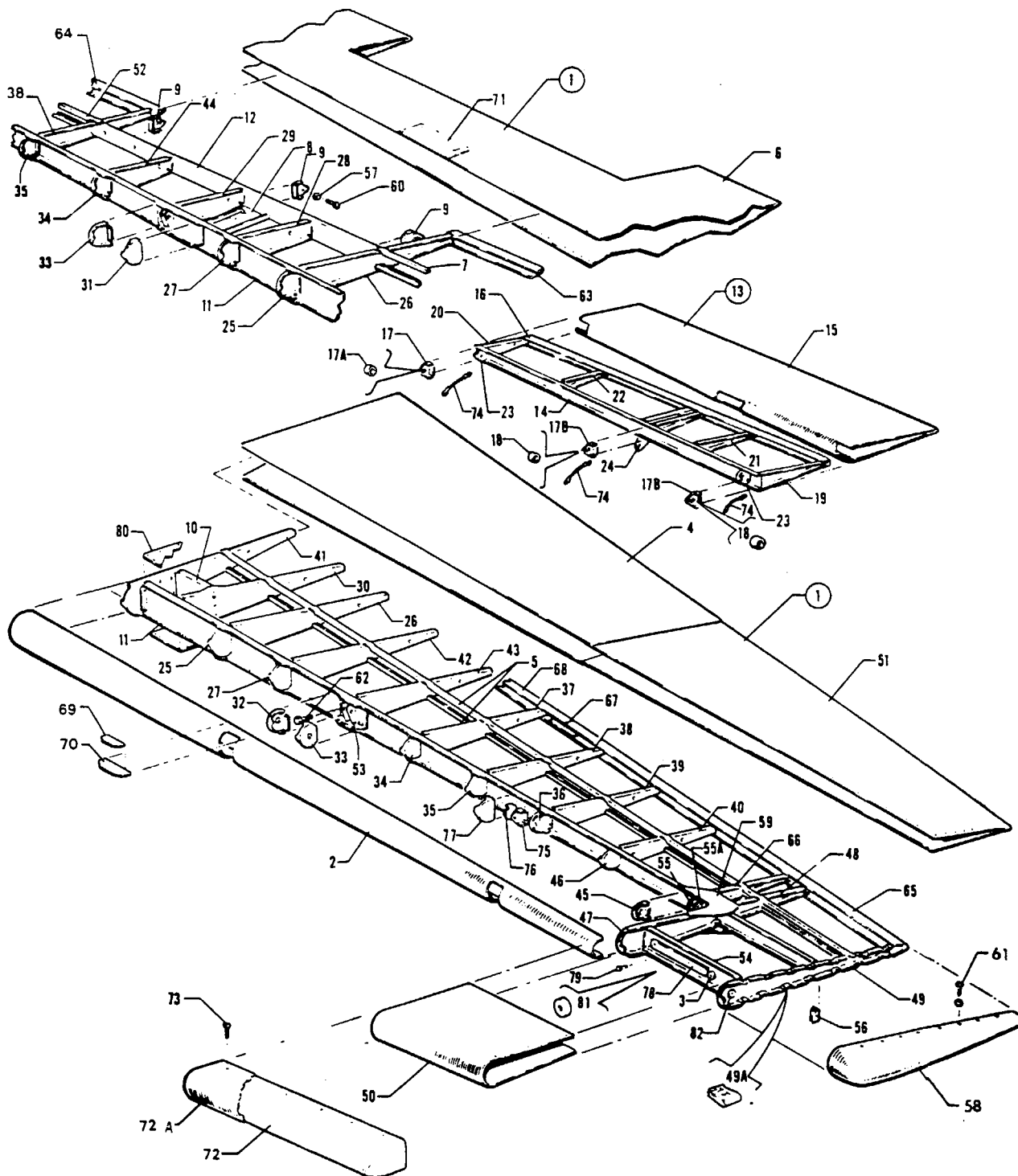


Figure 37. Elevator Assembly

PIPER PARTS CATALOG

CODE EXPLANATIONS FOR FIGURE 37

- A - Used on PA-31-310 and PA-31-300 airplanes only
- B - Used on PA-31-325 airplanes Also used on PA-31-310 airplanes with serial numbers 31-7612040 and up
- C - Used only if nacelle wing lockers are installed on PA-31-310 airplanes with serial numbers 31-660, 31-712 to 31-7400189 inclusive, 31-7400991 to 31-7512005 inclusive and 31-7812098 and up
- D - Used on PA-31-325 airplanes only
- E - No longer available Order part for serial numbers 31-7400990 and 31-7512006 and up
- F - Also used on serial numbers 31-5 to 31-7400989 inclusive and 31-7400991 to 31-7512005 inclusive, if Tab Assembly incorporates a "Z" type hinge assembly mounted inboard at B L 19 75
- G - Used if nacelle wing lockers are not installed
- H - Used if nacelle wing lockers are installed

PIPER PARTS CATALOG

Figure and Index Number	Part Number	Code	NOMENCLATURE	No. Req.	SERIAL NUMBERS AFFECTED
37-1	40140-28		ELEVATOR ASSEMBLY - Left	1	31-5 to 31-148 inclusive
	43757-180	A.G	ELEVATOR ASSEMBLY - Left	1	31-149 to 31-7612039 incl
	43757-182	A.H	ELEVATOR ASSEMBLY - Left	1	31-149 to 31-7612039 incl
	54232-20	A.G	ELEVATOR ASSEMBLY - Left	1	31-7612040 and up
	54232-26	A.H	ELEVATOR ASSEMBLY - Left	1	31-7612040 and up
	54232-22	D	ELEVATOR ASSEMBLY - Left	1	
	40140-29		ELEVATOR ASSEMBLY - Right	1	31-5 to 31-148 inclusive
	43757-171	A.G	ELEVATOR ASSEMBLY - Right	1	31-149 to 31-7612039 incl
	43757-173	A.H	ELEVATOR ASSEMBLY - Right	1	31-149 to 31-7612039 incl
	54232-31	A.G	ELEVATOR ASSEMBLY - Right	1	31-7612040 and up
	54232-37	A.H	ELEVATOR ASSEMBLY - Right	1	31-7612040 and up
	54232-33	D	ELEVATOR ASSEMBLY - Right	1	
-2	40140-03	A	* SKIN - Elevator leading edge, left	1	31-5 to 31-7612039 inclusive
	54232-06	B	* SKIN - Elevator leading edge, left	1	
	40140-04	A	* SKIN - Elevator leading edge, right	1	31-5 to 31-7612039 inclusive
	54232-07	B	* SKIN - Elevator leading edge, right	1	
-3	43332-00		* WASHER - Balance (035 thick)	2	
-4	40140-12		* SKIN ASSEMBLY - Elevator, left	1	
-5	40140-07		* * CHANNEL - Elevator, center, left	2	
-6	40140-13		* SKIN ASSEMBLY - Elevator, right	1	
-7	40140-08		* * CHANNEL - Elevator, center, right	2	
-8	40140-11		* * PLATE - Reinforcement, tab control rod hole, right	1	
-9	40042-08		* BRACKET ASSEMBLY - Tab hinge, inboard, right	1	
	40042-09		* BRACKET ASSEMBLY - Tab hinge, center, right	1	
	40042-10		* BRACKET ASSEMBLY - Tab hinge, outboard, right	1	
-10	40060-00		* CHANNEL - Elevator, inboard	1	
-11	40075-02		* SPAR ASSEMBLY - Elevator, leading edge, left	1	31-5 to 31-148 inclusive
	40075-09	A	* SPAR ASSEMBLY - Elevator, leading edge, left	1	31-149 to 31-7612039 incl
	40075-14	B	* SPAR ASSEMBLY - Elevator, leading edge, left	1	
	40075-03		* SPAR ASSEMBLY - Elevator, leading edge, right	1	31-5 to 31-148 inclusive
	40075-11	A	* SPAR ASSEMBLY - Elevator, leading edge, right	1	31-149 to 31-7612039 incl
	40075-16	B	* SPAR ASSEMBLY - Elevator, leading edge, right	1	
-12	40076-00		* SPAR - Elevator stub, center, right	1	
-13	42480-00	E	* TAB ASSEMBLY - Elevator, right	1	31-5 to 31-7400989 inclusive, 31-7400991 to 31-7512005 incl
	42480-04		* TAB ASSEMBLY - Elevator, right	1	31-7400990, 31-7512006 and up
-14	43217-00		* * SPAR - Elevator tab, leading edge	1	31-5 to 31-7400989 inclusive, 31-7400991 to 31-7512005 incl
	43217-02	F	* * SPAR - Elevator tab, leading edge	1	31-7400990, 31-7512006 and up
-15	42480-02		* * SKIN - Elevator tab	1	31-5 to 31-7400989 inclusive, 31-7400991 to 31-7512005 incl
	42480-03	F	* * SKIN - Elevator tab	1	31-7400990, 31-7512006 and up
-16	16754-02		* * CHANNEL - Elevator tab, leading edge	1	
-17	40012-11		* * HINGE ASSEMBLY - Elevator tab, inboard	1	31-5 to 31-7400989 inclusive, 31-7400991 to 31-7512005 incl
	40012-22	F	* * HINGE ASSEMBLY - Elevator tab, inboard	1	31-7400990, 31-7512006 and up
-17a	453 794		* * * BEARING - Elevator tab hinge assembly (NAS77-5-19)	1	
-17b	40012-12		* * HINGE ASSEMBLY - Elevator tab, center	1	
	40012-13		* * HINGE ASSEMBLY - Elevator tab, outboard	1	
-18	453 794		* * * BEARING - Elevator tab hinge assembly (NAS77-5-19)	1	
-19	43211-02		* * RIB - Elevator tab, B.L. 19 75	1	
-20	43212-02		* * RIB - Elevator tab, B.L. 57 12	1	
-21	40050-02		* * RIB - Elevator tab, B.L. 28 50	1	
-22	40050-05		* * RIB - Elevator tab, B.L. 48	1	
-23	43211-03		* * RIB - Elevator tab, inboard	1	
	43212-03		* * RIB - Elevator tab, outboard	1	
-24	43221-00		* * HORN ASSEMBLY - Elevator tab, B.L. 35.69	1	
-25	40052-02		* RIB - Elevator nose, leading edge, B.L. 19.5	1	
-26	40052-03		* RIB - Elevator, B L 19.5	1	

When ordering, always specify Part Number, Description and Serial Number of Aircraft

PIPER PARTS CATALOG

Figure and Index Number	Part Number	Code	NOMENCLATURE	No. Req.	SERIAL NUMBERS AFFECTED
37-27	40054-02		* RIB - Elevator nose, leading edge, B L 28 5	1	
-28	40054-03		* RIB - Elevator, B L 28 5, right	1	
-29	40056-00		* RIB - Elevator, B L 37 8	1	
-30	40058-00		* RIB - Elevator, B L 12	1	
-31	40059-08		* RIB - Elevator nose, leading edge, right	1	
-32	40059-03		* RIB - Elevator nose, leading edge, left	1	
-33	40059-04		* RIB - Elevator nose, leading edge	1	
-34	40086-02		* RIB - Elevator, leading edge, B L 48	1	
-35	40086-03		* RIB - Elevator, leading edge, B L 58	1	
-36	40086-04	A	* RIB - Elevator, leading edge, B L 68	1	31-5 to 31-7612039 inclusive
	40086-08	B	* RIB - Elevator, leading edge, B L 68	1	
-37	40086-05		* RIB - Elevator, B L 48, left	1	
-38	40086-06		* RIB - Elevator, B L 58	1	
-39	40086-07		* RIB - Elevator, B L 68	1	
-40	40088-00		* RIB - Elevator, B L 77 8	1	
-41	40090-00		* RIB - Elevator, B L 7 42 canted	1	
-42	40098-00		* RIB - Elevator, B L 28.5, left	1	
-43	40099-00		* RIB - Elevator, B L 37 8, left	1	
-44	40173-00		* RIB - Elevator, B L 48, right	1	
-45	40059-07		* RIB - Elevator nose, B L 89	1	
-46	42214-00		* RIB - Elevator nose, B L 77 88	1	
-47	42218-02		* RIB - Elevator, B L 92.38	1	31-5 to 31-148 inclusive
	43745-00		* RIB - Elevator, B L 92 38	1	31-149 and up
-48	42218-04		* RIB - Elevator, B L 92 38	1	
-49	42219-00		* RIB ASSEMBLY - Elevator, B L 104 75, left	1	31-5 to 31-148 inclusive
	43743-00		* RIB ASSEMBLY - Elevator, B L 104 75, left	1	31-149 and up
	42219-01		* RIB ASSEMBLY - Elevator, B L 104 75, right	1	31-5 to 31-148 inclusive
	43743-01		* RIB ASSEMBLY - Elevator, B L 104 75, right	1	31-149 and up
-49a	406 355		* * NUT - (A6052-632-1)	14	
-50	40140-17		* SKIN ASSEMBLY - Elevator, B L 92 38 to 104 75	1	31-5 to 31-148 inclusive
-51	40140-21		* SKIN ASSEMBLY - Elevator, B L 58 to 104 75, left	1	31-5 to 31-148 inclusive
	43757-16		* SKIN ASSEMBLY - Elevator, B L 58 to 104 75, left	1	31-149 and up
	40140-22		* SKIN ASSEMBLY - Elevator, B L 58 to 104 75, right	1	31-5 to 31-148 inclusive
	43757-15		* SKIN ASSEMBLY - Elevator, B L 58 to 104 75, right	1	31-149 and up
-52	40140-09		* * CHANNEL - Elevator, B L 58 to 104 75	2	31-5 to 31-148 inclusive
	43757-05		* * CHANNEL - Elevator, B L 58 to 104 75	2	31-149 and up
-53	44955-05		* HINGE ASSEMBLY - Elevator, Sta 38.125	1	
-54	42217-00		* CHANNEL - Elevator, B L 92 38 to 104 75	1	31-5 to 31-148 inclusive
	43744-00	A	* CHANNEL - Elevator, B L 92 38 to 104 75	1	31-149 to 31-7612039 incl
	43744-04	B	* CHANNEL - Elevator, B L 92 38 to 104 75	1	
-55	49758-02		* BRACKET ASSEMBLY - Elevator, outboard hinge	1	
-55a	42231-04		* BRACKET ASSEMBLY - Elevator, outboard hinge	1	
-56	42236-00		* CLIP - Elevator spar attachment	1	31-5 to 31-148 inclusive
	43752-00		* CLIP - Elevator spar attachment	1	31-149 and up
-57	41413-51		* BUSHING - Elevator, right	3	
-58	40364-03		* TIP ASSEMBLY - Elevator, left	1	31-5 to 31-148 inclusive
	43741-00		* TIP ASSEMBLY - Elevator, left	1	31-149 and up
	40364-09		* TIP ASSEMBLY - Elevator, right	1	31-5 to 31-148 inclusive
	43741-01		* TIP ASSEMBLY - Elevator, right	1	31-149 and up
-59	42225-00		* GUSSET - Elevator, B L 92 38	2	
-60	400 440		* BOLT - (AN3-6A) Right	3	
	407 564		* WASHER - (AN960-10)	3	
-61	414 748		* SCREW - (MS24693-S28)	15	
	494 071		* WASHER - (A3236-012-1)	15	
	406 355		* NUT - (A6052-632-1)	15	

When ordering, always specify Part Number, Description and Serial Number of Aircraft

PIPER PARTS CATALOG

Figure and Index Number	Part Number	Code	NOMENCLATURE	No. Req.	SERIAL NUMBERS AFFECTED
37-62	400 438		* BOLT - (AN3-4A)	2	
-63	40140-24		* CHANNEL - Trailing edge, inboard, right	1	
-64	40140-25		* CHANNEL - Trailing edge, outboard, right	1	
-65	40140-23		* CHANNEL - Trailing edge, left	1	
-66	42417-00		* RIB - Elevator, B L 89	1	
-67	40140-27		* SPLICE - Channel, trailing edge, left, B L 51 25	1	
-68	40140-26		* CHANNEL - Trailing edge, left	1	
-69	44974-00		* PLATE - Elevator, anti-servo, right	1	
-70	43232-02		* PLATE - Elevator, anti-servo, right	1	
-71	43384-02		* PLATE - Spar reinforcement cover, right	1	
-72	43786-00		* TIP ASSEMBLY - Elevator leading edge	1	31-5 to 31-148 inclusive
	43748-00		* TIP ASSEMBLY - Elevator leading edge	1	31-149 and up
-72a	44322-02		* * BOOT - Tip, elevator leading edge	1	
-73	414 748		* SCREW - (AN507-632R8)	26	31-149 and up
	494 071		* WASHER - (A3236-012-1)	26	31-149 and up
-74	49972-04		* STRAP ASSEMBLY - Lightning protection	3	
-75	53885-02	B	* HINGE ASSEMBLY - Elevator, center, outboard, left, center, inboard right	1	
-76	53885-04	B	* HINGE - Elevator, center, inboard, left, center, outboard, right	1	
-77	54227-02	B	* RIB - Elevator nose	1	
-78	54196-02	D	* WEIGHT - Elevator balance	1	
	44243-00	C	* WEIGHT - Elevator balance	1	
-79	400 444	D	* BOLT - (AN3-13A)	4	
	401 266	C	* BOLT - (AN3-5A)	3	
	80122-122	D	* WASHER	4	
	407 584	C	* WASHER - (AN960-10L)	3	
-80	40140-10		* PLATE - Spar reinforcement, inboard	2	
-81	43332-00		WASHER - Balance (035 thick)	AR	
-82	43332-00		WASHER - Balance (035 thick)	AR	31-5 to 31-148 inclusive

When ordering, always specify Part Number, Description and Serial Number of Aircraft

PIPER PARTS CATALOG

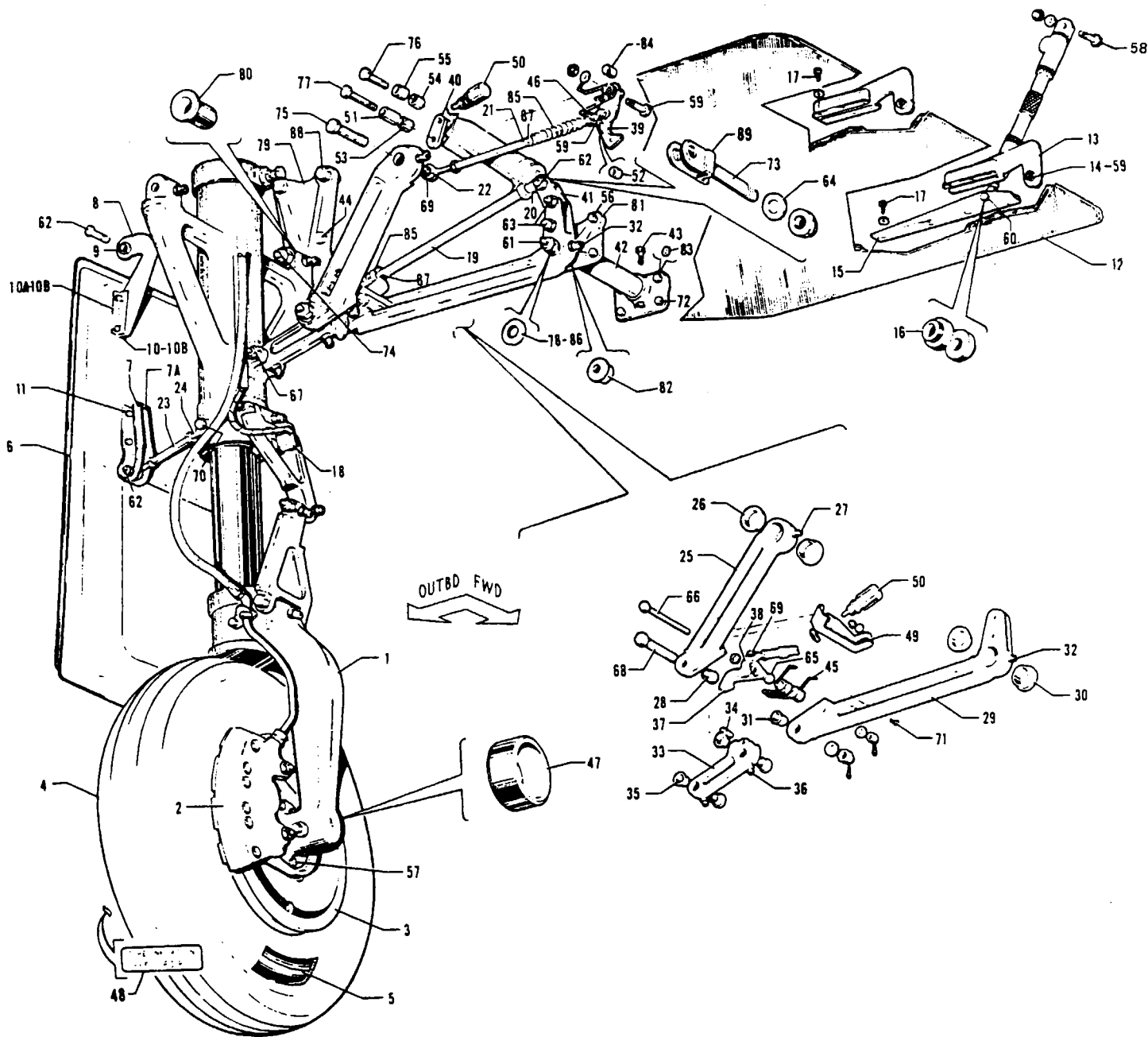


Figure 38 Main Landing Gear Installation

PIPER PARTS CATALOG

CODE EXPLANATIONS FOR FIGURE 38

- A - See Figure 39 for component parts
- B - See Figure 41 for component parts
- C - See Figure 40 for component parts.
- D - Order Part No 756 619 if Heavy Duty Wheel and Brake Conversion Kit 760 165 has been installed.
- E - Order Part No 758 128 if Heavy Duty Wheel and Brake Conversion Kit 760 165 has been installed.
- F - Order Part No 551 730 or Part No 551 731 if Heavy Duty Wheel and Brake Conversion Kit 761 064 has been installed.
- G - Order Part No 551 769 if Heavy Duty Wheel and Brake Conversion Kit 761 064 has been installed.
- H - Used on serial numbers 31-5 to 31-659 inclusive, and 31-661 to 31-711 inclusive. Order parts for serial numbers 31-660, 31-712 and up if Landing Weight and Zero Fuel Weight Increase Kit has been installed per Service Spares Letter 345.
- J - Order part for serial numbers 31-750 and up, if existing Hinge Assembly is 4.81" in length from end to center of bearing
- K - Used if air conditioning or heated lift detector is installed.
- L - See Figure 41A for component parts
- M - Also used on serial numbers 31-5 to 31-659 inclusive, and 31-661 to 31-711 inclusive, if Landing Weight and Zero Fuel Weight Increase Kit has been installed per Service Spares Letter 345
- N - No longer available See latest revision of Piper Service Bulletin 860.
- P - See Piper Service Bulletin 845A, or latest revision

PIPER PARTS CATALOG

Figure and Index Number	Part Number	Code	NOMENCLATURE	No Req.	SERIAL NUMBERS AFFECTED
38-	42053		DRAWING - Main Landing Gear Installation		
-1	40413-00	A,H	STRUT ASSEMBLY - Main landing gear, left	1	
	40413-02	A,M	STRUT ASSEMBLY - Main landing gear, left	1	31-660, 31-712 to 31-8312016 incl
	40413-06	A	STRUT ASSEMBLY - Main landing gear, left	1	31-8312017 and up
	40413-01	A,H	STRUT ASSEMBLY - Main landing gear, right	1	
	40413-03	A,M	STRUT ASSEMBLY - Main landing gear, right	1	31-660, 31-712 to 31-8312016 incl
	40413-07	A	STRUT ASSEMBLY - Main landing gear, right	1	31-8312017 and up
-2	551 708	B,E,F	BRAKE ASSEMBLY - (30-68)	2	31-5 to 31-7300962 inclusive
	758 128	B,F	BRAKE ASSEMBLY - (30-68A)	2	31-7300963 to 31-7401236 incl
	551 719	B,F	BRAKE ASSEMBLY - (30-68B)	2	31-7401237 and up
	551 731	L	BRAKE ASSEMBLY - (30-95A) Heavy duty, left	1	31-7812001 and up
	551 730	L	BRAKE ASSEMBLY - (30-95A) Heavy duty, right	1	31-7812001 and up
-3	451 785	C,D,G	WHEEL ASSEMBLY - (40-102) Main landing gear	2	31-5 to 31-7300962 inclusive
	756 619	C,G	WHEEL ASSEMBLY - (40-102A) Main landing gear	2	31-7300963 and up
	551 769	C	WHEEL ASSEMBLY - (40-130) Main landing gear	2	31-7812001 and up
-4	761 979		TIRE - (6 50 x 10, 8 ply) B F Goodrich	2	
	761 997		TIRE - (6 50 x 10, 8 ply) McCreary Airhawk	2	
	762 035		TIRE - (6 50 x 10, 8 ply) Goodyear Flight Custom II	2	
-5	451 738		TUBE - (6 50 x 10 Reg)	2	
-6	42059-00		DOOR ASSEMBLY - Main landing gear, outboard	2	31-5 to 31-749 inclusive
	42059-06		DOOR ASSEMBLY - Main landing gear, outboard	2	31-750 and up
-7	42025-00		* BRACKET ASSEMBLY - Gear door actuator, rear	2	
-7a	42025-01		* BRACKET ASSEMBLY - Gear door actuator, forward	2	
-8	41994-00	J	* HINGE ASSEMBLY - Door, main gear, outboard	2	31-5 to 31-749 inclusive
	42059-07		* HINGE ASSEMBLY - Door, main gear, outboard	2	31-750 and up
-9	25704-00		* * BEARING - Hinge assembly	1	
-10	46121-02		* * ANGLE - Hinge attachment, rear	2	31-750 and up
-10a	46121-03		* * ANGLE - Hinge attachment, forward	2	31-750 and up
-10b	42039-02	J	* ANGLE - Hinge attachment	4	31-5 to 31-749 inclusive
-11	400 438		* BOLT - (AN3-4A)	16	
-12	47529-34		DOOR ASSEMBLY - Main landing gear, inboard, left	1	
	47529-33		DOOR ASSEMBLY - Main landing gear, inboard, right	1	
-13	47529-32		* HINGE ASSEMBLY - Door, main landing gear, inboard	2	
-14	25704-00		* * BEARING - Door hinge, main landing gear	1	
-15	43711-00		* BRACKET ASSEMBLY - Main gear door, inboard	1	
-16	20737-37		* * BUSHING - Main gear door bracket assembly	2	
-17	401 266		* BOLT - (AN3-5A)	16	
	407 564		* WASHER - (AN960-10)	16	
-18	487 862		SWITCH - Micro (1CH21-4) left	1	
	47940-03	K	SWITCH - Micro, right	1	31-752 to 31-7912124 inclusive
	71605-02	K	SWITCH - Micro, right	1	31-8012001 to 31-8212007 incl
	487 862	K	SWITCH - Micro (1CH21-4), right	1	31-8212008 and up
-19	41949-02		ROD ASSEMBLY - Landing gear lock, main	2	31-5 to 31-8212030 inclusive
	72682-10		CABLE ASSEMBLY - Landing gear lock, main	2	31-8212031 and up
-20	452 383		* BEARING - (24166-00)	2	31-5 to 31-8212030 inclusive
	74087-02		* BEARING	2	31-8212031 and up
-21	41949-03		ROD ASSEMBLY - Landing gear lock, main	2	31-5 to 31-8212030 inclusive
	72682-12		CABLE ASSEMBLY - Landing gear lock, main	2	31-8212031 and up
-22	452 383		* BEARING - (24166-00)	2	31-5 to 31-8212030 inclusive
	74087-02		* BEARING	2	31-8212031 and up
-23	41297-00		ROD ASSEMBLY - Main landing gear, outboard door	4	
-24	452 441		* BEARING - (M44-14)	2	
-25	40280-00		LINK ASSEMBLY - Main gear side, aft, left	1	
	40280-01		LINK ASSEMBLY - Main gear side, aft, right	1	
-26	753 468		* BUSHING - (NAS77-8-38)	2	
-27	460 823		* FITTING - Lubrication (MS15001-1)	1	

When ordering, always specify Part Number, Description and Serial Number of Aircraft

PIPER PARTS CATALOG

Figure and Index Number	Part Number	Code	Nomenclature	No. Req.	Serial Numbers Affected
38-28	753 469		* BUSHING - (NAS77-8-72)	1	
-29	85166-02	P	LINK ASSEMBLY - Main gear side, forward, left	1	
	85166-03	P	LINK ASSEMBLY - Main gear side, forward, right	1	
-30	753 470		* BUSHING - (NAS77-18-50)	2	
-31	753 469		* BUSHING - (NAS77-8-72)	1	
-32	460 823		* FITTING - Lubricating (MS15001-1)	1	
-33	40284-00		LINK ASSEMBLY - Landing gear side brace, lower	2	
-34	40376-00		* PIN - Main landing gear lock	1	
-35	453 777		* BUSHING - (NAS77-8-44)	4	
-36	460 691		* FITTING - Lubricating (AN944-101)	2	
-37	41983-00		HOOK ASSEMBLY - Main landing gear downlock, left	1	
	41983-01		HOOK ASSEMBLY - Main landing gear downlock, right	1	
-38	41982-03		* CLIP - Main gear downlock hook, forward	1	
	41982-02		* CLIP - Main gear downlock hook, aft	1	
-39	41797-03		HOOK ASSEMBLY - Landing gear uplock, main	2	
-40	42041-00		CRANK ASSEMBLY - Main gear uplock	2	
-41	42042-00		ARM - Main gear retraction	2	
-42	43286-02		SHAFT ASSEMBLY - Main landing gear brace pivot	2	
-43	400 012		* BOLT - (AN4-17A)	1	
	407 565		* WASHER - (AN960-416)	1	
	404 888		* NUT - (MS20365-428C)	1	
-44	401 310		BOLT - (AN4-10A) Forward	4	
	407 565		WASHER - (AN960-416)	8	
	404 888		NUT - (MS20365-428C)	4	
-45	41952-00		SPRING - Main landing gear downlock	2	
-46	41979-00		SPRING - Landing gear uplock	2	
-47	40337-00		SPACER - Landing gear wheel bearing	2	
-48	41398-03		PLACARD - Tire inflation, main	2	
-49	41985-00		BRACKET - Main landing gear downlock switch, left	1	
	41985-01		BRACKET - Main landing gear downlock switch, right	1	
-50	487 862		SWITCH - Micro (1CH21-4)	4	
-51	42129-06		BUSHING - Main landing gear	2	
-52	42129-07		BUSHING - Main landing gear	2	
-53	42129-08		BUSHING - Main landing gear	2	
-54	42129-09		BUSHING - Main landing gear	2	
-55	42129-10		BUSHING - Main landing gear	2	
-56	401 311		BOLT - (AN4-11A)	16	
	407 585		WASHER - (AN960-416L)	32	
	404 888		NUT - (MS20365-428C)	16	
-57	401 187		BOLT - (AN5-7A)	12	
	404 889		NUT - (MS20365-524C)	12	
-58	401 270		BOLT - (AN3-11A)	2	
	407 564		WASHER - (AN960-10)	2	
	404 887		NUT - (MS20365-1032C)	2	
-59	400 008		BOLT - (AN4-13A)	8	
	407 565		WASHER - (AN960-416)	8	
	404 888		NUT - (MS20365-428C)	8	
-60	400 444		BOLT - (AN3-13A)	2	
	407 564		WASHER - (AN960-10)	2	
	404 887		NUT - (MS20365-1032C)	2	
-61	404 103		NUT - (AN310-6)	2	
	407 567		WASHER - (AN960-616)	2	
	424 060		COTTER PIN - (MS24665-285)	2	

When ordering, always specify Part Number, Description, and Serial Number of Aircraft

PIPER PARTS CATALOG

Figure and Index Number	Part Number	Code	NOMENCLATURE	No. Req.	SERIAL NUMBERS AFFECTED
38-62	401 311		BOLT - (AN4-11A)	10	
	407 565		WASHER - (AN960-416)	10	
	404 888		NUT - (MS20365-428C)	10	
-63	400 209		BOLT - (AN6-14)	4	
	407 567		WASHER - (AN960-616)	4	
	404 103		NUT - (AN310-6)	4	
	424 060		COTTER PIN - (AN380-3-4)	4	
-64	407 565		WASHER - (AN960-416)	2	
	404 888		NUT - (MS20365-428C)	2	
-65	407 566		WASHER - (AN960-516)	4	
-66	400 188		BOLT - (AN5-46)	2	
	407 566		WASHER - (AN960-516)	2	
	404 102		NUT - (AN310-5)	2	
	424 052		COTTER PIN - (AN380-2-3)	2	
-67	402 517		BOLT - (AN178-26)	2	
	407 569		WASHER - (AN960-816)	2	
	404 105		NUT - (AN310-8)	2	
	424 060		COTTER PIN - (AN380-3-4)	2	
-68	402 798		BOLT - (NAS1308-44D)	2	
	407 569		WASHER - (AN960-816)	2	
	404 105		NUT - (AN310-8)	2	
	424 060		COTTER PIN - (MS24665-285)	2	
-69	401 310		BOLT - (AN4-10A)	4	
	407 565		WASHER - (AN960-416)	4	
	404 888		NUT - (MS20365-428C)	4	
-70	43972-00		BOLT - Special nylon insert	4	
	407 565		WASHER - (AN960-416)	4	
-71	415 536		SCREW - (MS35206-246)	8	
	407 563		WASHER - (AN960-8)	8	
	404 910		NUT - (MS20365-832C)	8	
-72	400 003		BOLT - (AN4-6A)	8	
	407 565		WASHER - (AN960-416)	8	
-73	41789-00		FORK - Main gear lock rod attachment	2	
-74	400 384		BOLT - (AN10-36)	4	
	407 571		WASHER - (AN960-1016)	AR	
	80122-128		WASHER - (020 thickness)	AR	
	80122-154		WASHER - (010 thickness)	AR	
	404 107		NUT - (AN310-10)	4	
	424 068		COTTER PIN - (MS24665-355)	4	
-75	400 309		BOLT - (AN8-30)	2	
	407 569		WASHER - (AN960-816)	AR	
	404 105		NUT - (AN310-8)	2	
	424 060		COTTER PIN - (MS24665-285)	2	
-76	401 195		BOLT - (AN5-17A)	2	
	40559-34		WASHER	4	
	404 889		NUT - (MS20365-524C)	2	
-77	401 404		BOLT - (AN6-24A)	2	
	407 567		WASHER - (AN960-616)	2	
	404 890		NUT - (MS20365-624C)	2	
-78	85012-105		WASHER - Main gear link assembly	2	
-79	40288-00		TRUNNION ASSEMBLY - Landing gear, aft	2	
	40290-00		TRUNNION ASSEMBLY - Landing gear, forward	2	

When ordering, always specify Part Number, Description and Serial Number of Aircraft

PIPER PARTS CATALOG

Figure and Index Number	Part Number	Code	Nomenclature	No. Req.	Serial Numbers Affected
38-80	453 768		* BUSHING - Trunnion (NAS77-10-94)	1	
-81	40294-00		FITTING ASSEMBLY - Main gear side brace, aft	2	
	40309-00		FITTING ASSEMBLY - Main gear side brace, forward	2	
-82	453 770		* BUSHING - Fitting assembly (NAS77-8-84) aft	1	
	453 778		* BUSHING - Fitting assembly (NAS77-18-88) forward	1	
-83	43300-02		SHIM - Landing gear pivot shaft (.040)	AR	
	43300-03		SHIM - Landing gear pivot shaft (.032)	AR	
	43300-04		SHIM - Landing gear pivot shaft (.025)	AR	
	43300-05		SHIM - Landing gear pivot shaft (.020)	AR	
	43300-06		SHIM - Landing gear pivot shaft (.012)	AR	
-84	42129-04		BUSHING - Main landing gear	2	
-85	453 206		BOOT - Dust (ONN-401-4-13-2)	4	31-5 to 31-8212030 incl.
-86	80122-129		WASHER - (.020 thickness)	AR	
	80122-130		WASHER - (.032 thickness)	AR	
	80122-131		WASHER - (.042 thickness)	AR	
	85012-125		WASHER - (.012 thickness)	AR	
	80122-155		WASHER - (.010 thickness)	AR	
-87	454 924		CLAMP - Boot (A3122-10-1)	4	31-5 to 31-8212030 incl
-88	401 188		BOLT-(AN5-10A) Top	8	
	401 189		BOLT - (AN5-11A) Bottom	8	
	407 566		WASHER - (AN960-516)	32	
	404 889		NUT - (MS20365-524C)	16	
-89	73344-02	N	STOP - Downlock cable attachment fork, left	1	31-8212031 and up
	73344-03	N	STOP - Downlock cable attachment fork, right	1	31-8212031 and up
	73344-04		STOP - Downlock cable attachment fork, left	1	
	73344-05		STOP - Downlock cable attachment fork, right	1	

When ordering, always specify Part Number, Description, and Serial Number of Aircraft

Revised February 18, 1994

1124

INTENTIONALLY LEFT BLANK

PIPER PARTS CATALOG

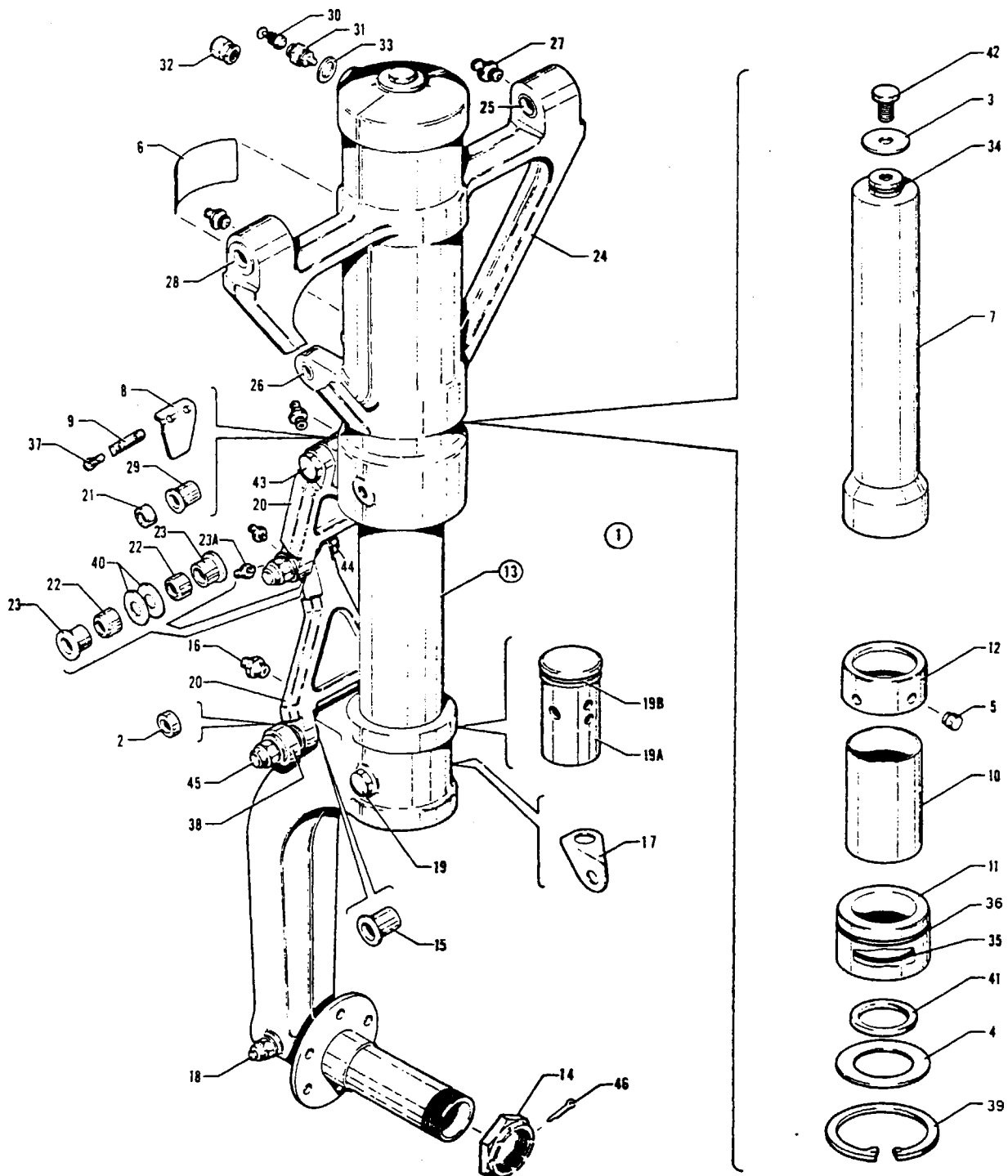


Figure 39. Main Gear Strut Assembly

REVISED SEPTEMBER 1979

PA-31-300
PA-31-310
PA-31-325

PIPER PARTS CATALOG

CODE EXPLANATIONS FOR FIGURE 39

- A - Used if air conditioning is installed
- B - When ordering, ascertain if bushing is notched or un-notched on the end and O D
- C - Used on serial numbers 31-5 to 31-659 inclusive and 31-661 to 31-711 inclusive Order parts for serial numbers 31-660, 31-712 and up if Landing Weight and Zero Fuel Weight Increase Kit has been installed per Service Spares Letter 345
- D - Also used on serial numbers 31-5 to 31-659 inclusive and 31-661 to 31-711 inclusive if Landing Weight and Zero Fuel Weight Increase Kit has been installed per Service Spares Letter 345

PIPER PARTS CATALOG

Figure and Index Number	Part Number	Code	NOMENCLATURE	No. Req.	SERIAL NUMBERS AFFECTED
39-1	40413-00	C	STRUT ASSEMBLY - Main landing gear, left	1	
	40413-02	D	STRUT ASSEMBLY - Main landing gear, left	1	31-660, 31-712 to 31-8312016 incl
	40413-06		STRUT ASSEMBLY - Main landing gear, left	1	31-8312017 and up
	40413-01	C	STRUT ASSEMBLY - Main landing gear, right	1	
	40413-03	D	STRUT ASSEMBLY - Main landing gear, right	1	31-660, 31-712 to 31-8312016 incl
	40413-07		STRUT ASSEMBLY - Main landing gear, right	1	31-8312017 and up
-2	14175-106		* BUSHING - Main gear, retraction bearing spacer	1	
-3	19513-95		* WASHER - Orifice tube bolt	1	
-4	19513-96		* WASHER - Wiper strip retainer	1	
-5	01821-06		* PIN - Main gear bearing retainer	4	
-6	40292-04		* PLACARD - Oleo service instructions	1	
-7	44933-00	C	* TUBE ASSEMBLY - Main gear orifice	1	
	44933-02	D	* TUBE ASSEMBLY - Main gear orifice	1	31-660, 31-712 and up
-8	40242-00		* DEFLECTOR - Anti-retraction switch, left	1	
	40242-01	A	* DEFLECTOR - Anti-retraction switch, right	1	
-9	40243-00		* PLATE - Anti-retraction switch attachment	1	
-10	40244-00		* TUBE - Main gear spacer	1	
-11	40246-00		* BEARING - Main gear, bottom	1	31-5 to 31-8312016 incl
	40246-02		* BEARING - Main gear, bottom	1	31-8312017 and up
-12	40247-00		* BEARING - Main gear, top	1	
-13	40413-04		* FORK ASSEMBLY - Main gear, left (includes piston tube, fork and axle)	1	
	40413-05		* FORK ASSEMBLY - Main gear, right (includes piston tube, fork and axle)	1	
-14	404 469		** NUT - Axle (MS21025-24)	1	
-15	43256-02	B	** BUSHING - Main gear fork (.5140 O. D.) notched	2	
	20737-40	B	** BUSHING - Main gear fork (.5015 O. D.) un-notched	2	
-16	460 691		** FITTING - Lubrication (AN944-101)	1	
-17	41219-00		* BRACKET - Main gear brake line, left	1	
	41219-01		* BRACKET - Main gear brake line, right	1	
-18	401 410		** BOLT - Axle attachment (AN6-31A)	1	
	407 567		** WASHER - Axle attachment (AN960-616)	1	
	404 890		** NUT - Axle attachment (MS20365-624C)	1	
-19	401 420		** BOLT - Fork attachment (AN6-40A)	1	
	404 890		** NUT - Fork attachment (MS20365-624C)	1	
-19a	40303-00		** PLUG - Main gear piston tube	1	
-19b	752 722		** GASKET - O-ring (AN6230-6)	1	
-20	40257-00		* LINK ASSEMBLY - Main gear torque	2	
-21	453 786		** BUSHING - Main gear link (NAS75-6-011)	2	
-22	453 809		** BUSHING - Main gear link (NAS75-7-011)	1	
-23	453 775		** BUSHING - Main gear link (NAS77-7-35)	1	
-23a	460 691		** FITTING - Lubrication (AN944-101)	1	
-24	40327-00		* HOUSING ASSEMBLY - Main gear	1	
-25	43256-05	B	** BUSHING - Main gear housing (.7628 O. D.) notched	2	
	61402-99	B	** BUSHING - Main gear housing (.7518 O. D.) un-notched	2	
-26	43256-03	B	** BUSHING - Main gear housing (.6378 O. D.) notched	2	
	61402-98	B	** BUSHING - Main gear housing (.6268 O. D.) un-notched	2	
-27	460 691		** FITTING - Lubrication (AN944-101)	3	
-28	43256-04	B	** BUSHING - Main gear housing (.7628 O. D.) notched	2	
	20737-23	B	** BUSHING - Main gear housing (.7518 O. D.) un-notched	2	
-29	43256-02	B	** BUSHING - Main gear housing (.5140 O. D.) notched	2	
	20737-40	B	** BUSHING - Main gear housing (.5015 O. D.) un-notched	2	
-30	455 124		* CORE - Air valve (AN809-1)	1	
-31	453 124		* BODY - Air valve (AN812-1)	1	
-32	454 053		* CAP - Air valve (AN813-1B)	1	
-33	751 834		* GASKET - Air valve (AN901-5A)	1	
-34	752 713		* PACKING - O-ring (AN6227-15)	1	

When ordering, always specify Part Number, Description and Serial Number of Aircraft

PIPER PARTS CATALOG

Figure and Index Number	Part Number	Code	NOMENCLATURE	No. Req	SERIAL NUMBERS AFFECTED
39-35	484 760		* PACKING - O-ring (AN6227-38)	1	31-5 to 31-8312016 incl
	486 305		* SEAL - Polypak (1870-2750)	1	31-8312017 and up
-36	462 051		* GASKET - O-ring (AN6230-14)	1	
-37	416 098		* SCREW - Switch mounting plate (MS35265-45)	2	
-38	452 429		* BEARING - Main gear (6NBF817YJ)	2	
-39	484 762		* RING - Retaining (5000-350)	1	
-40	407 568		* WASHER - (AN960-716)	1	
	407 591		* WASHER - (AN960-716L)	AR	
-41	494 722		* WIPER - (4550A-02750-4)	1	
-42	401 388		* BOLT - Orifice tube (AN6H-5A)	1	
-43	402 370		* BOLT - Torque link, upper (AN176-42)	1	
	404 103		* NUT - Torque link, upper (AN310-6)	1	
	424 059		* PIN - Torque link, upper (AN380-3-3)	1	
	407 567		* WASHER - Torque link, upper (AN960-616)	1	
-44	400 263		* BOLT - Torque link, center (AN7-22)	1	
	404 104		* NUT - Torque link, center (AN310-7)	1	
	424 059		* PIN - Torque link, center (AN380-3-3)	1	
-45	402 377		* BOLT - Torque link, lower (AN176-51)	1	
	404 103		* NUT - Torque link, lower (AN310-6)	1	
	424 059		* PIN - Torque link, lower (AN380-3-3)	1	
	407 567		* WASHER - Torque link, lower (AN960-616)	3	
-46	424 071		* PIN - Cotter (MS24665-360)	2	

When ordering, always specify Part Number, Description and Serial Number of Aircraft

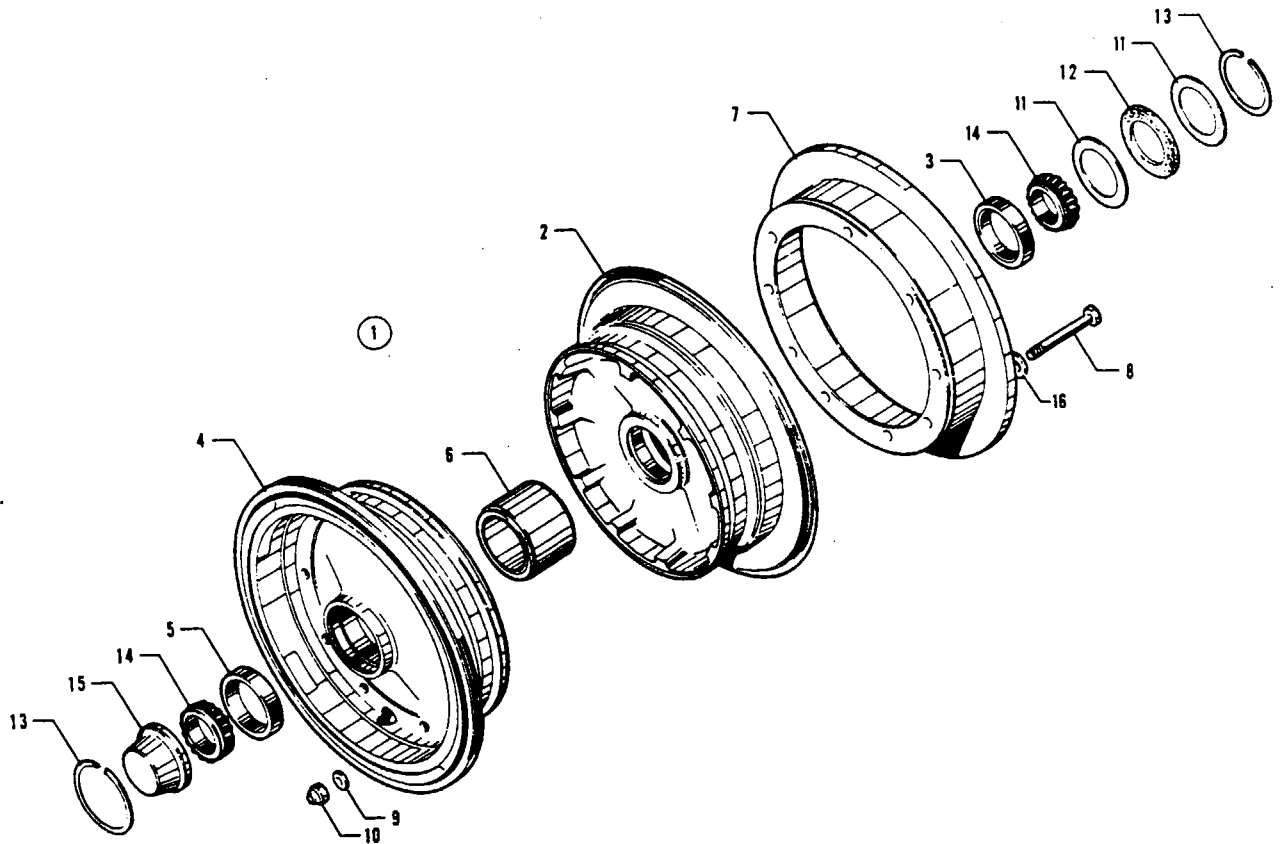


Figure 40. Main Wheel Assembly

PIPER PARTS CATALOG

CODE EXPLANATIONS FOR FIGURE 40

- A - Order Part No. 756 619 if Heavy Duty Wheel and Brake Conversion Kit 760 165 has been installed.
- B - Order Part No. 551 769 if Heavy Duty Wheel and Brake Conversion Kit 761 064 has been installed.
- C - Used on Wheel Assembly 40-102 only.
- D - Used on Wheel Assembly 40-102A only.
- E - Used on Wheel Assembly 40-130 only.

PIPER PARTS CATALOG

Figure and Index Number	Part Number	Code	Nomenclature	No. Req.	Serial Numbers Affected
40-1	451 785	A,B	WHEEL ASSEMBLY - Main (40-102)	2	31-5 to 31-7300962 inclusive
	756 619	B	WHEEL ASSEMBLY - Main (40-102A)	2	31-7300963 and up
	551 769		WHEEL ASSEMBLY - Main (40-130)	2	31-7812001 and up
-2	753 219		* WHEEL HALF ASSEMBLY - Inner (161-19)	1	
-3	763 287		* * CUP - Bearing (214-01300)	1	
-4	753 220		* WHEEL HALF ASSEMBLY - Outer (162-35)	1	
-5	763 287		* * CUP - Bearing (214-01300)	1	
-6	756 276		* SPACER - (67-120)	1	
-7	754 552	C	* DISC ASSEMBLY - Brake (164-35)	1	
	754 574	D	* DISC ASSEMBLY - Brake (164-44)	1	
	754 632	E	* DISC ASSEMBLY - Brake (164-79)	1	
-8	401 330		* BOLT - (AN4-32A)	9	
-9	407 565		* WASHER - (AN960-416)	9	
-10	404 888		* NUT - (AN365-428)	9	
-11	755 963		* RING - Grease seal (153-16)	2	
-12	751 818		* FELT - Grease seal (154-16)	1	
-13	752 830		* RING - Snap (3023)	2	
-14	753 448		* BEARING CONE - (LM29749)	2	
-15	751 511		* CAP - Hub (3026)	1	
-16	407 585	E	* WASHER - (AN960-416L)	9	

When ordering, always specify Part Number, Description, and Serial Number of Aircraft

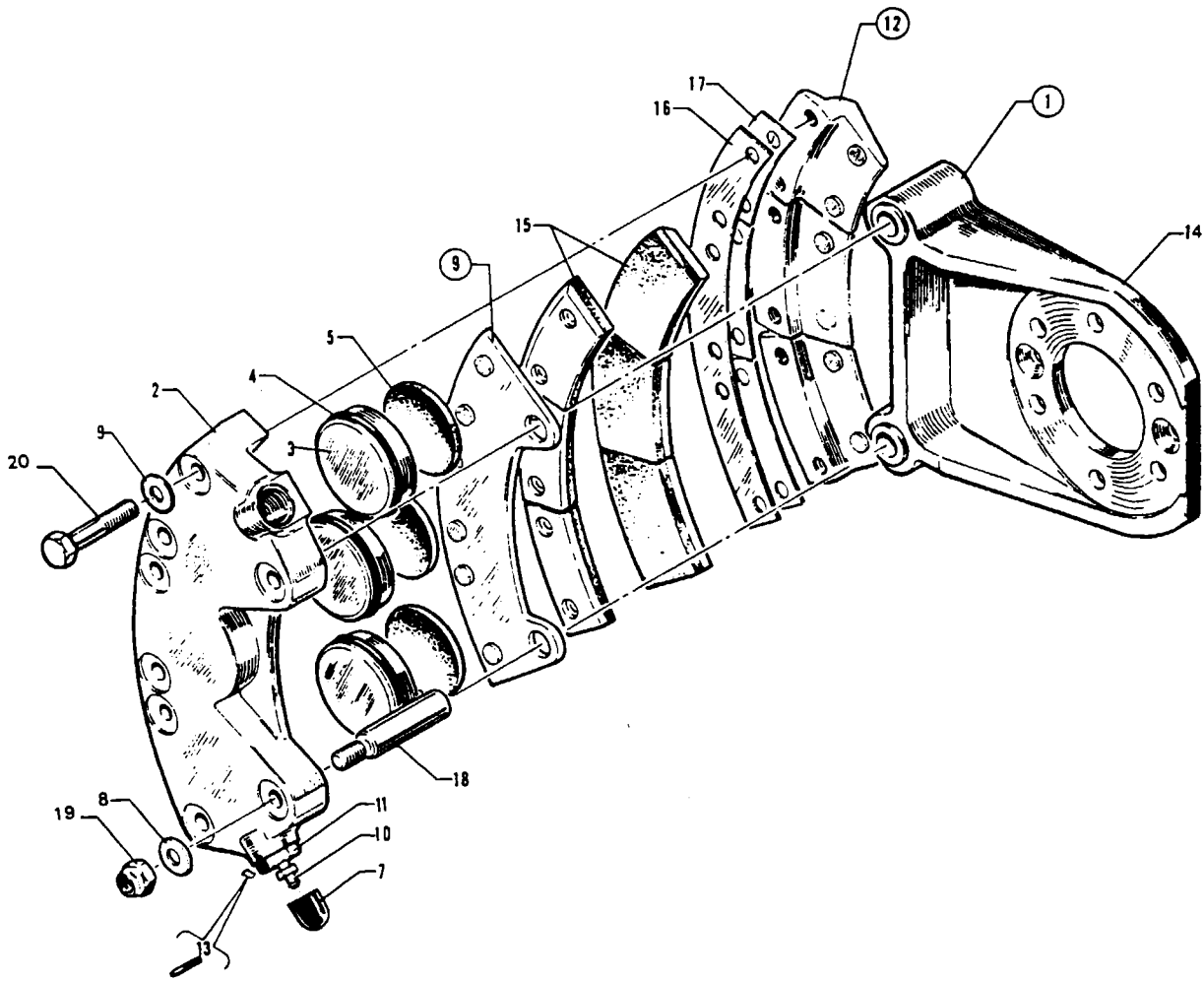


Figure 41 Main Wheel Brake Assembly

PIPER PARTS CATALOG

CODE EXPLANATIONS FOR FIGURE 41

- A - Order Part No 758 128 if Heavy Duty Wheel and Brake Conversion Kit 760 165 has been installed.
- B - Used on Brake Assembly 30-68 only
- C - Used on Brake Assembly 30-68A only
- D - Used on Brake Assembly 30-68B only

PIPER PARTS CATALOG

Figure and Index Number	Part Number	Code	NOMENCLATURE	No. Req.	SERIAL NUMBERS AFFECTED
41-1	551 708	A	BRAKE ASSEMBLY - (30-68)	2	31-5 to 31-7300962 inclusive
	758 128		BRAKE ASSEMBLY - (30-68A)	2	31-7300963 to 31-7401236 incl
	551 719		BRAKE ASSEMBLY - (30-68B)	2	31-7401237 and up
-2	753 968	B,C	* CYLINDER - Brake (61-34)	1	
	758 015	D	* CYLINDER - Brake (61-34A)	1	
-3	755 838		* PISTON - (62-7)	3	
-4	484 698		* "O" RING - (AN6227-27)	3	
-5	752 094		* INSULATOR - (88-1)	3	
-6	407 585	B	* WASHER - (AN960-416L)	6	
	407 565	C,D	* WASHER - (AN960-416)	6	
-7	753 850		* CAP - Bleeder (183-1)	1	
-8	407 585		* WASHER - (AN960-416L)	2	
-9	757 240		* PLATE ASSEMBLY - Pressure (73-5)	1	
-10	752 965		* SCREW - Bleeder (79-3)	1	
-11	756 149		* SEAT - Bleeder (81-2)	1	
-12	757 242		* PLATE ASSEMBLY - Back (74-5)	3	
-13	484 701		* "O" RING - (AN6227-7)	1	
-14	757 244		* PLATE ASSEMBLY - Torque (75-43)	1	
-15	752 363		* LINING - (66-33)	6	
-16	756 275		* SHIM - Back plate (68-16)	1	
-17	757 574	C	* SHIM - Back plate (68-20)	3	
-18	753 407		* BOLT - Anchor (69-4)	2	
-19	404 888		* NUT - (AN365-428)	2	
-20	751 450	B	* BOLT - (AN4H-15A)	6	
	751 468	C,D	* BOLT - (AN4H-16A)	6	

When ordering, always specify Part Number, Description and Serial Number of Aircraft

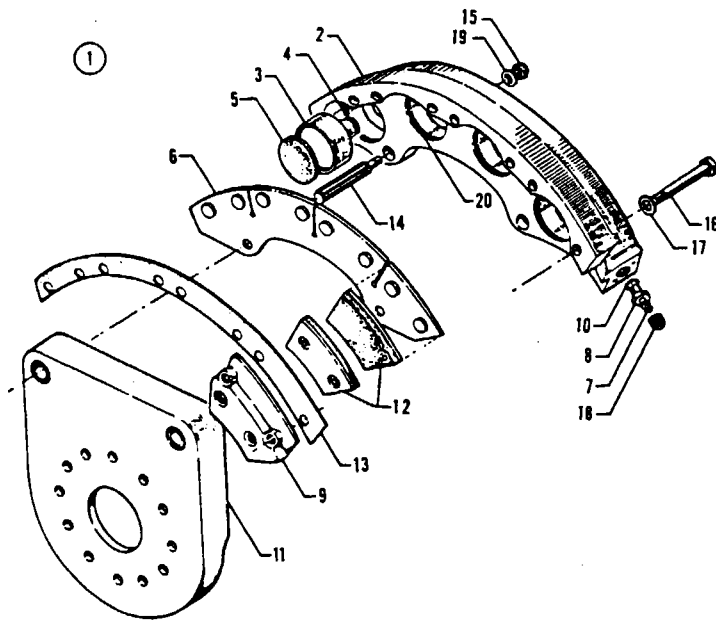


Figure 41A Main Wheel Brake Assembly
(Serial Nos 31-7812001 and up)

PIPER PARTS CATALOG

CODE EXPLANATIONS FOR FIGURE 41A

PIPER PARTS CATALOG

Figure and Index Number	Part Number	Code	NOMENCLATURE	No. Req.	SERIAL NUMBERS AFFECTED
41A-1	551 731		BRAKE ASSEMBLY - (30-95A) Heavy duty, left	1	31-7812001 and up
	551 730		BRAKE ASSEMBLY - (30-95A) Heavy duty, right	1	31-7812001 and up
-2	763 233		* CYLINDER - Brake (61-49)	1	
-3	763 420		* PISTON ASSEMBLY - (92-37)	4	
-4	757 741		* * FRICTION SPRING - (82-20)	1	
-5	752 094		* * INSULATOR - (88-1)	1	
-6	763 421		* PLATE ASSEMBLY - Pressure (73-40)	1	
-7	752 965		* SCREW - Bleeder (79-3)	1	
-8	756 149		* SEAT - Bleeder (81-2)	1	
-9	763 422		* PLATE ASSEMBLY - Back (74-32)	4	
-10	484 701		* "O" RING - (AN6227-7)	1	
-11	757 470		* PLATE ASSEMBLY - Torque (075-11100), left	1	
	757 471		* PLATE ASSEMBLY - Torque (075-11150), right	1	
-12	761 211		* LINING - (66-66)	8	
-13	762 250		* SHIM - Back plate (68-28)	1	
-14	753 407		* BOLT - Anchor (69-4)	2	
-15	404 888		* NUT - (AN365-428)	2	
-16	751 470		* BOLT - (AN4H-21A)	8	
-17	407 585		* WASHER - (AN960-416L)	8	
-18	753 850		* CAP - Bleeder (183-1)	1	
-19	407 585		* WASHER - (AN960-416L)	2	
-20	762 513		* "O" RING - (MS28775-132)	4	

When ordering, always specify Part Number, Description and Serial Number of Aircraft

PIPER PARTS CATALOG

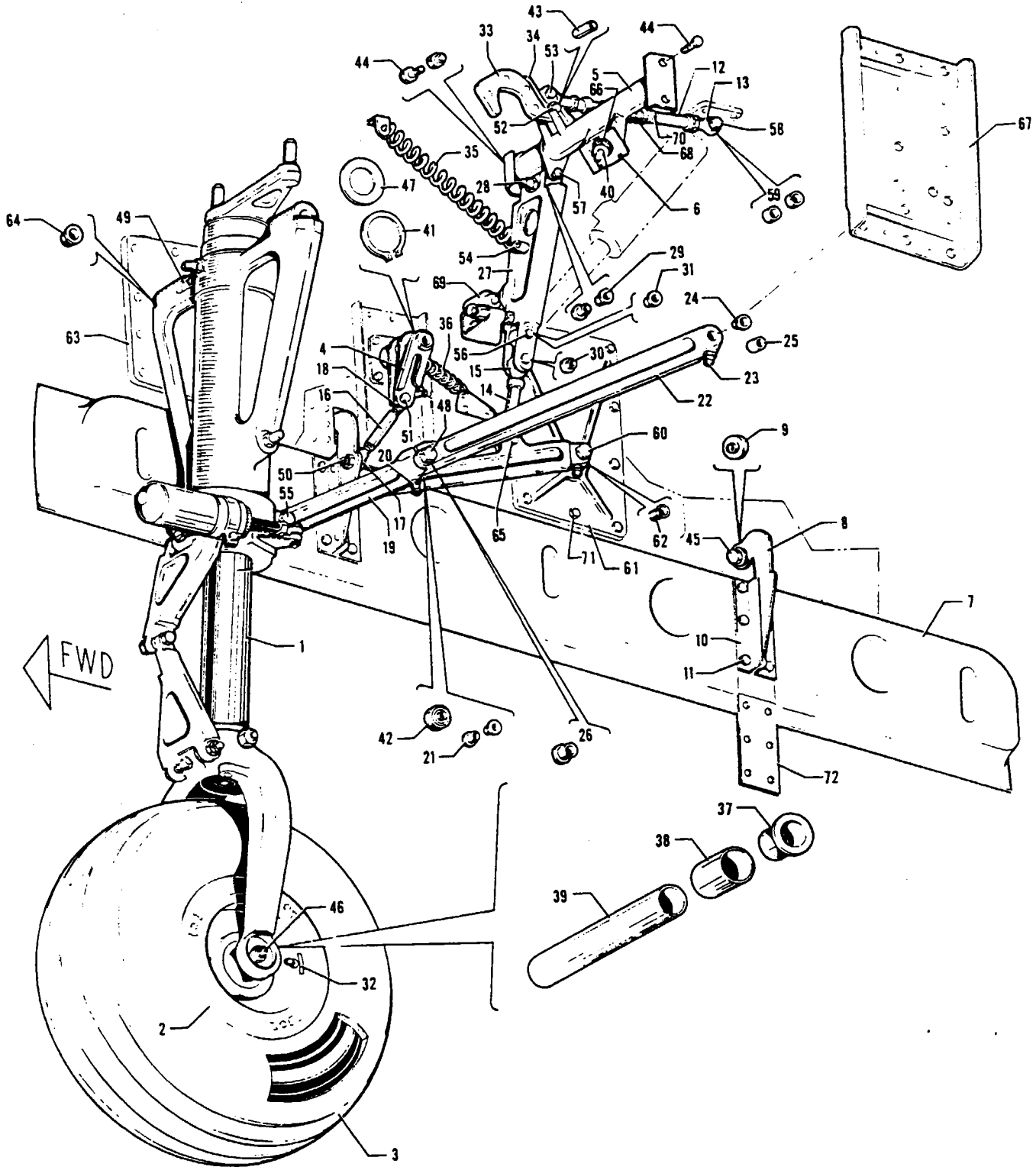


Figure 42 Nose Landing Gear Installation

PIPER PARTS CATALOG

CODE EXPLANATIONS FOR FIGURE 42

- A - See Figure 43 for component parts
- B - See Figure 44 for component parts
- C - Order part for serial numbers 31-7812121 and up if Nose Gear Strut Assembly Replacement Kit 763 981 has been installed per Service Spares Letter No 352
- D - Also used on serial numbers 31-5 to 31-7812120 inclusive if Nose Gear Strut Assembly Replacement Kit 763 981 has been installed per Service Spares Letter No 352

PIPER PARTS CATALOG

Figure and Index Number	Part Number	Code	NOMENCLATURE	No Req.	SERIAL NUMBERS AFFECTED
42-	41950		DRAWING - Nose Landing Gear Installation		
-1	40276-00	A,C	STRUT ASSEMBLY - Nose gear	1	31-5 to 31-7812120 inclusive
	55214-02	A,D	STRUT ASSEMBLY - Nose gear	1	31-7812121 to 31-8312016 incl
	55214-03	A	STRUT ASSEMBLY - Nose gear	1	31-8312017 and up
-2	451 784	B	WHEEL ASSEMBLY - Nose gear (40-76B)	1	31-5 to 31-8112037 inclusive
	551 791	B	WHEEL ASSEMBLY - Nose gear (40-140)	1	31-8112038 and up
-3	761 972		TIRE - (6 00 x 6, 6 ply) B F Goodrich	1	
	761 995		TIRE - (6 00 x 6, 6 ply) McCreary Airhawk	1	
	762 033		TIRE - (6 00 x 6, 6 ply) Goodyear Flight Custom II	1	
	451 735		TUBE - (6 00 x 6, Reg balanced)	1	
-4	41794-00		ARM ASSEMBLY - Nose landing gear door actuator, left	1	
	41794-01		ARM ASSEMBLY - Nose landing gear door actuator, right	1	
-5	41770-00		TUBE ASSEMBLY - Nose landing gear idler link support	1	
-6	41771-00		* BRACKET - Nose gear up switch	1	
-7	41610-18		DOOR ASSEMBLY - Nose landing gear, left	1	
	41610-19		DOOR ASSEMBLY - Nose landing gear, right	1	
-8	41611-02		* HINGE ASSEMBLY - Nose landing gear door, forward	1	
	41611-03		* HINGE ASSEMBLY - Nose landing gear door, aft	1	
-9	25704-00		* BEARING - Hinge assembly	1	
-10	41612-04		* ANGLE - Nose landing gear door hinge attachment	4	
-11	400 438		* BOLT - (AN3-4A)	12	
-12	41949-00		ROD ASSEMBLY - Landing gear lock, nose	1	31-5 to 31-8212030 inclusive
	72682-14		CABLE ASSEMBLY - Landing gear lock, nose	1	31-8212031 and up
-13	452 383		* BEARING - (24166-00)	2	31-5 to 31-8212030 inclusive
	74087-02		* BEARING	2	31-8212031 and up
-14	41790-00		ROD ASSEMBLY - Nose gear idler link	1	
-15	452 412		* BEARING - (HMX-4S)	2	
-16	41793-00		ROD ASSEMBLY - Nose landing gear door	2	
-17	452 439		* BEARING - (PS10020-17-1R)	1	
-18	452 412		* BEARING - (HMX-4S)	1	
-19	40317-00		LINK ASSEMBLY - Nose gear drag brace, lower	1	
-20	460 691		* FITTING - Lubrication (AN944-101)	2	
-21	453 776		* BUSHING - (NAS77-7-38)	4	
-22	40335-00		LINK ASSEMBLY - Nose gear drag brace, upper, left side	1	
	40336-00		LINK ASSEMBLY - Nose gear drag brace, upper, right side	1	
-23	460 823		* FITTING - Lubrication (MS15001-1)	1	
-24	453 776		* BUSHING - (NAS77-7-38)	1	
-25	753 471		* BUSHING - (NAS75-7-014)	1	
-26	453 723		* BUSHING - (NAS77-7-68)	1	
-27	46933-00		LINK ASSEMBLY - Nose gear idler	1	
-28	460 691		* FITTING - Lubrication (AN944-101)	1	
-29	453 774		* BUSHING - (NAS77-4-50)	2	
-30	20737-32		* BUSHING - Nose gear idler	2	
-31	20737-30		* BUSHING - Nose gear idler	2	
-32	41398-02		PLACARD - Tire inflation, nose	1	
-33	41797-02		HOOK ASSEMBLY - Landing gear uplock, nose	1	
-34	41796-00		SPRING - Nose landing gear uplock hook	1	
-35	83302-54		SPRING - Coil, nose landing gear	1	
-36	83302-32		SPRING - Coil, nose landing gear	2	
-37	752 731		PLUG - Axle, nose landing gear (PAC 31798-00)	2	
-38	31786-02		SPACER - Wheel, nose landing gear	2	
-39	751 229	C	AXLE - Nose landing gear (PAC 31797-00)	1	31-5 to 31-7812120 inclusive
	31797-02	D	AXLE - Nose landing gear	1	31-7812121 and up
-40	487 862		SWITCH - Micro (1CH21-4), gear-up	1	
-41	484 768		RING - Snap (5100-62)	2	
-42	452 440		BEARING - (7NBC1015YJ)	1	

When ordering, always specify Part Number, Description and Serial Number of Aircraft

PIPER PARTS CATALOG

Figure and Index Number	Part Number	Code	NOMENCLATURE	No. Req	SERIAL NUMBERS AFFECTED
42-43	42129-04		BUSHING - Nose landing gear	1	
-44	400 002		BOLT - (AN4-5A)	4	
	407 565		WASHER - (AN960-416)	8	
	404 888		NUT - (MS20365-428C)	4	
-45	401 311		BOLT - (AN4-11A)	2	
	407 565		WASHER - (AN960-416)	2	
	404 888		NUT - (MS20365-428C)	2	
-46	400 245	C	BOLT - (AN6-71)	1	31-5 to 31-7812120 inclusive
	401 455	D	BOLT - (AN6-74A)	1	31-7812121 and up
	404 838		NUT - (MS20364-624C)	1	
-47	407 601		WASHER - (AN960-1016L)	4	
-48	402 437		BOLT - (AN177-37)	1	
	407 568		WASHER - (AN960-716)	1	
	404 104		NUT - (AN310-7)	1	
	424 059		COTTER PIN - (MS24665-283)	1	
-49	400 363	C	BOLT - (AN9-30)	2	31-5 to 31-7812120 inclusive
	400 365	D	BOLT - (AN9-32)	2	31-7812121 and up
	407 957		WASHER - (AN960-916L)	AR	
	404 106		NUT - (AN310-9)	2	
	424 067		COTTER PIN - (MS24665-353)	2	
-50	400 441		BOLT - (AN3-7A)	2	
	407 564		WASHER - (AN960-10)	2	
	404 887		NUT - (MS20365-1032C)	2	
-51	400 105		BOLT - (AN4-10)	2	
	407 565		WASHER - (AN960-416)	2	
	404 101		NUT - (AN310-4)	2	
	424 052		COTTER PIN - (MS24665-134)	2	
-52	400 108		BOLT - (AN4-13)	1	
	407 565		WASHER - (AN960-416)	2	
	404 101		NUT - (AN310-4)	1	
	424 052		COTTER PIN - (MS24665-134)	1	
-53	400 106		BOLT - (AN4-11)	1	
	407 565		WASHER - (AN960-416)	1	
	407 585		WASHER - (AN960-416L)	1	
	404 101		NUT - (AN310-4)	1	
	424 052		COTTER PIN - (MS24665-134)	2	
-54	402 031		BOLT - Eye (AN42B-4)	1	
	407 564		WASHER - (AN960-10)	1	
	404 887		NUT - (MS20365-1032C)	1	
-55	402 426		BOLT - (AN177-26)	1	
	407 568		WASHER - (AN960-716)	1	
	404 104		NUT - (AN310-7)	1	
	424 059		COTTER PIN - (MS24665-283)	1	
-56	400 108		BOLT - (AN4-13)	2	
	407 585		WASHER - (AN960-416L)	2	
	404 101		NUT - (AN310-4)	2	
	424 052		COTTER PIN - (MS24665-134)	2	
-57	400 124		BOLT - (AN4-33)	1	
	404 101		NUT - (AN310-4)	1	
	424 052		COTTER PIN - (MS24665-134)	1	
-58	41792-00		BOLT - Hydraulic actuator, uplock rod	1	
	407 565		WASHER - (AN960-416)	2	
	404 888		NUT - (MS20365-428C)	1	
-59	42129-03		BUSHING - Hydraulic actuator, uplock rod	2.	

When ordering, always specify Part Number, Description and Serial Number of Aircraft

PIPER PARTS CATALOG

Figure and Index Number	Part Number	Code	NOMENCLATURE	No. Req.	SERIAL NUMBERS AFFECTED
42-60	402 422		BOLT - (AN177-23)	2	
	407 591		WASHER - (AN960-716L)	AR	
	407 568		WASHER - (AN960-716)	AR	
	404 104		NUT - (AN310-7)	2	
	424 059		COTTER PIN - (MS24665-283)	2	
-61	40325-00		BRACKET ASSEMBLY - Nose gear drag link attachment, left	1	
	40325-01		BRACKET ASSEMBLY - Nose gear drag link attachment, right	1	
-62	453 736		* BUSHING - (NAS77-7-40)	1	
-63	41038-00		PLATE ASSEMBLY - Nose gear trunnion support, left	1	
	41038-01		PLATE ASSEMBLY - Nose gear trunnion support, right	1	
-64	453 782		* BUSHING - (NAS77-9-36)	1	
-65	400 107		BOLT - (AN4-12)	1	
	407 565		WASHER - (AN960-416)	1	
	404 101		NUT - (AN310-4)	1	
	424 052		COTTER PIN - (MS24665-134)	1	
-66	494 125		WASHER - Micro switch (EN10013)	1	
-67	41054-00		BRACKET - Drag link reinforcement, left	1	
	41054-01		BRACKET - Drag link reinforcement, right	1	
-68	453 206		BOOT - Dust (ONN-401-4-13-2)	1	31-5 to 31-8212030 incl
-69	487 862		SWITCH - Micro (1CH21-4) gear down	1	
-70	454 924		CLAMP - Boot (A3122-10-1)	1	31-5 to 31-8212030 incl
-71	400 440		BOLT - (AN3-6A)	5	
	400 441		BOLT - (AN3-7A)	6	
	407 564		WASHER - (AN960-10)	11	
	404 887		NUT - (MS20365-1032C)	11	
-72	53853-00		SHIM - Nose landing gear door (.032 thick)	AR	
	53853-02		SHIM - Nose landing gear door (.064 thick)	AR	

When ordering, always specify Part Number, Description and Serial Number of Aircraft

PIPER PARTS CATALOG

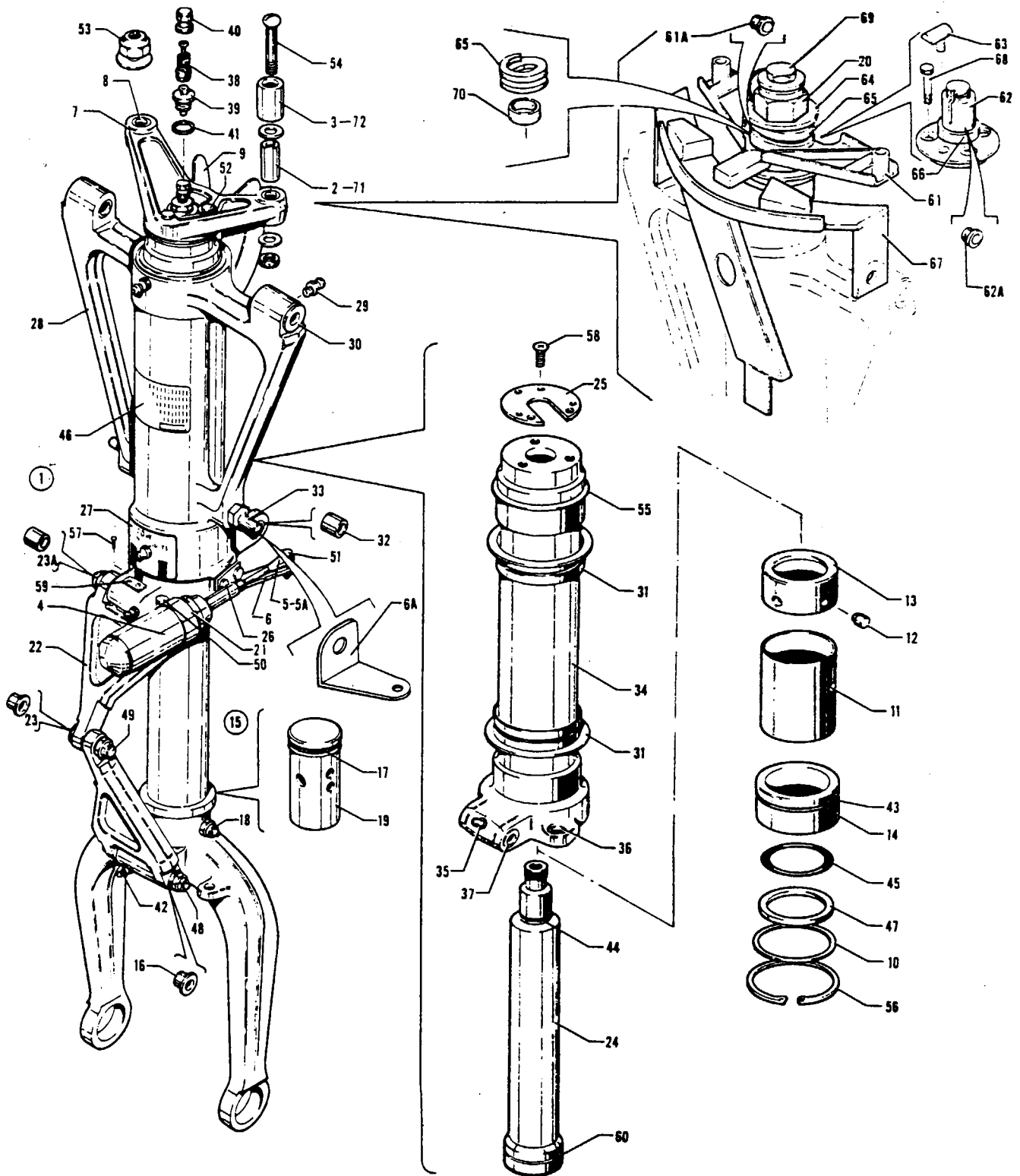


Figure 43 Nose Gear Strut Assembly

REVISED MARCH 1983

PIPER PARTS CATALOG

CODE EXPLANATIONS FOR FIGURE 43

- A - When ordering, determine if bushing is notched or un-notched on the end, and O D.
- B - Order part for serial numbers 31-7812121 and up if Nose Gear Strut Assembly Replacement Kit 763 981 has been installed per Service Spares Letter No 352
- C - Also used on serial numbers 31-5 to 31-7812120 inclusive, if Nose Gear Strut Assembly Replacement Kit 763 981 has been installed per Service Spares Letter No 352
- D - If Nose Gear Strut Assembly Replacement Kit 763 981 has been installed per Service Spares Letter No 352, refer to code F.
- E - Order part for serial numbers 31-7812121 to 31-8312016 inclusive if Nose Gear Strut Assembly Replacement Kit 763 981 has been installed per Service Spares Letter No. 352
- F - Before ordering, determine shimmy dampener vendor; Monroe or Gar-Kenyon. If Monroe shimmy dampener is installed, order part for serial numbers 31-7812121 to 31-8112045 inclusive; if Gar-Kenyon shimmy dampener is installed, order part for serial numbers 31-8112046 and up
- G - Also used on aircraft with serial numbers 31-7812121 to 31-8112045 inclusive, if Gar-Kenyon shimmy dampener has been installed
- H - Used if Monroe Shimmy Dampener Assembly is installed.
- J - Used if Gar-Kenyon Shimmy Dampener is installed
- K - Also used on serial numbers 31-5 to 31-8212005 inclusive, if spring, Part No. 71094-03 has been installed.
- L - Order part for serial numbers 31-7812121 and up, if Nose Gear Strut Assembly Replacement Kit 763 981 has been installed per Service Spares Letter No 352, or if Gar-Kenyon shimmy dampener has been installed.
- M - Also used on serial numbers 31-5 to 31-7812120 inclusive, if Nose Gear Strut Assembly Replacement Kit 763 981 has been installed per Service Spares Letter No 352 or if Gar-Kenyon shimmy dampener has been installed.
- N - Prior to ordering, determine if shimmy dampener is clamp mounted or if shimmy dampener incorporates a mounting lug. If shimmy dampener incorporates a mounting lug, order clamp P/N 73009-02 also
- P - No longer available. Determine shimmy dampener vendor; Monroe or Gar-Kenyon. If Monroe shimmy dampener is installed and Nose Gear Strut Assembly Replacement Kit 763 981 has been installed per Service Spares Letter No. 352, refer to code F. If Monroe shimmy dampener is installed and Nose Gear Strut Assembly Replacement Kit 763 981 has not been installed, order Shimmy Dampener Replacement Kit 764 376. If Gar-Kenyon Shimmy dampener is installed, order part for serial numbers 31-8112046 and up.
- Q - No longer available. When ordering for aircraft with serial numbers 31-5 to 31-8212005 inclusive, determine if sleeve, Part Number 74125-02 has been installed. If sleeve has not been installed, order and install sleeve, Part Number 74125-02, internally in new spring, prior to installation of spring on strut
- R - Prior to ordering, determine shimmy dampener vendor and order accordingly

PIPER PARTS CATALOG

Figure and Index Number	Part Number	Code	Nomenclature	No. Req.	Serial Numbers Affected
43-1	40276-00	B	STRUT ASSEMBLY - Nose gear	1	31-5 to 31-7812120 inclusive
	55214-02	C	STRUT ASSEMBLY - Nose gear	1	31-7812121 to 31-8312016 incl.
	55214-03		STRUT ASSEMBLY - Nose gear	1	31-8312017 and up
-2	14976-12		* BUSHING - Nose gear steering, inner	2	31-5 to 31-7812120 inclusive
-3	14976-13		* BUSHING - Nose gear steering, outer (3/4" O.D.)	2	31-5 to 31-7812120 inclusive
	14976-21		* BUSHING - Nose gear steering, outer (11/16" O.D.)	2	31-5 to 31-7812120 inclusive
	14976-23		* BUSHING - Nose gear steering, outer (5/8" O.D.)	2	31-5 to 31-7812120 inclusive
	14976-102		* BUSHING - Nose gear steering, outer (13/16" O.D.)	2	31-5 to 31-7812120 inclusive
	14175-113		* BUSHING - Nose gear steering, outer (1" O.D.)	2	31-5 to 31-7812120 inclusive
-4	21701-05	P	* DAMPENER ASSEMBLY - Nose wheel shimmy	1	31-5 to 31-7812120 inclusive
	764 400	F	* KIT - Shimmy dampener replacement	1	31-7812121 to 31-8112045 incl.
	71844-02	C,G,N,R	* DAMPENER ASSEMBLY - Nose wheel shimmy (Gar-Kenyon)	1	31-8112046 and up
	456 014	R	* DAMPENER ASSEMBLY - Nose wheel shimmy (Cleveland)	1	31-8112046 and up
-5	452 357	B	* * BEARING - Shimmy dampener (M34-14)	1	31-5 to 31-7812120 inclusive
-5a	452 357	C	* BEARING - Shimmy dampener (M34-14)	1	31-7812121 and up
-6	25666-00	B,H	* BRACKET ASSEMBLY - Shimmy dampener attachment	1	31-5 to 31-7812120 inclusive
	74242-02	B,J	* BRACKET ASSEMBLY - Shimmy dampener attachment	1	31-5 to 31-7812120 inclusive
	47150-00	C	* BRACKET ASSEMBLY - Shimmy dampener attachment	1	31-7812121 and up
-6a	47150-02	C,G	* BRACKET ASSEMBLY - Shimmy dampener attachment	1	31-8112046 and up
-7	21714-00	B	* ARM ASSEMBLY - Nose gear steering	1	31-5 to 31-900 inclusive
	44386-00	B	* ARM ASSEMBLY - Nose gear steering	1	31-7300901 to 31-7812120 incl.
-8	14976-11	B	* * BUSHING - Nose gear steering arm	2	31-5 to 31-7812120 inclusive
-9	21719-05	B	* BRACKET ASSEMBLY - Nose gear aligner guide	1	31-5 to 31-808 inclusive
	21719-11	B	* BRACKET ASSEMBLY - Nose gear aligner guide	1	31-809 to 31-7812120 inclusive
	55201-02	C	* BRACKET ASSEMBLY - Nose gear aligner guide	1	31-7812121 and up
-10	31773-00	B	* WASHER - Nose gear lower bearing	1	31-5 to 31-7812120 inclusive
	31773-03	C	* WASHER - Nose gear lower bearing	1	31-7812121 and up
-11	31777-00		* SPACER - Nose gear bearing	1	
-12	01821-06		* PIN - Bearing retainer	4	
-13	31779-00		* BEARING - Nose gear, upper	1	
-14	31780-00	E	* BEARING - Nose gear, lower	1	31-5 to 31-7812120 inclusive
	45328-00	C	* BEARING - Nose gear, lower	1	31-7812121 to 31-8312016 incl.
	45328-03		* BEARING - Nose gear, lower	1	31-8312017 and up
-15	31793-02	B	* FORK ASSEMBLY - Nose gear (complete) (includes fork, piston tube and plug)	1	31-5 to 31-7812120 inclusive
	45333-03	C	* FORK ASSEMBLY - Nose gear (complete) (includes fork, piston tube and plug)	1	31-7812121 and up
-16	31785-00		* * BUSHING - Nose gear fork	2	
-17	484 695		* * PACKING - O-Ring (AN6227-25)	1	
-18	402 360		* * BOLT - Nose gear fork attachment (AN176-33A)	1	
	407 567		* * WASHER - Nose gear fork attachment (AN960-616)	1	
	404 838		* * NUT - Nose gear fork attachment (MS20364-624C)	1	
-19	31791-00		* * PLUG - Nose gear piston	1	
-20	404 915	C	* NUT - (MS20365-1216)	1	31-7812121 and up
-21	21702-00	D	* CLAMP - Shimmy dampener	1	31-5 to 31-7812120 inclusive
	47153-00	F	* CLAMP - Shimmy dampener	1	31-7812121 to 31-8112045 incl.
	73009-02	C,G,J	* CLAMP - Shimmy dampener	1	31-8112046 and up
-22	31805-06	B	* LINK ASSEMBLY - Nose gear torque	2	31-5 to 31-7812120 inclusive
	45318-00	C	* LINK ASSEMBLY - Nose gear torque	2	31-7812121 and up
-23	31796-00	B	* * BUSHING - Nose gear torque link	1	31-5 to 31-7812120 inclusive
	453 815	C	* * BUSHING - Nose gear torque link (NAS77-4-42)	1	31-7812121 and up
-23a	453 808	C	* * BUSHING - (NAS75-5-011)	2	31-7812121 and up
-24	44865-02	B	* TUBE ASSEMBLY - Nose gear orifice	1	31-5 to 31-7812120 inclusive
	45330-02	C	* TUBE ASSEMBLY - Nose gear orifice	1	31-7812121 and up
-25	40904-00		* PLATE - Nose gear orifice	1	31-5 to 31-7812120 inclusive

When ordering, always specify Part Number, Description, and Serial Number of Aircraft

PIPER PARTS CATALOG

Figure and Index Number	Part Number	Code	NOMENCLATURE	No Req	SERIAL NUMBERS AFFECTED
43-26	401 263 407 584		* BOLT - Shimmy dampener bracket attachment (AN3H-3A) * WASHER - Shimmy dampener bracket attachment (AN960-10L)	2 2	
-27	42742-00 45331-00	B C	* PLACARD - Tow turn limits * PLACARD - Tow turn limits	1 1	31-5 to 31-7812120 inclusive 31-7812121 and up
-28	40273-00 45316-03	B C	* HOUSING ASSEMBLY - Nose gear * HOUSING ASSEMBLY - Nose gear	1 1	31-5 to 31-7812120 inclusive 31-7812121 and up
-29	460 691		* * FITTING - Lubrication (AN944-101)	4	
-30	43262-00 31766-02	A A	* * BUSHING - Nose gear housing (7625 O D), notched * * BUSHING - Nose gear housing (7525 O D), un-notched	2 2	
-31	40250-02 40250-03	A A	* * BUSHING - Nose gear housing, top and bottom (3 1285/3 1275 O D) un-notched * * BUSHING - Nose gear housing, top and bottom (3 1385/3 1375 O D) notched	2 2	
-32	43256-07 453 735	A A	* * BUSHING - Nose gear housing (5748 O D) notched * * BUSHING - Nose gear housing (NAS75-7-016) (5638 O D) un-notched	2 2	
-33	40263-00		* * STUD - Nose gear door pick-up	2	
-34	40275-00 45314-00 45314-05	B C C	* CYLINDER ASSEMBLY - Nose gear strut * CYLINDER ASSEMBLY - Nose gear strut * CYLINDER ASSEMBLY - Nose gear strut	1 1 1	31-5 to 31-7812120 inclusive 31-7812121 to 31-8112062 incl 31-8112063 and up
-35	460 691		* * FITTING - Lubrication (AN944-101)	1	
-36	21831-04		* * BUSHING - Nose gear strut cylinder	1	
-37	43256-06 453 744	A A	* * BUSHING - Nose gear strut cylinder (4496 O D) notched * * BUSHING - Nose gear strut cylinder (NAS77-5-42) (4386 O D) un-notched	2 2	
-38	455 124		* CORE - Air valve (AN809-1)	1	
-39	453 124		* BODY - Air valve (AN812-1)	1	
-40	454 053		* CAP - Air valve (AN813-1B)	1	
-41	751 834		* GASKET - Air valve (AN901-5A)	1	
-42	460 690		* FITTING - Lubrication (AN944-201A)	1	
-43	752 722		* GASKET - O-ring (AN6230-6)	1	
-44	752 713		* PACKING - O-ring (AN6227-15)	1	
-45	484 734 484 782 686 012	E C C	* PACKING - O-ring (AN6227-31) * PACKING - O-ring (AN6227-32) * SEAL - (18702000)	1 1 1	31-5 to 31-7812120 inclusive 31-7812121 to 31-8312016 incl 31-8312017 and up
-46	40292-02		* PLACARD - Oleo service instructions	1	
-47	494 721		* WIPER - (4550A-2000-4)	1	
-48	402 344 404 102 424 052		* BOLT - Nose gear torque link (AN175-32) * NUT - Nose gear torque link (AN310-5) * PIN - Nose gear torque link (MS24665-134)	2 2 2	
-49	402 313 402 312 407 565 407 585 404 101 424 052	B C C C C C	* BOLT - Nose gear torque link, center (AN174-13) * BOLT - Nose gear torque link, center (AN174-14) * WASHER - Nose gear torque link, center (AN960-416) * WASHER - Nose gear torque link, center (AN960-416L) * NUT - Nose gear torque link, center (AN310-4) * PIN - Nose gear torque link, center (MS24665-134)	1 1 1 2 1 1	31-5 to 31-7812120 inclusive 31-7812121 and up
-50	400 109 400 015 407 565 404 101 404 888 424 051 14843-116	L M L M M M M	* BOLT - Shimmy dampener attachment (AN4-14) * BOLT - Shimmy dampener attachment (AN4-22A) * WASHER - Shimmy dampener attachment (AN960-416) * NUT - Shimmy dampener attachment (AN310-4) * NUT - Shimmy dampener attachment (MS20365-428C) * PIN - Shimmy dampener attachment (MS24665-132) * BUSHING - Shimmy dampener attachment	1 1 2 1 1 1 1	31-5 to 31-7812120 inclusive 31-7812121 and up 31-5 to 31-7812120 inclusive 31-7812121 and up 31-7812121 and up

When ordering, always specify Part Number, Description and Serial Number of Aircraft

PIPER PARTS CATALOG

Figure and Index Number	Part Number	Code	Nomenclature	No. Req.	Serial Numbers Affected
43-51	400 441		* BOLT - Shimmy dampener attachment (AN3-7A)	1	31-5 to 31-8112045 inclusive
	401 269	C,G	* BOLT - Shimmy dampener attachment (AN3-10A)	1	31-8112046 and up
	407 584		* WASHER - Shimmy dampener attachment (AN960-10L)	1	
	404 887		* NUT - Shimmy dampener attachment (MS20365-1032C)	1	
-52	401 268	B	* BOLT -Orifice tube nut safety (AN3H-10A)	3	31-5 to 31-7812120 inclusive
	407 564	B	* WASHER - Orifice tube nut safety (AN960-10)	3	31-5 to 31-7812120 inclusive
-53	404 840	B	* NUT - Orifice tube (MS20364-1414C)	1	31-5 to 31-7812120 inclusive
	21710-00	B	* WASHER - Orifice tube	1	31-5 to 31-7812120 inclusive
-54	400 748	B	* BOLT - Nose gear steering bushing (AN25-36)	2	31-5 to 31-7812120 inclusive
	400 743	C	* BOLT - Nose gear steering bushing (AN25-38)	2	31-7812121 and up
	407 566		* WASHER - Nose gear steering bushing (AN960-516)	AR	
	404 394		* NUT - Nose gear steering bushing (AN320-5)	2	
	424 051		* PIN - Nose gear steering bushing (MS24665-132)	2	
-55	484 759		* RING - Retainer (NAS51-300)	1	
-56	484 757		* RING - Retainer (NAS50-262)	1	
-57	419 600		* SCREW- Drive (MS21318-15)	2	
-58	416 785	B	* SCREW - (MS24693-S272)	3	31-5 to 31-7812120 inclusive
-59	42740-00		* INDICATOR - Tow turn	1	
-60	71360-02		* RING - Piston	1	
-61	55193-10	C	* ARM ASSEMBLY - Nose gear steering	1	31-7812121 and up
-61a	560 007	C	* * FITTING - Lubrication (1877)	1	31-7812121 and up
-62	5192-05	C	* PLATE ASSEMBLY - Nose gear steering	1	31-7812121 and up
-62a	560 007	C	* * FITTING - Lubrication (1877)	1	31-7812121 and up
-63	55195-02	C	* FOLLOWER - Cam, nose gear steering	2	31-7812121 and up
-64	55194-02	C	* WASHER - Nose gear steering	1	31-7812121 and up
-65	55223-02	Q	* SPRING - Nose gear steering arm	1	31-7812121 to 31-7912075 incl.
	71094-02	Q	* SPRING - Nose gear steering arm	1	31-7912076 to 31-8212005 incl.
	71094-03		* SPRING - Nose gear steering arm	1	31-8212006 and up
-66	452 663	C	* BEARING - Nose gear steering (TRA2031)	AR	31-7812121 and up
-67	55215-02	C	* STOP ASSEMBLY - Steering arm	1	31-7812121 and up
-68	401 267	C	* BOLT -(AN3H-5A)	3	31-7812121 to 31-8112077 incl.
	401 302		* BOLT - (AN4H-5A)	3	31-8212001 and up
-69	401 419	C	* BOLT -(AN6H-40A)	1	31-7812121 and up
	407 567	C	* WASHER - (AN960-616)	1	31-7812121 and up
-70	74125-02	K	* SLEEVE - Spring spacer	1	31-8212006 and up
-71	14976-12		BUSHING - Nose gear steering, inner	2	31-7812121 and up
-72	14976-13		BUSHING - Nose gear steering, outer (3/4" O D)	2	31-7812121 and up
	14976-21		BUSHING - Nose gear steering, outer (11/16" O.D)	2	31-7812121 and up
	14976-23		BUSHING - Nose gear steering, outer (5/8" O.D.)	2	31-7812121 and up
	14976-102		BUSHING - Nose gear steering, outer (13/16" O.D)	2	31-7812121 and up
	56977-06		BUSHING - Nose gear steering, outer (7/8" O.D.)	2	31-7812121 and up
	56977-07		BUSHING - Nose gear steering, outer (15/16" O.D)	2	31-7812121 and up
	14175-113		BUSHING - Nose gear steering, outer (1" O.D.)	2	31-7812121 and up

When ordering, always specify Part Number, Description, and Serial Number of Aircraft

1J24

INTENTIONALLY LEFT BLANK

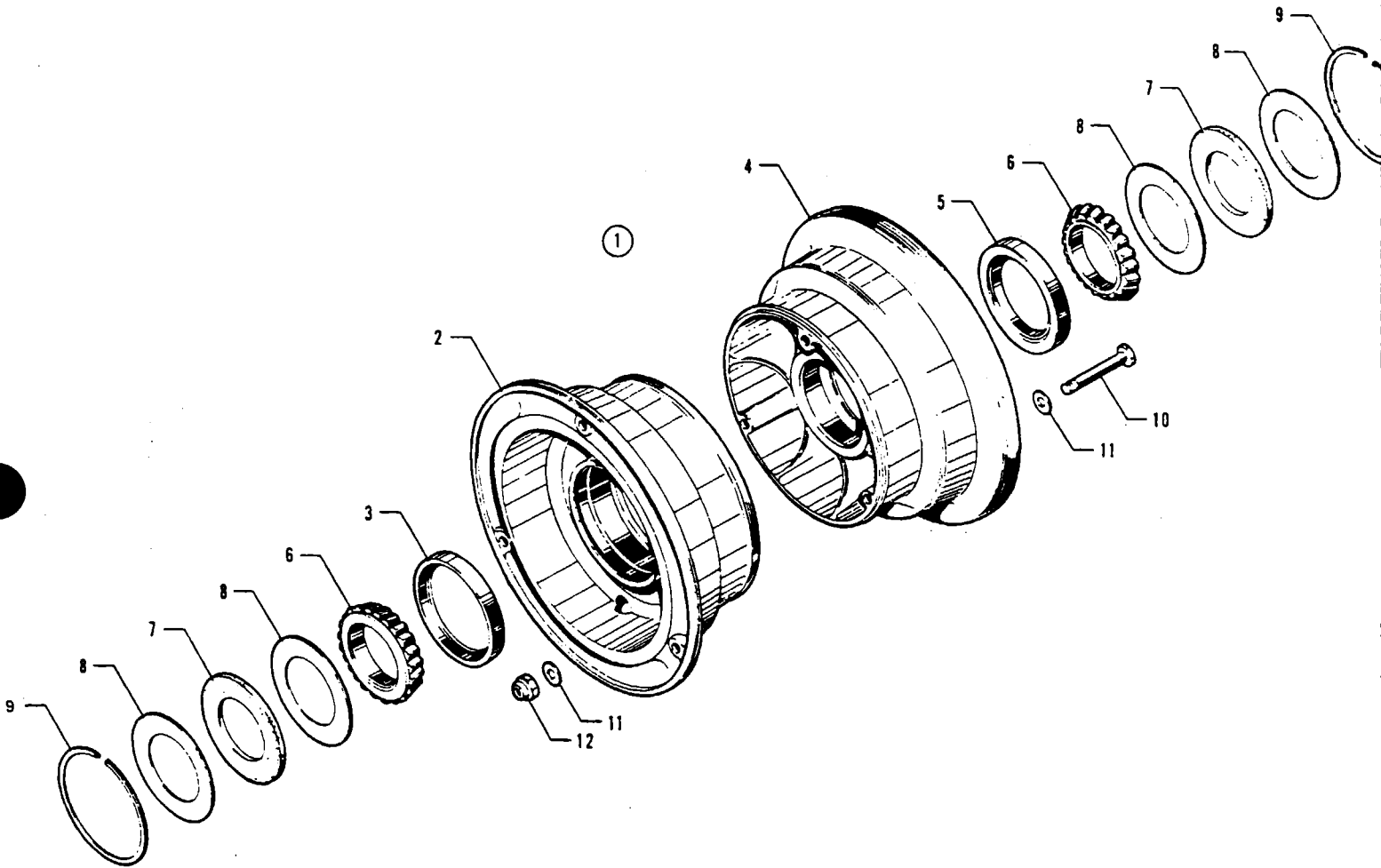


Figure 44. Nose Wheel Assembly

PIPER PARTS CATALOG

CODE EXPLANATIONS FOR FIGURE 44

- A - Used on Wheel Assembly 40-76B only
- B - Used on Wheel Assembly 40-140 only

PIPER PARTS CATALOG

Figure and Index Number	Part Number	Code	NOMENCLATURE	No. Req.	SERIAL NUMBERS AFFECTED
44-1	451 784		WHEEL ASSEMBLY - Nose (40-76B)	1	31-5 to 31-8112037 inclusive
	551 791		WHEEL ASSEMBLY - Nose (40-140)	1	31-8112038 and up
-2	753 194	A	* WHEEL HALF ASSEMBLY - Outer (162-27) with valve hole	1	
	763 715	B	* WHEEL HALF ASSEMBLY - Outer (162-77) with valve hole	1	
-3	751 494		* * CUP - Bearing (13836)	1	
-4	753 195	A	* WHEEL HALF ASSEMBLY - Inner (161-30)	1	
	763 717	B	* WHEEL HALF ASSEMBLY - Inner (161-82)	1	
-5	751 494		* * CUP - Bearing (13836)	1	
-6	751 489		* BEARING CONE - (13889)	2	
-7	751 819		* FELT - Grease seal (154-14)	2	
-8	755 964		* RING - Grease seal (153-9)	4	
-9	752 830		* RING - Snap (3023)	2	
-10	751 405	A	* BOLT - (AN5-35A)	3	
	751 405	B	* BOLT - (AN5-35A)	6	
-11	407 566	A	* WASHER - (AN960-516)	6	
	407 566	B	* WASHER - (AN960-516)	12	
-12	404 889	A	* NUT - (AN365-524)	3	
	404 889	B	* NUT - (AN365-524)	6	

When ordering, always specify Part Number, Description and Serial Number of Aircraft

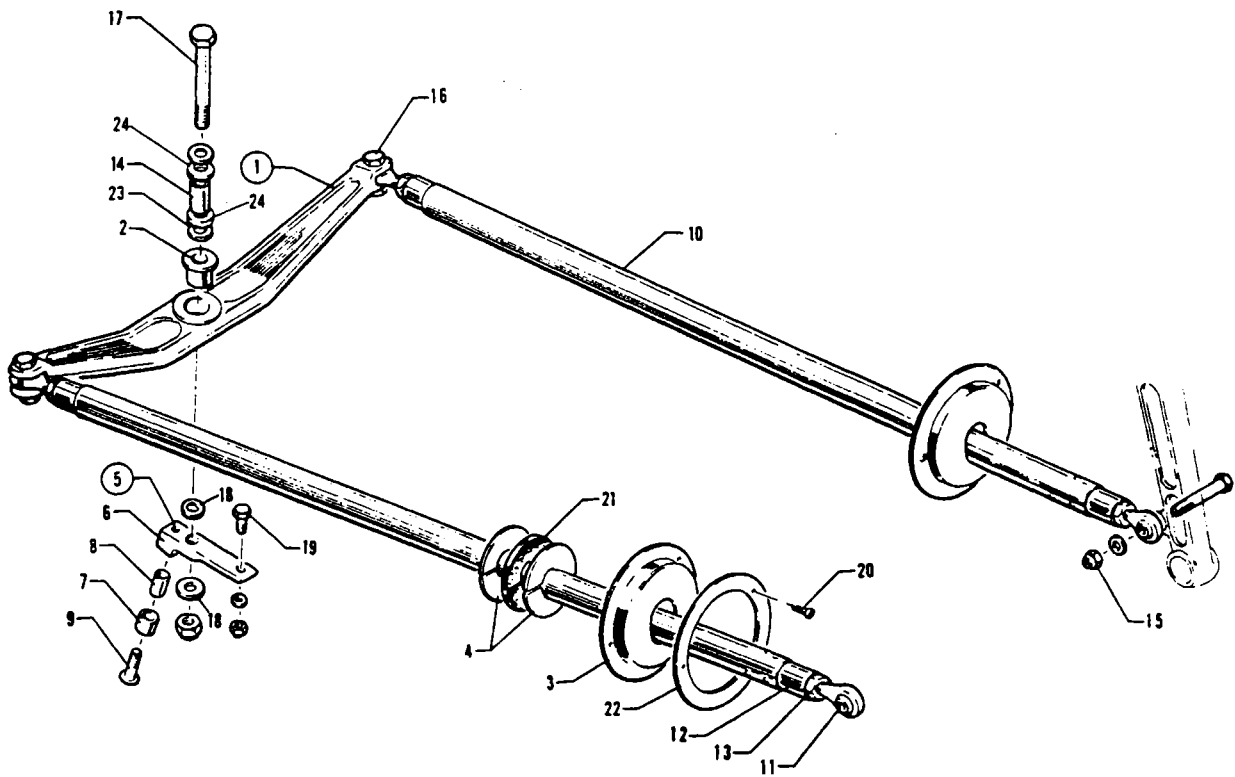


Figure 45 Nose Gear Steering Mechanism Installation

PIPER PARTS CATALOG

CODE EXPLANATIONS FOR FIGURE 45

- A - Order part for serial numbers 31-7812121 and up if Nose Gear Strut Assembly Replacement Kit 763 891 has been installed per Service Spares Letter No 352
- B - Also used on serial numbers 31-5 to 31-7812120 inclusive if Nose Gear Strut Assembly Replacement Kit 763 891 has been installed per Service Spares Letter No 352

PIPER PARTS CATALOG

Figure and Index Number	Part Number	Code	NOMENCLATURE	No. Req.	SERIAL NUMBERS AFFECTED
45-	41485		DRAWING - Rudder Pedal and Nose Gear Steering Mechanism Installation		
-1	40305-00		BELLCRANK ASSEMBLY - Nose wheel steering	1	
-2	21831-02		* BEARING - Bellcrank assembly	1	
-3	42924-00		RETAINER - Tube seal, Sta 81	2	
-4	42679-00		SEAL - Tube, Sta 81	4	
-5	21725-00	A	ALIGNER ASSEMBLY - Nose gear	1	31-5 to 31-7812120 inclusive
	55220-02	B	ALIGNER ASSEMBLY - Nose gear	1	31-7812121 and up
-6	21723-00	A	* BRACKET - Nose gear aligner	1	31-5 to 31-7812120 inclusive
	55219-02	B	* BRACKET - Nose gear aligner	1	31-7812121 and up
-7	14976-15	A	* BUSHING - Nose gear aligner	1	31-5 to 31-7812120 inclusive
	56977-02	B	* BUSHING - Nose gear aligner	1	31-7812121 and up
-8	14976-16	A	* BUSHING - Nose gear aligner	1	31-5 to 31-7812120 inclusive
	56977-03	B	* BUSHING - Nose gear aligner	1	31-7812121 and up
-9	411 349		* SCREW - Nylon insert (AN526-428-14R)	1	
-10	41437-00		TUBE ASSEMBLY - Nose gear steering	2	
-11	452 412		* BEARING - Magnfluxed (HMX-4S)	2	
-12	41438-00		* PLUG - Nose gear steering tube	2	
-13	52846-00		* NUT - Special	2	
-14	14976-17		BUSHING - Bellcrank assembly	1	
-15	401 318		BOLT - (AN4-20A)	2	
	407 565		WASHER - (AN960-416)	2	
	404 836		NUT - (MS20364-428C)	2	
-16	403 628		BOLT - (NAS6204-11)	2	
	407 565		WASHER - (AN960-416)	2	
	404 836		NUT - (MS20364-428C)	2	
-17	401 410	A	BOLT - (AN6-31A)	1	31-5 to 31-7812120 inclusive
	401 411	B	BOLT - (AN6-33A)	1	31-7812121 and up
	407 567	A	WASHER - (AN960-616)	1	31-5 to 31-7812120 incl
	407 567	B	WASHER - (AN960-616)	2	31-7812121 and up
	404 890	A	NUT - (MS20365-624C)	1	31-5 to 31-7812120 incl
	404 838	B	NUT - (MS20364-624C)	1	31-7812121 and up
-18	407 587		WASHER - (AN960-616L)	3	
-19	401 266		BOLT - (AN3-5A)	1	
	407 564		WASHER - (AN960-10)	1	
	404 835		NUT - (MS20364-1032C)	1	
-20	415 149		SCREW - (AN526-632R8)	6	
-21	42601-00		SPACER - Seal, Sta 81	2	
-22	42675-00		RING - Tube seal, Sta 81	2	
-23	407 567		WASHER - (AN960-616)	AR	
-24	407 686		WASHER - (AN960-C816L)	AR	

When ordering, always specify Part Number, Description and Serial Number of Aircraft

PIPER PARTS CATALOG

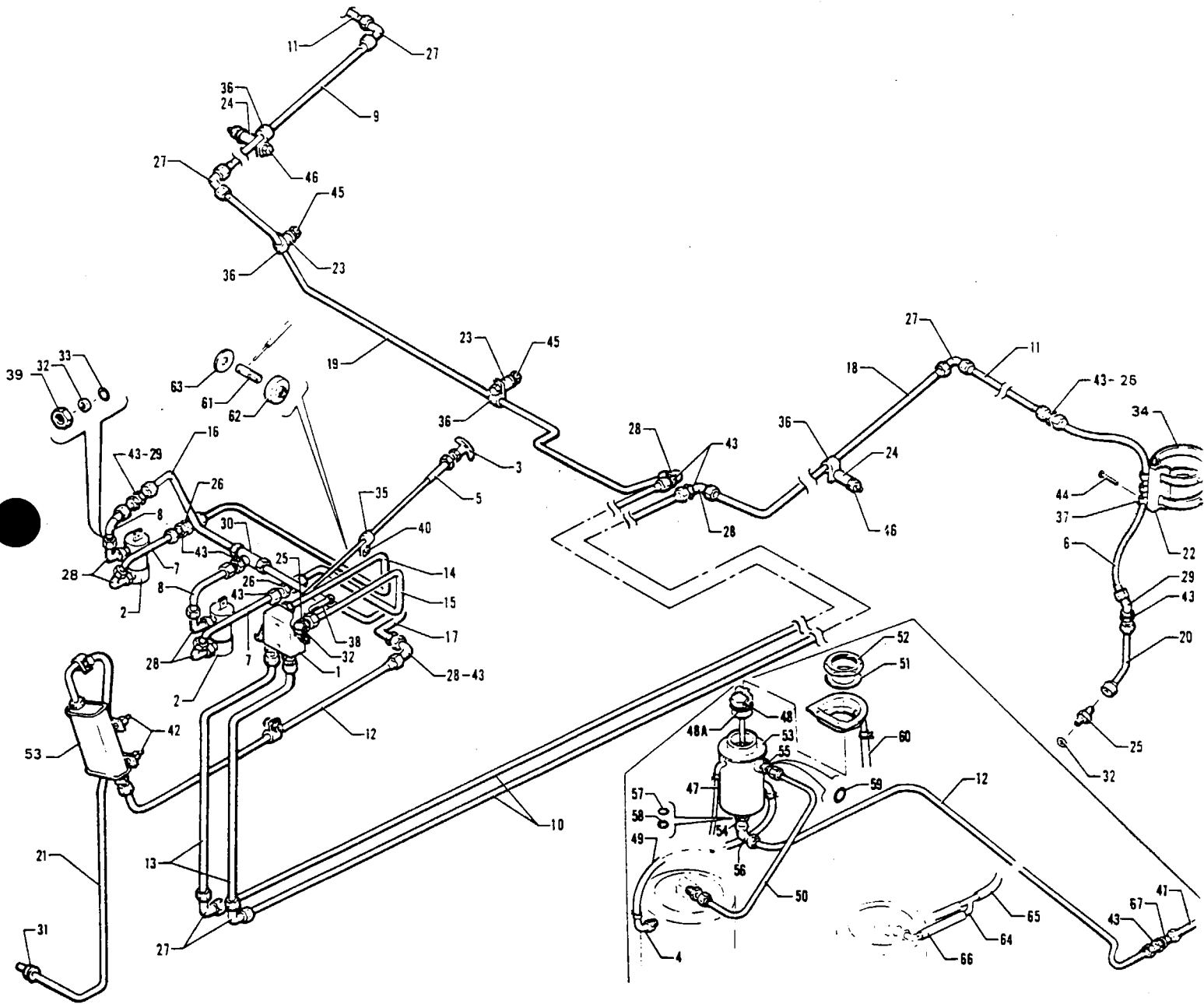


Figure 46. Brake System Installation

REVISED: NOVEMBER 1977

PIPER PARTS CATALOG

CODE EXPLANATIONS FOR FIGURE 46

- A - See Figure 48 for component parts.
- B - See Figure 47 if dual brake is installed.
- C - Used on serial numbers 31-5 to 31-406 inclusive if Parking Brake Valve (No. 060-00301) is installed.
- D - Used on Hydraulic Gauge Assembly with lever type handle.
- E - Used if Ozone Powerpak is installed.
- F - Used if Wiebel Powerpak is installed.
- G - Used if Cleveland Brakes 30-68, 30-68A or 30-68B are installed.
- H - Used if Cleveland Brakes 30-95A are installed.

PIPER PARTS CATALOG

Figure and Index Number	Part Number	Code	NOMENCLATURE	No. Req.	SERIAL NUMBERS AFFECTED
46-	42136		DRAWING - Hydraulic Brake System Installation		
-1	492 112	A	VALVE - Parking brake (60-3)	1	31-5 to 31-406 inclusive
	492 152	A	VALVE - Parking brake (060-00301)	1	31-407 and up
-2	455 943	A	MASTER CYLINDER ASSEMBLY - Brake (10-17)	2	31-5 to 31-7812099 incl
	455 967	A	MASTER CYLINDER ASSEMBLY - Brake (10-23)	2	31-7812100 and up
	455 971	A	MASTER CYLINDER ASSEMBLY - Brake (10-23A)	2	31-7812100 and up
-3	471 080		KNOB - Tee, parking brake (KN578A)	1	
-4	454 987		CLAMP - (SAE 12, Type "E")	2	31-300 and up
-5	16775-02		CABLE ASSEMBLY - Parking brake (19" L)	1	31-5 to 31-748 inclusive
	16775-03		CABLE ASSEMBLY - Parking brake (23 1/2" L)	1	31-749 and up
-6	17766-73		HOSE ASSEMBLY - Main gear brake line	2	
-7	565 226		HOSE ASSEMBLY - Brake cylinder, lower port (124001-4D-0124)	2	
-8	565 225		HOSE ASSEMBLY - Brake cylinder, upper port (124001-4D-0093)	2	
-9	22673-78		TUBE ASSEMBLY - Hydraulic brake	1	
-10	42300-02		TUBE ASSEMBLY - Hydraulic brake	2	
-11	42300-03		TUBE ASSEMBLY - Hydraulic brake	2	
-12	42066-00		TUBE ASSEMBLY - Hydraulic brake (33 25" L)	1	31-5 to 31-299 inclusive
	43877-00		TUBE ASSEMBLY - Hydraulic brake (40.82" L)	1	31-300 to 31-7712103 incl
	49626-02		TUBE ASSEMBLY - Hydraulic brake (35.91" L)	1	31-7812001 and up
-13	42067-00		TUBE ASSEMBLY - Hydraulic brake	2	
-14	42068-00		TUBE ASSEMBLY - Hydraulic brake	1	
-15	42069-00		TUBE ASSEMBLY - Hydraulic brake	1	
-16	53992-00	B	TUBE ASSEMBLY - Hydraulic brake	1	
-17	42095-00	B	TUBE ASSEMBLY - Hydraulic brake	1	
-18	42180-00		TUBE ASSEMBLY - Hydraulic brake	1	
-19	42181-00		TUBE ASSEMBLY - Hydraulic brake	1	
-20	42112-00	G	TUBE ASSEMBLY - Main gear brake line, left	1	
	42112-01	G	TUBE ASSEMBLY - Main gear brake line, right	1	
	47556-02	H	LINE ASSEMBLY - Main gear brake line	2	
-21	19790-26		TUBE - Reservoir, plastic (53" L)	1	31-5 to 31-299 inclusive
-22	41220-00		BRACKET ASSEMBLY - Main gear brake line	2	
-23	42129-11		BUSHING - Hydraulic brake tube	2	
-24	42129-12		BUSHING - Hydraulic brake tube	2	
-25	491 050		UNION - (AN815-4D)	4	
-26	491 060		UNION - (AN832-4D)	4	
-27	458 880		ELBOW - (AN821-4D)	5	
-28	458 900		ELBOW - (AN833-4D)	4	
-29	458 910		ELBOW - (AN837-4D)	2	
-30	488 383	B	TEE - (AN834-4D)	1	
-31	434 126		GROMMET - (AN931-3-5)	1	31-5 to 31-299 inclusive
-32	462 027		GASKET - (AN6290-4)	8	
-33	484 752		RING - (AN6291-4)	4	
-34	554 874		CLAMP - (QS200-M56S)	4	
-35	454 887		CLAMP - (A4886S-3-1)	1	
-36	454 929		CLAMP - (A4980S-4-91)	4	
-37	454 933		CLAMP - (A4980S-8-91)	6	
-38	417 703		SCREW - (AN56-1032R26)	2	
-39	477 676		NUT - (AN6289D4)	4	
-40	411 532		SCREW - (MS35207-263)	1	
	407 564		WASHER - (AN960-10)	1	
	404 887		NUT - (MS20365-1032C)	1	

When ordering, always specify Part Number, Description and Serial Number of Aircraft

PIPER PARTS CATALOG

Figure and Index Number	Part Number	Code	NOMENCLATURE	No. Req.	SERIAL NUMBERS AFFECTED
46-41	53267-00		TUBE ASSEMBLY - Hydraulic brake	1	31-300 and up
-42	415 449		SCREW - (AN526-832R8)	2	31-5 to 31-299 inclusive
	407 563		WASHER - (AN960-8)	2	31-5 to 31-299 inclusive
	404 910		NUT - (MS20365-832C)	2	31-5 to 31-299 inclusive
-43	477 618		NUT - (AN924-4D)	12	
	407 568		WASHER - (AN960-716)	12	
-44	411 530		SCREW - (MS35207-261)	6	
-45	416 998		SCREW - (AN526-1032R18)	2	
	407 564		WASHER - (AN960-10)	2	
	404 887		NUT - (MS20365-1032C)	2	
-46	411 539		SCREW - (MS35207-270)	2	
	407 564		WASHER - (AN960-10)	2	
	404 887		NUT - (MS20365-1032C)	2	
-47	82371-115		TUBE - Reservoir drain (46" L)	1	31-300 to 31-799 inclusive
	80027-08		TUBE - Reservoir drain (18" L)	1	31-800 and up
-48	43725-00		GAUGE ASSEMBLY - Hydraulic fluid level	1	31-300 to 31-726 inclusive
	44490-00		GAUGE ASSEMBLY - Hydraulic fluid level (550 571)	1	31-727 and up
-48a	484 815	D	* O-RING - (2-214 CPD N545-4)	1	
-49	61541-10	E	HOSE - Reservoir to powerpak (7.00" L)	1	31-300 to 31-799 inclusive
	82371-90	F	HOSE - Reservoir to powerpak (12 50" L)	1	31-300 to 31-799 inclusive
-50	43821-00		LINE ASSEMBLY - Hydraulic reservoir	1	31-300 to 31-799 inclusive
-51	43840-00		GASKET - Hydraulic reservoir	1	31-300 and up
-52	43712-00		NUT - Hex, hydraulic reservoir	1	31-300 and up
-53	18290-08		RESERVOIR ASSEMBLY - Brake cylinder	1	31-5 to 31-299 inclusive
	43844-00		RESERVOIR ASSEMBLY - Brake cylinder	1	31-300 to 31-799 inclusive
	48028-00		RESERVOIR ASSEMBLY - Brake cylinder	1	31-800 and up
-54	477 676		* NUT - (AN6289-D4)	1	31-300 and up
-55	491 052		* UNION - (AN814-6D)	1	31-300 to 31-799 inclusive
-56	458 900		* ELBOW - (AN833-4D)	1	31-300 and up
-57	484 752		* RING - (AN6291-4)	1	31-300 and up
-58	462 027		* GASKET - (AN6290-4)	1	31-300 and up
-59	462 029		* GASKET - (AN6290-6)	1	31-300 to 31-799 inclusive
-60	19790-29		TUBE ASSEMBLY - Hydraulic reservoir drain	1	
-61	42809-00	C	STUD - Swivel fitting	1	31-407 and up
-62	70371-02	C	FITTING - Swivel	1	31-407 and up
-63	407 584	C	WASHER - (AN960-10L)	1	31-407 and up
	404 100	C	NUT - (AN310-3)	1	31-407 and up
	424 051	C	PIN - Cotter (AN380-2-2)	1	31-407 and up
-64	16632-00		TUBE ASSEMBLY - Reservoir drain to powerpak	1	31-800 and up
-65	80027-09		TUBE - Reservoir drain (32" L)	1	31-800 and up
-66	22369-14		TUBE - Powerpak (4" L)	1	31-800 and up
-67	491 060		UNION - (AN832-4D)	1	31-5 to 31-7712103 inclusive
	458 900		ELBOW - (AN833-4D)	1	31-7812001 and up

When ordering, always specify Part Number, Description and Serial Number of Aircraft

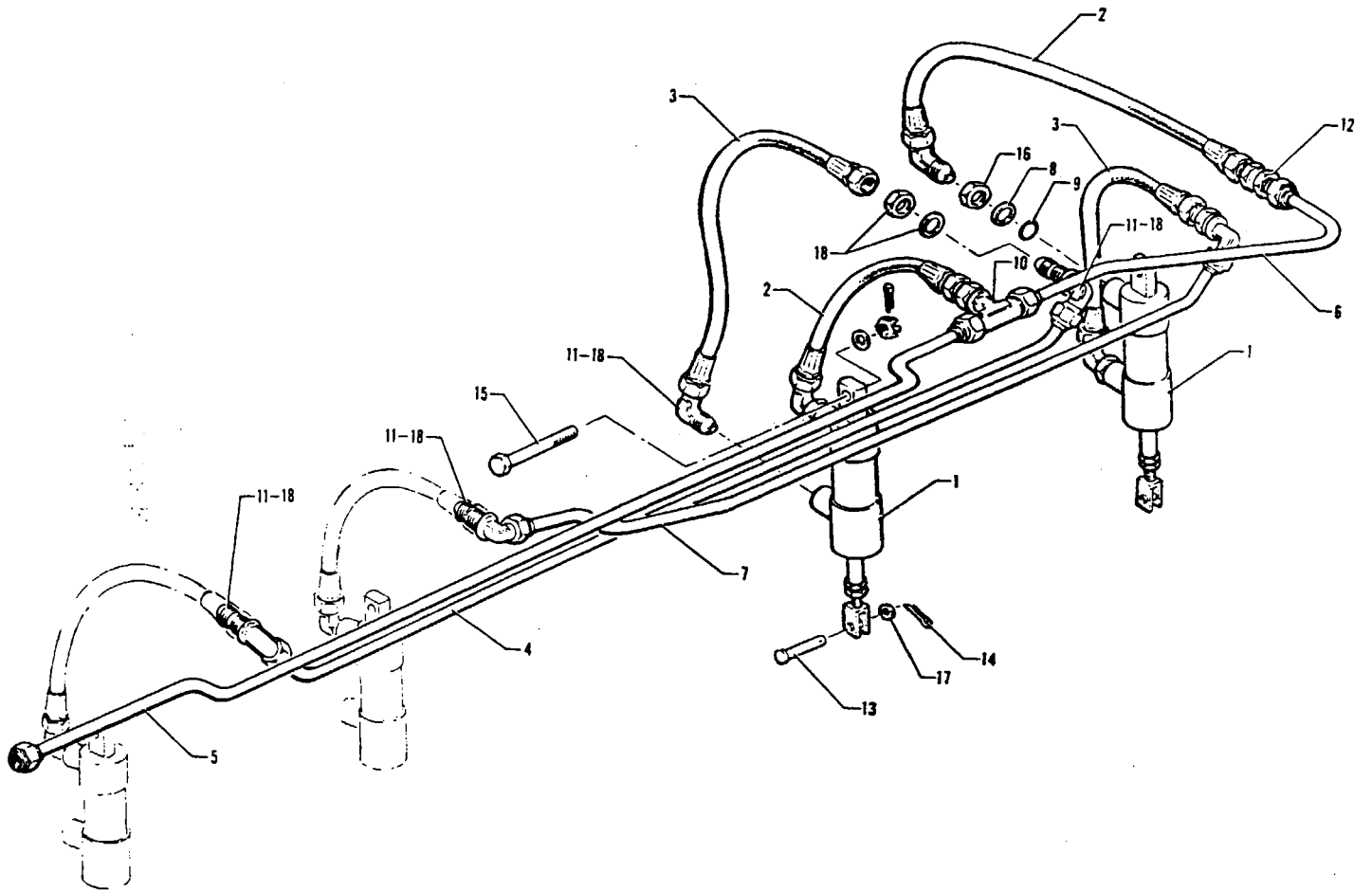


Figure 47. Dual Brake Installation

PIPER PARTS CATALOG

CODE EXPLANATIONS FOR FIGURE 47

A - See Figure 48 for component parts.

PIPER PARTS CATALOG

Figure and Index Number	Part Number	Code	NOMENCLATURE	No. Req.	SERIAL NUMBERS AFFECTED
47-	42386		DRAWING - Dual Brake Installation		
-1	455 943	A	MASTER CYLINDER ASSEMBLY - Brake (10-17)	2	31-5 to 31-7812099 incl.
	455 967	A	MASTER CYLINDER ASSEMBLY - Brake (10-23)	2	31-7812100 and up
	455 971	A	MASTER CYLINDER ASSEMBLY - Brake (10-23A)	2	31-7812100 and up
-2	565 225		HOSE ASSEMBLY - Brake cylinder, upper port (124001-4D-0093)	2	
-3	565 226		HOSE ASSEMBLY - Brake cylinder, lower port (124001-4D-0124)	2	
-4	42062-00		TUBE ASSEMBLY - Hydraulic brake	1	
-5	42063-00		TUBE ASSEMBLY - Hydraulic brake	1	
-6	42064-00		TUBE ASSEMBLY - Hydraulic brake	1	
-7	42065-00		TUBE ASSEMBLY - Hydraulic brake	1	
-8	484 752		RING - (AN6291-4)	4	
-9	462 027		GASKET - (AN6290-4)	4	
-10	488 383		TEE - (AN834-4D)	1	
-11	458 900		ELBOW - (AN833-4D)	8	
-12	491 060		UNION - (AN832-4D)	1	
-13	424 176		PIN - Flat head (AN393-15)	2	
-14	424 051		COTTER PIN - (AN380-2-2)	2	
-15	400 116		BOLT - (AN4-23)	2	
	407 565		WASHER - (AN960-416)	2	
	404 101		NUT - (AN310-4)	2	
	424 052		COTTER PIN - (AN380-2-3)	2	
-16	477 676		NUT - (AN6289-D4)	4	
-17	407 584		WASHER - (AN960-10L)	2	
-18	477 618		NUT - (AN924-4D)	6	
	407 568		WASHER - (AN960-716)	6	

When ordering, always specify Part Number, Description and Serial Number of Aircraft

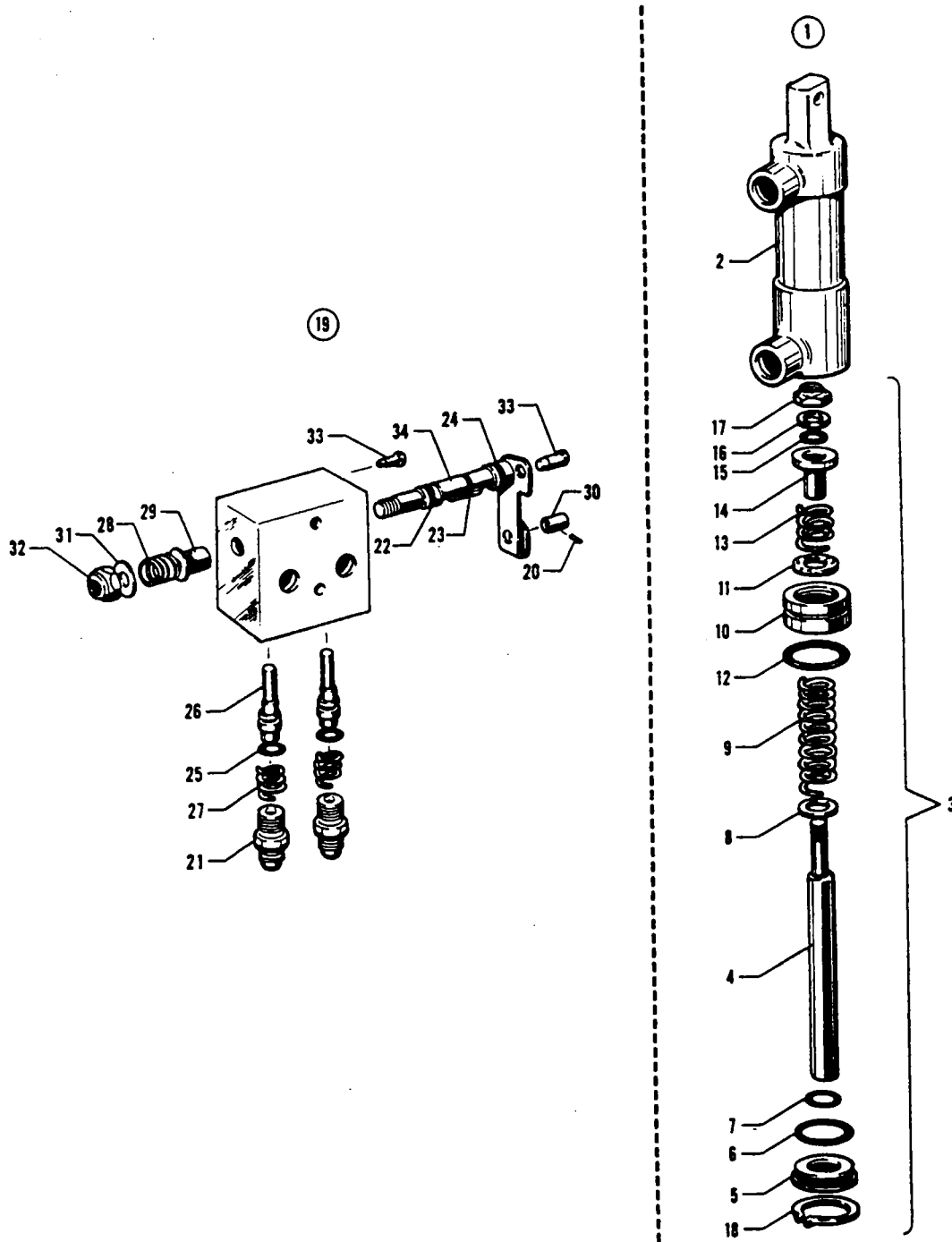


Figure 48. Master Cylinder and Parking Brake Valve

PIPER PARTS CATALOG

CODE EXPLANATIONS FOR FIGURE 48

- A - Used with Master Cylinder Assembly Part No 10-17 only
- B - Used with Master Cylinder Assembly Part No 10-23 only.
- C - Used with Master Cylinder Assembly Part No 10-23A only.
- D - Used with Valve Assembly (060-00301) only
- E - Used with Valve Assembly (60-3) only

PIPER PARTS CATALOG

Figure and Index Number	Part Number	Code	NOMENCLATURE	No. Req.	SERIAL NUMBERS AFFECTED
48-1	455 943		MASTER CYLINDER ASSEMBLY - Brake (10-17)	2	31-5 to 31-7812099 inclusive
	455 967		MASTER CYLINDER ASSEMBLY - Brake (10-23)	2	31-7812100 and up
	455 971		MASTER CYLINDER ASSEMBLY - Brake (10-23A)	2	31-7812100 and up
-2	753 960	A	* CYLINDER ASSEMBLY - Hydraulic (189-10)	1	
	763 253	B	* CYLINDER ASSEMBLY - Hydraulic (189-25)	1	
	763 309	C	* CYLINDER ASSEMBLY - Hydraulic (144-36)	1	
-3	755 952	A	* ROD ASSEMBLY - Piston (182-8)	1	
	762 573	B,C	* ROD ASSEMBLY - Piston (182-24)	1	
-4	755 953		* * ROD - Piston (142-7)	1	
-5	751 890		* * GLAND - Packing (141-8)	1	
-6	484 730		* * O-RING - (AN6227-14)	1	
-7	484 701		* * O-RING - (AN6227-7)	1	
-8	407 567		* * WASHER - (AN960-616)	1	
-9	756 259		* * SPRING - (82-19)	1	
-10	757 219	A	* * PISTON - (148-8)	1	
	763 441	B,C	* * PISTON - (148-26)	1	
-11	753 215		* * WASHER - (95-251)	1	
-12	484 696	A	* * O-RING - (AN6227-13)	1	
	484 730	B,C	* * O-RING - (AN6227-14)	1	
-13	756 119		* * SPRING - (82-10)	1	
-14	756 508		* * VALVE - (146-5)	1	
-15	752 735		* * O-RING - (AN6227-3) (484 707)	1	
-16	407 564		* * WASHER - (AN960-10)	1	
-17	404 835		* * NUT - (AN364-1032)	1	
-18	755 955		* RING - Retaining (IRR3000-100) (155-11)	1	
-19	492 112		VALVE ASSEMBLY - Parking brake (60-3)	1	31-5 to 31-406 inclusive
	492 152		VALVE ASSEMBLY - Parking brake (060-00301)	1	31-407 and up
-20	756 120	E	* SCREW - Set (8 32 x 1/4)	1	
-21	476 648		* FITTING - Tube (AN816-4D)	2	
-22	752 735		* O-RING - (AN6227-3) (484 707)	1	
-23	484 700		* O-RING - (AN6227-5)	1	
-24	484 708		* O-RING - (AN6227-6)	1	
-25	755 908		* O-RING - (AN6227-1)	2	
-26	753 110		* VALVE - (146-2)	2	
-27	762 333		* SPRING - (82-44)	2	
-28	756 119		* SPRING - (82-10)	1	
-29	751 445		* BUSHING - (145-7)	1	
-30	751 446	E	* BUSHING - (145-9)	1	
-31	407 564		* WASHER - (AN960-10)	2	
-32	404 835		* NUT - (AN364-1032)	1	
-33	757 238		* PIN - (177-2)	2	
-34	757 821	E	* CAM ASSEMBLY - Valve (181-3)	1	
	757 879	D	* CAM ASSEMBLY - Valve (181-00301)	1	

When ordering, always specify Part Number, Description and Serial Number of Aircraft

PIPER PARTS CATALOG

GRIDS 1K17 THRU 1L24
INTENTIONALLY LEFT BLANK

Revised February 18, 1994

1K17



AIRPLANE PARTS CATALOG

PA-31 NAVAJO
PA-31-300 NAVAJO 300
PA-31-325 NAVAJO C/R

CARD 2 OF 5

PIPER AIRCRAFT CORPORATION

[PART NUMBER 753 703]

2A1

REVISED: FEBRUARY 18, 1994

PIPER PARTS CATALOG

AEROFICHE EXPLANATION AND REVISION STATUS

The Parts Catalog information in this set of Aerofiche cards is arranged in accordance with the general specifications of Aerofiche adopted by the General Aviation Manufacturer's Association.

Conversion of Aerofiche alpha/numeric code numbers:

First number is the Aerofiche card identifier.

Letter is the horizontal line reference per card.

Second number is the vertical line reference per card.

Example: 2J16 = Aerofiche card number two of given set. Grid location J16.

To aid in locating the various sections and related information desired, the following is provided:

A complete Catalog Table of Contents is given at Grid 1A9 of Aerofiche card number 1 of this set. Each additional card in this set will have a Table of Contents for all sections on that particular card. This table will start at Grid A3.

REVISIONS

The information compiled in this Aerofiche Parts Catalog is kept current by revisions distributed periodically. Each revision is a complete Aerofiche card replacement and supersedes Aerofiche cards of the same number in the set.

Revisions to this PA-31-300/310/325 Parts Catalog issued September 20, 1974 are as follows:

753 703 (ORG740920)	Dated September 20 1974
753 703 (PR760227)	Dated February 1976
753 703 (PR770107)	Dated January 1977
753 703 (PR770913)	Dated September 1977
753 703 (PR771130)	Dated November 1977
753 703 (PR780914)	Dated September 1978
753 703 (PR790912)	Dated September 1979
753 703 (PR800410)	Dated April 1980
753 703 (PR800917)	Dated September 1980
753 703 (PR810513)	Dated May 1981
753 703 (PR810915)	Dated September 1981
753 703 (PR820413)	Dated April 1982
753 703 (PR821108)	Dated November 1982
753 703 (PR830315)	Dated March 1983
753 703 (PR831109)	Dated November 1983
753 703 (PR840614)	Dated June 1984
753 703 (IR860428)	Dated April 1986 (Interim Change)
753 703 (IR860528)	Dated May 1986 (Interim Change)
753 703 (PR940218)	Dated February 1994

NOTE: Refer to Aerofiche Customer Service Information Catalog (1753 755) for revision dates and card effectivities for this parts catalog.

TABLE OF CONTENTS

FIGURE NUMBER	FIGURE TITLE	GRID NUMBER
---------------	--------------	-------------

**SECTION V
CABIN EQUIPMENT GROUP**

49	Cabin Interior Finishing Instl. (S/N 31-5 to 31-7300923 incl.)	2A5
50	Cabin Interior Finishing Instl (S/N 31-7300924 to 31-7612110 incl)	2A16
50A	Cabin Interior Finishing Instl (S/N 31-7712001 to 31-7812033 incl.)	2A21
50B	Cabin Interior Finishing Instl (S/N 31-7812034 and up)	2B1
51	Cabin Interior Finishing Instl. (For Air Conditioning Only) (S/N 31-5 to 31-7612110 incl)	2B5
51A	Cabin Interior Finishing Instl. (For Air Conditioning Only) (S/N 31-7712001 to 31-7812033 incl)	2B10
51B	Cabin Interior Finishing Instl (For Air Conditioning Only) (S/N 31-7812034 and up)	2B13
52	Cargo Barrier Equipment Installation	2B16
53	Cabin Headlining Panels Installation	2B19
54	Floor Carpet Installation	2C1
55	Baggage Compartment Finishing Installation	2C7
56	Cabin Furnishings Installation (S/N 31-7712001 and up)	2C11
56A	Crew Seats Installation (S/N 31-5 to 31-7612110 incl)	2D1
56B	Crew Seats Installation (S/N 31-7712001 and up)	2D9
57	Passenger Seats Instl (S/N 31-5 to 31-7612110 incl)	2D15
57A	Passenger Seats Instl - Forward Facing (S/N 31-7712001 and up)	2E1
58	Seat Instl , 3rd and 4th, Aft Facing (S/N 31-7712001 and up)	2E7
58A	Seventh and Eighth Seat Instl (S/N 31-5 to 31-7612110 incl)	2E13
58B	Seventh Seat Instl (S/N 31-7712001 and up)	2E20
58C	Eighth Seat Instl (S/N 31-7712001 and up)	2F1
58D	Eighth Seat Instl (S/N 31-8112001 and up)	2F5
59	Nine Seat Installation (Aztec Seats)	2F9
60	Cabin Divider Panel and Fire Extinguisher Instl. (S/N 31-5 to 31-7612110 incl)	2F13
61	Folding Table, Refreshment Cabinet and Beverage Dispenser Instl (S/N 31-5 to 31-7612110 incl.)	2F16
62	Toilet and Relief Tube Instl (S/N 31-5 to 31-7612110 incl)	2F19
62A	Toilet Installation - Side Facing	2G1
62B	Toilet Installation, 7th Seat Position (S/N 31-7712053 and up)	2G5

**SECTION VI
INSTRUMENTS GROUP**

63	Instrument Panel Installation	2G9
64	Dual Instrument Panel Installaton	2G16
65	Miscellaneous Air and Fluid Lines Installation	2G21
66	Dual Instrument Air System Installation	2H1
67	Instrument Pressure System Installation	2H4
67A	Instrument Pressure System Installation (S/N 31-7612019 and up)	2H9
68	Static Pressure System Installation	2H14

**SECTION VII
POWER PLANT GROUP**

69	Power Plant Installation (PA-31-310/325)	2H18
70	Power Plant Installation (PA-31-300)	2I1
70A	Mechanical Tachometer Shaft Installation	2I5
71	Engine Exhaust System Installation (PA-31-300)	2I8
72	Engine Baffle Installation	2I11

TABLE OF CONTENTS

FIGURE NUMBER	FIGURE TITLE	GRID NUMBER
SECTION VIII (cont.)		
POWER PLANT GROUP		
73	Oil Cooler and Breather System Installation (PA-31-310/325)	2I14
74	Oil Cooler and Breather System Installation (PA-31-300)	2I18
75	Two Blade Propeller Assembly	2I21
76	Three Blade Propeller Assembly	2J1
77	Propeller Synchronizer System Installation	2J5
78	Propeller Synchrophaser System Installation (S/N 31-5 to 31-7812039 incl.)	2J8
78A	Propeller Synchrophaser System Installation (S/N 31-7812040 and up)	2J11
79	Engine Controls Installation	2J14
80	Engine Cowl Installation	2J18
81	Cowl Flap Actuating Mechanism Installation	2J21
82	Nacelle Instl (PA-31-300/310) (Used if nacelle wing lockers are not installed)	2K1
83	Nacelle Instl (PA-31-310/325) (Used if nacelle wing lockers are installed)	2K6
84	Nacelle Locker Door Assembly and Installation	2K11

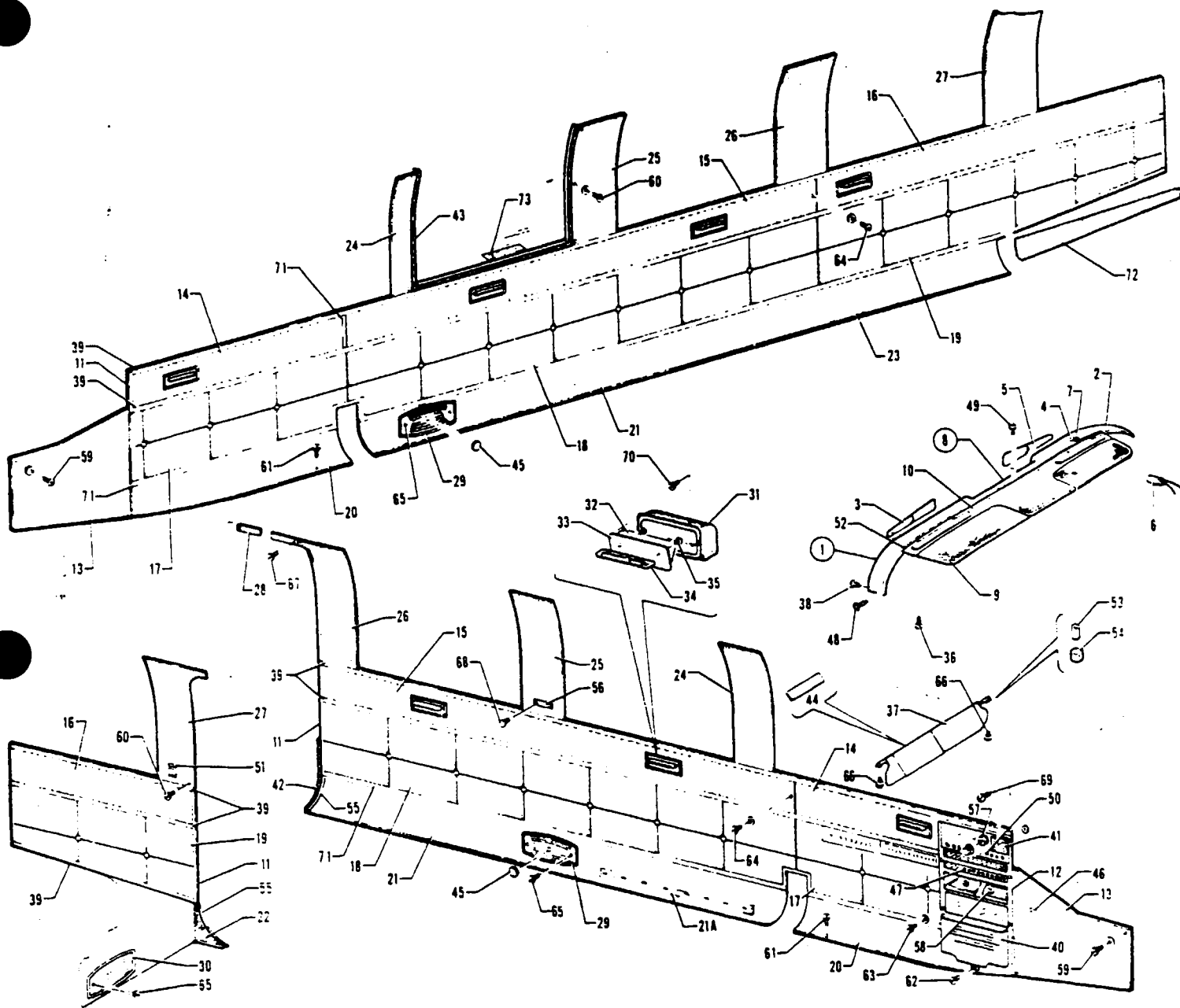


Figure 49. Cabin Interior Finishing Installation
(Serial Nos. 31-5 to 31-7300923 inclusive)

PIPER PARTS CATALOG

CODE EXPLANATIONS FOR FIGURE 49

- A - Used on serial numbers 31-5 to 31-659 inclusive and 31-661 to 31-711 inclusive.
- B - Order Panel Assembly 41939-09 if 70 AMP Alternator has been installed.
- C - Used on serial numbers 31-228, 31-230, 31-231 and 31-233 to 31-751 inclusive.
- D - Serial number of aircraft must be supplied when ordering this part.
- E - Used with contemporary and classic interiors only.
- F - Used with continental interiors only.
- G - Used on serial numbers 31-5 to 31-227 inclusive, 31-229 and 31-232.
- H - Used only if cargo door is installed.
- J - Used on serial numbers 31-46, 31-86, 31-109, 31-126, 31-239 to 31-900 inclusive.
- K - Used on serial numbers 31-5 to 31-45, 31-47 to 31-85, 31-87 to 31-108, 31-110 to 31-125, 31-127 to 31-238 inclusive.

PIPER PARTS CATALOG

Figure and Index Number	Part Number	Code	NOMENCLATURE	No. Req.	SERIAL NUMBERS AFFECTED
49-	42510 43330 44092 53400		DRAWING - Cabin Interior Finishing Installation DRAWING - Cabin Interior Finishing Installation DRAWING - Cabin Interior Finishing Installation DRAWING - Cabin Interior Finishing Installation		31-5 to 31-40 inclusive 31-41 to 31-353 inclusive 31-354 to 31-900 inclusive 31-7300901 to 31-7300923 incl
-1	41880-00 41880-02	A	PANEL ASSEMBLY - Instrument panel trim PANEL ASSEMBLY - Instrument panel trim	1 1	31-660, 31-712 and up
-2	41660-00		* PANEL - Instrument panel trim	1	
-3	41434-00		* PLACARD - Operation category	1	
-4	41899-00		* PLACARD - Map light	2	
-5	40595-00 40595-02	A	* PLACARD - Stall warning * PLACARD - Stall warning	1 1	31-660, 31-712 and up
-6	472 754		* LIGHT ASSEMBLY - (15-01001)	2	
-6a	753 476		* * BULB - (313)	1	
-7	487 876		* SWITCH - (S-2012SD06-0)	1	
-8	53369-13		PANEL ASSEMBLY - Instrument access	1	31-5 to 31-353 inclusive 31-7300901 and up
	42736-06		PANEL ASSEMBLY - Instrument access	1	31-354 to 31-900 inclusive
-9	43521-00 43521-01 42736-07 42736-08 53369-11		* PLATE ASSEMBLY - (Used with Royalite panel) Left * PLATE ASSEMBLY - (Used with Royalite panel) Right * PLATE ASSEMBLY - (Used with Fiberglass panel) Left * PLATE ASSEMBLY - (Used with Fiberglass panel) Right * PLATE ASSEMBLY - (Used with Fiberglass panel) Left	1 1 1 1 1	31-5 to 31-25 inclusive 31-5 to 31-25 inclusive 31-354 to 31-900 inclusive 31-354 to 31-900 inclusive 31-5 to 31-353 inclusive 31-7300901 and up
	53369-12		* PLATE ASSEMBLY - (Used with Fiberglass panel) Right	1	31-5 to 31-353 inclusive 31-7300901 and up
-10	42737-00		* PANEL - Instrument access	1	
-11	147 120		STRIP - Trim (6' length) (844)	AR	31-41 and up
-12	41939-00 41939-09 41939-11 41939-13 41939-15 41939-17 41939-19 53365-03	B G C	PANEL ASSEMBLY - Switch and circuit protector trim, black PANEL ASSEMBLY - Switch and circuit protector trim, black PANEL ASSEMBLY - Switch and circuit protector trim, red PANEL ASSEMBLY - Switch and circuit protector trim, blue PANEL ASSEMBLY - Switch and circuit protector trim, beige PANEL ASSEMBLY - Switch and circuit protector trim, walnut PANEL ASSEMBLY - Switch and circuit protector trim, walnut PANEL ASSEMBLY - Switch and circuit protector trim, walnut	1 1 1 1 1 1 1 1	31-354 to 31-751 inclusive 31-354 to 31-751 inclusive 31-354 to 31-751 inclusive 31-752 to 31-841 inclusive 31-842 to 31-900 inclusive 31-7300901 and up
NOTE See Figure 51 if air conditioning is installed					

When ordering, always specify Part Number, Description and Serial Number of Aircraft

PIPER PARTS CATALOG

Figure and Index Number	Part Number	Code	NOMENCLATURE	No. Req.	SERIAL NUMBERS AFFECTED	
49-13	42406-02		PANEL ASSEMBLY - Left side, forward trim, gold	1	31-5 to 31-353 inclusive	
	42406-04		PANEL ASSEMBLY - Left side, forward trim, red	1	31-5 to 31-353 inclusive	
	42406-06		PANEL ASSEMBLY - Left side, forward trim, green	1	31-5 to 31-353 inclusive	
	42406-08		PANEL ASSEMBLY - Left side, forward trim, blue	1	31-5 to 31-353 inclusive	
	44048-02		PANEL ASSEMBLY - Left side, forward trim, red	1	31-354 to 31-900 inclusive	
	44048-03		PANEL ASSEMBLY - Left side, forward trim, copper	1	31-354 to 31-900 inclusive	
	44048-04		PANEL ASSEMBLY - Left side, forward trim, blue/green	1	31-354 to 31-900 inclusive	
	44048-05		PANEL ASSEMBLY - Left side, forward trim, gold	1	31-354 to 31-900 inclusive	
	53142-00	D.E	PANEL ASSEMBLY - Left side, forward trim	1	31-7300901 and up	
	53620-00	D.F	PANEL ASSEMBLY - Left side, forward trim	1	31-7300901 and up	
	53157-03	D.E	PANEL ASSEMBLY - Right side, forward trim	1	31-7300901 to 31-7300923 incl	
	42433-02		PANEL ASSEMBLY - Right side, forward trim, gold	1	31-5 to 31-353 inclusive	
	42433-04		PANEL ASSEMBLY - Right side, forward trim, red	1	31-5 to 31-353 inclusive	
	42433-06		PANEL ASSEMBLY - Right side, forward trim, green	1	31-5 to 31-353 inclusive	
	42433-08		PANEL ASSEMBLY - Right side, forward trim, blue	1	31-5 to 31-353 inclusive	
	44074-02		PANEL ASSEMBLY - Right side, forward trim, red	1	31-354 to 31-900 inclusive	
	44074-03		PANEL ASSEMBLY - Right side, forward trim, copper	1	31-354 to 31-900 inclusive	
	44074-04		PANEL ASSEMBLY - Right side, forward trim, blue/green	1	31-354 to 31-900 inclusive	
	44074-05		PANEL ASSEMBLY - Right side, forward trim, gold	1	31-354 to 31-900 inclusive	
	53624-03	D.F	PANEL ASSEMBLY - Right side, forward trim	1	31-7300901 to 31-7300923 incl	
	-14	42435-02		PANEL ASSEMBLY - Upper cabin trim, forward, left	1	31-5 to 31-353 inclusive
		43952-02		PANEL ASSEMBLY - Upper cabin trim, forward, left, red	1	31-354 to 31-900 inclusive
		43952-03		PANEL ASSEMBLY - Upper cabin trim, forward, left, blue/green	1	31-354 to 31-900 inclusive
		43952-04		PANEL ASSEMBLY - Upper cabin trim, forward, left, rust	1	31-354 to 31-751 inclusive
		43952-05		PANEL ASSEMBLY - Upper cabin trim, forward, left, gold	1	31-354 to 31-900 inclusive
		43952-10		PANEL ASSEMBLY - Upper cabin trim, forward, left, old gold	1	31-752 to 31-900 inclusive
		53318-00	D	PANEL ASSEMBLY - Upper cabin trim, forward, left	1	31-7300901 to 31-7300923 incl
		42444-00		PANEL ASSEMBLY - Upper cabin trim, forward, right	1	31-5 to 31-353 inclusive
		44004-02		PANEL ASSEMBLY - Upper cabin trim, forward, right, red	1	31-354 to 31-900 inclusive
		44004-03		PANEL ASSEMBLY - Upper cabin trim, forward, right, blue/green	1	31-354 to 31-900 inclusive
	44004-04		PANEL ASSEMBLY - Upper cabin trim, forward, right, rust	1	31-354 to 31-751 inclusive	
	44004-05		PANEL ASSEMBLY - Upper cabin trim, forward, right, gold	1	31-354 to 31-900 inclusive	
44004-10		PANEL ASSEMBLY - Upper cabin trim, forward, right, old gold	1	31-752 to 31-900 inclusive		
-15	53340-00	D	PANEL ASSEMBLY - Upper cabin trim, forward, right	1	31-7300901 to 31-7300923 incl	
	42436-00		PANEL ASSEMBLY - Upper cabin trim, center	2	31-5 to 31-353 inclusive	
	44001-02		PANEL ASSEMBLY - Upper cabin trim, center, red	2	31-354 to 31-900 inclusive	
	44001-03		PANEL ASSEMBLY - Upper cabin trim, center, blue/green	2	31-354 to 31-900 inclusive	
	44001-04		PANEL ASSEMBLY - Upper cabin trim, center, rust	2	31-354 to 31-751 inclusive	
	44001-05		PANEL ASSEMBLY - Upper cabin trim, center, gold	2	31-354 to 31-900 inclusive	
	44001-10		PANEL ASSEMBLY - Upper cabin trim, center, old gold	2	31-752 to 31-900 inclusive	
	53359-00	D	PANEL ASSEMBLY - Upper cabin trim, center	2	31-7300901 to 31-7300923 incl	

NOTE See Figure 51 if air conditioning is installed.

When ordering, always specify Part Number, Description and Serial Number of Aircraft

PIPER PARTS CATALOG

Figure and Index Number	Part Number	Code	NOMENCLATURE	No. Req.	SERIAL NUMBERS AFFECTED	
49-16	42435-03		PANEL ASSEMBLY - Upper cabin trim, rear, left	1	31-5 to 31-353 inclusive	
	44005-02		PANEL ASSEMBLY - Upper cabin trim, rear, left, red	1	31-354 to 31-900 inclusive	
	44005-03		PANEL ASSEMBLY - Upper cabin trim, rear, left, blue/green	1	31-354 to 31-900 inclusive	
	44005-04		PANEL ASSEMBLY - Upper cabin trim, rear, left, rust	1	31-354 to 31-751 inclusive	
	44005-05		PANEL ASSEMBLY - Upper cabin trim, rear, left, gold	1	31-354 to 31-900 inclusive	
	44005-06		PANEL ASSEMBLY - Upper cabin trim, rear, left, old gold	1	31-752 to 31-900 inclusive	
	53327-00	D	PANEL ASSEMBLY - Upper cabin trim, rear, left	1	31-7300901 and up	
	44521-02	H	PANEL ASSEMBLY - Upper cabin trim, rear, left, red	1	31-735 to 31-900 inclusive	
	44521-03	H	PANEL ASSEMBLY - Upper cabin trim, rear, left, blue/green	1	31-735 to 31-900 inclusive	
	44521-04	H	PANEL ASSEMBLY - Upper cabin trim, rear, left, gold	1	31-735 to 31-900 inclusive	
	44521-06	H	PANEL ASSEMBLY - Upper cabin trim, rear, left, rust	1	31-735 to 31-751 inclusive	
	44521-05	H	PANEL ASSEMBLY - Upper cabin trim, rear, left, old gold	1	31-752 to 31-900 inclusive	
	53426-00	D,H	PANEL ASSEMBLY - Upper cabin trim, rear, left	1	31-7300901 and up	
	42445-00		PANEL ASSEMBLY - Upper cabin trim, rear, right	1	31-5 to 31-353 inclusive	
	44003-02		PANEL ASSEMBLY - Upper cabin trim, rear, right, red	1	31-354 to 31-900 inclusive	
	44003-03		PANEL ASSEMBLY - Upper cabin trim, rear, right, blue/green	1	31-354 to 31-900 inclusive	
	44003-04		PANEL ASSEMBLY - Upper cabin trim, rear, right, rust	1	31-354 to 31-751 inclusive	
	44003-05		PANEL ASSEMBLY - Upper cabin trim, rear, right, gold	1	31-354 to 31-900 inclusive	
	44003-06		PANEL ASSEMBLY - Upper cabin trim, rear, right, old gold	1	31-752 to 31-900 inclusive	
	53357-00	D	PANEL ASSEMBLY - Upper cabin trim, rear, right	1	31-7300901 to 31-7300923 incl.	
	-17	42440-00		PANEL ASSEMBLY - Cabin trim, forward center, left	1	31-5 to 31-40 inclusive
		42450-00		PANEL ASSEMBLY - Cabin trim, forward center, right	1	31-5 to 31-40 inclusive
		43335-00		PANEL ASSEMBLY - Cabin trim, forward center, left, beige	1	31-41 to 31-751 inclusive
		43335-02		PANEL ASSEMBLY - Cabin trim, forward center, left, blue	1	31-354 to 31-751 inclusive
		43335-03		PANEL ASSEMBLY - Cabin trim, forward center, left, gold	1	31-354 to 31-751 inclusive
		43335-04		PANEL ASSEMBLY - Cabin trim, forward center, left, white	1	31-354 to 31-751 inclusive
		43335-05		PANEL ASSEMBLY - Cabin trim, forward center, left, red	1	31-752 to 31-900 inclusive
		43335-06		PANEL ASSEMBLY - Cabin trim, forward center, left, blue/green	1	31-752 to 31-900 inclusive
		43335-07		PANEL ASSEMBLY - Cabin trim, forward center, left, gold	1	31-752 to 31-900 inclusive
		43335-08		PANEL ASSEMBLY - Cabin trim, forward center, left, old gold	1	31-752 to 31-900 inclusive
		53312-00	D	PANEL ASSEMBLY - Cabin trim, forward center, left	1	31-7300901 to 31-7300923 incl.
		43334-00		PANEL ASSEMBLY - Cabin trim, forward center, right, beige	1	31-41 to 31-751 inclusive
		43334-02		PANEL ASSEMBLY - Cabin trim, forward center, right, blue	1	31-354 to 31-751 inclusive
		43334-03		PANEL ASSEMBLY - Cabin trim, forward center, right, gold	1	31-354 to 31-751 inclusive
43334-04			PANEL ASSEMBLY - Cabin trim, forward center, right, white	1	31-354 to 31-751 inclusive	
43334-05			PANEL ASSEMBLY - Cabin trim, forward center, right, red	1	31-752 to 31-900 inclusive	
43334-06			PANEL ASSEMBLY - Cabin trim, forward center, right, blue/green	1	31-752 to 31-900 inclusive	
43334-07			PANEL ASSEMBLY - Cabin trim, forward center, right, gold	1	31-752 to 31-900 inclusive	
43334-08			PANEL ASSEMBLY - Cabin trim, forward center, right, old gold	1	31-752 to 31-900 inclusive	
53345-00		D	PANEL ASSEMBLY - Cabin trim, forward center, right	1	31-7300901 to 31-7300923 incl.	

NOTE: See Figure 51 if air conditioning is installed.

When ordering, always specify Part Number, Description and Serial Number of Aircraft

PIPER PARTS CATALOG

Figure and Index Number	Part Number	Code	NOMENCLATURE	No. Req.	SERIAL NUMBERS AFFECTED
49-18	42439-00		PANEL ASSEMBLY - Cabin trim, center, left	1	31-5 to 31-40 inclusive
	42439-01		PANEL ASSEMBLY - Cabin trim, center, right	1	31-5 to 31-40 inclusive
	43339-00		PANEL ASSEMBLY - Cabin trim, center, beige	2	31-41 to 31-751 inclusive
	43339-02		PANEL ASSEMBLY - Cabin trim, center, blue	2	31-354 to 31-751 inclusive
	43339-03		PANEL ASSEMBLY - Cabin trim, center, gold	2	31-354 to 31-751 inclusive
	43339-04		PANEL ASSEMBLY - Cabin trim, center, white	2	31-354 to 31-751 inclusive
	43339-05		PANEL ASSEMBLY - Cabin trim, center, red	2	31-752 to 31-900 inclusive
	43339-06		PANEL ASSEMBLY - Cabin trim, center, blue/green	2	31-752 to 31-900 inclusive
	43339-07		PANEL ASSEMBLY - Cabin trim, center, gold	2	31-752 to 31-900 inclusive
	43339-08		PANEL ASSEMBLY - Cabin trim, center, old gold	2	31-752 to 31-900 inclusive
-19	53325-00	D	PANEL ASSEMBLY - Cabin trim, center	2	31-7300901 to 31-7300923 incl
	42448-00		PANEL ASSEMBLY - Cabin trim, rear, left	1	31-5 to 31-40 inclusive
	42438-00		PANEL ASSEMBLY - Cabin trim, rear, right	1	31-5 to 31-40 inclusive
	43336-00		PANEL ASSEMBLY - Cabin trim, rear, left, beige	1	31-41 to 31-751 inclusive
	43336-02		PANEL ASSEMBLY - Cabin trim, rear, left, blue	1	31-354 to 31-751 inclusive
	43336-03		PANEL ASSEMBLY - Cabin trim, rear, left, gold	1	31-354 to 31-751 inclusive
	43336-04		PANEL ASSEMBLY - Cabin trim, rear, left, white	1	31-354 to 31-751 inclusive
	43336-05		PANEL ASSEMBLY - Cabin trim, rear, left, red	1	31-752 to 31-900 inclusive
	43336-06		PANEL ASSEMBLY - Cabin trim, rear, left, blue/green	1	31-752 to 31-900 inclusive
	43336-07		PANEL ASSEMBLY - Cabin trim, rear, left, gold	1	31-752 to 31-900 inclusive
-20	43336-08		PANEL ASSEMBLY - Cabin trim, rear, left, old gold	1	31-752 to 31-900 inclusive
	53328-00	D	PANEL ASSEMBLY - Cabin trim, rear, left	1	31-7300901 and up
	44516-06	H	PANEL ASSEMBLY - Cabin trim, rear, left, beige	1	31-735 to 31-751 inclusive
	44516-07	H	PANEL ASSEMBLY - Cabin trim, rear, left, carulean	1	31-735 to 31-751 inclusive
	44516-08	H	PANEL ASSEMBLY - Cabin trim, rear, left, dark marigold	1	31-735 to 31-751 inclusive
	44516-09	H	PANEL ASSEMBLY - Cabin trim, rear, left, white	1	31-735 to 31-751 inclusive
	44516-02	H	PANEL ASSEMBLY - Cabin trim, rear, left, red	1	31-752 to 31-900 inclusive
	44516-04	H	PANEL ASSEMBLY - Cabin trim, rear, left, blue/green	1	31-752 to 31-900 inclusive
	44516-03	H	PANEL ASSEMBLY - Cabin trim, rear, left, gold	1	31-752 to 31-900 inclusive
	44516-05	H	PANEL ASSEMBLY - Cabin trim, rear, left, old gold	1	31-752 to 31-900 inclusive
-20	53425-00	D,H	PANEL ASSEMBLY - Cabin trim, rear, left	1	31-7300901 and up
	43333-00		PANEL ASSEMBLY - Cabin trim, rear, right, beige	1	31-41 to 31-751 inclusive
	43333-02		PANEL ASSEMBLY - Cabin trim, rear, right, blue	1	31-354 to 31-751 inclusive
	43333-03		PANEL ASSEMBLY - Cabin trim, rear, right, gold	1	31-354 to 31-751 inclusive
	43333-04		PANEL ASSEMBLY - Cabin trim, rear, right, white	1	31-354 to 31-751 inclusive
	43333-05		PANEL ASSEMBLY - Cabin trim, rear, right, red	1	31-752 to 31-900 inclusive
	43333-06		PANEL ASSEMBLY - Cabin trim, rear, right, blue/green	1	31-752 to 31-900 inclusive
	43333-07		PANEL ASSEMBLY - Cabin trim, rear, right, gold	1	31-752 to 31-900 inclusive
	43333-08		PANEL ASSEMBLY - Cabin trim, rear, right, old gold	1	31-752 to 31-900 inclusive
	53348-00	D	PANEL ASSEMBLY - Cabin trim, rear, right	1	31-7300901 and up
-20	42459-02		PANEL ASSEMBLY - Cabin trim, lower forward, left, gold	1	31-5 to 31-40 inclusive
	42459-18		PANEL ASSEMBLY - Cabin trim, lower forward, left, gold	1	31-41 to 31-353 inclusive
	42459-04		PANEL ASSEMBLY - Cabin trim, lower forward, left, red	1	31-5 to 31-40 inclusive
	42459-20		PANEL ASSEMBLY - Cabin trim, lower forward, left, red	1	31-41 to 31-353 inclusive
	42459-06		PANEL ASSEMBLY - Cabin trim, lower forward, left, green	1	31-5 to 31-40 inclusive
	42459-22		PANEL ASSEMBLY - Cabin trim, lower forward, left, green	1	31-41 to 31-353 inclusive
	42459-08		PANEL ASSEMBLY - Cabin trim, lower forward, left, blue	1	31-5 to 31-40 inclusive
	42459-24		PANEL ASSEMBLY - Cabin trim, lower forward, left, blue	1	31-41 to 31-353 inclusive
	44059-02		PANEL ASSEMBLY - Cabin trim, lower forward, left, red	1	31-354 to 31-900 inclusive
	44059-04		PANEL ASSEMBLY - Cabin trim, lower forward, left, copper	1	31-354 to 31-900 inclusive
44059-06		PANEL ASSEMBLY - Cabin trim, lower forward, left, blue/green	1	31-354 to 31-900 inclusive	
44059-08		PANEL ASSEMBLY - Cabin trim, lower forward, left, gold	1	31-354 to 31-900 inclusive	
53321-00	D	PANEL ASSEMBLY - Cabin trim, lower forward, left	1	31-7300901 and up	

NOTE: See Figure 51 if air conditioning is installed.

When ordering, always specify Part Number, Description and Serial Number of Aircraft

PIPER PARTS CATALOG

Figure and Index Number	Part Number	Code	NOMENCLATURE	No. Req.	SERIAL NUMBERS AFFECTED	
49-20	42459-03		PANEL ASSEMBLY - Cabin trim, lower forward, right, gold	1	31-5 to 31-40 inclusive	
	42459-19		PANEL ASSEMBLY - Cabin trim, lower forward, right, gold	1	31-41 to 31-353 inclusive	
	42459-05		PANEL ASSEMBLY - Cabin trim, lower forward, right, red	1	31-5 to 31-40 inclusive	
	42459-21		PANEL ASSEMBLY - Cabin trim, lower forward, right, red	1	31-41 to 31-353 inclusive	
	42459-07		PANEL ASSEMBLY - Cabin trim, lower forward, right, green	1	31-5 to 31-40 inclusive	
	42459-23		PANEL ASSEMBLY - Cabin trim, lower forward, right, green	1	31-41 to 31-353 inclusive	
	42459-09		PANEL ASSEMBLY - Cabin trim, lower forward, right, blue	1	31-5 to 31-40 inclusive	
	42459-25		PANEL ASSEMBLY - Cabin trim, lower forward, right, blue	1	31-41 to 31-353 inclusive	
	44059-03		PANEL ASSEMBLY - Cabin trim, lower forward, right, red	1	31-354 to 31-900 inclusive	
	44059-05		PANEL ASSEMBLY - Cabin trim, lower forward, right, copper	1	31-354 to 31-900 inclusive	
	44059-07		PANEL ASSEMBLY - Cabin trim, lower forward, right, blue/green	1	31-354 to 31-900 inclusive	
	44059-09		PANEL ASSEMBLY - Cabin trim, lower forward, right, gold	1	31-354 to 31-900 inclusive	
	53321-01	D	PANEL ASSEMBLY - Cabin trim, lower forward, right	1	31-7300901 and up	
	-21	42502-02		PANEL ASSEMBLY - Cabin trim, lower center, left, gold	1	31-5 to 31-40 inclusive
		43337-02		PANEL ASSEMBLY - Cabin trim, lower center, left, gold	1	31-41 to 31-353 inclusive
		42502-04		PANEL ASSEMBLY - Cabin trim, lower center, left, red	1	31-5 to 31-40 inclusive
		43337-03		PANEL ASSEMBLY - Cabin trim, lower center, left, red	1	31-41 to 31-353 inclusive
42502-06			PANEL ASSEMBLY - Cabin trim, lower center, left, green	1	31-5 to 31-40 inclusive	
43337-04			PANEL ASSEMBLY - Cabin trim, lower center, left, green	1	31-41 to 31-353 inclusive	
42502-08			PANEL ASSEMBLY - Cabin trim, lower center, left, blue	1	31-5 to 31-40 inclusive	
43337-05			PANEL ASSEMBLY - Cabin trim, lower center, left, blue	1	31-41 to 31-353 inclusive	
44083-00			PANEL ASSEMBLY - Cabin trim, lower center, left, red	1	31-354 to 31-900 inclusive	
44083-02			PANEL ASSEMBLY - Cabin trim, lower center, left, copper	1	31-354 to 31-900 inclusive	
44083-04			PANEL ASSEMBLY - Cabin trim, lower center, left, blue/green	1	31-354 to 31-900 inclusive	
44083-06			PANEL ASSEMBLY - Cabin trim, lower center, left, gold	1	31-354 to 31-900 inclusive	
53366-00		D,E	PANEL ASSEMBLY - Cabin trim, lower center, left	1	31-7300901 and up	
53366-06		D,F	PANEL ASSEMBLY - Cabin trim, lower center, left	1	31-7300901 and up	
42499-02			PANEL ASSEMBLY - Cabin trim, lower center, right, gold	1	31-5 to 31-40 inclusive	
42499-18			PANEL ASSEMBLY - Cabin trim, lower center, right, gold	1	31-41 to 31-353 inclusive	
42499-04			PANEL ASSEMBLY - Cabin trim, lower center, right, red	1	31-5 to 31-40 inclusive	
42499-19		PANEL ASSEMBLY - Cabin trim, lower center, right, red	1	31-41 to 31-353 inclusive		
42499-06		PANEL ASSEMBLY - Cabin trim, lower center, right, green	1	31-5 to 31-40 inclusive		
42499-20		PANEL ASSEMBLY - Cabin trim, lower center, right, green	1	31-41 to 31-353 inclusive		
42499-08		PANEL ASSEMBLY - Cabin trim, lower center, right, blue	1	31-5 to 31-40 inclusive		
42499-21		PANEL ASSEMBLY - Cabin trim, lower center, right, blue	1	31-41 to 31-353 inclusive		
44083-01		PANEL ASSEMBLY - Cabin trim, lower center, right, red	1	31-354 to 31-900 inclusive		
44083-03		PANEL ASSEMBLY - Cabin trim, lower center, right, copper	1	31-354 to 31-900 inclusive		
44083-05		PANEL ASSEMBLY - Cabin trim, lower center, right, blue/green	1	31-354 to 31-900 inclusive		
44083-07		PANEL ASSEMBLY - Cabin trim, lower center, right, gold	1	31-354 to 31-900 inclusive		
53366-01	D,E	PANEL ASSEMBLY - Cabin trim, lower center, right	1	31-7300901 and up		
53366-07	D,F	PANEL ASSEMBLY - Cabin trim, lower center, right	1	31-7300901 and up		
-21a	44002-00		STRIP - Carpet retainer, left	1	31-354 and up	
	44002-01		STRIP - Carpet retainer, right	1	31-354 and up	

NOTE: See Figure 51 if air conditioning is installed.

When ordering, always specify Part Number, Description and Serial Number of Aircraft

PIPER PARTS CATALOG

Figure and Index Number	Part Number	Code	NOMENCLATURE	No. Req.	SERIAL NUMBERS AFFECTED
49-22	42471-02		CARPET - Cabin trim, lower rear, left, gold	1	31-5 to 31-353 inclusive
	42471-03		CARPET - Cabin trim, lower rear, left, red	1	31-5 to 31-353 inclusive
	42471-04		CARPET - Cabin trim, lower rear, left, green	1	31-5 to 31-353 inclusive
	42471-05		CARPET - Cabin trim, lower rear, left, blue	1	31-5 to 31-353 inclusive
	44056-02		CARPET ASSEMBLY - Cabin trim, lower rear, left, red	1	31-354 to 31-900 inclusive
	44056-03		CARPET ASSEMBLY - Cabin trim, lower rear, left, copper	1	31-354 to 31-900 inclusive
	44056-04		CARPET ASSEMBLY - Cabin trim, lower rear, left, blue/green	1	31-354 to 31-900 inclusive
	44056-05		CARPET ASSEMBLY - Cabin trim, lower rear, left, gold	1	31-354 to 31-900 inclusive
	53150-00	D,E	CARPET ASSEMBLY - Cabin trim, lower rear, left	1	31-7300901 and up
	53150-03	D,F	CARPET ASSEMBLY - Cabin trim, lower rear, left	1	31-7300901 and up
-23	42464-02		PANEL ASSEMBLY - Cabin trim, lower rear, right, gold	1	31-5 to 31-40 inclusive
	42464-10		PANEL ASSEMBLY - Cabin trim, lower rear, right, gold	1	31-41 to 31-353 inclusive
	42464-04		PANEL ASSEMBLY - Cabin trim, lower rear, right, red	1	31-5 to 31-40 inclusive
	42464-12		PANEL ASSEMBLY - Cabin trim, lower rear, right, red	1	31-41 to 31-353 inclusive
	42464-06		PANEL ASSEMBLY - Cabin trim, lower rear, right, green	1	31-5 to 31-40 inclusive
	42464-14		PANEL ASSEMBLY - Cabin trim, lower rear, right, green	1	31-41 to 31-353 inclusive
	42464-08		PANEL ASSEMBLY - Cabin trim, lower rear, right, blue	1	31-5 to 31-40 inclusive
	42464-16		PANEL ASSEMBLY - Cabin trim, lower rear, right, blue	1	31-41 to 31-353 inclusive
	44075-02		PANEL ASSEMBLY - Cabin trim, lower rear, right, red	1	31-354 to 31-900 inclusive
	44075-03		PANEL ASSEMBLY - Cabin trim, lower rear, right, copper	1	31-354 to 31-900 inclusive
	44075-04		PANEL ASSEMBLY - Cabin trim, lower rear, right, blue/green	1	31-354 to 31-900 inclusive
	44075-05		PANEL ASSEMBLY - Cabin trim, lower rear, right, gold	1	31-354 to 31-900 inclusive
	53155-00	D	PANEL ASSEMBLY - Cabin trim, lower rear, right	1	31-7300901 and up
	-24	42494-02		PANEL ASSEMBLY - Window trim, front, left	1
42494-11			PANEL ASSEMBLY - Window trim, front, left	1	31-752 to 31-900 inclusive
53316-02		D	PANEL ASSEMBLY - Window trim, front, left	1	31-7300901 and up
42504-02			PANEL ASSEMBLY - Window trim, front, right	1	31-5 to 31-751 inclusive
-25	42504-08		PANEL ASSEMBLY - Window trim, front, right	1	31-752 to 31-900 inclusive
	53344-02	D	PANEL ASSEMBLY - Window trim, front, right	1	31-7300901 and up
	42494-03		PANEL ASSEMBLY - Window trim, front center, left	1	31-5 to 31-751 inclusive
	42494-12		PANEL ASSEMBLY - Window trim, front center, left	1	31-752 to 31-900 inclusive
	53316-03	D	PANEL ASSEMBLY - Window trim, front center, left	1	31-7300901 and up
	42504-03		PANEL ASSEMBLY - Window trim, front center, right	1	31-5 to 31-751 inclusive
-26	42504-10		PANEL ASSEMBLY - Window trim, front center, right	1	31-752 to 31-900 inclusive
	53344-03	D	PANEL ASSEMBLY - Window trim, front center, right	1	31-7300901 and up
	42505-00		PANEL ASSEMBLY - Door trim, front, left	1	31-5 to 31-751 inclusive
	42505-05		PANEL ASSEMBLY - Door trim, front, left	1	31-752 to 31-900 inclusive
	53336-00	D	PANEL ASSEMBLY - Door trim, front, left	1	31-7300901 and up
	42494-04		PANEL ASSEMBLY - Window trim, rear center, right	1	31-5 to 31-751 inclusive
-27	42494-13		PANEL ASSEMBLY - Window trim, rear center, right	1	31-752 to 31-900 inclusive
	53316-04	D	PANEL ASSEMBLY - Window trim, rear center, right	1	31-7300901 and up
	42506-00		PANEL ASSEMBLY - Door trim, rear, left	1	31-5 to 31-751 inclusive
	42506-05		PANEL ASSEMBLY - Door trim, rear, left	1	31-752 to 31-900 inclusive
	53341-00	D	PANEL ASSEMBLY - Door trim, rear, left	1	31-7300901 and up
	44609-03	H	PANEL ASSEMBLY - Door trim, rear, left, beige	1	31-735 to 31-751 inclusive
	44609-00	H	PANEL ASSEMBLY - Door trim, rear, left, white	1	31-752 to 31-900 inclusive
	53542-00	D,H	PANEL ASSEMBLY - Door trim, rear, left	1	31-7300901 and up
	42503-00		PANEL ASSEMBLY - Door trim, rear, right	1	31-5 to 31-751 inclusive
	42503-05		PANEL ASSEMBLY - Door trim, rear, right	1	31-752 to 31-900 inclusive
	53356-00	D	PANEL ASSEMBLY - Door trim, rear, right	1	31-7300901 and up

NOTE: See Figure 51 if air conditioning is installed.

When ordering, always specify Part Number, Description and Serial Number of Aircraft

PIPER PARTS CATALOG

Figure and Index Number	Part Number	Code	NOMENCLATURE	No. Req.	SERIAL NUMBERS AFFECTED
49-28	42497-00		PANEL ASSEMBLY - Window trim, top, left	1	31-5 to 31-751 inclusive
	42497-04		PANEL ASSEMBLY - Window trim, top, left	1	31-752 to 31-900 inclusive
	53188-00	D	PANEL ASSEMBLY - Window trim, top, left	1	31-7300901 and up
-29	42976-00		LOUVER - Heater outlet box	2	31-5 to 31-353 inclusive
-30	42973-00		LOUVER - Heater outlet box	1	31-5 to 31-353 inclusive
-31	484 425		RETAINER ASSEMBLY - Ash tray (2A3310)	7	
-32	453 186		ASH BOX AND SNUFFER ASSEMBLY - (2A17682)	7	
-33	480 264		PANEL - Ash tray front (2A16922)	7	
-34	42082-04		KNOB - Ash tray	7	
-35	419 956		SCREW - (6 x 3/8" L. Type "A" Truss Head)	14	
-36	515 739		SCREW - (AN526-632R8) Dull black	4	
-37	42354-00		VISOR ASSEMBLY - Sun, left	1	31-5 to 31-751 inclusive
	42354-02		VISOR ASSEMBLY - Sun, left, white	1	31-752 to 31-900 inclusive
	53174-00		VISOR ASSEMBLY - Sun, left, walnut	1	31-7300901 and up
	42354-01		VISOR ASSEMBLY - Sun, right	1	31-5 to 31-751 inclusive
	42354-03		VISOR ASSEMBLY - Sun, right, white	1	31-752 to 31-900 inclusive
	53174-01		VISOR ASSEMBLY - Sun, right, walnut	1	31-7300901 and up
-38	519 886		SCREW - (AN530-4R6) Dull black	2	
-39	42368-22		EXTRUSION - Side panel trim (6' length)	AR	
	44610-00	D	EXTRUSION - Side panel trim	2	
-40	42318-00		HOLDER ASSEMBLY - Flight manual	1	
-41	42481-00		COVER - Placard opening	1	
-42	18237-33		STRIP ASSEMBLY - Weather, cabin door, beige	1	31-5 to 31-751 inclusive
	18237-44		STRIP ASSEMBLY - Weather, cabin door, white	1	31-752 to 31-900 inclusive
	54169-02	D,E	STRIP ASSEMBLY - Weather, cabin door, white	1	31-7300901 and up
	54169-03	D,E,H	STRIP ASSEMBLY - Weather, cabin door, white	1	31-7300901 and up
	53149-12	D,F	STRIP ASSEMBLY - Weather, cabin door	1	31-7300901 and up
	53149-05	D,F,H	STRIP ASSEMBLY - Weather, cabin door	1	31-7300901 and up
-43	18237-35		STRIP ASSEMBLY - Weather, emergency exit	1	31-5 to 31-751 inclusive
	18237-45		STRIP ASSEMBLY - Weather, emergency exit, white	1	31-752 to 31-900 inclusive
	80041-04		STRIP ASSEMBLY - Weather, emergency exit, white	1	31-7300901 and up
-44	42552-00	K	PLACARD - Check list	1	
	43803-00	J	PLACARD - Check list	1	
	53224-00		PLACARD - Check list	1	31-7300901 and up
-45	571 099		KNOB - Heater box louver (3001-SD) ivory	2	31-5 to 31-353 inclusive
-46	43692-00		CLIP - Control lock stowage	1	31-174 and up
-47	453 664		BUTTON - Plug (SS-48192) black	12	31-5 to 31-40 inclusive
	453 694		BUTTON - Plug (D3005 "B") black	12	31-41 and up
-48	454 917		CLIP - (1-LC-1)	2	
-49	415 149		SCREW - (AN526-632R8)	5	
-50	581 304		PLUG - (207-440-401-00-0108)	9	
-51	41433-00		PLACARD - Overhead light switch	1	
-52	43078-00		STRIP - Access panel trim	1	
-53	61402-104		BUSHING - Sun visor	2	31-5 to 31-40 inclusive
-54	61402-106		BUSHING - Sun visor	2	
-55	44680-00	H	WINDLACING - Door trim	1	31-735 to 31-900 inclusive
	53429-00	D,H	WINDLACING - Door trim	1	31-7300901 and up
-56	42457-00		PLACARD - Seat latching	1	
-57	477 723		NUT - Hex (9020-NP)	1	
	494 111		WASHER - Rheostat switch	1	
-58	494 111		WASHER - Master switch	2	

NOTE: See Figure 51 if air conditioning is installed.

When ordering, always specify Part Number, Description and Serial Number of Aircraft

PIPER PARTS CATALOG

Figure and Index Number	Part Number	Code	NOMENCLATURE	No. Req.	SERIAL NUMBERS AFFECTED
49-59	415 244		SCREW - (6-32 x 1/2" L)	14	
	494 102		WASHER - (C-394)	14	
	406 848		RIVNUT - (A6K-75)	14	
-60	415 244		SCREW - (6-32 x 1/2" L)	10	
	494 102		WASHER - (C-394)	10	
-61	419 708		SCREW - (8 x 5/8" L. Type "A")	83	
	494 004		WASHER - (8 Finishing)	83	
-62	419 952		SCREW - (6 x 5/8" L. Type "A")	1	
-63	415 261		SCREW - (8-32 x 3/4" L. Oval Head)	4	
	494 116		WASHER - (C-169)	4	
-64	419 683		SCREW - (4 x 1/2" L. Type "A")	3	
	494 001		WASHER - (4 Finishing)	3	
-65	415 241		SCREW - (6-32 x 5/8" L)	6	31-5 to 31-353 inclusive
-66	415 283		SCREW - (10-32 x 1 L)	4	
-67	419 708		SCREW - (8 x 5/8" L. Type "A")	6	
	494 116		WASHER - (C-169)	6	
-68	519 946		SCREW - (6 x 3/8" L) Dull black	2	
-69	453 641		BUMPER - Stern (11)	4	
	494 120		WASHER - Nylomatic (5/32 x 1/4 x .032)	4	
-70	415 495		SCREW - (MS35206-230) Nickel	14	
-71	42368-22		EXTRUSION - Side panel trim (6' length)	AR	31-5 to 31-40 inclusive
	43356-06		EXTRUSION - Side panel trim (6' length)	AR	31-41 to 31-353 inclusive
	43356-12		EXTRUSION - Side panel trim (6' length)	AR	31-354 and up
-72	43354-02		PANEL ASSEMBLY - Cabin trim, lower rear, left, gold	1	31-41 to 31-353 inclusive
	43354-04		PANEL ASSEMBLY - Cabin trim, lower rear, left, red	1	31-41 to 31-353 inclusive
	43354-06		PANEL ASSEMBLY - Cabin trim, lower rear, left, green	1	31-41 to 31-353 inclusive
	43354-08		PANEL ASSEMBLY - Cabin trim, lower rear, left, blue	1	31-41 to 31-353 inclusive
	44049-02		PANEL ASSEMBLY - Cabin trim, lower rear, left, red	1	31-354 to 31-900 inclusive
	44049-03		PANEL ASSEMBLY - Cabin trim, lower rear, left, copper	1	31-354 to 31-900 inclusive
	44049-04		PANEL ASSEMBLY - Cabin trim, lower rear, left, blue/green	1	31-354 to 31-900 inclusive
	44049-05		PANEL ASSEMBLY - Cabin trim, lower rear, left, gold	1	31-354 to 31-900 inclusive
	53343-00	D	PANEL ASSEMBLY - Cabin trim, lower rear, left	1	31-7300901 and up
	43355-02		PANEL ASSEMBLY - Cabin trim, lower rear, right, gold	1	31-41 to 31-353 inclusive
	43355-04		PANEL ASSEMBLY - Cabin trim, lower rear, right, red	1	31-41 to 31-353 inclusive
	43355-06		PANEL ASSEMBLY - Cabin trim, lower rear, right, green	1	31-41 to 31-353 inclusive
	43355-08		PANEL ASSEMBLY - Cabin trim, lower rear, right, blue	1	31-41 to 31-353 inclusive
	43355-10		PANEL ASSEMBLY - Cabin trim, lower rear, right, red	1	31-354 to 31-900 inclusive
	43355-11		PANEL ASSEMBLY - Cabin trim, lower rear, right, copper	1	31-354 to 31-900 inclusive
	43355-12		PANEL ASSEMBLY - Cabin trim, lower rear, right, blue/green	1	31-354 to 31-900 inclusive
	43355-13		PANEL ASSEMBLY - Cabin trim, lower rear, right, gold	1	31-354 to 31-900 inclusive
	53346-00	D	PANEL ASSEMBLY - Cabin trim, lower rear, right	1	31-7300901 and up
-73	44545-00		PLACARD - Aft facing seats (581 683)	2	

NOTE: See Figure 51 if air conditioning is installed.

When ordering, always specify Part Number, Description and Serial Number of Aircraft

2 A15

INTENTIONALLY LEFT BLANK

PIPER PARTS CATALOG

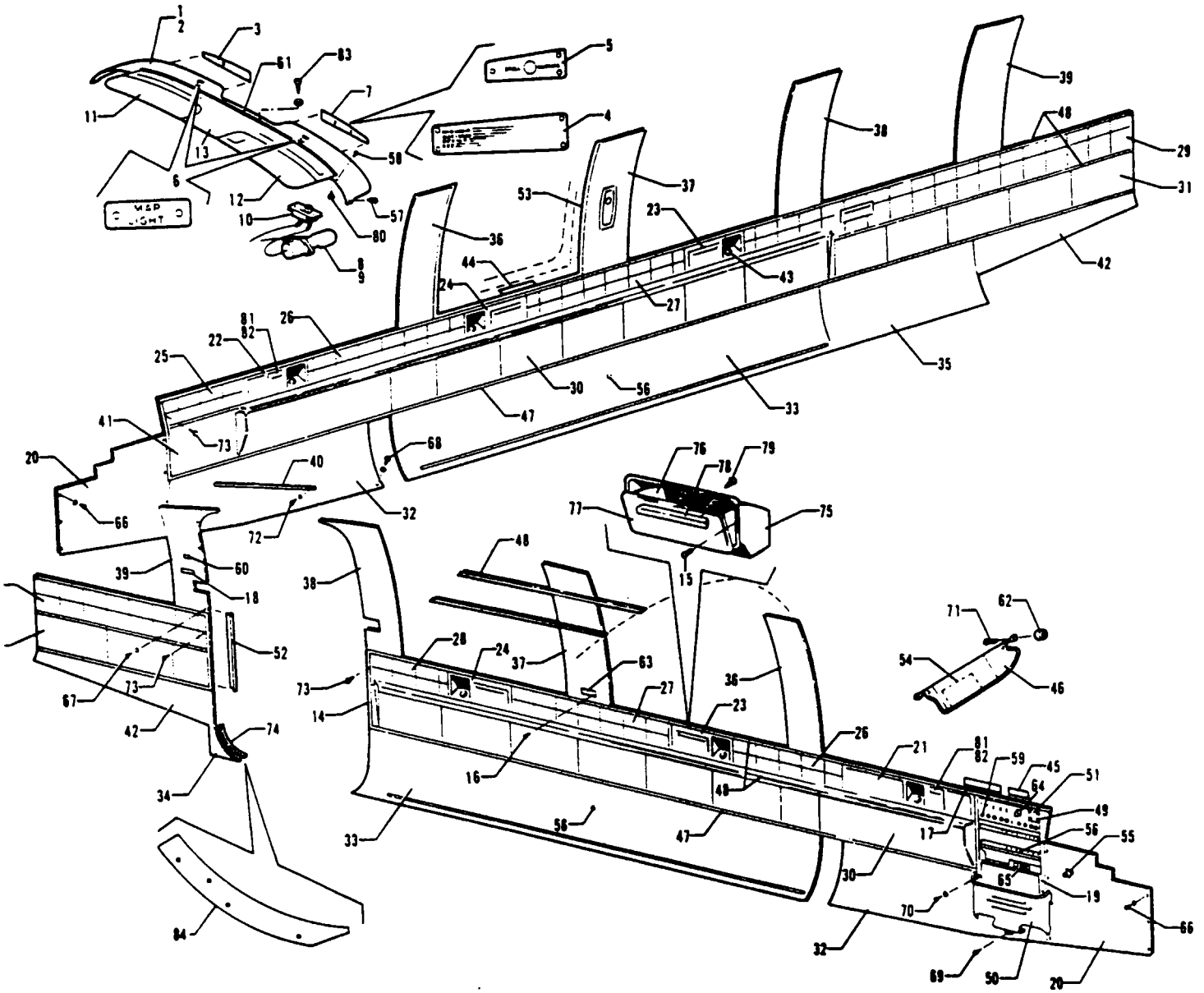


Figure 50 Cabin Interior Finishing Installation
(Serial Nos 31-7300924 to 31-7612110 inclusive)

PIPER PARTS CATALOG

CODE EXPLANATIONS FOR FIGURE 50

- A - Serial number of aircraft must be supplied when ordering this part.
- B - Used with contemporary and classic interiors only.
- C - Used with continental interiors only.
- D - Used if circuit protectors are installed.
- E - Used if circuit protectors are not installed.
- F - Used on aircraft that comply with C.A.A. (United Kingdom) requirements.
- G - Used only if cargo door is installed.

REVISED: JANUARY 1977

2 A17

PA-31-310
PA-31-325

PIPER PARTS CATALOG

Figure and Index Number	Part Number	Code	NOMENCLATURE	No. Req	SERIAL NUMBERS AFFECTED
50-	53400		DRAWING - Cabin Interior Finishing Installation		31-7300924 to 31-7612110 incl
-1	41880-02		PANEL ASSEMBLY - Instrument panel trim	1	31-7300924 to 31-7300954 incl
	53738-07		PANEL ASSEMBLY - Instrument panel trim	1	31-7300955 to 31-7401230 incl
	53956-07		PANEL ASSEMBLY - Instrument panel trim	1	31-7401231 to 31-7512023 incl
	53956-06		PANEL ASSEMBLY - Instrument panel trim	1	31-7512024 and up
-2	41660-00		* PANEL - Instrument panel trim	1	31-7300924 to 31-7300954 incl
-3	41434-00		* PLACARD - Operation category	1	31-7300924 to 31-7300954 incl
-4	53732-02		* PLACARD - Speed control, left	1	31-7300955 to 31-7401254 incl
	51147-00		* PLATE - Cover left	1	31-7401255 and up
	71066-02		* PLACARD - Operation category, right	1	31-7300955 and up
-5	53731-00		* PLACARD - Stall warning, left	1	31-7300955 to 31-7512023 incl
	53734-00		* PLACARD - Operation category, right	1	31-7300955 and up
	80353-02		* PLACARD - Alternator inoperative, left	1	31-7512024 and up
-6	41899-00		* PLACARD - Map light	1	31-7300924 to 31-7300954 incl
	53703-00		* PLACARD - Map light	2	31-7300955 and up
-7	40595-02		* PLACARD - Stall warning	1	31-7300924 to 31-7300954 incl
-8	472 754		* LIGHT ASSEMBLY - (15-01001)	2	31-7300924 to 31-7300954 incl
	472 868		* LIGHT ASSEMBLY - (A179-24)	2	31-7300955 and up
-9	753 476		* * BULB - (313)	1	
-10	487 876		* SWITCH - (S-2012SD06-0)	1	
-11	53369-13		PANEL ASSEMBLY - Instrument access	1	
-12	53369-11		* PLATE ASSEMBLY - (Used with Fiberglass panel) left	1	
	53369-12		* PLATE ASSEMBLY - (Used with Fiberglass panel) right	1	
-13	42737-00		* PANEL - Instrument access	1	
-14	147 120		STRIP - Trim (6' length) (844)	AR	
-15	415 495		SCREW - (MS35206-230) Nickel	10	
-16	519 886		SCREW - (AN530-4R6) Dull black	4	
-17	54098-00	F	PLACARD - Armrest stowage	2	
-18	53777-02		PLACARD - Interior identification (continental)	1	
	53777-03		PLACARD - Interior identification (classic)	1	
	53777-04		PLACARD - Interior identification (contemporary)	1	
-19	53365-05		PANEL ASSEMBLY - Switch and circuit protector trim, walnut	1	
	53365-04		PANEL ASSEMBLY - Switch and circuit protector trim, beige	1	
-20	53142-00	A B	PANEL ASSEMBLY - Left side, forward trim	1	
	53620-00	A C	PANEL ASSEMBLY - Left side, forward trim	1	
	53157-00	A B	PANEL ASSEMBLY - Right side, forward trim	1	
	53624-02	A C	PANEL ASSEMBLY - Right side, forward trim	1	
-21	53744-02	A,B,E	PANEL ASSEMBLY - Accessory equipment trim, left	1	31-7300924 to 31-7612040 incl
	54928-06	A,B,E	PANEL ASSEMBLY - Accessory equipment trim, left	1	31-7612041 and up
	53765-02	A C E	PANEL ASSEMBLY - Accessory equipment trim, left	1	
	53744-04	A B D	PANEL ASSEMBLY - Accessory equipment trim, left	1	31-7300924 to 31-7612040 incl
	54928-07	A B D	PANEL ASSEMBLY - Accessory equipment trim, left	1	31-7612041 and up
	53765-03	A C D	PANEL ASSEMBLY - Accessory equipment trim, left	1	31-7300924 to 31-7612040 incl
	54928-08	A C D	PANEL ASSEMBLY - Accessory equipment trim, left	1	31-7612041 and up
-22	53745-02	A B	COVER - Oxygen and ash tray outlet trim, right	1	31-7300924 to 31-7612040 incl
	54928-09	A B	COVER - Oxygen and ash tray outlet trim, right	1	31-7612041 and up
	53766-00	A C	COVER - Oxygen and ash tray outlet trim, right	1	31-7300924 to 31-7612040 incl
NOTE See Figure 51 if air conditioning is installed					

When ordering, always specify Part Number, Description and Serial Number of Aircraft

PIPER PARTS CATALOG

Figure and Index Number	Part Number	Code	NOMENCLATURE	No. Req.	SERIAL NUMBERS AFFECTED
50-23	53742-02	A,B	COVER - Oxygen and ash tray outlet trim	2	
	53748-00	A,C	COVER - Oxygen and ash tray outlet trim	2	
-24	53742-03	A,B	COVER - Oxygen and ash tray outlet trim	2	
	53748-01	A,C	COVER - Oxygen and ash tray outlet trim	2	
-25	53462-00	A	PANEL - Cabin trim, upper, right, without pocket	1	31-7300924 to 31-7612044 incl.
	53787-00	A	PANEL - Cabin trim, upper, right, with pocket	1	31-7300924 to 31-7612044 incl.
	52589-00	A	PANEL - Cabin trim, upper, right	1	31-7612045 and up
-26	53468-03	A	PANEL - Cabin trim, upper, left	1	
	53468-04	A	PANEL - Cabin trim, upper, right	1	
-27	53468-05	A	PANEL - Cabin trim, upper	2	
-28	53468-02	A	PANEL - Cabin trim, upper, left	1	
-29	53327-00	A	PANEL ASSEMBLY - Upper cabin trim, rear, left	1	
	53426-00	A,G	PANEL ASSEMBLY - Upper cabin trim, rear, left	1	
	53458-00	A	PANEL ASSEMBLY - Upper cabin trim, rear, right	1	
-30	53648-00	A	PANEL ASSEMBLY - Armrest trim, center, left	1	31-7300924 to 31-7612002 incl.
	53648-01	A	PANEL ASSEMBLY - Armrest trim, center, right	1	31-7300924 to 31-7612002 incl.
	54692-02	A	PANEL ASSEMBLY - Armrest trim, center, left	1	31-7612003 and up
	54692-03	A	PANEL ASSEMBLY - Armrest trim, center, right	1	31-7612003 and up
-31	53328-00	A	PANEL ASSEMBLY - Cabin trim, rear, left	1	
	53425-00	A,G	PANEL ASSEMBLY - Cabin trim, rear, left	1	
	53348-00	A	PANEL ASSEMBLY - Cabin trim, rear, right	1	
-32	53321-00	A	PANEL ASSEMBLY - Cabin trim, lower, forward, left	1	
	53321-01	A	PANEL ASSEMBLY - Cabin trim, lower, forward, right	1	
-33	53366-00	A,B	PANEL ASSEMBLY - Cabin trim, lower, center, left	1	
	53366-06	A,C	PANEL ASSEMBLY - Cabin trim, lower, center, left	1	
	53366-01	A,B	PANEL ASSEMBLY - Cabin trim, lower, center, right	1	
	53366-07	A,C	PANEL ASSEMBLY - Cabin trim, lower, center, right	1	
-34	53150-00	A,B	CARPET ASSEMBLY - Cabin trim, lower rear, left	1	
	53150-03	A,C	CARPET ASSEMBLY - Cabin trim, lower rear, left	1	
-35	53155-00	A	PANEL ASSEMBLY - Cabin trim, lower rear, right	1	
-36	53316-02	A	PANEL ASSEMBLY - Window trim, front, left	1	
	53344-02	A	PANEL ASSEMBLY - Window trim, front, right	1	
-37	53316-03	A	PANEL ASSEMBLY - Window trim, front center, left	1	
	53344-03	A	PANEL ASSEMBLY - Window trim, front center, right	1	
-38	53336-00	A	PANEL ASSEMBLY - Window trim, center, left	1	
	53316-04	A	PANEL ASSEMBLY - Window trim, center, right	1	
-39	53341-00	A	PANEL ASSEMBLY - Door trim, rear, left	1	
	53542-00	A,G	PANEL ASSEMBLY - Door trim, rear, left	1	
	53356-00	A	PANEL ASSEMBLY - Door trim, rear, right	1	
-40	53188-00	A	PANEL ASSEMBLY - Window trim, top, left	1	
-41	53463-02	A	PANEL ASSEMBLY - Cabin trim, forward, right	1	
-42	53343-00	A	PANEL ASSEMBLY - Cabin trim, lower rear, left	1	
	53346-00	A	PANEL ASSEMBLY - Cabin trim, lower rear, right	1	
-43	453 881		BUTTON - Plug (D311)	6	
-44	44645-00		PLACARD - Aft facing seats	2	31-7612003 to 31-7612050 incl.
	80428-02		PLACARD - Aft facing seats	2	31-7612051 and up
-45	48625-00		PLACARD - Strobe light	1	
-46	53174-00		VISOR ASSEMBLY - Sun, left, walnut	1	
	53174-01		VISOR ASSEMBLY - Sun, right, walnut	1	

NOTE: See Figure 51 if air conditioning is installed.

When ordering, always specify Part Number, Description and Serial Number of Aircraft

PIPER PARTS CATALOG

Figure and Index Number	Part Number	Code	NOMENCLATURE	No Req	SERIAL NUMBERS AFFECTED
50-47	43356-12		EXTRUSION - Side panel trim (6' length)	AR	
.48	42368-22		EXTRUSION - Side panel trim (6' length)	AR	
	44610-00	G	EXTRUSION - Side panel trim	2	
.49	453 641		BUMPER - Stem (11)	4	
	494 120		WASHER - Nylomatic (5 32 x 1 4 x .032)	4	
.50	42318-00		HOLDER ASSEMBLY - Flight Manual	1	
.51	42451-00		COVER - Placard opening	1	
.52	54169-02		STRIP ASSEMBLY - Weather, cabin door, white	1	
	54169 03	G	STRIP ASSEMBLY - Weather, cabin door, white	1	
.53	80041-04		STRIP ASSEMBLY - Weather, emergency exit, white	1	
.54	53224-00		PLACARD - Checklist	1	
.55	43692-00		CLIP - Control lock stowage	1	31-7300924 to 31 7300954 incl
.56	453 694		BUTTON - Plug (D3005 "B") black	12	
.57	454 917		CLIP - (1-LC-1)	2	
.58	515 754		SCREW - (AN526-832R8) Dull black	2	
.59	581 304		PLUG - (207-440-401-0108)	9	
.60	41433 00		PLACARD - Overhead light switch	1	
.61	43078-00		STRIP - Access panel trim	1	
.62	61402-105		BUSHING - Sun visor	2	
.62a	54374 02		WASHER	2	
.63	42457-00		PLACARD - Seat latching	1	
.64	477 723		NUT - Hex (9020-NP)	1	
	494 111		WASHER - Rheostat switch	2	
.65	494 111		WASHER - Master switch	2	
.66	415 244		SCREW - (6-32 x 1.2" L)	14	
	494 102		WASHER - (C-394)	14	
	406 848		RIVNUT - (A6K-75)	14	
.67	415 244		SCREW - (6-32 x 1 2" L)	10	
	494 102		WASHER - (C-394)	10	
.68	419 708		SCREW - (8 x 5 8" L Type "A")	79	
	494 004		WASHER - (B Finishing)	79	
69	419 952		SCREW - (6 x 5 8" L, Type "A")	1	
70	415 261		SCREW - (8-32 x 3 4" L, Oval head)	4	
	494 004		WASHER - (PS10016-8)	4	
.71	415 283		SCREW - (10-32 x 1" L)	4	
.72	419 708		SCREW - (6 x 5 8" L, Type "A")	6	
	494 102		WASHER - (C-394)	6	
.73	419 948		SCREW - (6 x 1 2" L, Type "B")	11	
.74	53429-00	A G	WINDLACING - Door trim	1	
.75	484 425		RETAINER ASSEMBLY - Ash tray (2A3310)	5	
.76	453 186		ASH BOX AND SNUFFER ASSEMBLY - (2A17682)	5	
.77	480 264		PANEL - Ash tray, front (2A16922)	5	
.78	42082-04		KNOB - Ash tray	5	
.79	419 956		SCREW - (6 x 3.8" L, Type "A" truss head)	10	
.80	515 739		SCREW - (AN526-632RB) Dull black	4	
.81	489 367		TRAY ASSEMBLY - Ash (S-13-AR-RT-PC)	2	
.82	42082-05		KNOB - Ash tray	2	
.83	419 683		SCREW - (4 x 1.2 Type "A", Oval head, nickel finish)	4	
	494 021		WASHER - (No 4, finishing, brass, nickel finish)	4	
.84	57258-02		PLATE - Carpet	1	

NOTE See Figure 51 if air conditioning is installed

When ordering always specify Part Number, Description and Serial Number of Aircraft

PIPER PARTS CATALOG

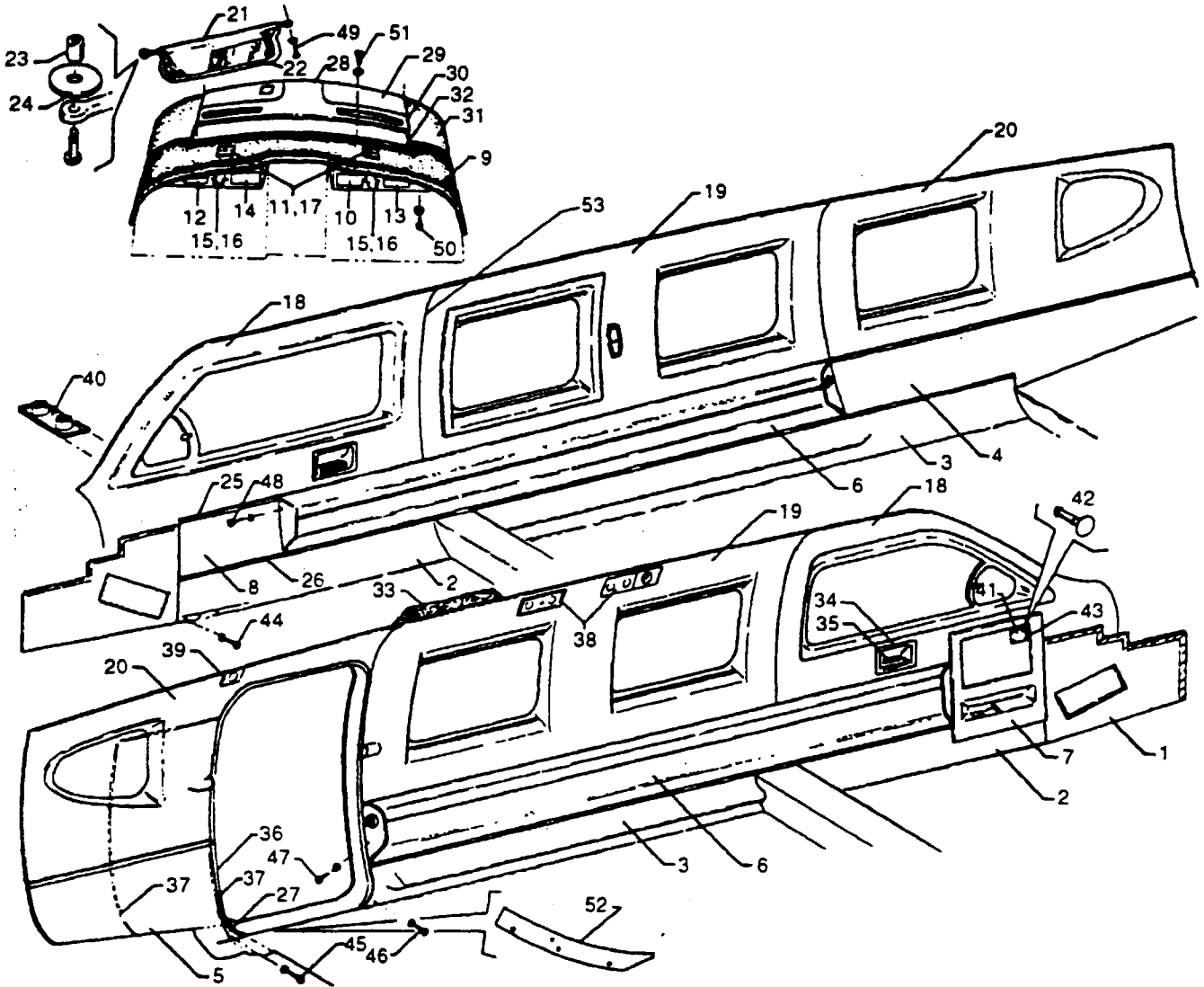


Figure 50A Cabin Interior Finishing Installation
(Serial Numbers 31-7712001 to 31-7812033 inclusive)

Revised: February 18, 1994

PIPER PARTS CATALOG

CODE EXPLANATIONS FOR FIGURE 50A

- A - Used if pilot door is installed.
- B - Not used if air conditioning is installed.
- C - Used only when cargo door is installed.
- D - Not used if oxygen system is installed.
- E - Serial number of aircraft must be supplied when ordering this part.

PIPER PARTS CATALOG

Figure and Index Number	Part Number	Code	Nomenclature	No. Req.	Serial Numbers Affected
50A-	55400		DRAWING - Cabin Interior Finishing Installation		31-7712001 to 31-7812033 incl.
-1	53142-03	E	PANEL ASSEMBLY - Trim, forward, left	1	
	53157-04	E	PANEL ASSEMBLY - Trim, forward, right	1	
-2	53321-04	E	PANEL ASSEMBLY - Trim, lower forward, left	1	
	53321-05	E	PANEL ASSEMBLY - Trim, lower forward, right	1	
-3	53366-10	E	PANEL ASSEMBLY - Trim, lower center, left	1	
	53366-11	E	PANEL ASSEMBLY - Trim, lower center, right	1	
-4	53155-03	E	PANEL ASSEMBLY - Trim, lower rear, right	1	
-5	53153-08	E	PANEL ASSEMBLY - Trim, lower rear, left	1	
	55938-02	C,E	PANEL ASSEMBLY - Trim, lower rear, left	1	
	53163-05	E	PANEL ASSEMBLY - Trim, lower rear, right	1	
-6	55272-02	B,E	PANEL ASSEMBLY - Trim, armrest, left	1	
	55272-03	B,E	PANEL ASSEMBLY - Trim, armrest, right	1	
-7	44623-03		PANEL - Trim, switch and circuit protector	1	
-8	53463-05		PANEL ASSEMBLY - Trim, lower forward, right	1	
-9	53956-08		PANEL ASSEMBLY - Instrument panel, trim	1	31-7712001 to 31-7712103 incl.
	53956-12		PANEL ASSEMBLY - Instrument panel, trim	1	31-7812001 and up
-10	71066-02		* PLACARD - Operation category	1	
-11	53703-00		* PLACARD - Map light	2	
-12	80353-02		* PLACARD - Alternator inoperative	1	31-7712001 to 31-7712103 incl.
-13	53734-00		* PLACARD - Operation category	1	31-7712001 to 31-7712103 incl.
	80615-02		* PLACARD - Operation category	1	31-7812001 and up
-14	51147-00		* PLATE - Cover	1	
-15	472 868		* LIGHT ASSEMBLY - (A1719-24)	2	
-16	753 476		* * BULB - (313)	1	
-17	487 876		* SWITCH - (S-2012SD06-0)	2	
-18	55267-04		MOULDING - Window, front, left	1	
	55265-04	A	MOULDING - Window, front, left	1	
	55267-05		MOULDING - Window, front, right	1	31-7712001 to 31-7712103 incl.
	55267-15		MOULDING - Window, front, right	1	31-7812001 and up
-19	55258-03		MOULDING - Window, center, left	1	
	55258-12	A	MOULDING - Window, center, left	1	31-7712024 and up
	55259-07		MOULDING - Window, center, right	1	
-20	55287-06		MOULDING - Window, aft, left	1	
	55315-05	C	MOULDING - Cargo door, aft, left	1	
	55254-03		MOULDING - Window, aft, right	1	
-21	53174-00		VISOR ASSEMBLY - Sun, left	1	
	53174-01		VISOR ASSEMBLY - Sun, right	1	
-22	53224-00		PLACARD - Check list	1	
-23	61402-105		BUSHING - Sun visor	2	
-24	54374-03		WASHER - Sun visor	2	
-25	41322-00		EXTRUSION - Side panel trim (6' length)	AR	
-26	43943-00		EXTRUSION - Side panel trim (6' length)	AR	
-27	55317-02	E	CARPET ASSEMBLY - Trm, left	1	
-28	53369-13		PANEL ASSEMBLY - Instrument access	1	
-29	53369-11		* PLATE ASSEMBLY - (Used with fiberglass panel), left	1	
	53369-12		* PLATE ASSEMBLY - (Used with fiberglass panel), right	1	
-30	42737-00		* PANEL - Instrument access	1	
-31	53360-02		COVER - Windshield anti-glare	1	
-32	43078-00		STRIP - Access panel trim	1	
-33	181 231		INSULATION - (36" width)	AR	
-34	55276-02		TRIM COVER - Ash tray	2	31-7712001 to 31-7712051 incl.
	55876-03		TRIM COVER - Ash tray	2	31-7712052 and up
-35	489 424		TRAY - Ash (3130-4)	2	31-7712001 to 31-7712051 incl.
	484 097		TRAY - Ash (6A33030)	2	31-7712052 and up
-36	54169-13		STRIP ASSEMBLY - Weather, cabin door	1	
	54169-12	C	STRIP ASSEMBLY - Weather, cabin door	1	

When ordering, always specify Part Number, Description, and Serial Number of Aircraft

Revised: February 18, 1994

PIPER PARTS CATALOG

Figure and Index Number	Part Number	Code	Nomenclature	No. Req.	Serial Numbers Affected
50A-37	43118-04		STRIP- Trim	1	
	55335-04	C	STRIP- Trim	1	
-38	55289-02	D	PANEL - Light and air vent trim	5	
	55283-02		PANEL - Oxygen, light and air vent trim	5	
-39	55286-02		COVER - Oxygen outlet	1	
-40	55292-02		COVER - Oxygen outlet	1	
-41	53641-00		COVER - Placard opening	1	
-42	26870-00		BUTTON - Plug	4	
-43	494 120		WASHER - Nylonatic (5/32 x 1/4 x .032)	4	
-44	419 708		SCREW - (8 x 5/8 L, Type 'A')	79	
	494 004		WASHER - (PS-10016-8)	79	
-45	419 708		SCREW - (6 x 5/8 L, Type 'A')	1	
	494 003		WASHER - (PS10016-8)	1	
-46	415 244		SCREW - (6-32 x 1/2)	4	
	494 102		WASHER - (C-394)	4	
-47	415 246		SCREW - (6-32 x 3/4)	2	
	494 107		WASHER - (C-394)	2	
-48	415 419		SCREW - (8-32 x 1/2)	1	
	494 116		WASHER - (C-169)	1	
-49	415 283		SCREW - (10-32 x 1.00 L)	4	
-50	415 141		SCREW - (AN526-632R8)	4	
-51	419 683		SCREW - (4 x 1/2 L, Type 'A')	4	
	494 001		WASHER - (PS10016-4)	4	
-52	57258-02		PLATE - Carpet	1	
-53	149 529		EXTRUSION - Cap trim	AR	
	149 530		EXTRUSION - Cap trim base receptacle	AR	

When ordering, always specify Part Number, Description, and Serial Number of Aircraft

PIPER PARTS CATALOG

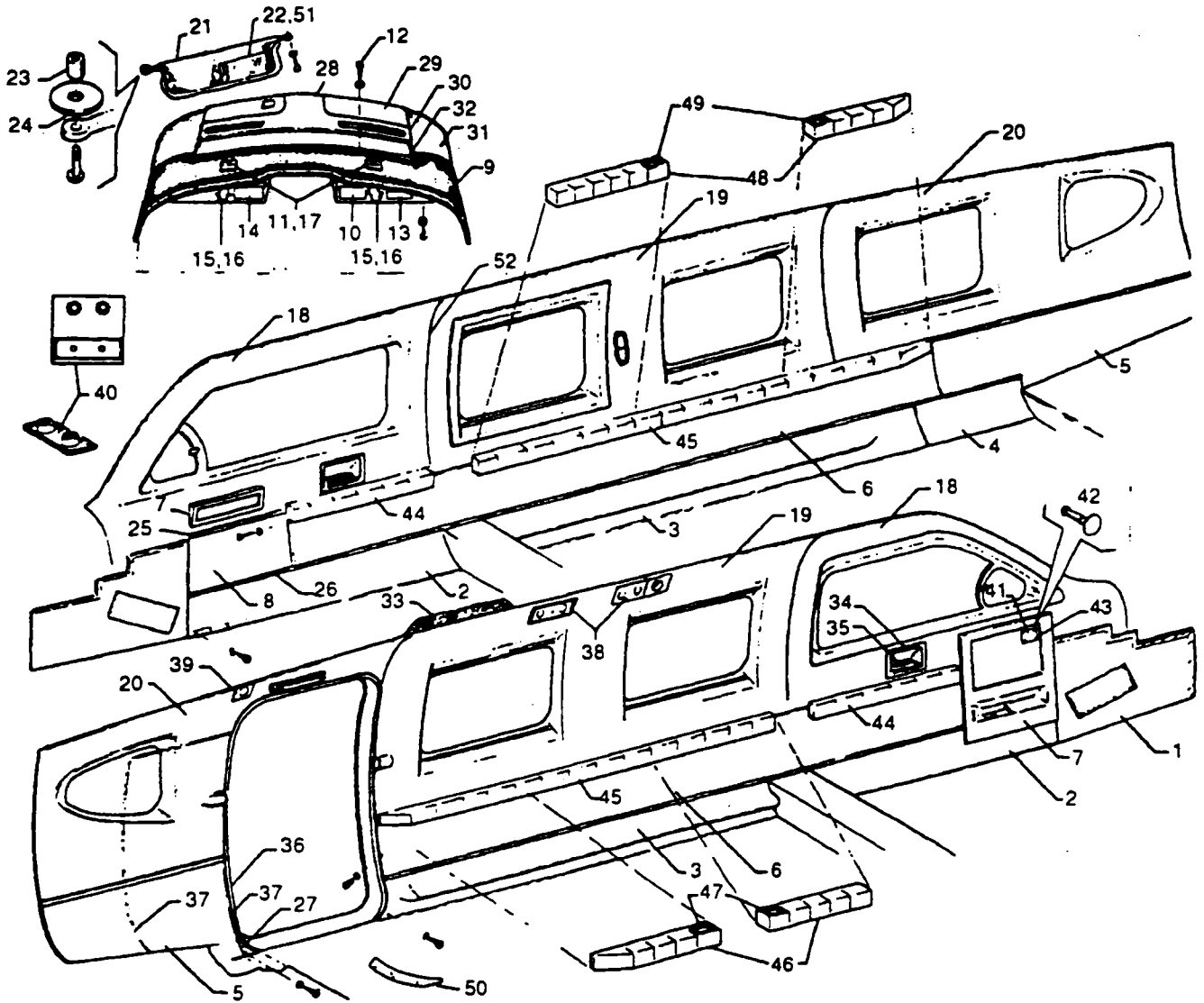


Figure 50B Cabin Interior Finishing Installation
(Serial Numbers 31-7812034 and up)

Revised: February 18, 1994

PIPER PARTS CATALOG

CODE EXPLANATIONS FOR FIGURE 50B

- A - Serial numbers of aircraft must be supplied when ordering this part
- B - Used only when cargo door is installed
- C - Not used if air conditioning is installed
- D - Not used if oxygen system is installed
- E - Used if folding table is installed
- F - Used on PA-31-310 airplanes only
- G - Used on PA-31-325 airplanes only
- H - Used if pilot door is installed

PIPER PARTS CATALOG

Figure and Index Number	Part Number	Code	NOMENCLATURE	No. Req.	SERIAL NUMBERS AFFECTED
50B-	55960 71692		DRAWING - Cabin Interior Finishing Installation DRAWING - Cabin Interior Finishing Installation		31-7812034 to 31-7912124 incl 31-8012001 and up
-1	53142-03 53157-04	A A	PANEL ASSEMBLY - Trim, forward, left PANEL ASSEMBLY - Trim, forward, right	1 1	
-2	53321-04 53321-05	A A	PANEL ASSEMBLY - Trim, lower forward, left PANEL ASSEMBLY - Trim, lower forward, right	1 1	
-3	53366-10 53366-11	A A	PANEL ASSEMBLY - Trim, lower center, left PANEL ASSEMBLY - Trim, lower center, right	1 1	
-4	53155-03	A	PANEL ASSEMBLY - Trim, lower rear, right	1	
-5	53153-08 55944-02 55981-02 53163-05	A A A B A	PANEL ASSEMBLY - Trim, lower rear, left PANEL ASSEMBLY - Trim, lower rear, left PANEL ASSEMBLY - Trim, lower rear, left PANEL ASSEMBLY - Trim, lower rear, right	1 1 1 1	31-7812081 to 31-7812129 incl 31-7912001 and up
-6	55963-02 71553-02 55963-15 55963-03 71553-03 55963-16	A C A.C A.C A.C A.C	PANEL ASSEMBLY - Trim, left (fabric) PANEL ASSEMBLY - Trim, left PANEL ASSEMBLY - Trim, left (leather) PANEL ASSEMBLY - Trim, right (fabric) PANEL ASSEMBLY - Trim, right PANEL ASSEMBLY - Trim, right (leather)	1 1 1 1 1 1	31-7812034 to 31-7912124 incl 31-8012001 and up 31-7812034 to 31-7812129 incl 31-7812034 to 31-7912124 incl 31-8012001 and up 31-7812034 to 31-7812129 incl
-7	44623-03 49713-02 55948-02 55948-03		PANEL - Trim, switch and circuit protector, left PANEL - Trim, switch and circuit protector, left PANEL - Trim, switch and circuit protector, right PANEL - Trim, switch and circuit protector, right	1 1 1 1	31-7812034 to 31-7812129 incl 31-7912001 and up 31-7812034 to 31-7912124 incl 31-8012001 and up
-8	53463-05 53796-06	A A	PANEL ASSEMBLY - Trim, lower forward, right PANEL ASSEMBLY - Trim, lower forward, right	1 1	31-7812034 to 31-7812077 incl 31-7812078 and up
-9	53956-12		PANEL ASSEMBLY - Instrument panel, trim	1	
-10	71066-02		* PLACARD - Operation category	1	
-11	53703-00		* PLACARD - Map light	2	
-12	515 715		* SCREW - Dull black (MS35206-228)	4	
-13	80615-02		* PLACARD - Operation category	1	
-14	51147-00		* PLATE - Cover	1	
-15	472 868		* LIGHT ASSEMBLY - (A1719-24)	2	
-16	753 476		* * BULB - (313)	1	
-17	487 876		* SWITCH - (S-2012SD06-0)	2	
-18	55267-04 55267-20 55267-15 55267-21		MOULDING - Window, front, left MOULDING - Window, front, left MOULDING - Window, front, right MOULDING - Window, front, right	1 1 1 1	31-7812034 to 31-7912124 incl 31-8012001 and up 31-7812034 to 31-7912124 incl 31-8012001 and up
-19	55258-03 55258-12 55258-24 55258-26 55259-03 55259-18	H H H	MOULDING - Window, center, left MOULDING - Window, center, left MOULDING - Window, center, left MOULDING - Window, center, left MOULDING - Window, center, right MOULDING - Window, center, right	1 1 1 1 1 1	31-7812034 to 31-7912124 incl 31-7812034 to 31-7912124 incl 31-8012001 and up 31-8012001 and up 31-7812034 to 31-7912124 incl 31-8012001 and up
-20	55287-06 55315-05 55254-03 55254-10	B	MOULDING - Window, aft, left MOULDING - Cargo door, aft, left MOULDING - Window, aft, right MOULDING - Window, aft, right	1 1 1 1	31-7812034 to 31-7912124 incl 31-8012001 and up
-21	53174-02 71608-02 71608-04 53174-03 71608-03 71608-05		VISOR ASSEMBLY - Sun, left VISOR ASSEMBLY - Sun, left VISOR ASSEMBLY - Sun, left VISOR ASSEMBLY - Sun, right VISOR ASSEMBLY - Sun, right VISOR ASSEMBLY - Sun, right	1 1 1 1 1 1	31-7812034 to 31-7912124 incl 31-8012001 to 31-8212033 incl. 31-8212034 and up 31-7812034 to 31-7912124 incl 31-8012001 to 31-8212033 incl 31-8212034 and up
-22	53224-00 53224-02		PLACARD - Check list PLACARD - Check list	1 1	31-7812034 to 31-7912124 incl 31-8012001 and up

When ordering, always specify Part Number, Description and Serial Number of Aircraft

PIPER PARTS CATALOG

Figure and Index Number	Part Number	Code	Nomenclature	No. Req.	Serial Numbers Affected
50B-23	61402-105		BUSHING - Sun visor	2	
-24	54374-03		WASHER - Sun visor	2	
-25	41322-00		EXTRUSION - Side panel trim (6' length)	AR	
-26	43943-00		EXTRUSION - Side panel trim (6' length)	AR	
-27	55317-02	A	CARPET ASSEMBLY - Trim, left	1	
-28	53369-13		PANEL ASSEMBLY - Instrument access	1	31-7812034 to 31-8212036 incl.
	74199-02		PANEL ASSEMBLY - Instrument access	1	31-8312001 and up
-29	53369-11		* PLATE ASSEMBLY - (Used with fiberglass panel), left	1	31-7812034 to 31-8212036 incl.
	53369-12		* PLATE ASSEMBLY - (Used with fiberglass panel), right	1	31-7812034 to 31-8212036 incl.
-30	42737-00		* PANEL - Instrument access	1	31-7812034 to 31-8212036 incl.
	74199-03		* PANEL - Instrument access	1	31-8312001 and up
-31	53360-02		COVER - Windshield anti-glare	1	
-32	43078-00		STRIP - Access panel trim	1	
-33	181 231		INSULATION - (36" width)	AR	
-34	55876-03		TRIM COVER - Ash tray	2	
-35	484 097		RECEIVER - Ash (6A33030)	2	
-36	54169-13		STRIP ASSEMBLY - Weather, cabin door	1	31-7812034 to 31-7912124 incl.
	71100-02		STRIP ASSEMBLY - Weather, cabin door	1	31-8012001 and up
	54169-12	B	STRIP ASSEMBLY - Weather, cabin door	1	31-7812034 to 31-7912124 incl.
	71100-03	B	STRIP ASSEMBLY - Weather, cabin door	1	31-8012001 and up
-37	43118-04		STRIP - Trim	1	
	55335-06	B	STRIP - Trim	1	
-38	55289-02	D	PANEL - Light and air vent trim	5	
	55283-02		PANEL - Oxygen, light and air vent trim	5	
-39	55286-02		COVER - Oxygen outlet	1	
-40	55292-02		COVER - Oxygen outlet	1	31-7812034 to 31-7812129 incl.
	49739-02		COVER - Oxygen outlet and outside air vent	1	31-7912001 and up
-41	53641-00		COVER - Placard opening	1	
-42	26870-00		BUTTON - Plug	4	31-7812034 to 31-7912073 incl.
	415 408		SCREW - (MS51957-31B)	4	31-7912074 and up
	406 526		NUT - (C8090-632-1)	4	31-7912074 and up
-43	494120		WASHER - Nylomatic (5/32 x 1/4 x .032)	4	
-44	55989-02		ARMREST ASSEMBLY - Crew, left	1	31-7812034 to 31-7812129 incl.
	71081-02	A	ARMREST ASSEMBLY - Crew, left	1	31-7912001 and up
	55989-03		ARMREST ASSEMBLY - Crew, right	1	31-7812034 to 31-7812129 incl.
	71081-03	A	ARMREST ASSEMBLY - Crew, right	1	31-7912001 and up
-45	55958-04		ARMREST ASSEMBLY - Passenger, left	1	31-7812034 to 31-7812129 incl.
	71079-04		ARMREST ASSEMBLY - Passenger, left	1	31-7912001 to 31-7912124 incl.
	55958-05		ARMREST ASSEMBLY - Passenger, right	1	31-7812034 to 31-7812129 incl.
	71079-05		ARMREST ASSEMBLY - Passenger, right	1	31-7912001 to 31-7912124 incl.
-46	49252-02	E	ARMREST ASSEMBLY - Passenger, forward, left	1	31-7812034 to 31-7812129 incl.
	49251-02	E	ARMREST ASSEMBLY - Passenger, rear, left	1	31-7812034 to 31-7812129 incl.
	71073-02	E	ARMREST ASSEMBLY - Passenger, forward, left	1	31-7912001 to 31-7912124 incl.
	71074-02	E	ARMREST ASSEMBLY - Passenger, rear, left	1	31-7912001 to 31-7912124 incl.
-47	489 424		* TRAY - Ash (3130-4)	1	31-7912001 to 31-7912124 incl.
-48	49251-03	E	ARMREST ASSEMBLY - Passenger, forward, right	1	31-7812034 to 31-7812129 incl.
	49252-03	E	ARMREST ASSEMBLY - Passenger, rear, right	1	31-7812034 to 31-7812129 incl.
	71074-03	E	ARMREST ASSEMBLY - Passenger, forward, right	1	31-7912001 to 31-7912124 incl.
	71073-03	E	ARMREST ASSEMBLY - Passenger, rear, right	1	31-7912001 to 31-7912124 incl.
-49	489 424		* TRAY - Ash (3130-4)	1	31-7912001 to 31-7912124 incl.
-50	57258-02		PLATE - Carpet	1	
-51	74017-03	F	POWER SETTING TABLE	1	31-8212006 and up
	74019-03	G	POWER SETTING TABLE	1	31-8212006 and up
-52	149 529		EXTRUSION - Cap trim	AR	
	149 530		EXTRUSION - Cap trim base receptacle	AR	

When ordering, always specify Part Number, Description, and Serial Number of Aircraft

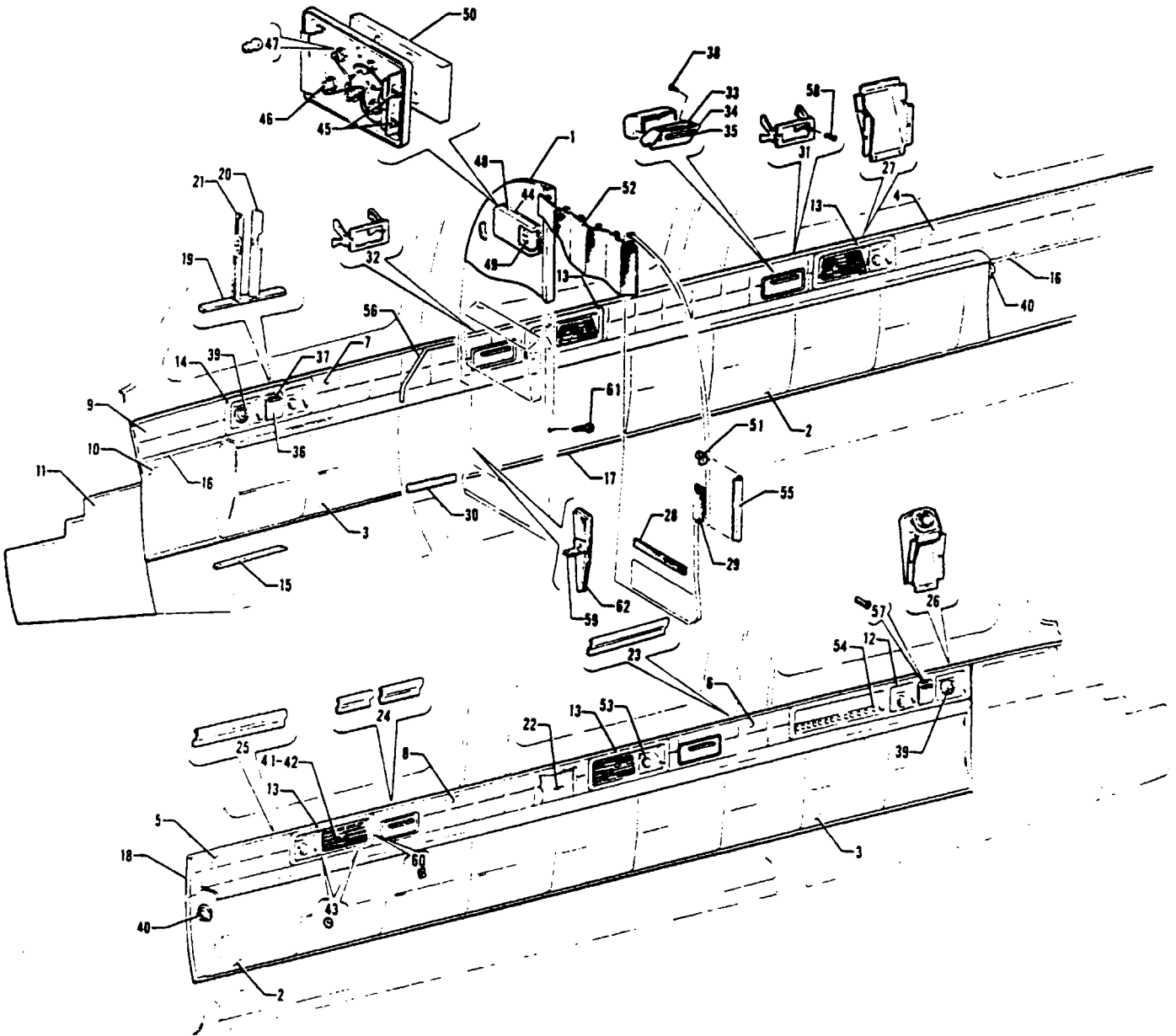


Figure 51. Cabin Interior Finishing Installation
 (For Air Conditioning only)
 (Serial Nos. 31-752 to 31-7612110 inclusive)

PIPER PARTS CATALOG

CODE EXPLANATIONS FOR FIGURE 51

- A - When ordering, specify color red, blue/green, gold or old gold.
- B - Serial number of aircraft must be supplied when ordering this part.
- C - Used with contemporary and classic interiors only.
- D - Used with continental interior only.
- E - When ordering, specify color gold, blue/green, copper earth or radiant red.
- F - When ordering, specify color opal, gold dust or apricot.
- G - When ordering, specify color red, blue, gold or rawhide.

PIPER PARTS CATALOG

Figure and Index Number	Part Number	Code	NOMENCLATURE	No. Req.	SERIAL NUMBERS AFFECTED
51-	44800 53475 44873 53528		DRAWING - Air Conditioning Interior Finishing Installation DRAWING - Air Conditioning Interior Finishing Installation DRAWING - Cabin Divider Panel Installation DRAWING - Cabin Divider Panel Installation		31-752 to 31-900 inclusive 31-7300901 to 31-7612110 incl. 31-752 to 31-900 inclusive 31-7300901 to 31-7612110 incl.
-1	44812-02 44812-03		PANEL ASSEMBLY - Cabin divider, left PANEL ASSEMBLY - Cabin divider, right	1 1	
-2	52005-00 53504-00	A B	PANEL ASSEMBLY - Cabin trim, center, left PANEL ASSEMBLY - Cabin trim, center, left	1 1	31-752 to 31-900 inclusive 31-7300901 and up
	52005-01 53504-01	A B	PANEL ASSEMBLY - Cabin trim, center, right PANEL ASSEMBLY - Cabin trim, center, right	1 1	31-752 to 31-900 inclusive 31-7300901 and up
-3	52015-00 53596-00	A B	PANEL ASSEMBLY - Cabin trim, forward, left PANEL ASSEMBLY - Cabin trim, forward, left	1 1	31-752 to 31-900 inclusive 31-7300901 and up
	52015-01 53596-01	A B	PANEL ASSEMBLY - Cabin trim, forward, right PANEL ASSEMBLY - Cabin trim, forward, right	1 1	31-752 to 31-900 inclusive 31-7300901 and up
-4	52016-02 52016-03 52016-04 52016-05		PANEL ASSEMBLY - Cabin trim, upper right rear, red PANEL ASSEMBLY - Cabin trim, upper right rear, blue/green PANEL ASSEMBLY - Cabin trim, upper right rear, gold PANEL ASSEMBLY - Cabin trim, upper right rear, old gold	1 1 1 1	31-752 to 31-900 inclusive 31-752 to 31-900 inclusive 31-752 to 31-900 inclusive 31-752 to 31-900 inclusive
	53458-00 52026-02	B	PANEL ASSEMBLY - Cabin trim, upper right rear PANEL ASSEMBLY - Cabin trim, upper left rear, red	1 1	31-7300901 and up 31-752 to 31-900 inclusive
-5	52026-03 52026-04 52026-05 53468-02		PANEL ASSEMBLY - Cabin trim, upper left rear, blue/green PANEL ASSEMBLY - Cabin trim, upper left rear, old gold PANEL ASSEMBLY - Cabin trim, upper left rear, gold PANEL ASSEMBLY - Cabin trim, upper left rear	1 1 1 1	31-752 to 31-900 inclusive 31-752 to 31-900 inclusive 31-752 to 31-900 inclusive 31-7300901 to 31-7300923 incl.
-6	52026-06 52026-07 52026-08 52026-09		PANEL ASSEMBLY - Cabin trim, center left, red PANEL ASSEMBLY - Cabin trim, center left, blue/green PANEL ASSEMBLY - Cabin trim, center left, old gold PANEL ASSEMBLY - Cabin trim, center left, gold	1 1 1 1	31-752 to 31-900 inclusive 31-752 to 31-900 inclusive 31-752 to 31-900 inclusive 31-752 to 31-900 inclusive
	53468-03 52026-10 52026-11 52026-12	B	PANEL ASSEMBLY - Cabin trim, center left PANEL ASSEMBLY - Cabin trim, center right, red PANEL ASSEMBLY - Cabin trim, center right, blue/green PANEL ASSEMBLY - Cabin trim, center right, old gold	1 1 1 1	31-7300901 to 31-7300923 incl. 31-752 to 31-900 inclusive 31-752 to 31-900 inclusive 31-752 to 31-900 inclusive
-7	52026-13 53468-04 52026-14 52026-15		PANEL ASSEMBLY - Cabin trim, center right, gold PANEL ASSEMBLY - Cabin trim, center right PANEL ASSEMBLY - Cabin trim, center, red PANEL ASSEMBLY - Cabin trim, center, blue/green	1 1 2 2	31-752 to 31-900 inclusive 31-7300901 to 31-7300923 incl. 31-752 to 31-900 inclusive 31-752 to 31-900 inclusive
-8	52026-16 52026-17 53468-05		PANEL ASSEMBLY - Cabin trim, center, old gold PANEL ASSEMBLY - Cabin trim, center, gold PANEL ASSEMBLY - Cabin trim	2 2 2	31-752 to 31-900 inclusive 31-752 to 31-900 inclusive 31-7300901 to 31-7300923 incl.
-9	52027-02 52027-03 52027-04 52027-05		PANEL ASSEMBLY - Cabin trim, upper forward right, red PANEL ASSEMBLY - Cabin trim, upper forward right, blue/green PANEL ASSEMBLY - Cabin trim, upper forward right, gold PANEL ASSEMBLY - Cabin trim, upper forward right, old gold	1 1 1 1	31-752 to 31-900 inclusive 31-752 to 31-900 inclusive 31-752 to 31-900 inclusive 31-752 to 31-900 inclusive
	53462-00 52038-02 52038-03 52038-04	B	PANEL ASSEMBLY - Cabin trim, upper forward right PANEL ASSEMBLY - Cabin trim, forward right, red PANEL ASSEMBLY - Cabin trim, forward right, blue/green PANEL ASSEMBLY - Cabin trim, forward right, gold	1 1 1 1	31-7300901 to 31-7300923 incl. 31-752 to 31-900 inclusive 31-752 to 31-900 inclusive 31-752 to 31-900 inclusive
-10	52038-05 53463-02		PANEL ASSEMBLY - Cabin trim, forward right, old gold PANEL ASSEMBLY - Cabin trim, forward right	1 1	31-752 to 31-900 inclusive 31-7300901 to 31-7300923 incl.

NOTE: See Figure 49 or 50 for balance of cabin interior parts.

When ordering, always specify Part Number, Description and Serial Number of Aircraft

PIPER PARTS CATALOG

Figure and Index Number	Part Number	Code	NOMENCLATURE	No. Req.	SERIAL NUMBERS AFFECTED
51-11	44074-10	E	PANEL ASSEMBLY - Cabin trim, forward right	1	31-752 to 31-900 inclusive
	53157-00	B	PANEL ASSEMBLY - Cabin trim, forward right	1	31-7300901 and up
-12	44844-00		PANEL - Trim, accessory equipment	1	31-752 to 31-900 inclusive
	53459-02	B,C	PANEL - Trim, accessory equipment	1	31-7300901 to 31-7612040 incl
	54928-04	B,C	PANEL - Trim, accessory equipment	1	31-7612041 and up
	53460-00	B,D	PANEL - Trim, accessory equipment	1	31-7300901 to 31-7612040 incl
	54928-05	B,D	PANEL - Trim, accessory equipment	1	31-7612041 and up
-13	44864-00		COVER - Oxygen and air conditioning outlet, left	2	31-752 to 31-900 inclusive
	53455-02	B,C	COVER - Oxygen and air conditioning outlet, left	2	31-7300901 and up
	53456-00	B,D	COVER - Oxygen and air conditioning outlet, left	2	31-7300901 and up
	44864-01		COVER - Oxygen and air conditioning outlet, right	2	31-752 to 31-900 inclusive
	53455-03	B,C	COVER - Oxygen and air conditioning outlet, right	2	31-7300901 and up
	53456-01	B,D	COVER - Oxygen and air conditioning outlet, right	2	31-7300901 and up
-14	44876-00		COVER - Oxygen, ash tray and air conditioning outlet	1	31-752 to 31-900 inclusive
	53453-02	B,C	COVER - Oxygen, ash tray and air conditioning outlet	1	31-7300901 to 31-7612040 incl
	54928-02	B,C	COVER - Oxygen, ash tray and air conditioning outlet	1	31-7612041 and up
	53454-00	B,D	COVER - Oxygen, ash tray and air conditioning outlet	1	31-7300901 to 31-7612040 incl
	54928-03	B,D	COVER - Oxygen, ash tray and air conditioning outlet	1	31-7612041 and up
-15	149 084		EXTRUSION - Trim strip (6' L) (20626)	AR	
-16	41322-00		EXTRUSION - Side panel trim (6' length)	AR	
-17	43943-00		EXTRUSION - Side panel (6' length)	AR	
-18	147 120		STRIP - Trim (6' length) (844)	AR	
-19	44771-00		CHANNEL - Ash tray support	2	31-752 to 31-7300923 inclusive
-20	44778-00		BRACKET ASSEMBLY - Ash tray support, left	1	31-752 to 31-7300923 inclusive
	44778-01		BRACKET ASSEMBLY - Ash tray support, right	1	31-752 to 31-7300923 inclusive
-21	44778-01		BRACKET ASSEMBLY - Ash tray support, left	1	31-752 to 31-7300923 inclusive
	44778-00		BRACKET ASSEMBLY - Ash tray support, right	1	31-752 to 31-7300923 inclusive
-22	44793-08		PLATE ASSEMBLY - Duct back, left	1	
	44793-09		PLATE ASSEMBLY - Duct back, right	1	
-23	44846-02		* BRACKET - Armrest retaining	1	
-24	44846-03		* BRACKET - Armrest retaining	1	
-25	44846-04		* BRACKET - Armrest retaining	1	
-26	44769-00		BOX ASSEMBLY - Air conditioning	2	
-27	44779-00		BOX ASSEMBLY - Air conditioning	4	
-28	80013-07		PLATE - Rectangular	2	
-29	80013-11		PLATE - Rectangular	2	
-30	80013-10		PLATE - Rectangular	2	
-31	42496-00		SUPPORT ASSEMBLY - Ash tray	3	
-32	42496-02		SUPPORT ASSEMBLY - Ash tray	1	
-33	453 186		ASH BOX AND SNUFFER ASSEMBLY - (2A17682)	4	31-752 to 31-7300923 inclusive
-34	480 264		PANEL - Ash tray front (2A16922)	4	31-752 to 31-7300923 inclusive
-35	42082-04		KNOB - Ash tray	4	31-752 to 31-7300923 inclusive
-36	489 369		TRAY ASSEMBLY - Ash tray (S-13-AR-RT-CC)	2	31-752 to 31-7300923 inclusive
-37	42082-05		KNOB - Ash tray	2	31-752 to 31-7300923 inclusive
-38	419 956		SCREW - (6 x 3/8" L Type "A" Truss head)	12	31-752 to 31-7300923 inclusive
-39	492 203		VALVE ASSEMBLY - Air conditioning (2541)	2	
-40	492 193		VALVE ASSEMBLY - Air conditioning (2115-1)	2	
	484 822		RING - Valve (2117)	4	
-41	452 554		BEZEL - (154)	4	
-42	473 188		LOUVER - Bezel (100-2)	4	
-43	408 826		WASHER - (3520-10-71)	8	

NOTE See Figure 49 or 50 for balance of cabin interior parts.

When ordering, always specify Part Number, Description and Serial Number of Aircraft

PIPER PARTS CATALOG

Figure and Index Number	Part Number	Code	NOMENCLATURE	No. Req.	SERIAL NUMBERS AFFECTED
51-44	42774-00		PLATE ASSEMBLY - Placard light, complete	1	
-45	487 846		SWITCH - (SS-36-1-C5)	2	
-46	472 760		LIGHT ASSEMBLY - Glar ben (41163)	5	
-47	472 055		BULB - (334) 28 Volt	1	
-48	42772-00		COVER ASSEMBLY - Placard light	1	31-752 to 31-900 inclusive
	53529-00		COVER ASSEMBLY - Placard light	1	31-7300901 and up
-49	42770-03		PLACARD - No smoking and fasten seat belt switch	1	
-50	42755-00		PLACARD ASSEMBLY - No smoking and fasten seat belts	1	
-51	42326-04		CLIP - Cabin divider panel	4	31-752 to 31-7300954 inclusive
	52990-00		CLIP - Cabin divider panel	4	31-7300955 and up
-52	42775-04	F	CURTAIN ASSEMBLY - Cabin divider, white	1	31-752 to 31-900 inclusive
	42775-07		CURTAIN ASSEMBLY - Cabin divider	1	31-752 to 31-900 inclusive
	53476-00	B	CURTAIN ASSEMBLY - Cabin divider	1	31-7300901 and up
-53	453 881		PLUG BUTTON - (D3811)	6	31-752 to 31-7300923 inclusive
-54	453 894		PLUG BUTTON - (D3005 "B")	6	
-55	80001-30		WELT ASSEMBLY - Divider panel	2	31-752 to 31-900 inclusive
	80044-02		WELT ASSEMBLY - Divider panel	9'	31-7300901 and up
-56	80014-19	G	WELT ASSEMBLY	2	31-752 to 31-900 inclusive
	80044-03	B	WELT ASSEMBLY	3'	31-7300901 and up
-57	414 551		SCREW - (MS24693-S271) Nickel	4	
-58	415 495		SCREW - (MS35206-230) Nickel	2	31-752 to 31-7300923 inclusive
-59	52047-00		BRACKET - Duct end cover attachment	8	
-60	406 423		NUT - (C7000-1024-4)	8	
-61	487 560		STUD - (XX10369-12)	2	
-62	52053-00		COVER ASSEMBLY - Duct end, left	1	
	52053-01		COVER ASSEMBLY - Duct end, right	1	

NOTE: See Figure 49 or 50 for balance of cabin interior parts.

When ordering, always specify Part Number, Description and Serial Number of Aircraft

PIPER PARTS CATALOG

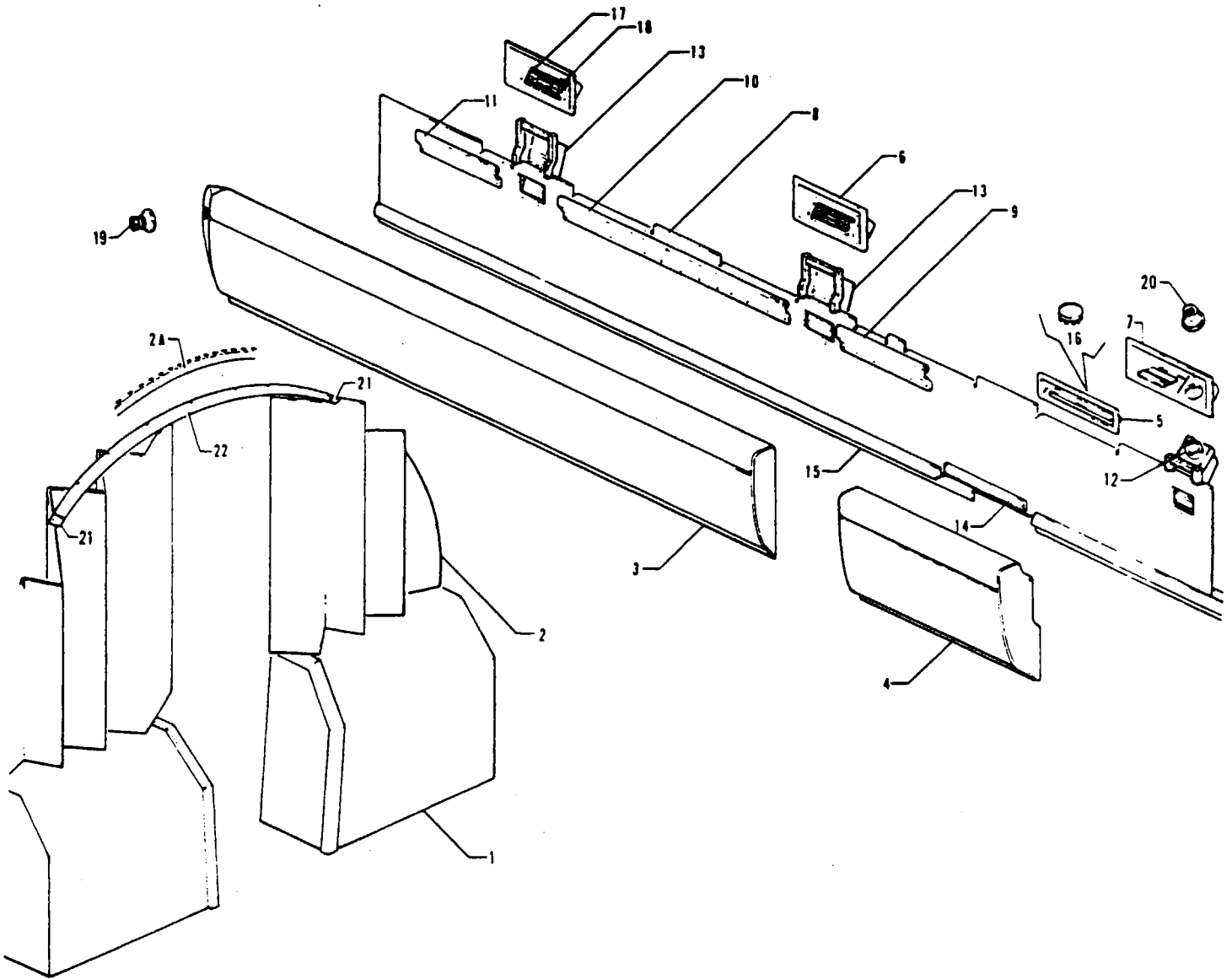


Figure 51A Cabin Interior Finishing Installation
(For Air Conditioning Only)
(Serial Nos 31-7712001 to 31-7812033 incl)

PIPER PARTS CATALOG

CODE EXPLANATIONS FOR FIGURE 51A

A - Serial number of aircraft must be supplied when ordering this part

REVISED SEPTEMBER 1980

2B11

PA-31-310
PA-31-325

PIPER PARTS CATALOG

Figure and Index Number	Part Number	Code	NOMENCLATURE	No. Req.	SERIAL NUMBERS AFFECTED
51A-	55330		DRAWING - Air Conditioning Interior Finishing Installation		31-7712001 to 31-7812033 incl
	55348		DRAWING - Cabin Divider (Half) Panel Installation		31-7712001 to 31-7812033 incl
-1	55348-04		PANEL ASSEMBLY - Cabin divider, left	1	
	55348-05		PANEL ASSEMBLY - Cabin divider, right	1	
-2	53688-06	A	CURTAIN ASSEMBLY - Cabin divider, left	1	
	53688-07	A	CURTAIN ASSEMBLY - Cabin divider, right	1	
-2a	180 428		* TAPE - Slider (XCT-25) 1/4" glides	2	
-3	55339-02		PANEL ASSEMBLY - Cabin trim, center, left	1	
	55339-03		PANEL ASSEMBLY - Cabin trim, center, right	1	
-4	55340-02		PANEL ASSEMBLY - Cabin trim, forward, left	1	
	55340-03		PANEL ASSEMBLY - Cabin trim, forward, right	1	
-5	55290-02		PANEL - Trim	1	
-6	55282-02		COVER - Trim, air conditioning outlet	4	
-7	55288-02		COVER - Air conditioning and ash tray, left	1	
	55288-03		COVER - Air conditioning and ash tray, right	1	
-8	44793-08		PLATE ASSEMBLY - Duct back, left	1	
	44793-09		PLATE ASSEMBLY - Duct back, right	1	
-9	44846-02		* BRACKET - Armrest retaining	1	
-10	44846-03		* BRACKET - Armrest retaining	1	
-11	44846-04		* BRACKET - Armrest retaining	1	
-12	44769-00		BOX ASSEMBLY - Air conditioning	2	
-13	44779-00		BOX ASSEMBLY - Air conditioning	4	
-14	80013-10		PLATE - Rectangular	2	
-15	43943-00		EXTRUSION - Side panel (6' length)	AR	
-16	453 694		PLUG BUTTON - (D3005 "B")	6	
-17	452 554		BEZEL - (154)	4	
-18	473 188		LOUVER - Bezel (100-2)	4	
-19	492 193		VALVE ASSEMBLY - Air conditioning (2115-1)	2	
	484 822		RING - Valve (2117)	2	
-20	492 203		VALVE ASSEMBLY - Air conditioning (2541)	2	
-21	49124-02	A	COVER - Curtain track trim	2	
-22	55410-02		TRACK - Curtain	1	
			NOTE: See Figure 50A for balance of cabin interior parts		

When ordering, always specify Part Number, Description and Serial Number of Aircraft

PIPER PARTS CATALOG

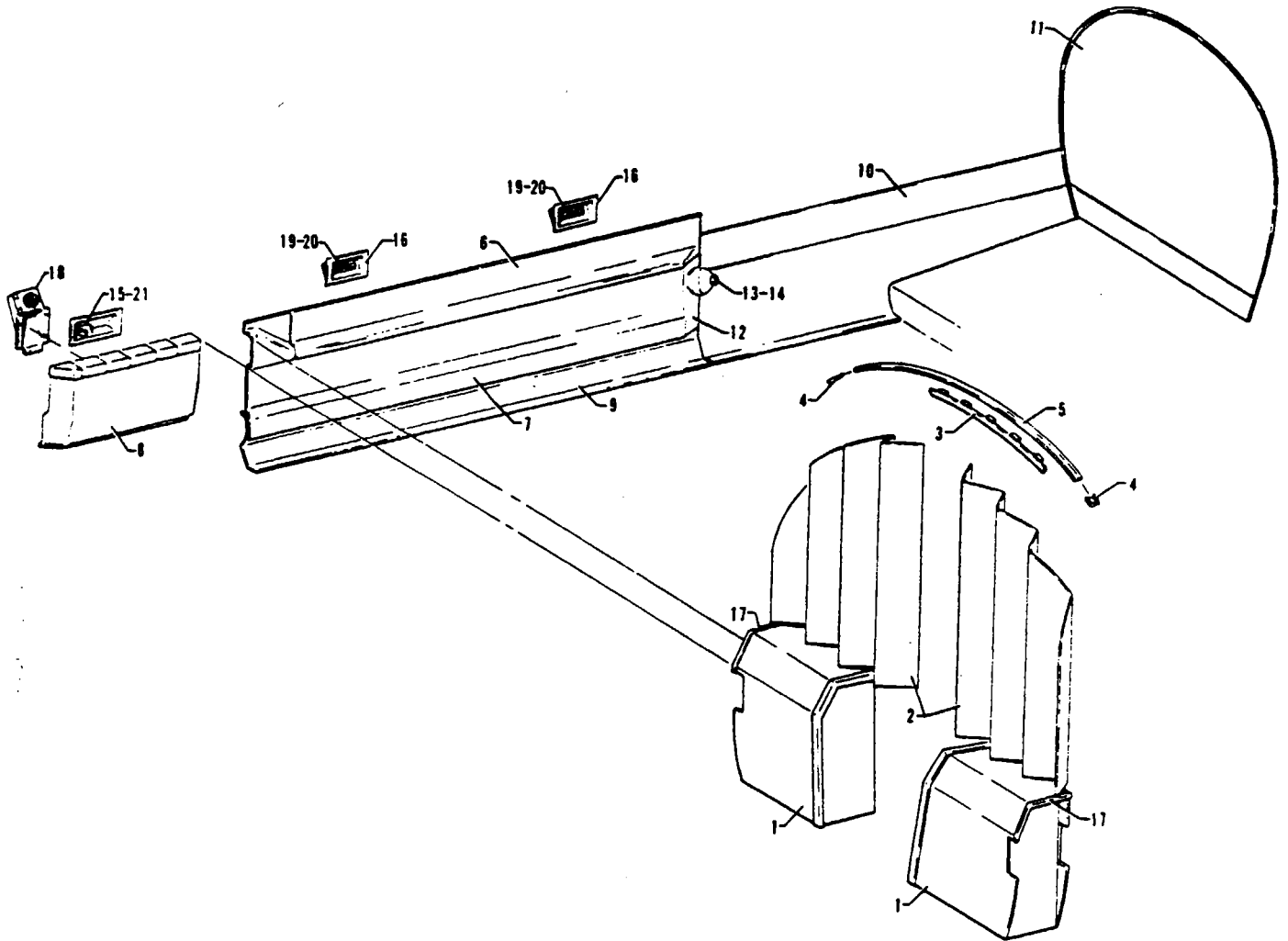


Figure 51B Cabin Interior Finishing Installation
(For Air Conditioning Only)
(Serial Nos. 31-7812034 and up)

REVISED NOVEMBER 1977

2B13

PA-31-310
PA-31-325

PIPER PARTS CATALOG

CODE EXPLANATIONS FOR FIGURE 51B

A - Serial numbers of aircraft must be supplied when ordering this part.

PIPER PARTS CATALOG

Figure and Index Number	Part Number	Code	NOMENCLATURE	No. Req.	SERIAL NUMBERS AFFECTED
51B-	55955		DRAWING - Air Conditioning Interior Finishing Installation		
	71926		DRAWING - Air Conditioning Interior Finishing Installation		31-7812034 to 31-7912124 incl.
	55348		DRAWING - Cabin Divider (Half) Panel Installation		31-8012001 and up 31-7812034 and up
-1	55348-06		PANEL ASSEMBLY - Cabin divider, left	1	
	55348-07		PANEL ASSEMBLY - Cabin divider, right	1	
-2	53688-06	A	CURTAIN ASSEMBLY - Cabin divider, left	1	
	53688-07	A	CURTAIN ASSEMBLY - Cabin divider, right	1	
-3	180 428		* TAPE - Slider (XCT-25) 1/4" glides	2	
-4	49124-02	A	COVER - Trim, curtain track	2	
-5	55410-02		TRACK - Curtain	1	
-6	49244-02	A	PANEL ASSEMBLY - Cabin trim, left (fabric)	1	31-7812034 to 31-7912124 incl
	49244-18	A	PANEL ASSEMBLY - Cabin trim, left (fabric)	1	31-8012001 and up
	49244-12	A	PANEL ASSEMBLY - Cabin trim, left (leather)	1	
	49244-03	A	PANEL ASSEMBLY - Cabin trim, right (fabric)	1	31-7812034 to 31-7912124 incl
	49244-19	A	PANEL ASSEMBLY - Cabin trim, right (fabric)	1	31-8012001 and up
	49244-13	A	PANEL ASSEMBLY - Cabin trim, right (leather)	1	
-7	55912-02	A	PANEL ASSEMBLY - Trim, left	1	
	55912-03	A	PANEL ASSEMBLY - Trim, right	1	
-8	55340-08	A	PANEL ASSEMBLY - Trim, left	1	31-7812034 to 31-7912124 incl
	71083-02	A	PANEL ASSEMBLY - Trim, left	1	31-8012001 and up
	55340-09	A	PANEL ASSEMBLY - Trim, right	1	31-7812034 to 31-7912124 incl
	71083-03	A	PANEL ASSEMBLY - Trim, right	1	31-8012001 and up
-9	55992-02	A	PANEL ASSEMBLY - Trim, lower center, left	1	
	55992-03	A	PANEL ASSEMBLY - Trim, lower center, right	1	
-10	55944-02	A	PANEL ASSEMBLY - Trim, rear, left	1	31-7812034 to 31-7912124 incl
	55954-02	A	PANEL ASSEMBLY - Trim, rear, right	1	
-11	55947-02	A	PANEL ASSEMBLY - Rear, Sta 274	1	
-12	55956-02	A	COVER ASSEMBLY - Air duct, left	1	
	55956-03	A	COVER ASSEMBLY - Air duct, right	1	
-13	492 193		* VALVE ASSEMBLY - Air (2115-1)	1	
-14	484 822		* RING - Valve (2117)	1	
-15	55877-02		COVER ASSEMBLY - Air and ash tray, left	1	31-7812034 to 31-7912124 incl
	55877-04		COVER ASSEMBLY - Air and ashtray, left	1	31-8012001 and up
	55877-03		COVER ASSEMBLY - Air and ash tray, right	1	
-16	55282-02		COVER - Trim, air outlet	4	
-17	80044-13		WELT ASSEMBLY	6	
-18	44769-00		BOX ASSEMBLY - Air	2	
-19	452 554		BEZEL - (154)	4	
-20	473 188		LOUVER - Bezel (100-2)	4	
-21	492 203		VALVE ASSEMBLY - Air (2541)	2	

NOTE See Figure 50B for balance of cabin interior parts.

When ordering, always specify Part Number, Description and Serial Number of Aircraft

PIPER PARTS CATALOG

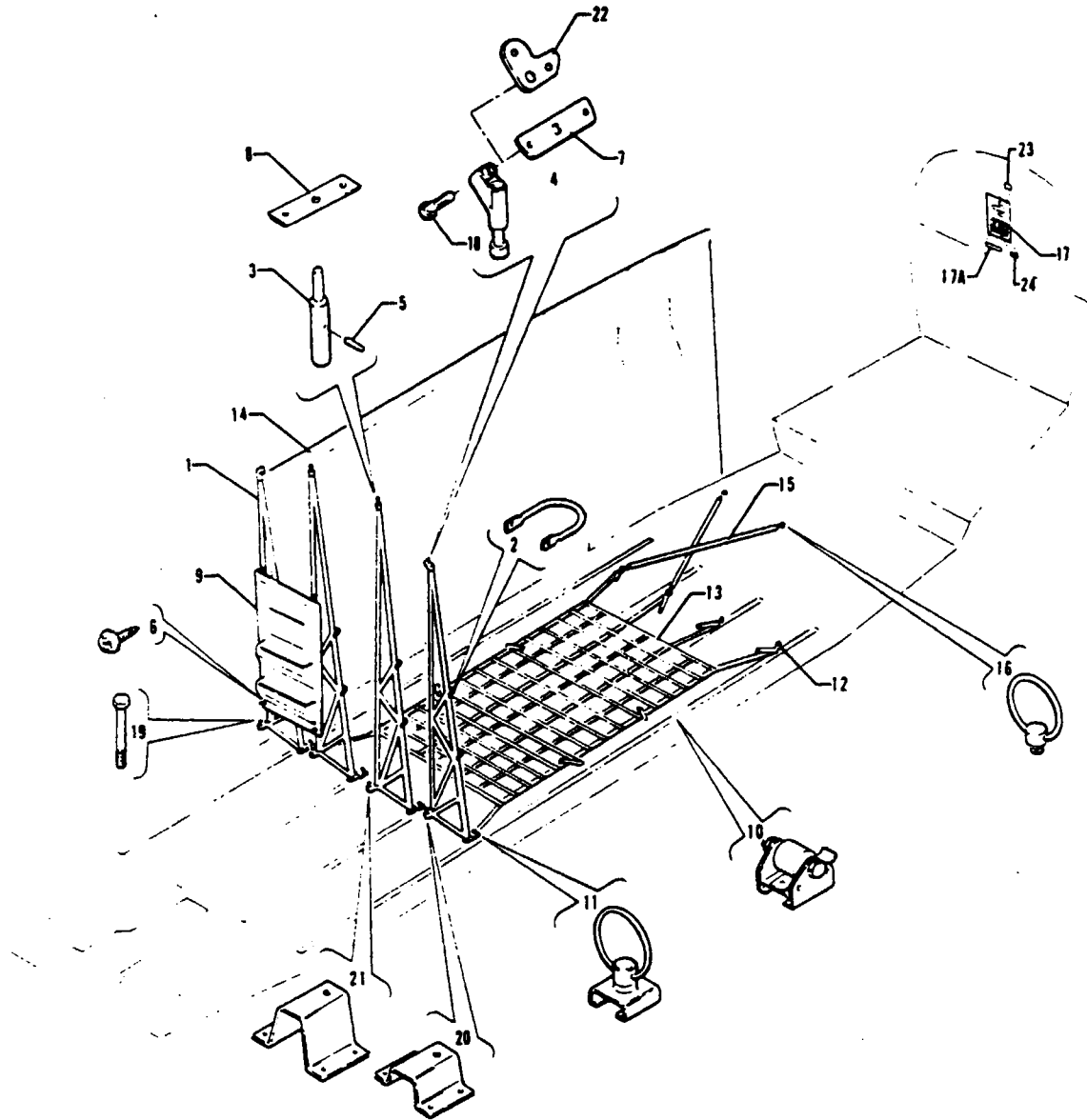


Figure 52. Cargo Barrier Equipment Installation

PIPER PARTS CATALOG

CODE EXPLANATIONS FOR FIGURE 52

- A - Used when wing lockers are not installed
- B - Used when pilot door is installed
- C - Used if Nacelle Fuel System (Nayak) is not installed
- D - Used if Nacelle Fuel System (Nayak) is installed
- E - Used in conjunction with cargo loading placard P/N 53716-00

PIPER PARTS CATALOG

Figure and Index Number	Part Number	Code	NOMENCLATURE	No. Req.	SERIAL NUMBERS AFFECTED
52-	53753 53778 54727		DRAWING - Cargo Barrier Equipment Installation DRAWING - Cargo Barrier Installation DRAWING - Cargo Barrier Installation		31-7300960 to 31-7612024 incl 31-7612025 and up
-1	53414-02 53414-03		BARRIER ASSEMBLY - Cargo, inboard BARRIER ASSEMBLY - Cargo, outboard	2 2	
-2	52471-00		* RING - Cargo strap attachment	2	
-3	52405-00		* PIN - Cargo barrier, top, inboard	1	
-4	52468-00		* FITTING ASSEMBLY - Cargo barrier attachment, top, outboard	1	
-5	480 897		* PIN - Roll (59-022-094-0875)	1	
-6	487 560		* STUD - (XX10369-12)	1	
-7	44966-00		COVER - Cargo barrier trim, outboard	2	
-8	53776-00		PLATE - Cargo barrier trim, inboard	2	
-9	53637-00		CONTAINER ASSEMBLY - Cargo equipment storage	1	
-10	52465-00		ROLLER ASSEMBLY - Cargo	AR	
-11	46654-05		RING ASSEMBLY - Baggage tie down	4	
-12	46654-00		RING ASSEMBLY - Baggage tie down	AR	
-13	52413-00		NET ASSEMBLY - Cargo (132" long)	1	
	53666-00		NET ASSEMBLY - Cargo (96" long)	1	
-14	53674-02		BLANKET ASSEMBLY - Cargo (48" wide)	3	
	53764-00		BLANKET ASSEMBLY - Cargo (24" wide)	1	
-15	44935-00		STRAP ASSEMBLY - Cargo	2	
-16	54350-02		RING ASSEMBLY - Cargo strap tie down	2	
-17	53716-00		PLACARD - Cargo loading	1	
-17a	80285-02	A.C.E	PLACARD - "This line does not apply"	1	31-7401263 and up
-18	400 009		BOLT - (AN4-14A)	2	
-19	400 011		BOLT - (AN4-16A)	4	
-20	52633-10		BRACKET ASSEMBLY - Air box support, left	1	
	52633-11		BRACKET ASSEMBLY - Air box support, right	1	
-21	52633-12		BRACKET ASSEMBLY - Air box support, left	1	
	52633-13		BRACKET ASSEMBLY - Air box support, right	1	
-22	53925-02	B	TRIM COVER - Cargo barrier	1	31-7612025 and up
-23	456 625	D.E	DECAL - Nacelle area, "E" (25356-1)	2	
-24	456 624	D.E	DECAL - Line E, "50 each" (25355-3)	1	

When ordering, always specify Part Number, Description and Serial Number of Aircraft

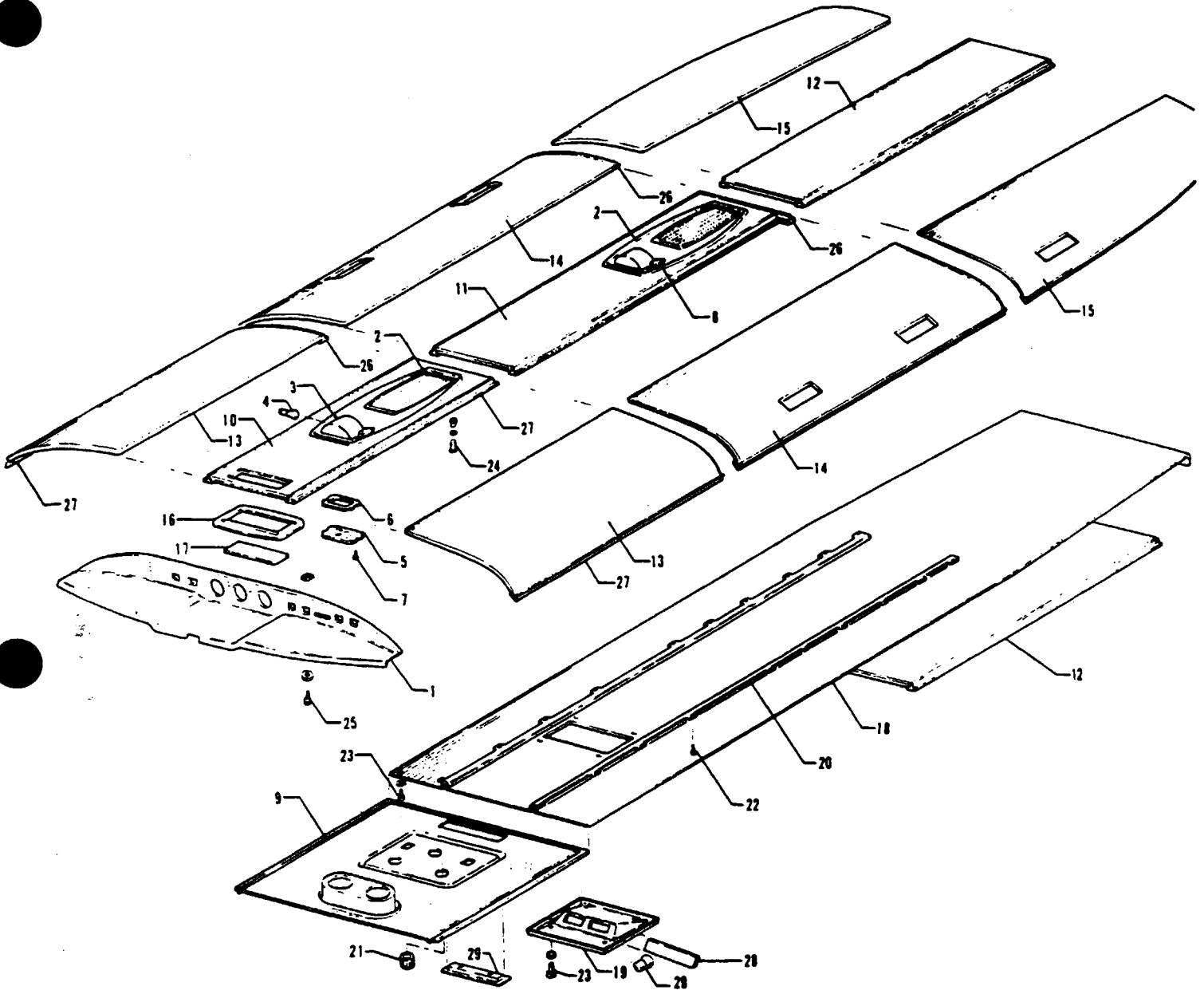


Figure 53 Cabin Headlining Panels Installation

REVISED: MAY 1981

2B19

PA-31-300
PA-31-310
PA-31-325

PIPER PARTS CATALOG

CODE EXPLANATIONS FOR FIGURE 53

- A - When ordering, specify white or beige
- B - Serial number of aircraft must be supplied when ordering this part.
- C - See Figure 31 if pilot door is installed
- D - Used on aircraft that comply with C A A. (United Kingdom) requirements.

PIPER PARTS CATALOG

Figure and Index Number	Part Number	Code	Nomenclature	No. Req.	Serial Numbers Affected
53-	42420		DRAWING - Headlining Panels Installation		31-5 to 31-900 inclusive
	53385		DRAWING - Headlining Panels Installation		31-7300901 to 31-7612110 incl.
	55262		DRAWING - Cabin Headliner Installation		31-7712001 and up
-1	41553-00	A	PANEL - Overhead trim, beige	1	31-5 to 31-751 inclusive
	41553-03	A	PANEL - Overhead trim, white	1	31-752 to 31-900 inclusive
	53227-00	A	PANEL - Overhead trim, white	1	31-7300901 to 31-7712010 incl.
	53227-02		PANEL - Overhead trim, beige	1	31-7712011 to 31-7712103 incl.
	53227-03		PANEL - Overhead trim, beige	1	31-7812001 to 31-7912124 incl.
	71152-02		PANEL - Overhead trim	1	31-8012001 and up
-2	42256-00		COVER ASSEMBLY - Speaker and light, rear	1	31-5 to 31-751 inclusive
	42256-05		COVER ASSEMBLY - Speaker and light, rear	1	31-752 to 31-900 inclusive
	53372-02		COVER ASSEMBLY - Speaker and light, rear	1	31-7300901 to 31-7612110 incl.
	42256-02		COVER ASSEMBLY - Speaker and light, front	1	31-5 to 31-751 inclusive
	42256-06		COVER ASSEMBLY - Speaker and light, front	1	31-752 to 31-900 inclusive
	53372-03		COVER ASSEMBLY - Speaker and light, front	1	31-7300901 to 31-7612110 incl.
-3	565 228		* HOUSING ASSEMBLY - Speaker and light (A26034)	1	
-4	472 048		* LAMP - Speaker and light assembly (PS10008-306)	1	
-5	472 337		* LENS - Speaker and light assembly (A-3551)	1	
-6	462 052		* GASKET - Lens (A-3657A)	1	
-7	415 243		* SCREW - (6-32 x 1/2 L)	2	
-8	85169-02		* SWITCH ASSEMBLY	1	
-9	55263-02		PANEL - Overhead speaker	1	31-7712001 to 31-7812129 incl.
	55256-02		PANEL - Overhead switch and speaker	1	31-7912001 to 31-7912124 incl.
	71149-02		PANEL - Overhead switch, center	1	31-8012001 and up
-10	42391-02	B	PANEL ASSEMBLY - Headliner, center front, beige	1	31-5 to 31-751 inclusive
	42391-05		PANEL ASSEMBLY - Headliner, center front, white	1	31-752 to 31-900 inclusive
	53370-02		PANEL ASSEMBLY - Headliner, center front, white	1	31-7300901 to 31-7612110 incl.
-11	42391-03	B	PANEL ASSEMBLY - Headliner, center, beige	1	31-5 to 31-751 inclusive
	42391-06		PANEL ASSEMBLY - Headliner, center, white	1	31-752 to 31-900 inclusive
	53370-03		PANEL ASSEMBLY - Headliner, center, white	1	31-7300901 to 31-7612110 incl.
-12	42391-04	B	PANEL ASSEMBLY - Headliner, center rear, beige	1	31-5 to 31-751 inclusive
	42391-07		PANEL ASSEMBLY - Headliner, center rear, white	1	31-752 to 31-900 inclusive
	53370-04		PANEL ASSEMBLY - Headliner, center rear, white	1	31-7300901 to 31-7612110 incl.
	55652-03	D	PANEL - Headliner, center rear, beige	1	
-13	42396-00	B,C	PANEL ASSEMBLY - Headliner, front left, beige	1	31-5 to 31-751 inclusive
	42396-02	C	PANEL ASSEMBLY - Headliner, front left, white	1	31-752 to 31-900 inclusive
	53373-00	C	PANEL ASSEMBLY - Headliner, front left, white	1	31-7300901 to 31-7612110 incl.
	42396-01	B	PANEL ASSEMBLY - Headliner, front right, beige	1	31-5 to 31-751 inclusive
	42396-03		PANEL ASSEMBLY - Headliner, front right, white	1	31-752 to 31-900 inclusive
	53373-01		PANEL ASSEMBLY - Headliner, front right, white	1	31-7300901 to 31-7612110 incl.
-14	42393-00	B	PANEL ASSEMBLY - Headliner, center, beige	1	31-5 to 31-751 inclusive
	42393-02		PANEL ASSEMBLY - Headliner, center, white	1	31-752 to 31-900 inclusive
	53376-00		PANEL ASSEMBLY - Headliner, center, white	1	31-7300901 to 31-7612110 incl.
-15	42395-00	B	PANEL ASSEMBLY - Headliner, rear left, beige	1	31-5 to 31-751 inclusive
	42395-02		PANEL ASSEMBLY - Headliner, rear left, white	1	31-752 to 31-900 inclusive
	53380-00		PANEL ASSEMBLY - Headliner, rear left, white	1	31-7300901 to 31-7612110 incl.
	42395-01	B	PANEL ASSEMBLY - Headliner, rear right, beige	1	31-5 to 31-751 inclusive
	42395-03		PANEL ASSEMBLY - Headliner, rear right, white	1	31-752 to 31-900 inclusive
	53380-01		PANEL ASSEMBLY - Headliner, rear right, white	1	31-7300901 to 31-7612110 incl.
-16	42416-00		PANEL - Light and air vent trim, beige	1	31-5 to 31-751 inclusive
	42416-02		PANEL - Light and air vent trim, white	1	31-752 to 31-900 inclusive
	53364-00		PANEL - Light and air vent trim, white	1	31-7300901 to 31-7612110 incl.
-17	581 242		PLATE - Escutcheon, gasper assembly (11-0831-1)	1	31-5 to 31-7612110 inclusive
	582 793		PLATE - Escutcheon, gasper (11-3394-1)	1	31-7712001 to 31-7812129 incl.
-18	55242-04		HEADLINER ASSEMBLY	1	31-7712001 and up
-19	53237-02		TRIM COVER - Light	1	31-7712001 and up
-20	44921-10		TRACK - Headliner, left	1	31-7712001 and up
	44921-11		TRACK - Headliner, right	1	31-7712001 and up

When ordering, always specify Part Number, Description, and Serial Number of Aircraft

PIPER PARTS CATALOG

Figure and Index Number	Part Number	Code	NOMENCLATURE	No. Req.	SERIAL NUMBERS AFFECTED
53-21	571 185		KNOB - (211)	1	31-7712001 to 31-7812129 incl
-22	419 444		SCREW - (6 x 3/8 L)	20	31-7712001 and up
-23	415 245		SCREW - (6-32 x 5/8 L) Nickel finish	8	31-7712001 and up
	494 102		WASHER - (C-394)	8	31-7712001 and up
-24	415 232		SCREW - (6-32 x 3/4 L) Stainless	12	31-5 to 31-7612110 inclusive
	494 102		WASHER - (C-394)	12	31-5 to 31-7612110 inclusive
	406 848		RIVNUT - (A6K-75)	12	31-5 to 31-7612110 inclusive
-25	415 230		SCREW - (6-32 x 1/2 L) Stainless	4	
	494 102		WASHER - (C-394)	4	
	406 355		NUT - (A6052-632-1)	4	31-5 to 31-7612110 inclusive
	406 403		NUT - (NAS395-3-1)	4	31-7712001 and up
-26	42368-07		TRACK - Curtain divider	2	31-5 to 31-7612110 inclusive
-27	42368-22		EXTRUSION - Headlining trim (6' length)	AR	31-5 to 31-7612110 inclusive
-28	486 643		SIGN ASSEMBLY - No smoking and fasten seat belts	1	31-7712001 to 31-8012086 incl
	572 554		SIGN ASSEMBLY - No smoking and fasten seat belts	1	31-8012087 and up
-29	758 472		* BULB - (A-9906-7)	5	
-30	49730-02		COVER - Vent, outside air control	1	31-7912001 and up

When ordering, always specify Part Number, Description and Serial Number of Aircraft

2B23
INTENTIONALLY LEFT BLANK

2B24
INTENTIONALLY LEFT BLANK

PIPER PARTS CATALOG

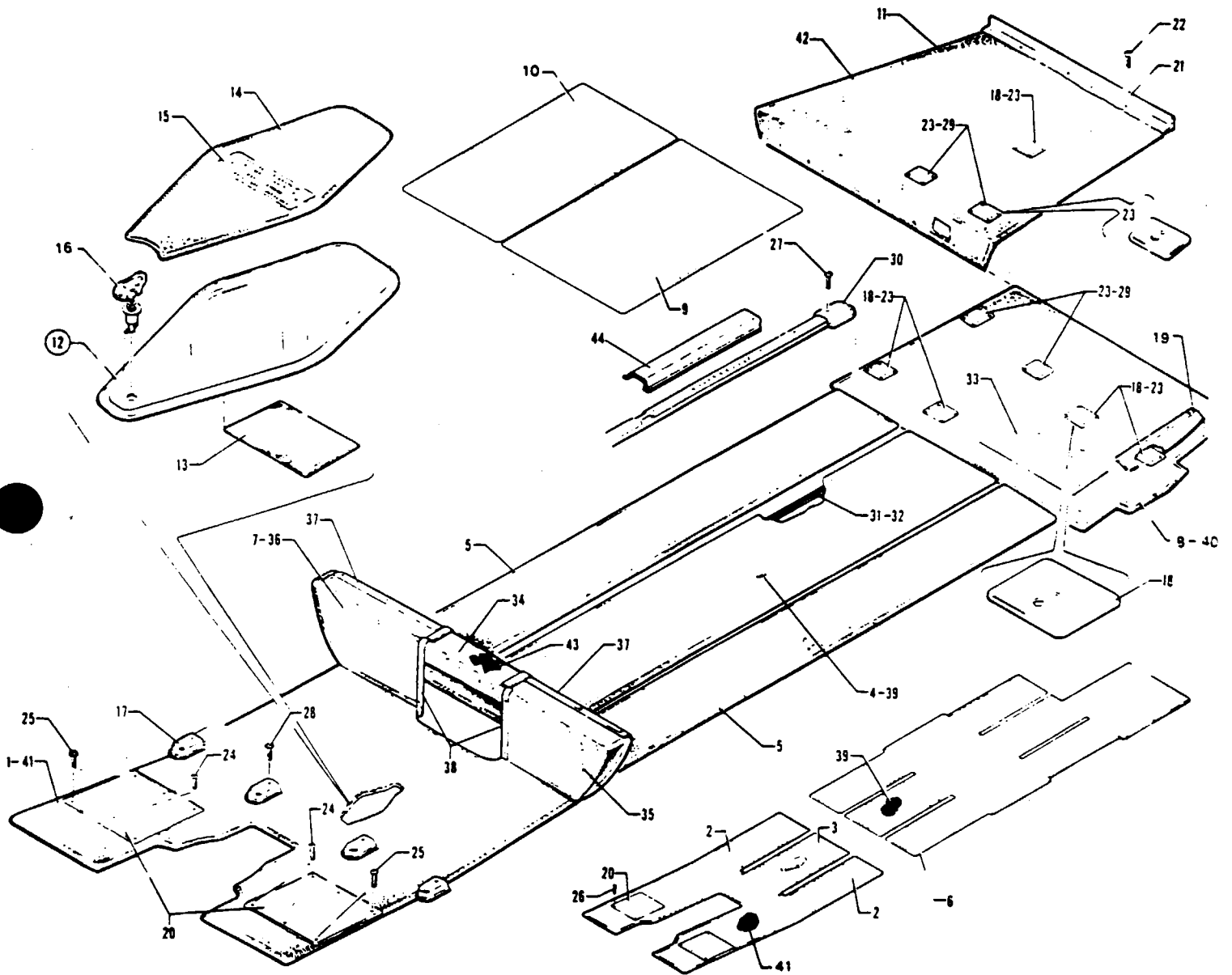


Figure 54 Floor Carpet Installation

REVISED NOVEMBER 1982

2C1

PA-31-300
PA-31-310
PA-31-325

PIPER PARTS CATALOG

CODE EXPLANATIONS FOR FIGURE 54

- A - Used with contemporary and classic interiors only.
- B - Used with continental interior only.
- C - Serial number of aircraft must be supplied when ordering this part.
- D - See Figure 125 if air conditioning is installed.

PIPER PARTS CATALOG

Figure and Index Number	Part Number	Type Code	NOMENCLATURE	No. Req.	SERIAL NUMBERS AFFECTED
54-	41749 44086 53428 55331		DRAWING - Carpet Installation DRAWING - Carpet Installation DRAWING - Carpet Installation DRAWING - Carpet Installation		31-5 to 31-353 inclusive 31-354 to 31-900 inclusive 31-7300901 to 31-7612110 incl 31-7712001 and up
-1	41743-02 41743-04 41743-06 41743-08 44073-02 44073-03 44073-04 44073-05 53383-00 53627-00		CARPET ASSEMBLY - Crew compartment, gold CARPET ASSEMBLY - Crew compartment, red CARPET ASSEMBLY - Crew compartment, green CARPET ASSEMBLY - Crew compartment, blue CARPET ASSEMBLY - Crew compartment, red CARPET ASSEMBLY - Crew compartment, copper CARPET ASSEMBLY - Crew compartment, blue/green CARPET ASSEMBLY - Crew compartment, gold CARPET ASSEMBLY - Crew compartment	1 1 1 1 1 1 1 1 1 1	31-5 to 31-353 inclusive 31-5 to 31-353 inclusive 31-5 to 31-353 inclusive 31-5 to 31-353 inclusive 31-354 to 31-900 inclusive 31-354 to 31-900 inclusive 31-354 to 31-900 inclusive 31-354 to 31-900 inclusive 31-7300901 to 31-7612110 incl 31-7300901 to 31-7612110 incl
-2	55331-04 55331-12	A.C B.C C	CARPET ASSEMBLY - Crew compartment, left, outboard CARPET ASSEMBLY - Crew compartment, right, outboard	1 1	31-7712001 and up 31-7712001 and up
-3	55331-11	C	CARPET ASSEMBLY - Crew compartment, center	1	31-7712001 and up
-4	41744-02 41744-04 41744-06 41744-08 44057-02 44057-04 44057-06 44057-08 53218-06 53623-06		CARPET ASSEMBLY - Passenger compartment, center, gold CARPET ASSEMBLY - Passenger compartment, center, red CARPET ASSEMBLY - Passenger compartment, center, green CARPET ASSEMBLY - Passenger compartment, center, blue CARPET ASSEMBLY - Passenger compartment, center, red CARPET ASSEMBLY - Passenger compartment, center, copper CARPET ASSEMBLY - Passenger compartment, center, blue/green CARPET ASSEMBLY - Passenger compartment, center, gold CARPET ASSEMBLY - Passenger compartment, center	1 1 1 1 1 1 1 1 1 1 1	31-5 to 31-353 inclusive 31-5 to 31-353 inclusive 31-5 to 31-353 inclusive 31-5 to 31-353 inclusive 31-354 to 31-900 inclusive 31-354 to 31-900 inclusive 31-354 to 31-900 inclusive 31-354 to 31-900 inclusive 31-354 to 31-900 inclusive 31-7300901 to 31-7612110 incl 31-7300901 to 31-7612110 incl
-5	41744-12 41744-14 41744-16 41744-18 44057-03 44057-05 44057-07 44057-09 53218-07 53623-07	B.C A.C B.C	CARPET ASSEMBLY - Passenger compartment, center CARPET ASSEMBLY - Passenger compartment, outboard, gold CARPET ASSEMBLY - Passenger compartment, outboard, red CARPET ASSEMBLY - Passenger compartment, outboard, green CARPET ASSEMBLY - Passenger compartment, outboard, blue CARPET ASSEMBLY - Passenger compartment, outboard, red CARPET ASSEMBLY - Passenger compartment, outboard, copper CARPET ASSEMBLY - Passenger compartment, outboard, blue/green CARPET ASSEMBLY - Passenger compartment, outboard, gold CARPET ASSEMBLY - Passenger compartment, outboard	1 2 2 2 2 2 2 2 2 2 2 2	31-354 to 31-900 inclusive 31-354 to 31-900 inclusive 31-7300901 to 31-7612110 incl 31-7300901 to 31-7612110 incl 31-5 to 31-353 inclusive 31-5 to 31-353 inclusive 31-5 to 31-353 inclusive 31-5 to 31-353 inclusive 31-354 to 31-900 inclusive 31-354 to 31-900 inclusive 31-354 to 31-900 inclusive 31-354 to 31-900 inclusive 31-354 to 31-900 inclusive 31-7300901 to 31-7612110 incl 31-7300901 to 31-7612110 incl
-6	55331-03 55331-22	C C	CARPET ASSEMBLY - Passenger compartment, complete CARPET ASSEMBLY - Passenger compartment, complete	1 1	31-7712001 to 31-8212036 incl 31-8312001 and up
-7	41750-02 41750-04 41750-06 41750-08		CARPET ASSEMBLY - Spar cover, gold CARPET ASSEMBLY - Spar cover, red CARPET ASSEMBLY - Spar cover, green CARPET ASSEMBLY - Spar cover, blue	1 1 1 1	31-5 to 31-293 inclusive 31-5 to 31-293 inclusive 31-5 to 31-293 inclusive 31-5 to 31-293 inclusive

When ordering, always specify Part Number, Description and Serial Number of Aircraft

PIPER PARTS CATALOG

Figure and Index Number	Part Number	Code	NOMENCLATURE	No. Req.	SERIAL NUMBERS AFFECTED
54-8	41747-02		CARPET ASSEMBLY - Cabin entrance, gold	1	31-5 to 31-353 inclusive
	41747-04		CARPET ASSEMBLY - Cabin entrance, red	1	31-5 to 31-353 inclusive
	41747-06		CARPET ASSEMBLY - Cabin entrance, green	1	31-5 to 31-353 inclusive
	41747-08		CARPET ASSEMBLY - Cabin entrance, blue	1	31-5 to 31-353 inclusive
	43991-02		CARPET ASSEMBLY - Cabin entrance, red	1	31-354 to 31-900 inclusive
	43991-03		CARPET ASSEMBLY - Cabin entrance, copper	1	31-354 to 31-900 inclusive
	43991-04		CARPET ASSEMBLY - Cabin entrance, blue/green	1	31-354 to 31-900 inclusive
	43991-05		CARPET ASSEMBLY - Cabin entrance, gold	1	31-354 to 31-900 inclusive
	53194-04	A,C	CARPET ASSEMBLY - Cabin entrance	1	31-7300901 to 31-7612110 incl
	53626-07	B,C	CARPET ASSEMBLY - Cabin entrance	1	31-7300901 to 31-7612110 incl
-9	55331-05	C	CARPET ASSEMBLY - Cabin entrance, left	1	31-7712001 to 31-7812129 incl
-10	55052-04	C	CARPET ASSEMBLY - Cabin entrance, right	1	31-7712001 and up
-11	41748-02		CARPET ASSEMBLY - Baggage compartment, gold	1	31-5 to 31-353 inclusive
	41748-04		CARPET ASSEMBLY - Baggage compartment, red	1	31-5 to 31-353 inclusive
	41748-06		CARPET ASSEMBLY - Baggage compartment, green	1	31-5 to 31-353 inclusive
	41748-08		CARPET ASSEMBLY - Baggage compartment, blue	1	31-5 to 31-353 inclusive
	44058-02		CARPET ASSEMBLY - Baggage compartment, red	1	31-354 to 31-900 inclusive
	44058-03		CARPET ASSEMBLY - Baggage compartment, copper	1	31-354 to 31-900 inclusive
	44058-04		CARPET ASSEMBLY - Baggage compartment, blue/green	1	31-354 to 31-900 inclusive
	44058-05		CARPET ASSEMBLY - Baggage compartment, gold	1	31-354 to 31-900 inclusive
	53184-00	A,C	CARPET ASSEMBLY - Baggage compartment	1	31-7300901 to 31-7612110 incl
	53621-00	B,C	CARPET ASSEMBLY - Baggage compartment	1	31-7300901 to 31-7612110 incl
	55331-10	C	CARPET ASSEMBLY - Baggage compartment	1	31-7712001 and up
-12	40814-03		DOOR ASSEMBLY - Hydraulic hand pump access, gold	1	31-5 to 31-353 inclusive
	40814-04		DOOR ASSEMBLY - Hydraulic hand pump access, red	1	31-5 to 31-353 inclusive
	40814-05		DOOR ASSEMBLY - Hydraulic hand pump access, green	1	31-5 to 31-353 inclusive
	40814-06		DOOR ASSEMBLY - Hydraulic hand pump access, blue	1	31-5 to 31-353 inclusive
	44053-02		DOOR ASSEMBLY - Hydraulic hand pump access, red	1	31-354 to 31-900 inclusive
	44053-03		DOOR ASSEMBLY - Hydraulic hand pump access, copper	1	31-354 to 31-900 inclusive
	44053-04		DOOR ASSEMBLY - Hydraulic hand pump access, blue/green	1	31-354 to 31-900 inclusive
	44053-05		DOOR ASSEMBLY - Hydraulic hand pump access, gold	1	31-354 to 31-900 inclusive
	44053-06	A,C	DOOR ASSEMBLY - Hydraulic hand pump access	1	31-7300901 to 31-7612110 incl
	44053-07	B,C	DOOR ASSEMBLY - Hydraulic hand pump access	1	31-7300901 to 31-7612110 incl
	44053-08	C	DOOR ASSEMBLY - Hydraulic hand pump access	1	31-7712001 and up
-13	48242-00		* PLACARD - Emergency gear extension operation	1	
-14	41751-02		* CARPET ASSEMBLY - Hand pump access door, gold	1	31-5 to 31-353 inclusive
	41751-04		* CARPET ASSEMBLY - Hand pump access door, red	1	31-5 to 31-353 inclusive
	41751-06		* CARPET ASSEMBLY - Hand pump access door, green	1	31-5 to 31-353 inclusive
	41751-08		* CARPET ASSEMBLY - Hand pump access door, blue	1	31-5 to 31-353 inclusive
	44050-02		* CARPET ASSEMBLY - Hand pump access door, red	1	31-354 to 31-900 inclusive
	44050-03		* CARPET ASSEMBLY - Hand pump access door, copper	1	31-354 to 31-900 inclusive
	44050-04		* CARPET ASSEMBLY - Hand pump access door, blue/green	1	31-354 to 31-900 inclusive
	44050-05		* CARPET ASSEMBLY - Hand pump access door, gold	1	31-354 to 31-900 inclusive
	53199-00	A,C	* CARPET ASSEMBLY - Hand pump access door	1	31-7300901 to 31-7612110 incl
	53619-00	B,C	* CARPET ASSEMBLY - Hand pump access door	1	31-7300901 to 31-7612110 incl
	53199-03	C	* CARPET ASSEMBLY - Hand pump access door	1	31-7712001 and up
-15	21225-00		* PLACARD - Emergency gear extension	1	
-16	487 729		* STUD - Access door (26S13-A6)	1	31-5 to 31-353 inclusive
	587 550		* STUD - Access door (26S22-12)	1	31-354 and up
	494 060		* WASHER - Access door (2600 LW)	1	
-17	25552-00		COVER - Seat track end, front	4	
-18	43267-00		PLATE ASSEMBLY - Seat attachment cover	5	31-5 to 31-7612110 inclusive
-19	43319-00		PLATE - Threshold	1	31-5 to 31-104 inclusive
	43581-02		PLATE - Threshold	1	31-105 to 31-7612110 inclusive

When ordering, always specify Part Number, Description and Serial Number of Aircraft

PIPER PARTS CATALOG

Figure and Index Number	Part Number	Code	NOMENCLATURE	No. Req.	SERIAL NUMBERS AFFECTED
54-20	41703-00		PLATE - Heel	2	
-21	42046-00		MOULDING - Carpet edge	1	31-5 to 31-7612110 inclusive
-22	419 693		SCREW - Carpet moulding	6	31-5 to 31-7612110 inclusive
-23	41216-00		PLATE - Floorboard cover, flat	9	
-24	414 780		SCREW - (AN507-832R12)	8	31-5 to 31-7612110 inclusive
-25	414 772		SCREW - (AN507-832R-18)	4	31-5 to 31-7612110 inclusive
-26	414 780		SCREW - (MS24693-S52) Nickel finish	12	31-7712001 and up
-27	410 045		SCREW - (AN509-10R16)	4	31-5 to 31-7612110 inclusive
	410 032		SCREW - (MS24694-S58)	4	31-7712001 and up
-28	410 049		SCREW - (AN509-10R20)	4	31-5 to 31-7612110 inclusive
	410 034		SCREW - (MS24694-S62)	4	31-7712001 and up
-29	43268-00		PLATE ASSEMBLY - Seat attachment cover	4	31-5 to 31-7612110 inclusive
-30	25552-02		COVER - Seat track end, rear	4	31-5 to 31-353 inclusive
	44023-00		COVER - Seat track end, rear	4	31-354 to 31-8212036 incl
	25552-00		COVER - Seat track end, rear	4	31-8312001 and up
-31	180 425		TAPE - Velcro 80 hook V330-1-75, black (25 yard roll)	1	
-32	180 426		TAPE - Velcro pile V330-2-75, black (25 yard roll)	1	
-33	43613-02		MAT ASSEMBLY - Door, gold	1	31-5 to 31-353 inclusive
	43613-03		MAT ASSEMBLY - Door, red	1	31-5 to 31-353 inclusive
	43613-04		MAT ASSEMBLY - Door, green	1	31-5 to 31-353 inclusive
	43613-05		MAT ASSEMBLY - Door, blue	1	31-5 to 31-353 inclusive
	44062-02		MAT ASSEMBLY - Door, red	1	31-354 to 31-900 inclusive
	44062-03		MAT ASSEMBLY - Door, copper	1	31-354 to 31-900 inclusive
	44062-04		MAT ASSEMBLY - Door, blue/green	1	31-354 to 31-900 inclusive
	44062-05		MAT ASSEMBLY - Door, gold	1	31-354 to 31-900 inclusive
	53185-00	B	MAT ASSEMBLY - Door	1	31-7300901 to 31-7401220 incl
	53625-00	C	MAT ASSEMBLY - Door	1	31-7300901 to 31-7401220 incl
	53799-00	C	MAT ASSEMBLY - Door	1	31-7401221 to 31-7612110 incl
	49090-06	C	MAT ASSEMBLY - Door	1	31-7712001 and up
-34	43917-02		PLATE ASSEMBLY - Access, wing spar cover, gold	1	31-294 to 31-353 inclusive
	43917-03		PLATE ASSEMBLY - Access, wing spar cover, red	1	31-294 to 31-353 inclusive
	43917-04		PLATE ASSEMBLY - Access, wing spar cover, green	1	31-294 to 31-353 inclusive
	43917-05		PLATE ASSEMBLY - Access, wing spar cover, blue	1	31-294 to 31-353 inclusive
	43917-10	D	PLATE ASSEMBLY - Access, wing spar cover, red	1	31-354 to 31-900 inclusive
	43917-11	D	PLATE ASSEMBLY - Access, wing spar cover, copper	1	31-354 to 31-900 inclusive
	43917-12	D	PLATE ASSEMBLY - Access, wing spar cover, blue/green	1	31-354 to 31-900 inclusive
	43917-13	D	PLATE ASSEMBLY - Access, wing spar cover, gold	1	31-354 to 31-900 inclusive
	53386-00	C,D	PLATE ASSEMBLY - Access, wing spar cover	1	31-7300901 to 31-7612110 incl
	53386-03	C	PLATE ASSEMBLY - Access, wing spar cover	1	31-7712001 and up
-35	43919-03		CARPET ASSEMBLY - Spar cover, left, gold	1	31-294 to 31-353 inclusive
	43919-05		CARPET ASSEMBLY - Spar cover, left, red	1	31-294 to 31-353 inclusive
	43919-07		CARPET ASSEMBLY - Spar cover, left, green	1	31-294 to 31-353 inclusive
	43919-09		CARPET ASSEMBLY - Spar cover, left, blue	1	31-294 to 31-353 inclusive
	44077-00	D	CARPET ASSEMBLY - Spar cover, left, red	1	31-354 to 31-900 inclusive
	44077-02	D	CARPET ASSEMBLY - Spar cover, left, copper	1	31-354 to 31-900 inclusive
	44077-04	D	CARPET ASSEMBLY - Spar cover, left, blue/green	1	31-354 to 31-900 inclusive
	44077-06	D	CARPET ASSEMBLY - Spar cover, left, gold	1	31-354 to 31-900 inclusive
	53378-00	C,D	CARPET ASSEMBLY - Spar cover, left	1	31-7300901 to 31-7612110 incl
	55331-17	C	CARPET ASSEMBLY - Spar cover, left	1	31-7712001 and up
-36	43919-02		CARPET ASSEMBLY - Spar cover, right, gold	1	31-294 to 31-353 inclusive
	43919-04		CARPET ASSEMBLY - Spar cover, right, red	1	31-294 to 31-353 inclusive
	43919-06		CARPET ASSEMBLY - Spar cover, right, green	1	31-294 to 31-353 inclusive
	43919-08		CARPET ASSEMBLY - Spar cover, right, blue	1	31-294 to 31-353 inclusive
	44077-01	D	CARPET ASSEMBLY - Spar cover, right, red	1	31-354 to 31-900 inclusive
	44077-03	D	CARPET ASSEMBLY - Spar cover, right, copper	1	31-354 to 31-900 inclusive
	44077-05	D	CARPET ASSEMBLY - Spar cover, right, blue/green	1	31-354 to 31-900 inclusive
	44077-07	D	CARPET ASSEMBLY - Spar cover, right, gold	1	31-354 to 31-900 inclusive
	53378-01	C,D	CARPET ASSEMBLY - Spar cover, right	1	31-7300901 to 31-7612110 incl
	55331-18	C	CARPET ASSEMBLY - Spar cover, right	1	31-7712001 and up

When ordering, always specify Part Number, Description and Serial Number of Aircraft

PIPER PARTS CATALOG

Figure and Index Number	Part Number	Code	NOMENCLATURE	No. Req.	SERIAL NUMBERS AFFECTED
54-37	43280-00		PLATE - Spar cover kick, left	1	31-5 to 31-353 inclusive
	43280-01		PLATE - Spar cover kick, right	1	31-5 to 31-353 inclusive
-38	43281-00		STRIP - Spar cover trim, left	1	31-5 to 31-293 inclusive
	43281-01		STRIP - Spar cover trim, right	1	31-5 to 31-293 inclusive
-39	43474-00		COVER - Carpet, passenger compartment	1	31-5 to 31-7612110 inclusive
	55438-02		COVER - Carpet, passenger compartment	1	31-7712001 and up
-40	43475-00		COVER - Carpet, cabin entrance	1	31-5 to 31-7612110 inclusive
-41	43476-00		COVER - Carpet, crew compartment	1	31-5 to 31-7612110 inclusive
	55450-02	C	COVER - Carpet, crew compartment	1	31-7712001 and up
-42	43477-00		COVER - Carpet, baggage compartment	1	31-5 to 31-7612110 inclusive
-43	47278-08		COVER ASSEMBLY - Access plate	1	31-5 to 31-7612110 inclusive
-44	72796-04		COVER - Seat track	4	31-8312001 and up

When ordering, always specify Part Number, Description and Serial Number of Aircraft

PIPER PARTS CATALOG

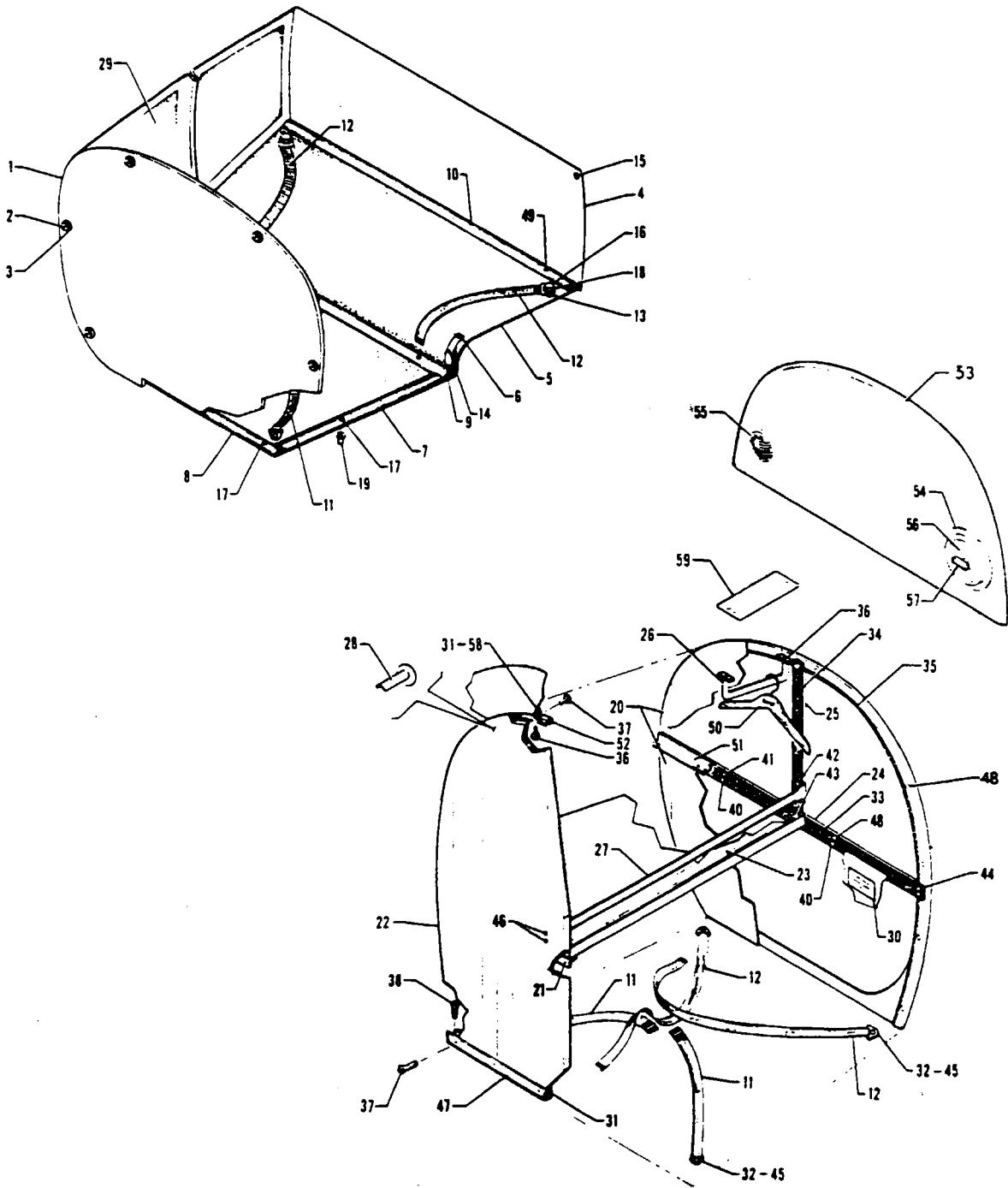


Figure 55. Baggage Compartment Finishing Installation

REVISED: JANUARY 1977

2C7

PA-31-300
PA-31-310
PA-31-325

PIPER PARTS CATALOG

CODE EXPLANATIONS FOR FIGURE 55

- A - Used if aft heater is not installed.
- B - When ordering, specify color red, blue, gold or rawhyds.
- C - Serial number of aircraft must be supplied when ordering this part.
- D - Used with continental interior only.
- E - Used with contemporary and classic interiors only.
- F - Used if aft heater is installed.

PIPER PARTS CATALOG

Figure and Index Number	Part Number	Code	NOMENCLATURE	No. Req.	SERIAL NUMBERS AFFECTED
55-	42519		DRAWING - Forward Baggage Compartment Installation		31-5 to 31-900 inclusive
	53397		DRAWING - Forward Baggage Compartment Installation		31-7300901 and up
	44263		DRAWING - Aft Baggage Compartment Installation		31-5 to 31-900 inclusive
	53203	D	DRAWING - Aft Baggage Compartment Installation		31-7300901 to 31-7612110 incl
	53430	E	DRAWING - Aft Baggage Compartment Installation		31-7300901 to 31-7612110 incl
	44264		DRAWING - Rear Divider Panel Installation		31-5 to 31-900 inclusive
	53337		DRAWING - Rear Divider Panel Installation		31-7300901 to 31-7612110 incl
	55321		DRAWING - Rear Divider Panel Installation		31-7712001 and up
	53400		DRAWING - Cabin Interior Finishing Installation		31-7712001 to 31-7812033 incl
	55960		DRAWING - Cabin Interior Finishing Installation		31-7812034 to 31-7912124 incl.
	71692		DRAWING - Cabin Interior Finishing Installation		31-8012001 and up
-1	42340-00		PANEL ASSEMBLY - Forward baggage compartment, front	1	31-5 to 31-751 inclusive
	42340-03		PANEL ASSEMBLY - Forward baggage compartment, front	1	31-752 to 31-7401234 inclusive
	53957-00		PANEL ASSEMBLY - Forward baggage compartment, front	1	31-7401235 and up
-2	487 583		* STUD - (2600-1)	6	
-3	494 060		* WASHER - (2600-LW)	6	
-4	42295-00		PANEL - Forward baggage compartment, rear	1	31-5 to 31-7812129 incl
	42295-02		PANEL - Forward baggage compartment, rear	1	31-7912001 and up
-5	41962-00		CARPET - Forward baggage (complete)	1	31-5 to 31-751 inclusive
	53395-04		CARPET - Forward baggage (19.75 to 33.50), front	1	31-752 to 31-7612110 inclusive
	53395-06		CARPET - Forward baggage (19.75 to 33.50), front	1	31-7712001 and up
	53395-05		CARPET - Forward baggage (15.53 to 42.00), rear	1	31-752 to 31-7612110 inclusive
	53395-07		CARPET - Forward baggage (15.53 to 42.00), rear	1	31-7712001 and up
-6	42514-00		COVER - Floorboard support, baggage, beige	1	31-5 to 31-900 inclusive
	53388-00		COVER - Floorboard support, baggage	1	31-7300901 and up
-7	20663-14		TRIM STRIP - Forward baggage	1	31-5 to 31-8112071 incl
-8	20663-15		TRIM STRIP - Forward baggage	1	
-9	43644-00		TRIM STRIP - Carpet attachment	1	
-10	44248-00		TRIM STRIP - Forward baggage	1	
-11	43375-02		STRAP ASSEMBLY - Baggage tie down, buckle end, fawn	4	
-12	43376-02		STRAP ASSEMBLY - Baggage tie down, tip end, fawn	4	
-13	14175-45		BUSHING - Baggage tie down strap	4	
-14	419 806		SCREW - (MS21207C6-8)	3	
-15	415 448		SCREW - (AN526-832R6)	11	
-16	400 440		BOLT - (AN3-6A)	4	
-17	414 762		SCREW - (AN507-832R10)	12	
-18	80122-07		WASHER - Baggage tie down strap	8	
-19	406 863		RIVNUT - (ABK-75)	12	
-20	42371-00		PANEL ASSEMBLY - Lower, rear, Sta 274 (walnut)	1	31-5 to 31-900 inclusive
	42371-00	E	PANEL ASSEMBLY - Lower, rear, Sta. 274 (walnut)	1	31-7300901 to 31-7612110 incl
	42372-00	A	PANEL ASSEMBLY - Upper, rear, Sta 274 (beige)	1	31-5 to 31-751 inclusive
	42372-06	A	PANEL ASSEMBLY - Upper, rear, Sta. 274 (white)	1	31-752 to 31-900 inclusive
	53402-00	C.E	PANEL ASSEMBLY - Upper, rear, Sta 274	1	31-7300901 to 31-7612110 incl
	53015-00	C.D	PANEL ASSEMBLY - Complete, rear, Sta. 274	1	31-7300901 to 31-7612110 incl
	55382-02	C	PANEL ASSEMBLY - Complete, rear, Sta 274	1	31-7712001 to 31-7812077 incl
	55947-02	C	PANEL ASSEMBLY - Complete, rear, Sta. 274	1	31-7812078 and up
-21	43194-02		ANGLE - Shelf attachment	1	31-5 to 31-7612110 inclusive
-22	42446-00		PANEL - Rear, Sta 244	1	31-5 to 31-7612110 inclusive
-23	42442-00		SHELF ASSEMBLY - Rear baggage, beige	1	31-5 to 31-900 inclusive
	42442-10	B	SHELF ASSEMBLY - Rear baggage	1	31-5 to 31-900 inclusive
	53228-00	C	SHELF ASSEMBLY - Rear baggage	1	31-7300901 to 31-7612110 incl
-24	42369-04		CHANNEL - Rear panel support, Sta. 274	1	31-5 to 31-7912124 inclusive
	42369-09		CHANNEL - Rear panel support, Sta. 274	1	31-8012001 and up
-25	42369-05		CHANNEL - Rear panel support, Sta. 274	1	
-26	71114-02		RACK - Coat, rear baggage	1	

When ordering, always specify Part Number, Description and Serial Number of Aircraft

PIPER PARTS CATALOG

Figure and Index Number	Part Number	Code	NOMENCLATURE	No. Req.	SERIAL NUMBERS AFFECTED
55-27	43283-00		STRAP ASSEMBLY - Rear baggage shelf, beige	1	31-5 to 31-900 inclusive
	43283-06	B	STRAP ASSEMBLY - Rear baggage shelf	1	31-5 to 31-900 inclusive
	53240-00	C	STRAP ASSEMBLY - Rear baggage shelf	1	31-7300901 to 31-7612110 incl
-28	43255-00		BUTTON - Plug	5	31-5 to 31-7612110 inclusive
-29	43265-02		PANEL - Forward baggage compartment, right	1	
-30	41432-00		PLACARD - Rear baggage capacity	1	31-7712001 to 31-7812033 incl
	47545-00		PLACARD - Rear baggage capacity	1	31-7812034 and up
-31	42326-03		CLIP - Rear baggage panel	2	
-32	14175-45		BUSHING - Baggage strap	4	
-33	13945-78		STRIP - Rubber, rear baggage	1	
-34	13945-79		STRIP - Rubber, rear baggage	1	
-35	13945-80		STRIP - Rubber, rear baggage	2	
-36	414 763		SCREW - (MS24693-S50)	6	
-37	414 769		SCREW - (MS24693-S53)	3	31-5 to 31-7612110 inclusive
	414 519		SCREW - (MS24693-S52)	3	31-7712001 and up
	406 701		NUT - Hex cap (22K1-82)	3	
-38	416 633		SCREW - (MS24693-S273)	2	
-39	415 241		SCREW - (6-32 x 5/8 L Oval head)	2	
	494 003		WASHER - (6 Finish)	2	
	406 848		RIVNUT - (A6K-75)	2	
-40	415 230		SCREW - (6-32 x 1/2 L Oval head)	8	
	494 003		WASHER - (6 Finish)	8	
	406 848		RIVNUT - (A6K-75)	8	
-41	415 260		SCREW - (8-32 x 5/8 L Oval head)	2	
	494 004		WASHER - (8 Finish)	2	
	406 863		RIVNUT - (A8K-75)	2	
-42	415 452		SCREW - (AN526-83R12)	2	
	406 863		RIVNUT - (A8K-75)	2	
-43	415 450		SCREW - (AN526-832R10)	1	
	406 863		RIVNUT - (A8K-75)	1	
-44	415 533		SCREW - (MS35206-243)	8	
	406 863		RIVNUT - (A8K-75)	8	
-45	400 441		BOLT - (AN3-7A)	4	
	80122-07		WASHER - Baggage tie down	4	
-46	415 254		SCREW - (8 x 3/8 L Oval head)	2	
-47	42652-00		CHANNEL - Panel support, Sta. 244	1	
-48	415 241		SCREW - (6-32 x 5/8 L Oval head)	7	
	494 102		WASHER - (C-394 Finish)	7	
	406 848		RIVNUT - (A6K-75)	7	
-49	415 537		SCREW - (MS35206-247)	6	
-50	43251-02		HANGER - Coat (walnut)	6	31-5 to 31-7612110 inclusive
	43251-03		HANGER - Coat (light teak)	6	31-7712001 and up
-51	43533-00		ANGLE - Baggage shelf attachment	1	31-5 to 31-7612110 inclusive
-52	42848-02		WELT ASSEMBLY - Trim, beige	1	31-5 to 31-900 inclusive
	80014-09		WELT ASSEMBLY - Trim, white	1	31-5 to 31-900 inclusive
	80044-02		WELT ASSEMBLY - Trim	10	31-7300901 and up
-53	44208-00	C	PANEL ASSEMBLY - Upper rear	1	31-5 to 31-900 inclusive
	53656-00	F	PANEL ASSEMBLY - Upper rear	1	31-7300901 to 31-7812129 incl
	53667-00	E,F	PANEL ASSEMBLY - Rear complete	1	31-7300901 to 31-7812129 incl
	55947-08	C,D,F	PANEL ASSEMBLY - Rear complete	1	31-7912001 and up
	44196-00	C,F	* RING - Retaining	1	
-54	44206-00		* SCREEN - Heater inlet	1	
-55	44199-00		* LOUVER ASSEMBLY - Heater outlet	1	
-56	42082-05		* * KNOB - Louver assembly	1	
-57	42326-07		CLIP - Rear baggage panel	1	31-7712001 and up
-58	54817-02		PLATE - Coat rack	1	31-7712001 and up
-59					

When ordering, always specify Part Number, Description and Serial Number of Aircraft

PIPER PARTS CATALOG

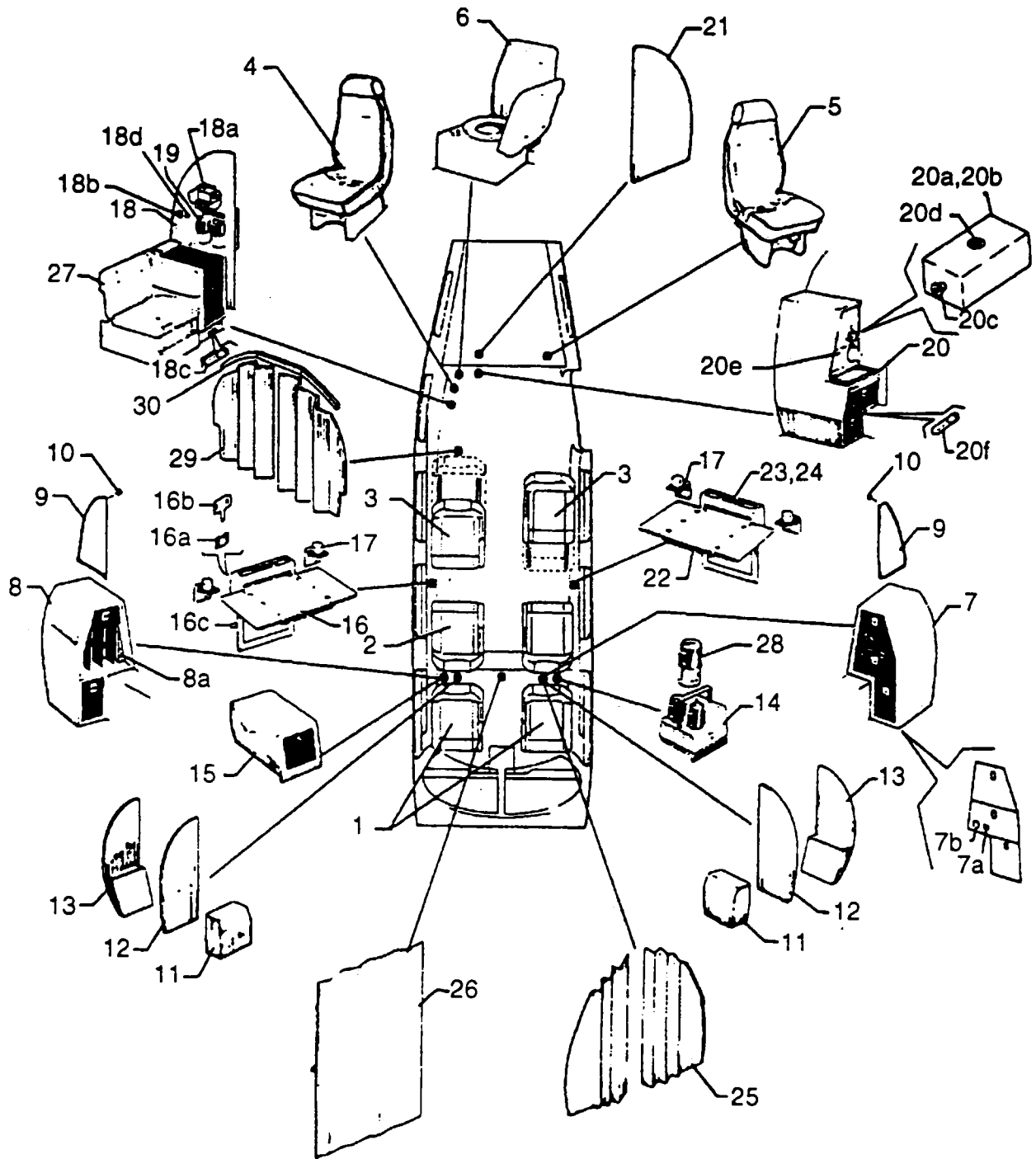


Figure 56 Cabin Furnishings Installation
(Serial Numbers 31-7712001 and up)

PIPER PARTS CATALOG

CODE EXPLANATIONS FOR FIGURE 56

- A - Serial number of aircraft must be supplied when ordering this part
- B - Refer to Figure 56B for component parts
- C - Refer to Figure 58 for component parts
- D - Refer to Figure 57A for component parts
- E - Refer to Figure 58B for component parts
- F - Refer to Figure 62B for component parts
- G - Refer to Figure 62A for component parts
- H - Used if Radio Telephone is not installed
- J - Used if Radio Telephone is installed
- K - Used if Air Conditioning is not installed
- L - Used if Air Conditioning is installed
- M - Refer to Figure 58C for component parts, if seat assembly does not incorporate an integral shoulder harness.
- N - Refer to Figure 58D for component parts, if seat assembly incorporates an integral shoulder harness
- P - Used on switch containing a lens which measures 59 H. x 84 L
- Q - Used on switch containing a lens which measures 75 square.
- R - Used on switch containing a lens which measures 69 H x 1 06 L.
- S - Ascertain coffee unit model number mark on coffee unit placard and order accordingly.
- T - Used on Mapco coffee unit only

PIPER PARTS CATALOG

Figure and Index Number	Part Number	Code	NOMENCLATURE	No. Req.	SERIAL NUMBERS AFFECTED
56-	55580		DRAWING - Seats Installation		31-7712001 and up
	55570		DRAWING - Cabinetry Installation		31-7712001 and up
-1	53273-10	A,B	SEAT ASSEMBLY - Crew, left (complete) without ash tray, with armrest (vinyl or leather)	1	31-7712001 to 31-7812033 incl.
	53273-14	A,B	SEAT ASSEMBLY - Crew, left (complete) without ash tray, with armrest (fabric/vinyl or fabric/leather)	1	31-7712001 to 31-7812033 incl.
	53273-26	A,B	SEAT ASSEMBLY - Crew, left (complete) without ash tray, with armrest (leather or fabric/vinyl)	1	31-7812034 and up
	53273-11	A,B	SEAT ASSEMBLY - Crew, right (complete) without ash tray, with armrest (vinyl or leather)	1	31-7712001 to 31-7812033 incl.
	53273-15	A,B	SEAT ASSEMBLY - Crew, right (complete) without ash tray, with armrest (fabric/vinyl or fabric/leather)	1	31-7712001 to 31-7812033 incl.
	53273-27	A,B	SEAT ASSEMBLY - Crew, right (complete) without ash tray, with armrest (leather or fabric/vinyl)	1	31-7812034 and up
	53273-12	A,B	SEAT ASSEMBLY - Crew, left (complete) without ash tray, without armrest (vinyl or leather)	1	31-7712001 to 31-7812033 incl.
	53273-16	A,B	SEAT ASSEMBLY - Crew, left (complete) without ash tray, without armrest (fabric/vinyl or fabric/leather)	1	31-7712001 to 31-7812033 incl.
	53273-28	A,B	SEAT ASSEMBLY - Crew, left (complete) without ash tray, without armrest (leather or fabric/vinyl)	1	31-7812034 and up
	53273-13	A,B	SEAT ASSEMBLY - Crew, right (complete) without ash tray, without armrest (vinyl or leather)	1	31-7712001 to 31-7812033 incl.
	53273-17	A,B	SEAT ASSEMBLY - Crew, right (complete) without ash tray, without armrest (fabric/vinyl or fabric/leather)	1	31-7712001 to 31-7812033 incl.
	53273-29	A,B	SEAT ASSEMBLY - Crew, right (complete) without ash tray, without armrest (leather or fabric/vinyl)	1	31-7812034 and up
	53273-30	A,B	SEAT ASSEMBLY - Crew, left (complete) with ash tray and armrest (leather or fabric/vinyl)	1	31-7812034 to 31-7812129 incl.
	53273-34	A,B	SEAT ASSEMBLY - Crew, left (complete) with ash tray and armrest (leather or fabric/vinyl)	1	31-7912001 to 31-7912124 incl.
	53273-31	A,B	SEAT ASSEMBLY - Crew, right (complete) with ash tray and armrest (leather or fabric/vinyl)	1	31-7812034 to 31-7812129 incl.
	53273-35	A,B	SEAT ASSEMBLY - Crew, right (complete) with ash tray and armrest (leather or fabric/vinyl)	1	31-7912001 to 31-7912124 incl.
	53273-32	A,B	SEAT ASSEMBLY - Crew, left (complete) with ash tray, without armrest (leather or fabric/vinyl)	1	31-7812034 to 31-7912124 incl.
	53273-33	A,B	SEAT ASSEMBLY - Crew, right (complete) with ash tray, without armrest (leather or fabric/vinyl)	1	31-7812034 to 31-7912124 incl.
-2	55430-02	A,C	SEAT ASSEMBLY - Third or Fourth (complete) aft facing, without ash tray and armrest (vinyl or leather)	2	31-7712001 to 31-7812033 incl.

When ordering, always specify Part Number, Description and Serial Number of Aircraft

PIPER PARTS CATALOG

Figure and Index Number	Part Number	Code	NOMENCLATURE	No. Req.	SERIAL NUMBERS AFFECTED	
56-2	55430-10	A,C	SEAT ASSEMBLY - Third or fourth (complete) aft facing, without ash tray and armrest (fabric/vinyl or fabric/ leather)	2	31-7712001 to 31-7812033 incl	
	55430-04	A,C	SEAT ASSEMBLY - Third (complete) aft facing, without ash tray, with armrest (vinyl or leather)	1	31-7712001 to 31-7812033 incl	
	55430-12	A,C	SEAT ASSEMBLY - Third (complete) aft facing, without ash tray, with armrest (fabric/vinyl or fabric/leather)	1	31-7712001 to 31-7812033 incl	
	55430-19	A,C	SEAT ASSEMBLY - Third (complete) aft facing, without ash tray and armrest (leather or fabric/vinyl)	1	31-7812034 to 31-7912124 incl	
	55430-29	A,C	SEAT ASSEMBLY - Third (complete) aft facing, without ash tray, with outboard armrest only (leather or fabric/vinyl)	1	31-8012001 and up	
	55430-22	A,C	SEAT ASSEMBLY - Third (complete) aft facing, without ash tray, with armrest (leather or fabric/vinyl)	1	31-7812034 to 31-7912124 incl	
	55430-31	A,C	SEAT ASSEMBLY - Third (complete) aft facing, without ash tray, with armrests (leather or fabric/vinyl)	1	31-8012001 and up	
	71823-04	A,C	SEAT ASSEMBLY - Third (complete) aft facing without ash tray, with armrests and integral shoulder harness (leather or fabric/vinyl)	1	31-8112001 and up	
	55430-05	A,C	SEAT ASSEMBLY - Fourth (complete) aft facing, without ash tray, with armrest (vinyl or leather)	1	31-7712001 to 31-7812033 incl	
	55430-13	A,C	SEAT ASSEMBLY - Fourth (complete) aft facing, without ash tray, with armrest (fabric/vinyl or fabric/leather)	1	31-7712001 to 31-7812033 incl	
	55430-18	A,C	SEAT ASSEMBLY - Fourth (complete) aft facing, without ash tray and armrest (leather or fabric/vinyl)	1	31-7812034 to 31-7912124 incl	
	55430-28	A,C	SEAT ASSEMBLY - Fourth (complete) aft facing, without ash tray, with outboard armrest only (leather or fabric/vinyl)	1	31-8012001 and up	
	55430-21	A,C	SEAT ASSEMBLY - Fourth (complete) aft facing, without ash tray, with armrest (leather or fabric/vinyl)	1	31-7812034 to 31-7912124 incl	
	55430-30	A,C	SEAT ASSEMBLY - Fourth (complete) aft facing, without ash tray, with armrests (leather or fabric/vinyl)	1	31-8012001 and up	
	71823-05	A,C	SEAT ASSEMBLY - Fourth (complete) aft facing, without ash tray, with armrests and integral shoulder harness (leather or fabric/vinyl)	1	31-8112001 and up	
	-3	55430-08	A,D	SEAT ASSEMBLY - Passenger (complete) left, with ash tray and armrest (vinyl or leather)	2	31-7712001 to 31-7812033 incl
		55430-16	A,D	SEAT ASSEMBLY - Passenger (complete) left, with ash tray and armrest (fabric/vinyl or fabric/leather)	2	31-7712001 to 31-7812033 incl
55430-26		A,D	SEAT ASSEMBLY - Passenger (complete) left, with ash tray and armrest (leather or fabric/vinyl)	2	31-7812034 to 31-7912124 incl	

When ordering, always specify Part Number, Description and Serial Number of Aircraft

PIPER PARTS CATALOG

Figure and Index Number	Part Number	Code	NOMENCLATURE	No. Req.	SERIAL NUMBERS AFFECTED
56-3	55430-09	A.D	SEAT ASSEMBLY - Passenger (complete) right, with ash tray and armrest (vinyl or leather)	2	31-7712001 to 31-7812033 incl
	55430-17	A.D	SEAT ASSEMBLY - Passenger (complete) right, with ash tray and armrest (fabric/vinyl or fabric/leather)	2	31-7712001 to 31-7812033 incl
	55430-27	A.D	SEAT ASSEMBLY - Passenger (complete) right, with ash tray and armrest (leather or fabric/vinyl)	2	31-7812034 to 31-7912124 incl
	55430-07	A.D	SEAT ASSEMBLY - Passenger (complete) left and right, with ash tray, without armrest (vinyl or leather)	4	31-7712001 to 31-7812033 incl
	55430-15	A.D	SEAT ASSEMBLY - Passenger (complete) left and right, with ash tray, without armrest (fabric/vinyl or fabric/leather)	4	31-7712001 to 31-7812033 incl
	55430-02	A.D	SEAT ASSEMBLY - Passenger (complete) left and right, without ash tray and armrest (vinyl or leather)	4	31-7712001 to 31-7812033 incl
	55430-10	A.D	SEAT ASSEMBLY - Passenger (complete) left and right, without ash tray and armrest (fabric/vinyl or fabric/leather)	4	31-7712001 to 31-7812033 incl
	55430-18	A.D	SEAT ASSEMBLY - Passenger (complete) left, without ash tray and armrest (leather or fabric/vinyl)	2	31-7812034 to 31-7912124 incl
	55430-28	A.D	SEAT ASSEMBLY - Passenger (complete) left, without ash tray with outboard armrest only (leather or fabric/vinyl)	1	31-8012001 and up
	55430-19	A.D	SEAT ASSEMBLY - Passenger (complete) right, without ash tray and armrest (leather or fabric/vinyl)	2	31-7812034 to 31-7912124 incl
	55430-29	A.D	SEAT ASSEMBLY - Passenger (complete) right, without ash tray, with outboard armrest only (leather or fabric/vinyl)	1	31-8012001 and up
	55430-04	A.D	SEAT ASSEMBLY - Passenger (complete) left, without ash tray, with armrest (vinyl or leather)	2	31-7712001 to 31-7812033 incl
	55430-05	A.D	SEAT ASSEMBLY - Passenger (complete) right, without ash tray, with armrest (vinyl or leather)	2	31-7712001 to 31-7812033 incl
	55430-12	A.D	SEAT ASSEMBLY - Passenger (complete) left, without ash tray, with armrest (fabric/vinyl or fabric/leather)	2	31-7712001 to 31-7812033 incl
	55430-13	A.D	SEAT ASSEMBLY - Passenger (complete) right, without ash tray, with armrest (fabric/vinyl or fabric/leather)	2	31-7712001 to 31-7812033 incl
	55430-21	A.D	SEAT ASSEMBLY - Passenger (complete) left, without ash tray, with armrest (leather or fabric/vinyl)	2	31-7812034 to 31-7912124 incl.
	55430-30	A.D	SEAT ASSEMBLY - Passenger (complete) left, without ash tray, with armrests (leather or fabric/vinyl)	1	31-8012001 and up
	55430-22	A.D	SEAT ASSEMBLY - Passenger (complete) right, without ash tray, with armrest (leather or fabric/vinyl)	2	31-7812034 to 31-7912124 incl
	55430-31	A.D	SEAT ASSEMBLY - Passenger (complete) right, without ash tray, with armrests (leather or fabric/vinyl)	1	31-8012001 and up

When ordering, always specify Part Number, Description and Serial Number of Aircraft

PIPER PARTS CATALOG

Figure and Index Number	Part Number	Code	NOMENCLATURE	No. Req.	SERIAL NUMBERS AFFECTED	
56-3	55430-24	A.D	SEAT ASSEMBLY - Passenger (complete) left, with ash tray, without armrest (leather or fabric/vinyl)	2	31-7812034 to 31-7912124 incl	
	55430-25	A.D	SEAT ASSEMBLY - Passenger (complete) right, with ash tray, without armrest (leather or fabric/vinyl)	2	31-7812034 to 31-7912124 incl	
	71823-02	A.D	SEAT ASSEMBLY - Passenger (complete) left, without ash tray, with armrests and integral shoulder harness (leather or fabric/vinyl)	2	31-8112001 and up	
	71823-03	A.D	SEAT ASSEMBLY - Passenger (complete) right, without ash tray, with armrests and integral shoulder harness (leather or fabric/vinyl)	2	31-8112001 and up	
-4	55430-03	A.E	SEAT ASSEMBLY - Seventh (complete) without ash tray and armrest (vinyl or leather)	1	31-7712001 to 31-7812033 incl	
	55430-06	A.E	SEAT ASSEMBLY - Seventh (complete) without ash tray, with armrest (vinyl or leather)	1	31-7712001 to 31-7812033 incl	
	55430-11	A.E	SEAT ASSEMBLY - Seventh (complete) without ash tray and armrest (fabric/vinyl or fabric/leather)	1	31-7712001 to 31-7812033 incl	
	55430-14	A.E	SEAT ASSEMBLY - Seventh (complete) without ash tray, with armrest (fabric/vinyl or fabric/leather)	1	31-7712001 to 31-7812033 incl	
	55430-20	A.E	SEAT ASSEMBLY - Seventh (complete) without ash tray and armrest (leather or fabric/vinyl)	1	31-7812034 and up	
	55430-23	A.E	SEAT ASSEMBLY - Seventh (complete) without ash tray, with armrest (leather or fabric/vinyl)	1	31-7812034 and up	
	71823-11	A.E	SEAT ASSEMBLY - Seventh (complete) without ash tray, with armrests and integral shoulder harness (leather or fabric/vinyl)	1	31-8112001 and up	
	-5	55431-02	A.M	SEAT ASSEMBLY - Eighth (complete) without ash tray and armrest (fabric/vinyl or fabric/leather)	1	31-7712001 to 31-7812033 incl
		55431-03	A.M	SEAT ASSEMBLY - Eighth (complete) without ash tray and armrest (vinyl or leather)	1	31-7712001 to 31-7812033 incl
55431-04		A.M	SEAT ASSEMBLY - Eighth (complete) without ash tray and armrest (fabric/vinyl or fabric/leather)	1	31-7812034 and up	
71823-10		A.N	SEAT ASSEMBLY - Eighth (complete) without ash tray, with armrests (leather or fabric/vinyl)	1	31-8112001 and up	
-6	55627-02	A.F	SEAT ASSEMBLY - Toilet (complete)(fabric/vinyl or fabric/leather)	1	31-7712053 to 31-7812033 incl	
	55627-03	A.F	SEAT ASSEMBLY - Toilet (complete)(vinyl or leather)	1	31-7712053 to 31-7812033 incl	
	55627-05	A.F	SEAT ASSEMBLY - Toilet (complete)(leather or fabric/vinyl)	1	31-7812034 and up	
-7	55306-06		CABINET ASSEMBLY - Thermos storage, forward	1	31-7712001 to 31-7712103 incl	
	554 478		CABINET ASSEMBLY - Thermos storage, forward (8317-200)	1	31-7812001 to 31-7812033 incl	
	55306-10		CABINET ASSEMBLY - Thermos storage, forward	1	31-7812034 to 31-7812129 incl	
	653 056		CABINET ASSEMBLY - Thermos storage, forward(PS50135-22)	1	31-7912001 and up	

When ordering, always specify Part Number, Description and Serial Number of Aircraft

PIPER PARTS CATALOG

Figure and Index Number	Part Number	Code	Nomenclature	No. Req.	Serial Numbers Affected
56-7a	758 578		* BULB - Aisle light (24PSB5)	1	
-7b	587 788		* SWITCH - Aisle light (round with 4 terminals)	1	
	764 814	P	* SWITCH - Aisle light (with lens)	1	
	761 297	P	* LENS - Aisle light switch (.59 H. x .84 L.)	1	
	472 028	P	* BULB - Aisle light switch (PS10008-327)	2	
-8	55306-07		CABINET ASSEMBLY - JEPP Airways Manual Storage	1	31-7712001 to 31-7712103 incl.
	554 477	H	CABINET ASSEMBLY - JEPP Airways Manual Storage	1	31-7812001 to 31-7812033 incl.
	554 480	J	CABINET ASSEMBLY - JEPP Airways Manual Storage	1	31-7812001 to 31-7812033 incl.
	55306-12	H	CABINET ASSEMBLY - JEPP Airways Manual Storage	1	31-7812034 to 31-7812129 incl.
	653 058	J	CABINET ASSEMBLY - JEPP Airways Manual Storage (PS50135-24)	1	31-7812034 and up
	454 309	H	CABINET ASSEMBLY - JEPP Airways Manual Storage	1	31-7912001 to 31-7912124 incl.
	653 057		CABINET ASSEMBLY - JEPP Airways Manual Storage (PS50135-23)	1	31-8012001 and up
-8a	758 578		* BULB - Aisle light	1	
-9	580 838		DIVIDER - Thermos and JEPP Airways Manual Storage Cabinet (PS50135-21)	2	
-10	477 712		NUT - Anchor (21-40310-17)	2	
-11	55348-04		PANEL - Divider, forward, left	1	31-7712001 to 31-7812033 incl.
	456 822		PANEL - Divider, forward, left (PS50135-13)	1	31-7812034 and up
	55348-05		PANEL - Divider, forward, right	1	31-7712001 to 31-7812033 incl.
	456 823		PANEL - Divider, forward, right (PS50135-14)	1	31-7812034 and up
-12	55310-02		PANEL - Divider, forward, left	1	31-7712001 to 31-7812033 incl.
	456 824		PANEL - Divider, forward, left (PS50135-15)	1	31-7812034 and up
	55310-03		PANEL - Divider, forward, right	1	31-7712001 to 31-7812033 incl.
	456 825		PANEL - Divider, forward, right (PS50135-16)	1	31-7812034 and up
-13	55346-04		PANEL - Divider, forward, left	1	31-7712001 to 31-7712103 incl.
	579 493		PANEL - Divider, forward, left	1	31-7812001 to 31-7812033 incl.
	55346-06		PANEL - Divider, forward, left	1	31-7812034 to 31-7812129 incl.
	456 826		PANEL - Divider, forward, left (PS50135-17)	1	31-7912001 and up
	55346-05		PANEL - Divider, forward, right	1	31-7712001 to 31-7712103 incl.
	579 494		PANEL - Divider, forward, right	1	31-7812001 to 31-7812033 incl.
	55346-07		PANEL - Divider, forward, right	1	31-7812034 to 31-7812129 incl.
	456 827		PANEL - Divider, forward, right (PS50135-18)	1	31-7912001 and up
-14	653 060		CARRIER - Thermos (PS50135-26)		
-15	55309-03		CABINET - Storage	1	31-7712001 to 31-7712103 incl.
	554 479		CABINET - Storage	1	31-7812001 to 31-7812033 incl.
	653 059		CABINET - Storage (PS50135-25)	1	31-7812034 and up
-16	55302-05		TABLE ASSEMBLY - Folding (with no map)	2	31-7712001 to 31-7712103 incl.
	488 085		TABLE ASSEMBLY - Folding (with no map)	2	31-7812001 to 31-7812033 incl.
	49227-06		TABLE ASSEMBLY - Folding (with no map)	2	31-7812034 to 31-7912124 incl.
	488 112	L	TABLE ASSEMBLY - Folding (with no map) (PS50135-10)	2	31-8012001 and up
	488 115	K	TABLE ASSEMBLY - Folding (with no map) (PS50135-28)	2	31-8012001 to 31-8212036 incl.
	488 126	K	TABLE ASSEMBLY - Folding (with no map) (PS50135-33)	2	31-8012001 to 31-8212036 incl.
	488 145	K	TABLE ASSEMBLY - Folding (with no map / with storage compartment) (PS50135-35)	2	31-8312001 and up
	55302-06		TABLE ASSEMBLY - Folding (with U.S. map)	2	31-7712001 to 31-7712103 incl.
	488 086		TABLE ASSEMBLY - Folding (with U.S. map)	2	31-7812001 to 31-7812033 incl.
	49227-07		TABLE ASSEMBLY - Folding (with U.S. map)	2	31-7812034 to 31-7912124 incl.
	488 113	L	TABLE ASSEMBLY - Folding (with U.S. map) (PS50135-11)	2	31-8012001 and up
	488 116	K	TABLE ASSEMBLY - Folding (with U.S. map) (PS50135-29)	2	31-8012001 to 31-8212036 incl.
	488 125	K	TABLE ASSEMBLY - Folding (with U.S. map) (PS50135-32)	2	31-8012001 to 31-8212036 incl.
	488 144	K	TABLE ASSEMBLY - Folding (with U.S. map / with storage compartment) (PS50135-34)	2	31-8312001 and up
	55302-07		TABLE ASSEMBLY - Folding (with World map)	2	31-7712001 to 31-7712103 incl.
	488 087		TABLE ASSEMBLY - Folding (with World map)	2	31-7812001 to 31-7812033 incl.
-16a	47386-00		CLIP - Folding table retainer	2	
-16b	55996-02		BRACKET - Folding table retainer	2	
-16c	71423-02		BRACKET - Table attachment	1	

When ordering, always specify Part Number, Description, and Serial Number of Aircraft

PIPER PARTS CATALOG

Figure and Index Number	Part Number	Code	NOMENCLATURE	No Req.	SERIAL NUMBERS AFFECTED
56-17	55304-03		HOLDER ASSEMBLY - Cup	4	31-7712001 to 31-7812033 incl
-18	55307-03		CABINET ASSEMBLY - Aft refreshment	1	31-7712001 to 31-7712103 incl
	554 475		CABINET ASSEMBLY - Aft refreshment	1	31-7812001 to 31-7812033 incl
	653 054		CABINET ASSEMBLY - Aft refreshment (PS50135-9)	1	31-7812034 and up
-18a	467 488		* INVERTER - Razor outlet (60-2526-3) Grimes	1	
	467 500		* INVERTER - Razor outlet (R-INV) Whelen	1	
-18b	762 355	Q	* SWITCH - Razor outlet (less lens)	1	
	755 297	Q	* HOUSING - Razor outlet switch	1	
	761 225	Q	* LENS - Razor outlet switch (75 square)	1	
	472 047	Q	* BULB - Razor outlet switch (PS10008-335)	1	
	764 814	P	* SWITCH - Razor outlet (with lens)	1	
	761 297	P	* LENS - Razor outlet switch (59 H x .84 L.)	1	
	472 028	P	* BULB - Razor outlet switch (PS10008-327)	2	
	764 823	R	* SWITCH - Razor outlet (less lens)	1	
	761 298	R	* LENS - Razor outlet switch (69 H x 1 06 L.)	1	
	472 200	R	* BULB - Razor outlet switch (PS10008-85)	1	
-18c	758 578		* BULB - Aisle light (24PSB5)	1	
-18d	762 510		* OUTLET - Razor	1	
-19	553 228		BOTTLE - Vacuum (730)	1	
-20	55305-03		PANEL ASSEMBLY - Rear refreshment	1	31-7712001 to 31-7712103 incl
	479 492		PANEL ASSEMBLY - Rear refreshment	1	31-7812001 to 31-7812033 incl
	55305-05		PANEL ASSEMBLY - Rear refreshment	1	31-7812034 to 31-7812129 incl
	653 055		PANEL ASSEMBLY - Rear refreshment (PS50135-12)	1	31-7912001 and up
-20a	753 091	S	* UNIT - Coffee (MAPCO #306-146B)	1	
	764 656	S	* UNIT - Coffee (PREPCO #80037-2)	1	
-20b	754 797	T	* * ELEMENT - Heating, coffee unit	1	
-20c	764 825		* * SPIGOT - Coffee unit (#275)	1	
-20d	764 829	T	* * STOPPER - Coffee unit	1	
-20e	762 355	Q	* SWITCH - Coffee unit (less lens)	1	
	755 297	Q	* HOUSING - Coffee unit switch	1	
	761 225	Q	* LENS - Coffee unit switch (75 square)	1	
	472 047	Q	* BULB - Coffee unit switch (PS10008-335)	1	
	764 814	P	* SWITCH - Coffee unit (with lens)	1	
	761 297	P	* LENS - Coffee unit switch (59 H x 84 L)	1	
	472 028	P	* BULB - Coffee unit switch (PS10008-327)	2	
	764 823	R	* SWITCH - Coffee unit (less lens)	1	
	761 298	R	* LENS - Coffee unit switch (69 H x 1 06 L)	1	
	472 200	R	* BULB - Coffee unit switch (PS10008-85)	1	
-20f	758 578		* BULB - Aisle light	1	
-21	456 828		PANEL ASSEMBLY - Rear divider (PS50135-27)	1	
-22	80468-02		PLACARD - Table storage	1	
-23	754 785		LIGHTER ASSEMBLY - (24 volt) (less housing)	2	31-7712001 to 31-7712073 incl
	572 553		LIGHTER ASSEMBLY - (28 volt) (with housing)	2	31-7712074 to 31-8212036 incl
-24	565 608		HOUSING - Lighter (207410)	2	31-7712001 to 31-7712073 incl
-25	53688-06	A	CURTAIN ASSEMBLY - Cabin divider, forward, left	1	
	53668-07	A	CURTAIN ASSEMBLY - Cabin divider, forward, right	1	
-26	55421-02	A	CURTAIN ASSEMBLY - Divider, forward	1	
-27		G	TOILET INSTALLATION - Side facing	1	
-28	553 228		PITCHER - Thermos (1 qt)	2	
-29	53367-06	A	CURTAIN ASSEMBLY - Aft cabin, left	1	
	53367-07	A	CURTAIN ASSEMBLY - Aft cabin, right	1	
-30	55410-03		TRACK - Curtain, aft cabin	1	

When ordering, always specify Part Number, Description and Serial Number of Aircraft

GRIDS 2C19 THRU 2C24
INTENTIONALLY LEFT BLANK

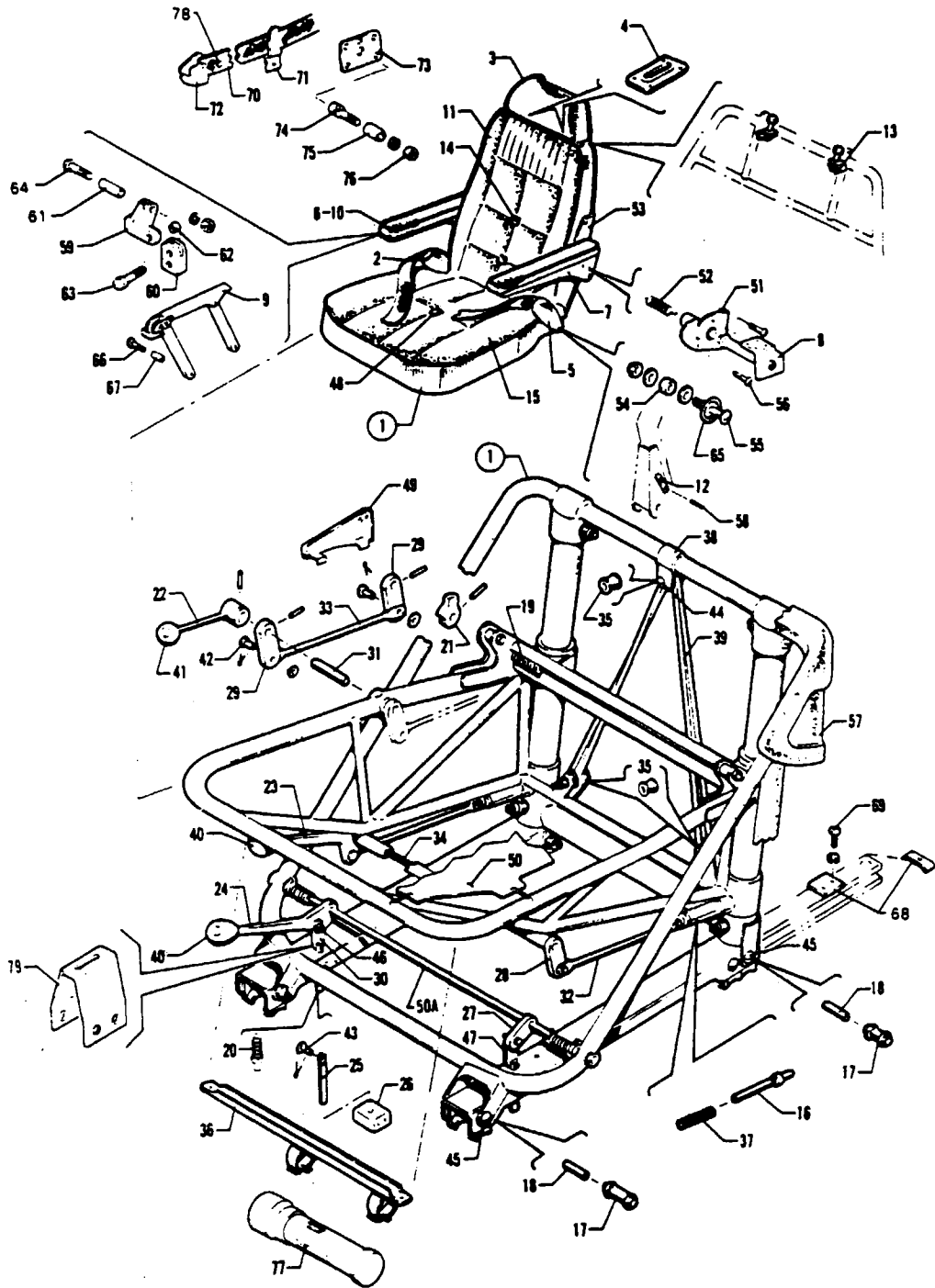


Figure 56A Crew Seats Installation
Serial Nos 31-5 to 31-7612110 inclusive

REVISED SEPTEMBER 1978

PA-31-300
PA-31-310
PA-31-325

PIPER PARTS CATALOG

CODE EXPLANATIONS FOR FIGURE 56A

- A - When ordering, specify color gold, gold and red, gold and green or gold and blue.
- B - Serial number of aircraft must be supplied when ordering this part.
- C - Used if dual pivot mechanism allows armrest to be stored behind seat back.
- D - When ordering, specify color red, blue, black, gold or rawhide.
- E - When ordering, specify color red, blue, gold or rawhide.
- F - Used if single pivot mechanism allows armrest storage beside seat back.
- G - When ordering, specify color red, blue, black or gold.
- H - Not used if shoulder harness is installed.
- J - When ordering, specify color gold, red, green or blue.
- K - See Figure 128 if oxygen mask container box incorporates a flashlight clip.
- L - Used if seat plunger spring, Item 20, is installed.
- M - Used if seat plunger spring, Item 20, is not installed.

PIPER PARTS CATALOG

Figure and Index Number	Part Number	Code	NOMENCLATURE	No. Req.	SERIAL NUMBERS AFFECTED
56A-5	25598-04		SHROUD ASSEMBLY - Safety belt fitting, vinyl, gold	2	31-5 to 31-353 inclusive
	43229-22	G	SHROUD ASSEMBLY - Safety belt fitting, vinyl	2	31-354 to 31-900 inclusive
-6	43229-20		SHROUD ASSEMBLY - Safety belt fitting, vinyl, rawhyde	2	31-752 to 31-900 inclusive
	53134-00	B	SHROUD ASSEMBLY - Safety belt fitting	2	31-7300901 and up
	42285-00		ARMREST ASSEMBLY - Left, vinyl, gold (complete)	1	31-5 to 31-353 inclusive
	44041-00	F	ARMREST ASSEMBLY - Left, leather and fabric, red (complete)	1	31-354 to 31-900 inclusive
	44041-02	F	ARMREST ASSEMBLY - Left, leather and fabric, blue (complete)	1	31-354 to 31-900 inclusive
	44041-04	F	ARMREST ASSEMBLY - Left, leather and fabric, black (complete)	1	31-354 to 31-751 inclusive
	44041-06	F	ARMREST ASSEMBLY - Left, leather and fabric, gold (complete)	1	31-354 to 31-900 inclusive
	44041-12	F	ARMREST ASSEMBLY - Left, leather and fabric, rawhyde (complete)	1	31-752 to 31-900 inclusive
	44041-14	D,F	ARMREST ASSEMBLY - Left, leather (complete)	1	31-752 to 31-900 inclusive
	46212-02	C	ARMREST ASSEMBLY - Left, fabric, red (complete)	1	31-752 to 31-900 inclusive
	46212-03	C	ARMREST ASSEMBLY - Left, fabric, blue/green (complete)	1	31-752 to 31-900 inclusive
	46212-05	C	ARMREST ASSEMBLY - Left, fabric, gold (complete)	1	31-752 to 31-900 inclusive
	46212-34	C	ARMREST ASSEMBLY - Left, fabric, old gold (complete)	1	31-752 to 31-900 inclusive
	46212-06	C	ARMREST ASSEMBLY - Left, leather, black (complete)	1	31-752 to 31-900 inclusive
	46212-07	C	ARMREST ASSEMBLY - Left, leather, red (complete)	1	31-752 to 31-900 inclusive
	46212-08	C	ARMREST ASSEMBLY - Left, leather, blue (complete)	1	31-752 to 31-900 inclusive
	46212-09	C	ARMREST ASSEMBLY - Left, leather, gold (complete)	1	31-752 to 31-900 inclusive
	46212-25	C	ARMREST ASSEMBLY - Left, leather, rawhyde (complete)	1	31-752 to 31-900 inclusive
	53260-02	B	ARMREST ASSEMBLY - Left (complete)	1	31-7300901 and up
	42285-01		ARMREST ASSEMBLY - Right, vinyl, gold (complete)	1	31-5 to 31-353 inclusive
	44041-01	F	ARMREST ASSEMBLY - Right, leather and fabric, red (complete)	1	31-354 to 31-900 inclusive
	44041-03	F	ARMREST ASSEMBLY - Right, leather and fabric, blue (complete)	1	31-354 to 31-900 inclusive
	44041-05	F	ARMREST ASSEMBLY - Right, leather and fabric, black (complete)	1	31-354 to 31-751 inclusive
	44041-07	F	ARMREST ASSEMBLY - Right, leather and fabric, gold (complete)	1	31-354 to 31-900 inclusive
	44041-11	F	ARMREST ASSEMBLY - Right, leather and fabric, rawhyde (complete)	1	31-752 to 31-900 inclusive
	44041-13	D,F	ARMREST ASSEMBLY - Right, leather (complete)	1	31-752 to 31-900 inclusive
	46212-10	C	ARMREST ASSEMBLY - Right, fabric, red (complete)	1	31-752 to 31-900 inclusive
	46212-11	C	ARMREST ASSEMBLY - Right, fabric, blue/green (complete)	1	31-752 to 31-900 inclusive
46212-13	C	ARMREST ASSEMBLY - Right, fabric, gold (complete)	1	31-752 to 31-900 inclusive	
46212-35	C	ARMREST ASSEMBLY - Right, fabric, old gold (complete)	1	31-752 to 31-900 inclusive	
46212-14	C	ARMREST ASSEMBLY - Right, leather, black (complete)	1	31-752 to 31-900 inclusive	
46212-15	C	ARMREST ASSEMBLY - Right, leather, red (complete)	1	31-752 to 31-900 inclusive	
46212-16	C	ARMREST ASSEMBLY - Right, leather, blue (complete)	1	31-752 to 31-900 inclusive	
46212-17	C	ARMREST ASSEMBLY - Right, leather, gold (complete)	1	31-752 to 31-900 inclusive	
46212-33	C	ARMREST ASSEMBLY - Right, leather, rawhyde (complete)	1	31-752 to 31-900 inclusive	
53260-02	B	ARMREST ASSEMBLY - Right (complete)	1	31-7300901 and up	
-7	42927-00	F	PLATE ASSEMBLY - Armrest mounting, left	1	31-5 to 31-353 inclusive
	42927-02	F	PLATE ASSEMBLY - Armrest mounting, left	1	31-354 to 31-900 inclusive
	42927-01	F	PLATE ASSEMBLY - Armrest mounting, right	1	31-5 to 31-353 inclusive
	42927-03	F	PLATE ASSEMBLY - Armrest mounting, right	1	31-354 to 31-900 inclusive

When ordering, always specify Part Number, Description and Serial Number of Aircraft

PIPER PARTS CATALOG

Figure and Index Number	Part Number	Code	NOMENCLATURE	No. Req.	SERIAL NUMBERS AFFECTED
56A-8	42915-00	F	SLIDE ASSEMBLY - Armrest attachment, left	1	31-5 to 31-900 inclusive
	42915-01	F	SLIDE ASSEMBLY - Armrest attachment, right	1	31-5 to 31-900 inclusive
-9	52904-02		SUPPORT ASSEMBLY - Armrest	1	31-7300901 and up
-10	42885-00		ARMREST ASSEMBLY - Left, vinyl, gold	1	31-5 to 31-353 inclusive
	44038-00	C	ARMREST ASSEMBLY - Left, leather and fabric, red	1	31-354 to 31-900 inclusive
	44038-02	C	ARMREST ASSEMBLY - Left, leather and fabric, blue	1	31-354 to 31-900 inclusive
	44038-04	C	ARMREST ASSEMBLY - Left, leather and fabric, black	1	31-354 to 31-751 inclusive
	44038-06	C	ARMREST ASSEMBLY - Left, leather and fabric, gold	1	31-354 to 31-900 inclusive
	44038-20	C	ARMREST ASSEMBLY - Left, leather and fabric, rawhyde	1	31-752 to 31-900 inclusive
	44038-22	B,C	ARMREST ASSEMBLY - Left, leather	1	31-752 to 31-900 inclusive
	47833-00	A	ARMREST ASSEMBLY - Left, fabric, red	1	31-752 to 31-900 inclusive
	47833-02	A	ARMREST ASSEMBLY - Left, fabric, blue/green	1	31-752 to 31-900 inclusive
	47833-06	A	ARMREST ASSEMBLY - Left, fabric, gold	1	31-752 to 31-900 inclusive
	47833-130	A	ARMREST ASSEMBLY - Left, fabric, old gold	1	31-752 to 31-900 inclusive
	47833-08	A	ARMREST ASSEMBLY - Left, leather, black	1	31-752 to 31-900 inclusive
	47833-10	A	ARMREST ASSEMBLY - Left, leather, red	1	31-752 to 31-900 inclusive
	47833-12	A	ARMREST ASSEMBLY - Left, leather, blue	1	31-752 to 31-900 inclusive
	47833-14	A	ARMREST ASSEMBLY - Left, leather, gold	1	31-752 to 31-900 inclusive
	47833-30	A	ARMREST ASSEMBLY - Left, leather, rawhyde	1	31-752 to 31-900 inclusive
	42885-01		ARMREST ASSEMBLY - Right, vinyl, gold	1	31-5 to 31-353 inclusive
	44038-01	C	ARMREST ASSEMBLY - Right, leather and fabric, red	1	31-354 to 31-900 inclusive
	44038-03	C	ARMREST ASSEMBLY - Right, leather and fabric, blue	1	31-354 to 31-900 inclusive
	44038-05	C	ARMREST ASSEMBLY - Right, leather and fabric, black	1	31-354 to 31-751 inclusive
	44038-07	C	ARMREST ASSEMBLY - Right, leather and fabric, gold	1	31-354 to 31-900 inclusive
	44038-21	C	ARMREST ASSEMBLY - Right, leather and fabric, rawhyde	1	31-752 to 31-900 inclusive
	44038-23	B,C	ARMREST ASSEMBLY - Right, leather	1	31-752 to 31-900 inclusive
	47833-01	A	ARMREST ASSEMBLY - Right, fabric, red	1	31-752 to 31-900 inclusive
	47833-03	A	ARMREST ASSEMBLY - Right, fabric, blue/green	1	31-752 to 31-900 inclusive
	47833-07	A	ARMREST ASSEMBLY - Right, fabric, gold	1	31-752 to 31-900 inclusive
	47833-131	A	ARMREST ASSEMBLY - Right, fabric, old gold	1	31-752 to 31-900 inclusive
	47833-09	A	ARMREST ASSEMBLY - Right, leather, black	1	31-752 to 31-900 inclusive
	47833-11	A	ARMREST ASSEMBLY - Right, leather, red	1	31-752 to 31-900 inclusive
	47833-13	A	ARMREST ASSEMBLY - Right, leather, blue	1	31-752 to 31-900 inclusive
	47833-15	A	ARMREST ASSEMBLY - Right, leather, gold	1	31-752 to 31-900 inclusive
	47833-31	A	ARMREST ASSEMBLY - Right, leather, rawhyde	1	31-752 to 31-900 inclusive
	53249-03	D	PAD ASSEMBLY - Armrest	1	31-7300901 and up
-11	42296-00	A	CUSHION ASSEMBLY - Crew seat back, leather trim	1	31-5 to 31-353 inclusive
	42296-15	A	CUSHION ASSEMBLY - Crew seat back, vinyl trim	1	31-5 to 31-353 inclusive
	44054-02	F	CUSHION ASSEMBLY - Crew seat back, leather and fabric, red	1	31-354 to 31-900 inclusive
	44054-15	F	CUSHION ASSEMBLY - Crew seat back, leather and fabric, blue	1	31-354 to 31-900 inclusive
	44054-24	F	CUSHION ASSEMBLY - Crew seat back, leather and fabric, black	1	31-354 to 31-751 inclusive
	44054-33	F	CUSHION ASSEMBLY - Crew seat back, leather and fabric, gold	1	31-354 to 31-900 inclusive
	44054-42	F	CUSHION ASSEMBLY - Crew seat back, leather and fabric, rawhyde	1	31-752 to 31-900 inclusive
	44054-53	D,F	CUSHION ASSEMBLY - Crew seat back, leather	1	31-752 to 31-900 inclusive
	44054-43	C,E	CUSHION ASSEMBLY - Crew seat back, leather and fabric	1	31-752 to 31-900 inclusive
	44054-58	C,D	CUSHION ASSEMBLY - Crew seat back, leather	1	31-752 to 31-900 inclusive
	53474-00	B	CUSHION ASSEMBLY - Crew seat back	1	31-7300901 and up
-12	43088-00		STUD - Special	2	
-13	554 842		CLIP - Headrest catch (C25343-017-24)	2	31-5 to 31-900 inclusive
-14	42271-00	J	BUTTON ASSEMBLY - Seat trim	1	31-5 to 31-353 inclusive

When ordering, always specify Part Number, Description and Serial Number of Aircraft

PIPER PARTS CATALOG

Figure and Index Number	Part Number	Code	NOMENCLATURE	No. Req.	SERIAL NUMBERS AFFECTED
56A-15	42280-00	A	CUSHION ASSEMBLY - Crew seat bottom, left, leather trim	1	31-5 to 31-353 inclusive
	42280-10	A	CUSHION ASSEMBLY - Crew seat bottom, left, vinyl trim	1	31-5 to 31-353 inclusive
	44082-00		CUSHION ASSEMBLY - Crew seat bottom, left, leather and fabric, red	1	31-354 to 31-900 inclusive
	44082-10		CUSHION ASSEMBLY - Crew seat bottom, left, leather and fabric, blue	1	31-354 to 31-900 inclusive
	44082-12		CUSHION ASSEMBLY - Crew seat bottom, left, leather and fabric, black	1	31-354 to 31-751 inclusive
	44082-14		CUSHION ASSEMBLY - Crew seat bottom, left, leather and fabric, gold	1	31-354 to 31-900 inclusive
	44082-36		CUSHION ASSEMBLY - Crew seat bottom, left, leather and fabric, rawhide	1	31-752 to 31-900 inclusive
	44082-38	D	CUSHION ASSEMBLY - Crew seat bottom, left, leather	1	31-752 to 31-900 inclusive
	53487-00	B	CUSHION ASSEMBLY - Crew seat bottom, left	1	31-7300901 and up
	42280-01	A	CUSHION ASSEMBLY - Crew seat bottom, right, leather trim	1	31-5 to 31-353 inclusive
	42280-11	A	CUSHION ASSEMBLY - Crew seat bottom, right, vinyl trim	1	31-5 to 31-353 inclusive
	44082-01		CUSHION ASSEMBLY - Crew seat bottom, right, leather and fabric, red	1	31-354 to 31-900 inclusive
	44082-11		CUSHION ASSEMBLY - Crew seat bottom, right, leather and fabric, blue	1	31-354 to 31-900 inclusive
	44082-13		CUSHION ASSEMBLY - Crew seat bottom, right, leather and fabric, black	1	31-354 to 31-751 inclusive
	44082-15		CUSHION ASSEMBLY - Crew seat bottom, right, leather and fabric, gold	1	31-354 to 31-900 inclusive
	44082-37		CUSHION ASSEMBLY - Crew seat bottom, right, leather and fabric, rawhide	1	31-752 to 31-900 inclusive
	44082-39	D	CUSHION ASSEMBLY - Crew seat bottom, right, leather	1	31-752 to 31-900 inclusive
	53487-01	B	CUSHION ASSEMBLY - Crew seat bottom, right	1	
-16	12073-03		PLUNGER ASSEMBLY - Seat bottom	2	
-17	18968-00		ROLLER - Seat	4	
-18	41413-38		BUSHING - Seat roller	4	
-19	19336-00		SPRING - Seat bottom, outboard	2	
	19336-01		SPRING - Seat bottom, inboard	2	
-20	83302-61		SPRING - Seat plunger	2	
-21	43097-00		CAM - Reclining seat	2	
-22	25285-00		LEVER ASSEMBLY - Seat back adjustment	1	31-5 to 31-353 inclusive
	32380-00		HANDLE - Seat recliner	1	31-354 and up
-23	41691-00		LEVER - Seat position	1	
-24	41694-00		LEVER - Seat track latch, left	1	
	41694-01		LEVER - Seat track latch, right	1	
-25	41690-00	M	PLUNGER - Seat latch (1/4" diameter)	2	
	47678-00	M	PLUNGER - Seat latch (3/8" diameter)	2	
	53899-00	L	PLUNGER - Seat latch	2	
-26	41695-00	M	GUIDE - Seat latch (1/4" plunger hole)	2	
	41695-02	M	GUIDE - Seat latch (3/8" plunger hole)	2	
	53900-00	L	GUIDE ASSEMBLY - Seat latch	2	
-27	41698-02		LINK - Seat mechanism	1	
-28	41698-03		LINK - Seat mechanism	1	
-29	41698-04		LINK - Seat mechanism	2	
-30	60054-36		LINK - Seat mechanism (2.50" L)	1	
	60054-43		LINK - Seat mechanism (2.31" L)	1	

When ordering, always specify Part Number, Description and Serial Number of Aircraft

PIPER PARTS CATALOG

Figure and Index Number	Part Number	Code	NOMENCLATURE	No. Req.	SERIAL NUMBERS AFFECTED
56A-31	41965-00		TUBE - Seat handle attachment, left	1	
	41965-01		TUBE - Seat handle attachment, right	1	
-32	41693-02		TUBE - Seat position mechanism	2	
-33	41693-03		TUBE - Seat position mechanism	1	
-34	41968-00		TUBE - Seat mechanism	1	
-35	41699-00		PULLEY - Seat position mechanism	3	
-36	41700-00	K	BRACKET ASSEMBLY - Flashlight, right	1	31-5 to 31-900 inclusive
-37	50111-00		SPRING - Seat plunger	2	
-38	80002-84		CLAMP - Pulley	1	
-39	31322-09		RING - Shock cord	1	
-40	471 065		KNOB - Seat handle (187-1 3/8" x 1") black	2	
-41	571 091		KNOB - Seat handle (225)	1	31-5 to 31-353 inclusive
-42	424 143		PIN - (AN392-13)	5	
	407 562		WASHER - (AN960-6)	5	
	424 051		COTTER PIN - (AN380-2-2)	5	
-43	424 142		PIN - (AN392-11)	4	
	407 562		WASHER - (AN960-6)	4	
	424 051		COTTER PIN - (AN380-2-2)	4	
-44	400 867		BOLT - (AN23-15A)	3	
	407 564		WASHER - (AN960-10)	3	
	477 707		NUT - (26C-02)	3	
-45	400 919		BOLT - (AN24-29A)	4	
	477 708		NUT - (26C-048)	4	
-46	424 143		PIN - (AN392-13)	1	
	81342-64		WASHER - Seat stop	1	
	407 562		WASHER - (AN960-6)	1	
	424 051		COTTER PIN - (AN380-2-2)	1	
-47	43538-00		LINK - Seat mechanism (2 50" L)	1	
	60054-43		LINK - Seat mechanism (2 31" L)	1	
-48	42271-00	J	BUTTON ASSEMBLY - Seat trim	1	31-5 to 31-353 inclusive
-49	53071-00		BRACKET ASSEMBLY - Armrest attachment, left	1	31-7300901 and up
	53071-01		BRACKET ASSEMBLY - Armrest attachment, right	1	31-7300901 and up
-50	587 600		SUSPENSION - Elastaseat (P-151)	1	
	41722-10		NETTING - Nylon	1	
-50a	41980-00		TUBE - Seat latch mechanism	1	
-51	42723-00		BRACKET ASSEMBLY - Armrest mounting guide, left	1	31-5 to 31-751 inclusive
	42723-01		BRACKET ASSEMBLY - Armrest mounting guide, right	1	31-5 to 31-751 inclusive
-52	42715-00		SPRING - Armrest retraction (487 489)	1	31-5 to 31-751 inclusive
-53	42299-00		RACK ASSEMBLY - Seat back storage, leather, gold	1	31-5 to 31-353 inclusive
	42299-04		RACK ASSEMBLY - Seat back storage, vinyl, gold	1	31-5 to 31-353 inclusive
	44043-00	F	RACK ASSEMBLY - Seat back storage, leather, red	1	31-354 to 31-900 inclusive
	44043-03	F	RACK ASSEMBLY - Seat back storage, leather, blue	1	31-354 to 31-900 inclusive
	44043-05	F	RACK ASSEMBLY - Seat back storage, leather, black	1	31-354 to 31-900 inclusive
	44043-07	F	RACK ASSEMBLY - Seat back storage, leather, gold	1	31-354 to 31-900 inclusive
	44043-09	F	RACK ASSEMBLY - Seat back storage, leather, rawhide	1	31-752 to 31-900 inclusive
-54	41413-26		BUSHING - Seat back hinge	2	
-55	400 919		BOLT - (AN24-29A)	2	
	407 565		WASHER - (AN960-416)	4	
	477 709		NUT - Chrome (26C-048)	2	
-56	416 799		SCREW - (MS24693-S276) Nickel	6	31-5 to 31-751 inclusive
-57	43000-00		COVER - Crew seat bottom, beige	1	31-5 to 31-353 inclusive
	43000-02		COVER - Crew seat bottom, red	1	31-354 to 31-900 inclusive
	43000-03		COVER - Crew seat bottom, blue	1	31-354 to 31-900 inclusive
	43000-05		COVER - Crew seat bottom, black	1	31-354 to 31-900 inclusive
	43000-04		COVER - Crew seat bottom, beige	1	31-354 to 31-900 inclusive
	43000-08		COVER - Crew seat bottom, rawhide	1	31-752 to 31-900 inclusive
	53251-11	B	COVER - Crew seat bottom	1	31-7300901 and up

When ordering, always specify Part Number, Description and Serial Number of Aircraft

PIPER PARTS CATALOG

Figure and Index Number	Part Number	Code	NOMENCLATURE	No. Req.	SERIAL NUMBERS AFFECTED
56A-58	480 683		PIN - Roll (59-028-125-0687)	2	
-59	47194-01	C	BRACKET ASSEMBLY - Armrest pivot, left	1	31-752 and up
	47194-00	C	BRACKET ASSEMBLY - Armrest pivot, right	1	31-752 and up
-60	47193-03	C	BRACKET - Armrest pivot, left	1	31-752 and up
	47193-02	C	BRACKET - Armrest pivot, right	1	31-752 and up
-61	49982-02	C	BUSHING - Armrest pivot	2	31-752 and up
-62	49982-12	C	BUSHING - Armrest pivot	2	31-752 and up
-63	401 273	C	BOLT - (AN3-14A)	4	31-752 and up
-64	400 872	C	BOLT - (AN23-21A) Nickel	2	31-752 and up
	407 564	C	WASHER - (AN960-10)	2	31-752 and up
	477 707	C	NUT - (26C-02) Chrome	2	31-752 and up
-65	44114-00		WASHER - Seat trim	2	
-66	400 907		BOLT - (AN24-17A)	4	31-7300901 and up
-67	80012-116		BUSHING - Armrest support	4	31-7300901 and up
-68	43776-00		STOP - Seat (2 Holes)	4	
	52543-00		STOP - Seat (1 Hole)	4	
-69	415 521		SCREW - (MS35206-231)	4	
	407 041		WASHER - (MS35338-41)	4	
-70	44782-02		HARNES ASSEMBLY - Shoulder, inertia reel, crew, black	2	
	43813-05		HARNES ASSEMBLY - Shoulder, crew, blue	2	
	43813-04		HARNES ASSEMBLY - Shoulder, crew, black	2	
	43813-03		HARNES ASSEMBLY - Shoulder, crew, fawn	2	
-71	44512-00		CLIP - Shoulder harness retainer	2	
-72	44514-00		CATCH - Shoulder harness retainer, left	1	
	44514-01		CATCH - Shoulder harness retainer, right	1	
-73	494 338		WEDJIT ASSEMBLY - (285307)	2	
-74	487 712		STUD - (295480-3-4)	2	
-75	41413-26		BUSHING - Shoulder harness	2	
-76	477 708		NUT - Cap (26C-048)	2	
	407 565		WASHER - (AN960-416)	2	
-77	480 928		FLASHLIGHT - (2D Cell)	1	
-78	487 560		STUD - (XX-10369-12)	2	
-79	55842-02		BRACKET - Seat frame	2	

When ordering, always specify Part Number, Description and Serial Number of Aircraft

PIPER PARTS CATALOG

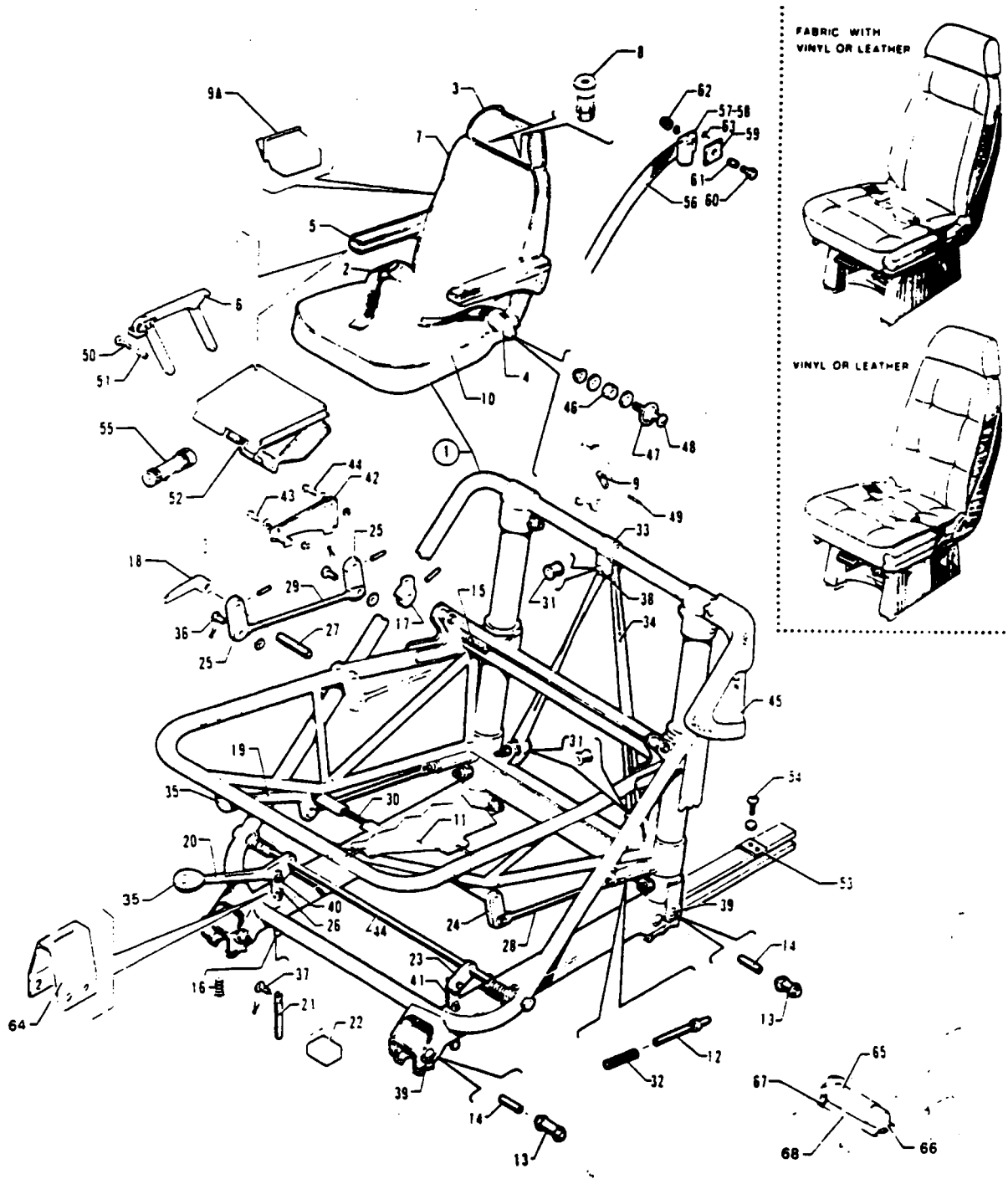


Figure 568 Crew Seats Installation
(Serial Nos 31-7712001 and up)

PIPER PARTS CATALOG

CODE EXPLANATIONS FOR FIGURE 56B

- A - Serial number of aircraft must be supplied when ordering this part.
- B - Used when armrests are installed
- C - Used when armrests are not installed
- D - Refer to Figure 129A for component parts
- E - Used if seat assembly incorporates both an ashtray and an armrest.
- F - Used if Scott fire extinguisher is installed
- G - Used if General Fire Extinguisher Corp fire extinguisher is installed

PIPER PARTS CATALOG

Figure and Index Number	Part Number	Code	NOMENCLATURE	No. Req.	SERIAL NUMBERS AFFECTED
56B-	53275 49420		DRAWING - Seats Installation DRAWING - Seats Installation		31-7712001 to 31-7812033 incl 31-7812034 and up
-1	53273-10	A	SEAT ASSEMBLY - Crew, left (complete) without ash tray, with armrest (vinyl or leather)	1	31-7712001 to 31-7812033 incl
	53273-14	A	SEAT ASSEMBLY - Crew, left (complete) without ash tray, with armrest (fabric/vinyl or fabric/leather)	1	31-7712001 to 31-7812033 incl
	53273-26	A	SEAT ASSEMBLY - Crew, left (complete) without ash tray, with armrest (leather or fabric/vinyl)	1	31-7812034 and up
	53273-11	A	SEAT ASSEMBLY - Crew, right (complete) without ash tray, with armrest (vinyl or leather)	1	31-7712001 to 31-7812033 incl
	53273-15	A	SEAT ASSEMBLY - Crew, right (complete) without ash tray, with armrest (fabric/vinyl or fabric/leather)	1	31-7712001 to 31-7812033 incl
	53273-27	A	SEAT ASSEMBLY - Crew, right (complete) without ash tray, with armrest (leather or fabric/vinyl)	1	31-7812034 and up
	53273-12	A	SEAT ASSEMBLY - Crew, left (complete) without ash tray, without armrest, (vinyl or leather)	1	31-7712001 to 31-7812033 incl.
	53273-16	A	SEAT ASSEMBLY - Crew, left (complete) without ash tray, without armrest (fabric/vinyl or fabric/leather)	1	31-7712001 to 31-7812033 incl
	53273-28	A	SEAT ASSEMBLY - Crew, left (complete) without ash tray, without armrest (leather or fabric/vinyl)	1	31-7812034 and up
	53273-13	A	SEAT ASSEMBLY - Crew, right (complete) without ash tray, without armrest (vinyl or leather)	1	31-7712001 to 31-7812033 incl
	53273-17	A	SEAT ASSEMBLY - Crew, right (complete) without ash tray, without armrest (fabric/vinyl or fabric/leather)	1	31-7712001 to 31-7812033 incl
	53273-29	A	SEAT ASSEMBLY - Crew, right (complete) without ash tray, without armrest (leather or fabric/vinyl)	1	31-7812034 and up
	53273-30	A	SEAT ASSEMBLY - Crew, left (complete) with ash tray and armrest (leather or fabric/vinyl)	1	31-7812034 to 31-7812129 incl
	53273-34	A	SEAT ASSEMBLY - Crew, left (complete) with ash tray and armrest (leather or fabric/vinyl)	1	31-7912001 to 31-7912124 incl
	53273-31	A	SEAT ASSEMBLY - Crew, right (complete) with ash tray and armrest (leather or fabric/vinyl)	1	31-7812034 to 31-7812129 incl
	53273-35	A	SEAT ASSEMBLY - Crew, right (complete) with ash tray and armrest (leather or fabric/vinyl)	1	31-7912001 to 31-7912124 incl.
	53273-32	A	SEAT ASSEMBLY - Crew, left (complete) with ash tray, without armrest (leather or fabric/vinyl)	1	31-7812034 to 31-7912124 incl
	53273-33	A	SEAT ASSEMBLY - Crew, right (complete) with ash tray, without armrest (leather or fabric/vinyl)	1	31-7812034 to 31-7912124 incl
-2	54534-05		BELT ASSEMBLY - Safety	1	
-3	49089-08	A	HEADREST ASSEMBLY - Left (fabric/vinyl or fabric/leather)	1	31-7712001 to 31-7812033 incl
	49089-09	A	HEADREST ASSEMBLY - Right (fabric/vinyl or fabric/leather)	1	31-7712001 to 31-7812033 incl

When ordering, always specify Part Number, Description and Serial Number of Aircraft

PIPER PARTS CATALOG

Figure and Index Number	Part Number	Code	NOMENCLATURE	No. Req.	SERIAL NUMBERS AFFECTED
56B-3	49421-02	A	* HEADREST ASSEMBLY - Left (leather or fabric/vinyl)	1	31-7812034 and up
	49421-03	A	* HEADREST ASSEMBLY - Right (leather or fabric/vinyl)	1	31-7812034 and up
	49421-12	A.E	* HEADREST ASSEMBLY - Left (leather or fabric/vinyl)	1	31-7912001 to 31-7912124 incl
	49421-13	A.E	* HEADREST ASSEMBLY - Right (leather or fabric/vinyl)	1	31-7912001 to 31-7912124 incl
-4	49102-02	A	* SHROUD ASSEMBLY - Safety belt fitting	2	
-5	49099-05	A	* ARMREST ASSEMBLY - Left (fabric and vinyl or leather)	1	
	49099-04	A	* ARMREST ASSEMBLY - Right (fabric and vinyl or leather)	1	
-6	52904-02		* * SUPPORT ASSEMBLY - Armrest	1	
-7	55375-02	A	* CUSHION ASSEMBLY - Seat back (vinyl or leather)	1	31-7712001 to 31-7812033 incl
	55367-02	A	* CUSHION ASSEMBLY - Seat back (fabric)	1	31-7712001 to 31-7812033 incl
	49406-02	A	* CUSHION ASSEMBLY - Seat back, without ash tray, left (leather or fabric/vinyl)	1	31-7812034 and up
	49406-03	A	* CUSHION ASSEMBLY - Seat back, without ash tray, right (leather or fabric/vinyl)	1	31-7812034 and up
	49406-14	A	* CUSHION ASSEMBLY - Seat back, with ash tray, left (leather or fabric/vinyl)	1	31-7812034 to 31-7912124 incl
	49406-15	A	* CUSHION ASSEMBLY - Seat back, with ash tray, right (leather or fabric/vinyl)	1	31-7812034 to 31-7912124 incl
-8	99361-00		* * RECEPTACLE - Headrest	2	
-9	43088-00		* * STUD - Special	2	
-9a	27754-02		* * TRAY ASSEMBLY - Ash	1	31-7812034 to 31-7912124 incl
-10	55364-04	A.B	* CUSHION ASSEMBLY - Seat bottom, left (vinyl or leather)	1	31-7712001 to 31-7812033 incl
	55364-05	A.B	* CUSHION ASSEMBLY - Seat bottom, right (vinyl or leather)	1	31-7712001 to 31-7812033 incl
	55356-04	A.B	* CUSHION ASSEMBLY - Seat bottom, left (fabric/vinyl or fabric/leather)	1	31-7712001 to 31-7812033 incl
	55356-05	A.B	* CUSHION ASSEMBLY - Seat bottom, right (fabric/vinyl or fabric/leather)	1	31-7712001 to 31-7812033 incl
	49405-04	A.B	* CUSHION ASSEMBLY - Seat bottom, left (leather or fabric/vinyl)	1	31-7812034 and up
	49405-05	A.B	* CUSHION ASSEMBLY - Seat bottom, right (leather or fabric/vinyl)	1	31-7812034 and up
	55364-02	A.C	* CUSHION ASSEMBLY - Seat bottom, left (vinyl or leather)	1	31-7712001 to 31-7812033 incl
	55364-03	A.C	* CUSHION ASSEMBLY - Seat bottom, right (vinyl or leather)	1	31-7712001 to 31-7812033 incl
	55356-02	A.C	* CUSHION ASSEMBLY - Seat bottom, left (fabric/vinyl or fabric/leather)	1	31-7712001 to 31-7812033 incl
	55356-03	A.C	* CUSHION ASSEMBLY - Seat bottom, right (fabric/vinyl or fabric/leather)	1	31-7712001 to 31-7812033 incl
	49405-02	A.C	* CUSHION ASSEMBLY - Seat bottom, left (leather or fabric/vinyl)	1	31-7812034 and up
	49405-03	A.C	* CUSHION ASSEMBLY - Seat bottom, right (leather or fabric/vinyl)	1	31-7812034 and up
-11	587 600		* * SUSPENSION - ElastaSeat (P-151)	1	
	41722-10		* * NETTING - Nylon	1	
-12	12073-03		* * PLUNGER ASSEMBLY - Seat bottom	2	
-13	18968-00		* * ROLLER - Seat	4	
-14	41413-38		* * BUSHING - Seat roller	6	
-15	19336-00		* * SPRING - Seat bottom, outboard	2	
	19336-01		* * SPRING - Seat bottom, inboard	2	
-16	83302-61		* * SPRING - Seat plunger	2	
-17	43097-00		* * CAM - Reclining seat	2	31-7712001 to 31-7812033 incl
	19365-02		* * CAM - Reclining seat	2	31-7812034 and up
-18	32380-00		* * HANDLE - Seat recliner	1	
-19	41691-00		* * LEVER - Seat position	1	
-20	41694-00		* * LEVER - Seat track latch, left	1	
	41694-01		* * LEVER - Seat track latch, right	1	

When ordering, always specify Part Number, Description and Serial Number of Aircraft

PIPER PARTS CATALOG

Figure and Index Number	Part Number	Code	NOMENCLATURE	No. Req.	SERIAL NUMBERS AFFECTED
56B-21	53899-00		* PLUNGER - Seat latch	2	
-22	53900-00		* GUIDE ASSEMBLY - Seat latch	2	
-23	41698-02		* LINK - Seat mechanism	1	
-24	41698-03		* LINK - Seat mechanism	1	
-25	41698-04		* LINK - Seat mechanism	2	
-26	60054-43		* LINK - Mechanism (2 31" L)	2	
-27	41965-00		* TUBE - Seat handle attachment, left	1	
	41965-01		* TUBE - Seat handle attachment, right	1	
-28	41693-02		* TUBE - Seat position mechanism	2	
-29	41693-03		* TUBE - Seat position mechanism	1	
-30	41968-00		* TUBE - Seat mechanism	1	
-31	41699-00		* PULLEY - Seat position mechanism	3	
-32	50111-00		* SPRING - Seat plunger	2	
-33	80002-84		* CLAMP - Pulley	1	
-34	31322-09		* RING - Shock cord	1	
-35	471 065		* KNOB - Seat handle (187)	2	
-36	424 143		* PIN - Flat head (MS20392-1C13)	5	
	407 562		* WASHER - (AN960-6)	5	
	424 051		* PIN - Cotter (MS24665-132)	5	
-37	424 142		* PIN - Flat head (MS20392-1C11)	4	
	407 562		* WASHER - (AN960-6)	4	
	424 051		* PIN - Cotter (MS24665-132)	4	
-38	400 867		* BOLT - (AN23-15A)	3	
	407 564		* WASHER - (AN960-10)	3	
	477 707		* NUT - (26C-02)	3	
-39	400 919		* BOLT - (AN24-29A)	4	
	477 708		* NUT - (26C-048)	4	
-40	424 139		* PIN - Flat head (MS20392-1C13)	1	
	81342-64		* WASHER - Seat stop	1	
	407 562		* WASHER - (AN960-6)	1	
	424 051		* PIN - Cotter (MS24665-132)	1	
-41	60054-43		* LINK - Seat mechanism	1	
-42	53071-00	B	* BRACKET ASSEMBLY - Armrest attachment, left	1	
	53071-01	B	* BRACKET ASSEMBLY - Armrest attachment, right	1	
-43	401 277		* BOLT - (AN3-14A)	1	
	407 564		* WASHER - (AN960-10)	1	
	404 887		* NUT - (MS20365-1032C)	1	
-44	400 867		* BOLT - (AN3-15A)	1	
	407 564		* WASHER - (AN960-10)	1	
	404 887		* NUT - (MS20365-1032C)	1	
-44a	41980-00		* TUBE - Seat latch mechanism (17 44" L)	1	
	41980-02		* TUBE - Seat latch mechanism (16.94" L)	1	
-45	49074-06	A	* COVER - Trim, crew seat bottom	1	
-46	41413-26		* BUSHING - Seat back hinge	2	
-47	44114-00		* WASHER - Seat trim	2	
-48	400 919		* BOLT - (AN24-29A)	2	
	407 565		* WASHER - (AN960-416)	4	
	477 709		* NUT - Chrome (26C-048)	2	
-49	480 683		* PIN - Roll (59-028-125-0687)	2	
-50	400 907		* BOLT - (AN24-17A)	4	
-51	80012-116		* BUSHING - Armrest support	4	
-52	53255-04	D	* CONTAINER ASSEMBLY - Oxygen mask, left	1	
	53255-05	D	* CONTAINER ASSEMBLY - Oxygen mask, right	1	
-53	52338-00		STOP - Seat (2-hole)	4	
-54	228 493		SCREW - (MS35206-228)	4	
	407 041		LOCKWASHER - (MS35338-41)	4	

When ordering, always specify Part Number, Description and Serial Number of Aircraft

PIPER PARTS CATALOG

Figure and Index Number	Part Number	Code	NOMENCLATURE	No. Req.	SERIAL NUMBERS AFFECTED
56B-55	460 928		FLASHLIGHT - (2 D Cell)	1	
-56	54534-06		HARNES ASSEMBLY - Shoulder, inertia reel	2	
-57	54499-02		RETAINER - Shoulder harness boot	2	
-58	419 882		SCREW - (4 x 1/4, Type "A")	4	
-59	494 338		WEDJIT ASSEMBLY - (295 307)	2	
-60	487 712		STUD - (295460-3-4)	2	
-61	41413-26		BUSHING - Shoulder harness	2	
-62	477 708		NUT - Cap (26C-048)	2	
	407 565		WASHER - (AN960-416)	2	
-63	410 058		SCREW - (MS24694-S52)	8	
-64	55842-02		BRACKET - Seat frame	2	
-65	459 848		EXTINGUISHER - Fire (42211-00) Scott	1	31-5 to 31-8212036 incl
	459 839		EXTINGUISHER - Fire (GH-2½) General Fire Extinguisher Corp.	1	31-5 to 31-8212036 incl
	459 834		EXTINGUISHER - Fire (PS50162-2)	1	31-8312001 and up
-66	52716-00		ANGLE - Fire extinguisher retaining	1	
-67	52717-00		STRAP ASSEMBLY - Fire extinguisher	1	
-68	52718-00	F	BRACKET ASSEMBLY - Fire extinguisher	1	
	52718-05	G	BRACKET ASSEMBLY - Fire extinguisher	1	

When ordering, always specify Part Number, Description and Serial Number of Aircraft

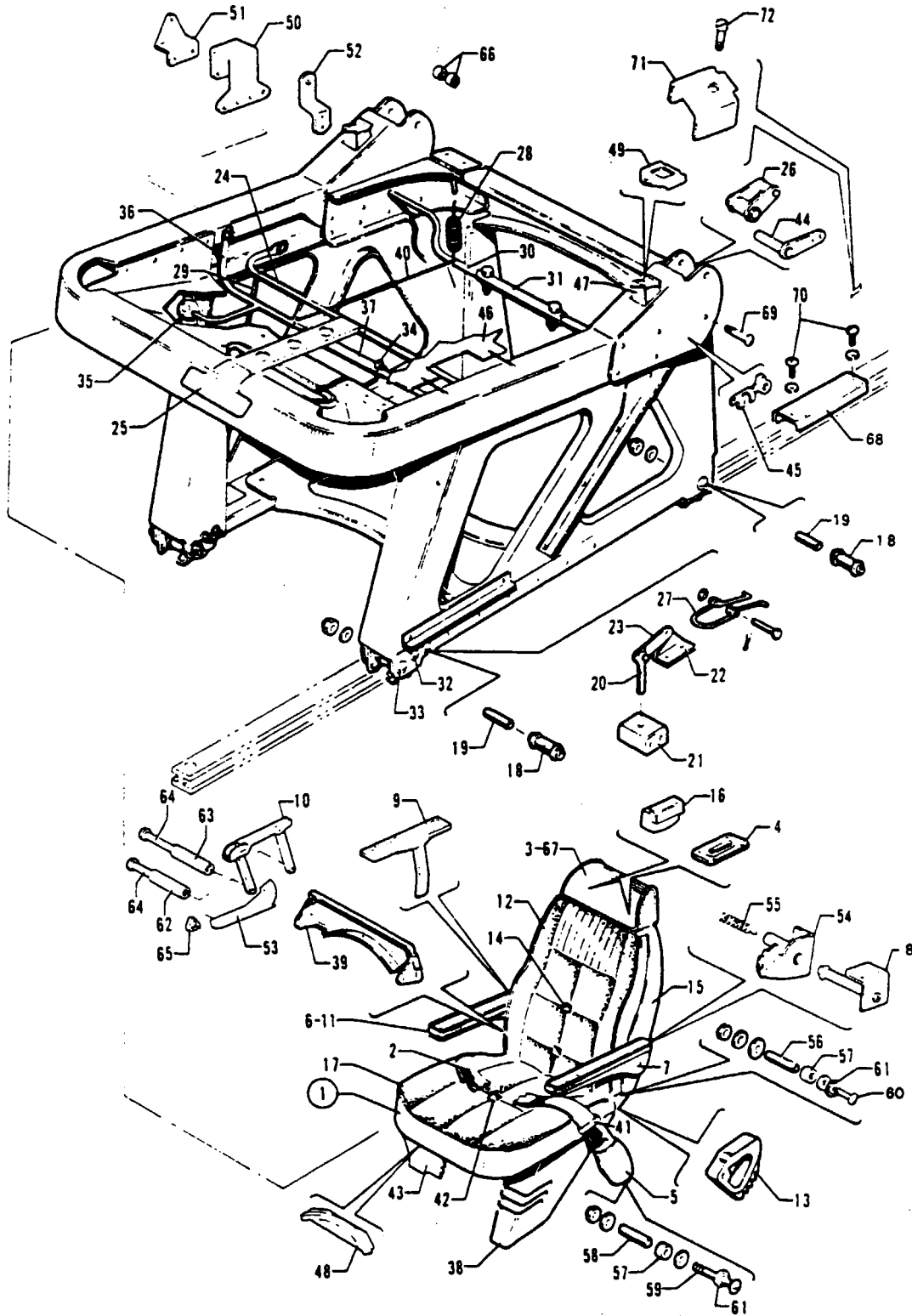


Figure 57. Passenger Seats Installation
(Serial Nos. 31-5 to 31-7612110 inclusive)

REVISED: JANUARY 1977

PIPER PARTS CATALOG

CODE EXPLANATIONS FOR FIGURE 57

- A - Serial number of aircraft must be supplied when ordering this part.
- B - Used if single pivot mechanism allows armrest storage beside seat back.
- C - When ordering, specify color gold, gold and red, gold and green or gold and blue.
- D - When ordering, specify color red, blue, black, gold, rawhyde or white.
- E - When ordering, specify color red, blue, gold or rawhyde.
- F - Used when 3rd and 4th seats with 10" headrests are in reversed position.
- G - Used if removable post type armrest is installed.
- H - When ordering, specify color red, blue, black, gold or white.
- J - See Figure 60 if auxiliary headrest on divider panel is installed.
- K - When ordering, specify color red, blue or gold.
- L - When ordering, specify color white or rawhyde.
- M - When ordering, specify color gold, red, green or blue.
- N - Order part for serial numbers 31-752 and up if seat bottom frame assembly incorporates a one piece seat recliner release tube.
- O - Order part for serial numbers 31-752 to 31-7512040 inclusive if seat bottom frame assembly incorporates a one piece seat recliner release tube.
- P - Used when 3rd and 4th seats are in reversed position.
- Q - When ordering, specify color red, blue, black or gold.
- R - Used if side facing toilet is installed.

PIPER PARTS CATALOG

Figure and Index Number	Part Number	Code	NOMENCLATURE	No. Req.	SERIAL NUMBERS AFFECTED	
57-	42121		DRAWING - Seat Installation		31-5 to 31-353 inclusive 31-354 to 31-900 inclusive 31-7300901 to 31-7612110 incl.	
	44096		DRAWING - Seat Installation			
	53522		DRAWING - Seat Installation			
	44505		DRAWING - Reversed 3rd and 4th Seats Installation			
-1	42355-00	C	SEAT ASSEMBLY - Passenger (complete) leather trim	4	31-5 to 31-353 inclusive	
	42355-02	C	SEAT ASSEMBLY - Passenger (complete) vinyl trim	4	31-5 to 31-353 inclusive	
	44097-00	B	SEAT ASSEMBLY - Passenger (complete) leather and fabric, red	4	31-354 to 31-900 inclusive	
	44097-02	B	SEAT ASSEMBLY - Passenger (complete) leather and fabric, blue	4	31-354 to 31-900 inclusive	
	44097-03	B	SEAT ASSEMBLY - Passenger (complete) leather and fabric, black	4	31-354 to 31-751 inclusive	
	44097-04	B	SEAT ASSEMBLY - Passenger (complete) leather and fabric, gold	4	31-354 to 31-900 inclusive	
	44097-05	B	SEAT ASSEMBLY - Passenger (complete) leather and fabric, rawhyde	4	31-752 to 31-900 inclusive	
	44097-06	B,D	SEAT ASSEMBLY - Passenger (complete) leather	4	31-752 to 31-900 inclusive	
	44097-07	B,D,F	SEAT ASSEMBLY - Passenger (complete) leather and fabric	2	31-752 to 31-900 inclusive	
	44097-08	B,D,F	SEAT ASSEMBLY - Passenger (complete) leather	2	31-752 to 31-900 inclusive	
	44097-09	E,G	SEAT ASSEMBLY - Passenger (complete) leather and fabric	4	31-752 to 31-900 inclusive	
	44097-11	D,G	SEAT ASSEMBLY - Passenger (complete) leather	4	31-752 to 31-900 inclusive	
	44097-10	E,F,G	SEAT ASSEMBLY - Passenger (complete) leather and fabric	2	31-752 to 31-900 inclusive	
	44097-12	D,F,G	SEAT ASSEMBLY - Passenger (complete) leather	2	31-752 to 31-900 inclusive	
	53524-02	A	SEAT ASSEMBLY - Passenger (complete) left	2	31-7300901 and up	
	53524-04	A,F	SEAT ASSEMBLY - Passenger (complete) left	2	31-7300901 and up	
	53524-03	A	SEAT ASSEMBLY - Passenger (complete) right	2	31-7300901 and up	
	53524-05	A,F	SEAT ASSEMBLY - Passenger (complete) right	2	31-7300901 and up	
	-2	25801-04		BELT ASSEMBLY - Safety, passenger, fawn	1	
		25801-02		BELT ASSEMBLY - Safety, passenger, black	1	31-354 and up
25801-03			BELT ASSEMBLY - Safety, passenger, blue	1	31-354 and up	
-3	25223-52	J	HEADREST ASSEMBLY - Leather, gold (6" high)	1	31-5 to 31-353 inclusive	
	25223-48	J	HEADREST ASSEMBLY - Vinyl, gold (6" high)	1	31-5 to 31-353 inclusive	
	44035-02	J	HEADREST ASSEMBLY - Leather and fabric (6" high) red	1	31-354 to 31-900 inclusive	
	44035-03	J	HEADREST ASSEMBLY - Leather and fabric (6" high) blue	1	31-354 to 31-900 inclusive	
	44035-04	J	HEADREST ASSEMBLY - Leather and fabric (6" high) black	1	31-354 to 31-751 inclusive	
	44035-05	J	HEADREST ASSEMBLY - Leather and fabric (6" high) gold	1	31-354 to 31-900 inclusive	
	44035-16		HEADREST ASSEMBLY - Leather and fabric (6" high) rawhyde	1	31-752 to 31-900 inclusive	
	44035-17	D	HEADREST ASSEMBLY - Leather (6" high)	1	31-752 to 31-900 inclusive	
	44532-00	K	HEADREST ASSEMBLY - Leather and fabric (10" high)	1	31-752 to 31-900 inclusive	
	44532-08	L	HEADREST ASSEMBLY - Leather and fabric (10" high)	1	31-752 to 31-900 inclusive	
	44532-13	D	HEADREST ASSEMBLY - Leather (10" high)	1	31-752 to 31-900 inclusive	
	53288-00	A	HEADREST ASSEMBLY - Seat (5" high)	1	31-7300901 and up	
53276-00	A,F	HEADREST ASSEMBLY - Seat (10" high)	1	31-7300901 and up		
-4	25607-00		PLATE - Headrest tube trim	2	31-5 to 31-900 inclusive	

NOTE: With 3rd and 4th seats facing aft, items indented under complete seat assembly designated left become right and items designated right become left.

When ordering, always specify Part Number, Description and Serial Number of Aircraft

PIPER PARTS CATALOG

Figure and Index Number	Part Number	Code	NOMENCLATURE	No. Req.	SERIAL NUMBERS AFFECTED
57-5	43229-02		SHROUD ASSEMBLY - Safety belt fitting, beige	2	31-5 to 31-353 inclusive
	43229-22	H	SHROUD ASSEMBLY - Safety belt fitting	2	31-354 to 31-900 inclusive
-8	43229-20		SHROUD ASSEMBLY - Safety belt fitting, rawhyde	2	31-752 to 31-900 inclusive
	53134-00	A	SHROUD ASSEMBLY - Safety belt fitting	2	31-7300901 and up
	42936-00		ARMREST ASSEMBLY - Left, vinyl, gold (complete)	1	31-5 to 31-353 inclusive
	44033-00	B	ARMREST ASSEMBLY - Left, leather and fabric, red (complete)	1	31-354 to 31-900 inclusive
	44033-02	B	ARMREST ASSEMBLY - Left, leather and fabric, blue (complete)	1	31-354 to 31-900 inclusive
	44033-04	B	ARMREST ASSEMBLY - Left, leather and fabric, black (complete)	1	31-354 to 31-751 inclusive
	44033-06	B	ARMREST ASSEMBLY - Left, leather and fabric, gold (complete)	1	31-354 to 31-900 inclusive
	44033-12	B	ARMREST ASSEMBLY - Left, leather and fabric, rawhyde (complete)	1	31-752 to 31-900 inclusive
	44033-14	B,D	ARMREST ASSEMBLY - Left, leather (complete)	1	31-752 to 31-900 inclusive
	46814-00	G	ARMREST ASSEMBLY - Left, fabric, red (complete)	1	31-752 to 31-900 inclusive
	46814-02	G	ARMREST ASSEMBLY - Left, fabric, blue/green (complete)	1	31-752 to 31-900 inclusive
	46814-06	G	ARMREST ASSEMBLY - Left, fabric, gold (complete)	1	31-752 to 31-900 inclusive
	46814-36	G	ARMREST ASSEMBLY - Left, fabric, old gold (complete)	1	31-752 to 31-900 inclusive
	46814-08	G	ARMREST ASSEMBLY - Left, leather, black (complete)	1	31-752 to 31-900 inclusive
	46814-28	G	ARMREST ASSEMBLY - Left, leather, red (complete)	1	31-752 to 31-900 inclusive
	46814-30	G	ARMREST ASSEMBLY - Left, leather, blue (complete)	1	31-752 to 31-900 inclusive
	46814-32	G	ARMREST ASSEMBLY - Left, leather, gold (complete)	1	31-752 to 31-900 inclusive
	46814-26	G	ARMREST ASSEMBLY - Left, leather, rawhyde (complete)	1	31-752 to 31-900 inclusive
	46814-34	G	ARMREST ASSEMBLY - Left, leather, white (complete)	1	31-752 to 31-900 inclusive
	53260-04	A	ARMREST ASSEMBLY - Left seat (complete)	1	31-7300901 and up
	42936-01		ARMREST ASSEMBLY - Right, vinyl (gold (complete)	1	31-5 to 31-353 inclusive
	44033-01	B	ARMREST ASSEMBLY - Right, leather and fabric, red (complete)	1	31-354 to 31-900 inclusive
	44033-03	B	ARMREST ASSEMBLY - Right, leather and fabric, blue (complete)	1	31-354 to 31-900 inclusive
	44033-05	B	ARMREST ASSEMBLY - Right, leather and fabric, black (complete)	1	31-354 to 31-751 inclusive
	44033-07	B	ARMREST ASSEMBLY - Right, leather and fabric, gold (complete)	1	31-354 to 31-900 inclusive
	44033-11	B	ARMREST ASSEMBLY - Right, leather and fabric, rawhyde (complete)	1	31-752 to 31-900 inclusive
	44033-13	B,D	ARMREST ASSEMBLY - Right, leather (complete)	1	31-752 to 31-900 inclusive
	46814-01	G	ARMREST ASSEMBLY - Right, fabric, red (complete)	1	31-752 to 31-900 inclusive
46814-03	G	ARMREST ASSEMBLY - Right, fabric, blue/green (complete)	1	31-752 to 31-900 inclusive	
46814-07	G	ARMREST ASSEMBLY - Right, fabric, gold (complete)	1	31-752 to 31-900 inclusive	
46814-37	G	ARMREST ASSEMBLY - Right, fabric, old gold (complete)	1	31-752 to 31-900 inclusive	
46814-09	G	ARMREST ASSEMBLY - Right, fabric, black (complete)	1	31-752 to 31-900 inclusive	
46814-29	G	ARMREST ASSEMBLY - Right, leather, red (complete)	1	31-752 to 31-900 inclusive	
46814-31	G	ARMREST ASSEMBLY - Right, leather, blue (complete)	1	31-752 to 31-900 inclusive	
46814-33	G	ARMREST ASSEMBLY - Right, leather, gold (complete)	1	31-752 to 31-900 inclusive	
46814-27	G	ARMREST ASSEMBLY - Right, leather, rawhyde (complete)	1	31-752 to 31-900 inclusive	
46814-35	G	ARMREST ASSEMBLY - Right, leather, white (complete)	1	31-752 to 31-900 inclusive	
53260-04	A	ARMREST ASSEMBLY - Right seat (complete)	1	31-7300901 and up	

NOTE: With 3rd and 4th seats facing aft, items indented under complete seat assembly designated left become right and items designated right become left.

When ordering, always specify Part Number, Description and Serial Number of Aircraft

PIPER PARTS CATALOG

Figure and Index Number	Part Number	Code	NOMENCLATURE	No. Req.	SERIAL NUMBERS AFFECTED
57-7	42688-00	B	PLATE - Armrest mounting, left	1	31-5 to 31-353 inclusive
	42688-02	B	PLATE - Armrest mounting, left	1	31-354 to 31-900 inclusive
	42688-01	B	PLATE - Armrest mounting, right	1	31-5 to 31-353 inclusive
	42688-03	B	PLATE - Armrest mounting, right	1	31-354 to 31-900 inclusive
	42689-00	B	SLIDE ASSEMBLY - Armrest attachment, left	1	31-5 to 31-900 inclusive
-8	42689-01	B	SLIDE ASSEMBLY - Armrest attachment, right	1	31-5 to 31-900 inclusive
	46785-00	G	SUPPORT ASSEMBLY - Armrest, right seat	1	31-752 to 31-900 inclusive
	46785-01	G	SUPPORT ASSEMBLY - Armrest, left seat	1	31-752 to 31-900 inclusive
-10	52904-00		SUPPORT ASSEMBLY - Armrest	1	31-7300901 and up
-11	42264-00		ARMREST ASSEMBLY - Vinyl, gold	1	31-5 to 31-353 inclusive
	44032-02	B	ARMREST ASSEMBLY - Leather and fabric, red	1	31-354 to 31-900 inclusive
	44032-03	B	ARMREST ASSEMBLY - Leather and fabric, blue	1	31-354 to 31-900 inclusive
	44032-04	B	ARMREST ASSEMBLY - Leather and fabric, black	1	31-354 to 31-751 inclusive
	44032-05	B	ARMREST ASSEMBLY - Leather and fabric, gold	1	31-354 to 31-900 inclusive
	44032-22	B	ARMREST ASSEMBLY - Leather and fabric, rawhyde	1	31-752 to 31-900 inclusive
	44032-23	B,D	ARMREST ASSEMBLY - Leather	1	31-752 to 31-900 inclusive
	47763-02	G	ARMREST ASSEMBLY - Fabric, red	1	31-752 to 31-900 inclusive
	47763-03	G	ARMREST ASSEMBLY - Fabric, blue/green	1	31-752 to 31-900 inclusive
	47763-05	G	ARMREST ASSEMBLY - Fabric, gold	1	31-752 to 31-900 inclusive
	47763-55	G	ARMREST ASSEMBLY - Fabric, old gold	1	31-752 to 31-900 inclusive
	47763-06	G	ARMREST ASSEMBLY - Leather, black	1	31-752 to 31-900 inclusive
	47763-08	G	ARMREST ASSEMBLY - Leather, red	1	31-752 to 31-900 inclusive
	47763-09	G	ARMREST ASSEMBLY - Leather, blue	1	31-752 to 31-900 inclusive
	47763-10	G	ARMREST ASSEMBLY - Leather, gold	1	31-752 to 31-900 inclusive
	47763-18	G	ARMREST ASSEMBLY - Leather, rawhyde	1	31-752 to 31-900 inclusive
	47763-54	G	ARMREST ASSEMBLY - Leather, white	1	31-752 to 31-900 inclusive
	53249-03	A	PAD ASSEMBLY - Armrest	1	31-7300901 and up
-12	42270-00	C	CUSHION ASSEMBLY - Passenger seat back, leather trim	1	31-5 to 31-353 inclusive
	42270-14	C	CUSHION ASSEMBLY - Passenger seat back, vinyl trim	1	31-5 to 31-353 inclusive
	44061-00	B	CUSHION ASSEMBLY - Passenger seat back, leather and fabric, red	1	31-354 to 31-900 inclusive
	44061-15	B	CUSHION ASSEMBLY - Passenger seat back, leather and fabric, blue	1	31-354 to 31-900 inclusive
	44061-16	B	CUSHION ASSEMBLY - Passenger seat back, leather and fabric, black	1	31-354 to 31-751 inclusive
	44061-17	B	CUSHION ASSEMBLY - Passenger seat back, leather and fabric, gold	1	31-354 to 31-900 inclusive
	44061-38	B	CUSHION ASSEMBLY - Passenger seat back, leather and fabric, rawhyde	1	31-752 to 31-900 inclusive
	44061-39	B,D	CUSHION ASSEMBLY - Passenger seat back, leather	1	31-752 to 31-900 inclusive
	44871-04	E,G	CUSHION ASSEMBLY - Passenger seat back, leather and fabric	1	31-752 to 31-900 inclusive
	44871-05	D,G	CUSHION ASSEMBLY - Passenger seat back, leather	1	31-752 to 31-900 inclusive
	53498-00		CUSHION ASSEMBLY - Passenger seat back	1	31-7300901 and up
-13	42598-00		DETENT - Seat hinge	2	31-5 to 31-353 inclusive
	47624-00		DETENT - Seat hinge	2	31-354 to 31-900 inclusive
	34447-00		DETENT - Seat hinge	2	31-7300901 and up
-14	42271-00	M	BUTTON ASSEMBLY - Seat trim	2	31-5 to 31-353 inclusive

NOTE: With 3rd and 4th seats facing aft, items indented under complete seat assembly designated left become right and items designated right become left.

When ordering, always specify Part Number, Description and Serial Number of Aircraft

REVISED: JANUARY 1977

PIPER PARTS CATALOG

Figure and Index Number	Part Number	Code	NOMENCLATURE	No. Req.	SERIAL NUMBERS AFFECTED
57-15	42260-00		* * PANEL - Seat back trim, vinyl, beige	1	31-5 to 31-353 inclusive
	44042-00	B	* * PANEL ASSEMBLY - Seat back trim, leather, red	1	31-354 to 31-900 inclusive
	44042-05	B	* * PANEL ASSEMBLY - Seat back trim, leather, blue	1	31-354 to 31-900 inclusive
	44042-06	B	* * PANEL ASSEMBLY - Seat back trim, leather, black	1	31-354 to 31-751 inclusive
	44042-07	B	* * PANEL ASSEMBLY - Seat back trim, leather, gold	1	31-354 to 31-900 inclusive
	44042-14	B L	* * PANEL ASSEMBLY - Seat back trim, leather	1	31-752 to 31-900 inclusive
	44867-06	D G	* * PANEL ASSEMBLY - Seat back trim, leather	1	31-752 to 31-900 inclusive
	53129-03		* * PANEL ASSEMBLY - Seat back trim	1	31-7300901 and up
-16	53128-00	A	* * ASH TRAY ASSEMBLY - Seat	1	31-7300901 and up
-17	42352-00	C	* CUSHION ASSEMBLY - Passenger seat bottom, leather trim	1	31-5 to 31-353 inclusive
	42352-10	C	* CUSHION ASSEMBLY - Passenger seat bottom, vinyl trim	1	31-5 to 31-353 inclusive
	44093-00	B	* CUSHION ASSEMBLY - Passenger seat bottom, leather and fabric, red	1	31-354 to 31-900 inclusive
	44093-17	B	* CUSHION ASSEMBLY - Passenger seat bottom, leather and fabric, blue	1	31-354 to 31-900 inclusive
	44093-19	B	* CUSHION ASSEMBLY - Passenger seat bottom, leather and fabric, black	1	31-354 to 31-751 inclusive
	44093-21	B	* CUSHION ASSEMBLY - Passenger seat bottom, leather and fabric, gold	1	31-354 to 31-900 inclusive
	44093-53	B	* CUSHION ASSEMBLY - Passenger seat bottom, leather and fabric, rawhide	1	31-752 to 31-900 inclusive
	44093-65	B D	* CUSHION ASSEMBLY - Passenger seat bottom, leather	1	31-752 to 31-900 inclusive
	44093-63	E G	* CUSHION ASSEMBLY - Passenger seat bottom, leather and fabric	1	31-752 to 31-900 inclusive
	44093-66	D G	* CUSHION ASSEMBLY - Passenger seat bottom, leather	1	31-752 to 31-900 inclusive
	53501-02	A	* CUSHION ASSEMBLY - Passenger seat bottom, left	1	31-7300901 and up
	53501-03	A	* CUSHION ASSEMBLY - Passenger seat bottom, right	1	31-7300901 and up
-18	18968-00		* * ROLLER - Seat	4	
-19	41413-38		* * BUSHING - Seat roller	4	
-20	41690-00		* * PLUNGER - Seat latch (1/4" diameter)	2	
	47678-00		* * PLUNGER - Seat latch (3/8" diameter)	2	
-21	41695-00		* * GUIDE - Seat latch (1/4" plunger hole)	1	
	41695-02		* * GUIDE - Seat latch (3/8" plunger hole)	1	
-22	41763-00		* * BRACKET - Seat track lock	2	
-23	41764-00	N	* * LINK - Seat track lock	2	31-5 to 31-751 inclusive
	47963-00		* * LINK - Seat track lock	2	31-752 and up
-24	41765-00		* * TUBE ASSEMBLY - Seat track latch release	1	31-5 to 31-353 inclusive
	44029-00		* * HANDLE ASSEMBLY - Seat track latch release	1	31-354 to 31-7512040 inclusive
	44092-02		* * HANDLE ASSEMBLY - Seat track latch release	1	31-7512041 and up
-25	45255-00		* * HANDLE - Seat track latch release	1	31-354 and up
-26	42074-00		* * PAWL ASSEMBLY - Seat recliner	2	
-27	42282-00		* * SPRING - Seat track latch	2	
-28	83303-03		* * SPRING - Seat recliner	2	
-29	86092-85	O	* * WIRE - Seat plunger (Dia 058")	2	31-5 to 31-751 inclusive
	47960-00		* * ROD - Seat plunger (Dia 125")	2	31-752 to 31-7512040 inclusive
	54179-02		* * ROD - Seat plunger (Dia. 156") left	1	31-7512041 and up
	54179-03		* * ROD - Seat plunger (Dia 156") right	1	31-7512041 and up
-30	42075-00		* * TUBE - Seat recliner mechanism	2	31-5 to 31-751 inclusive
-31	42097-00		* * TUBE - Seat recliner mechanism union	1	31-5 to 31-751 inclusive

NOTE With 3rd and 4th seats facing aft, items indented under complete seat assembly designated left become right and items designated right become left

When ordering, always specify Part Number, Description and Serial Number of Aircraft

PIPER PARTS CATALOG

Figure and Index Number	Part Number	Code	NOMENCLATURE	No. Req.	SERIAL NUMBERS AFFECTED
57-32	400 882		* BOLT - (AN23-30A)	4	
	407 584		* WASHER - (AN960-10L)	4	
	477 707		* NUT - (26C-02)	4	
-33	400 920		* BOLT - (AN24-30A)	4	
	407 585		* WASHER - (AN960-416L)	4	
	477 708		* NUT - (26C-048)	4	
-34	400 441		* BOLT - (AN3-7A)	4	31-5 to 31-751 inclusive
	407 564		* WASHER - (AN960-10)	4	31-5 to 31-751 inclusive
	404 887		* NUT - (MS20365-1032C)	4	31-5 to 31-751 inclusive
-35	571 091		* KNOB - Seat adjustment (225 gray)	2	
-36	42072-00		* TUBE ASSEMBLY - Seat recliner release, left	1	31-5 to 31-353 inclusive
	43985-00	O	* TUBE ASSEMBLY - Seat recliner release, left	1	31-354 to 31-751 inclusive
	42072-01		* TUBE ASSEMBLY - Seat recliner release, right	1	31-5 to 31-353 inclusive
	43985-01	O	* TUBE ASSEMBLY - Seat recliner release, right	1	31-354 to 31-752 inclusive
	47964-00		* TUBE ASSEMBLY - Seat recliner release	1	31-752 to 31-7512040 incl
	54182-00		* TUBE ASSEMBLY - Seat recliner release	1	31-7512041 and up
-37	42311-00		* TUBE - Seat recliner release union	1	31-5 to 31-751 inclusive
-38	42174-00		* COVER - Seat bottom frame trim, left	1	31-5 to 31-353 inclusive
	42174-01		* COVER - Seat bottom frame trim, right	1	31-5 to 31-353 inclusive
-39	42322-00		* COVER - Seat bottom frame trim, beige	1	31-5 to 31-353 inclusive
	42322-02		* COVER - Seat bottom frame trim, red	1	31-354 to 31-900 inclusive
	42322-03		* COVER - Seat bottom frame trim, blue	1	31-354 to 31-900 inclusive
	42322-04		* COVER - Seat bottom frame trim, black	1	31-354 to 31-900 inclusive
	42322-05		* COVER - Seat bottom frame trim, beige	1	31-354 to 31-900 inclusive
	42322-09		* COVER - Seat bottom frame trim, rawhide	1	31-354 to 31-900 inclusive
	42322-06		* COVER - Seat bottom frame trim, white	1	31-354 to 31-900 inclusive
	53496-02	A	* COVER - Seat bottom frame trim	1	31-7300901 and up
-40	86092-86	O	* WIRE - Seat adjustment (Dia 058")	2	31-5 to 31-751 inclusive
	47960-00		* ROD - Seat adjustment (Dia 025") left	2	31-752 to 31-7512040 inclusive
	54179-04		* ROD - Recliner mechanism (8 50" L)	2	31-7512041 and up
	54179-05		* ROD - Recliner mechanism (7.75" L)	2	31-7512041 and up
-41	42744-00		* LOOP ASSEMBLY - Seat belt, leather, gold	2	31-5 to 31-353 inclusive
	44024-02		* LOOP ASSEMBLY - Seat belt, leather, red	2	31-354 to 31-900 inclusive
	44024-05		* LOOP ASSEMBLY - Seat belt, leather, blue	2	31-354 to 31-900 inclusive
	44024-07		* LOOP ASSEMBLY - Seat belt, leather, black	2	31-354 and up
	44024-09		* LOOP ASSEMBLY - Seat belt, leather, gold	2	31-354 and up
	44024-21	L	* LOOP ASSEMBLY - Seat belt, leather	2	31-752 and up
-42	42271-00	M	* BUTTON ASSEMBLY - Seat trim	1	31-5 to 31-353 inclusive
-43	43976-02		* SKIRT - Passenger seat, red	1	31-354 to 31-900 inclusive
	43976-03		* SKIRT - Passenger seat, blue	1	31-354 to 31-900 inclusive
	43976-04		* SKIRT - Passenger seat, black	1	31-354 to 31-900 inclusive
	43976-05		* SKIRT - Passenger seat, beige	1	31-354 to 31-900 inclusive
	43976-06		* SKIRT - Passenger seat, white	1	31-752 to 31-900 inclusive
	43976-15		* SKIRT - Passenger seat, rawhide	1	31-752 to 31-900 inclusive
	48529-03	A	* COVER - Seat bottom trim	1	
-44	47959-00		* ARM ASSEMBLY - Seat recliner mechanism	2	31-752 and up
-45	406 369		* NUT - (A1037-012-3) (with 125" Dia rod)	4	31-752 to 31-7512040 inclusive
	554 671		* CLIP - (HS99339-2L) (with .156" Dia. rod) left	3	31-7512041 and up
	554 670		* CLIP - (HS99355-2R) (with .156" Dia. rod) right	3	31-7512041 and up
-46	587 600		* SUSPENSION - Elastaseat (P-151)	1	
	41722-10		* NETTING - Nylon	1	

NOTE With 3rd and 4th seats facing aft, items indented under complete seat assembly designated left become right and items designated right become left

When ordering, always specify Part Number, Description and Serial Number of Aircraft

PIPER PARTS CATALOG

Figure and Index Number	Part Number	Code	NOMENCLATURE	No. Req.	SERIAL NUMBERS AFFECTED
57-47	46614-00	G	* * SOCKET ASSEMBLY - Armrest, left side	1	31-752 to 31-900 inclusive
	47281-00	G	* * SOCKET ASSEMBLY - Armrest, right side	1	31-752 to 31-900 inclusive
-48	47754-00	G	* * BRACKET ASSEMBLY - Armrest storage	1	31-752 to 31-900 inclusive
-49	46688-00	G	* * PLATE - Armrest socket trim, left	1	31-752 to 31-900 inclusive
	46688-01	G	* * PLATE - Armrest socket trim, right	1	31-752 to 31-900 inclusive
-50	52898-00		* * BRACKET ASSEMBLY - Armrest attachment	1	31-7300901 and up
-51	52893-00		* * BRACKET - Armrest attachment	1	31-7300901 and up
-52	52889-00		* * BRACKET - Armrest attachment	1	31-7300901 and up
-53	53246-01		* PANEL ASSEMBLY - Armrest trim, left seat	1	31-7300901 and up
	53246-00		* PANEL ASSEMBLY - Armrest trim, right seat	1	31-7300901 and up
-54	42690-00		* BRACKET ASSEMBLY - Armrest mounting guide, left	1	
	42690-01		* BRACKET ASSEMBLY - Armrest mounting guide, right	1	
-55	42715-00		* SPRING - Armrest retraction (487 489)	1	
-56	14175-111		* BUSHING - Seat adjustment	2	
-57	41413-26		* BUSHING - Seat adjustment	4	
-58	41413-38		* BUSHING - Seat adjustment	2	
-59	400 926		* BOLT - (AN24-36A)	2	
	407 565		* WASHER - (AN960-416)	2	
	407 585		* WASHER - (AN960-416L)	2	
	477 708		* NUT - (26C-048)	2	
-60	400 918		* BOLT - (AN24-28A)	2	31-5 to 31-900 inclusive
	400 917		* BOLT - (AN24-27A)	2	31-7300901 and up
	407 565		* WASHER - (AN960-416)	2	
	407 567		* WASHER - (AN960-616)	4	31-5 to 31-900 inclusive
	477 709		* NUT - Chrome (26C-048)	2	
-61	44114-00		* WASHER - Seat trim	4	
-62	49982-27		* BUSHING - Armrest attachment	1	31-7300901 and up
-63	49982-28		* BUSHING - Armrest attachment	1	31-7300901 and up
-64	400 890		* BOLT - (AN23-40A)	2	31-7300901 and up
-65	52917-00		* COVER - Armrest bracket trim	1	31-7300901 and up
-66	49982-31		* BUSHING - Seat adjustment	4	31-7300901 and up
-67	44532-00	P,Q	HEADREST ASSEMBLY - Leather (10" high)	2	31-5 to 31-751 inclusive
-68	52338-00		STOP - Seat track	4	
-69	400 916		BOLT - (AN24-26A)	4	
	404 836		NUT - (MS20364-428C)	4	
-70	415 448		SCREW - (AN526-832R6)	8	
	407 042		WASHER - Lock (MS35338-42)	8	
-71	43759-00	P	STOP - Seat	2	
	18842-00	P,R	STOP - Seat	2	
-72	410 045	P	SCREW - (MS24694-S58)	2	

NOTE: With 3rd and 4th seats facing aft, items indented under complete seat assembly designated left become right and items designated right become left.

When ordering, always specify Part Number, Description and Serial Number of Aircraft

PIPER PARTS CATALOG

GRIDS 2D23 THRU 2D24
INTENTIONALLY LEFT BLANK

Revised February 18, 1994

2D23

PIPER PARTS CATALOG

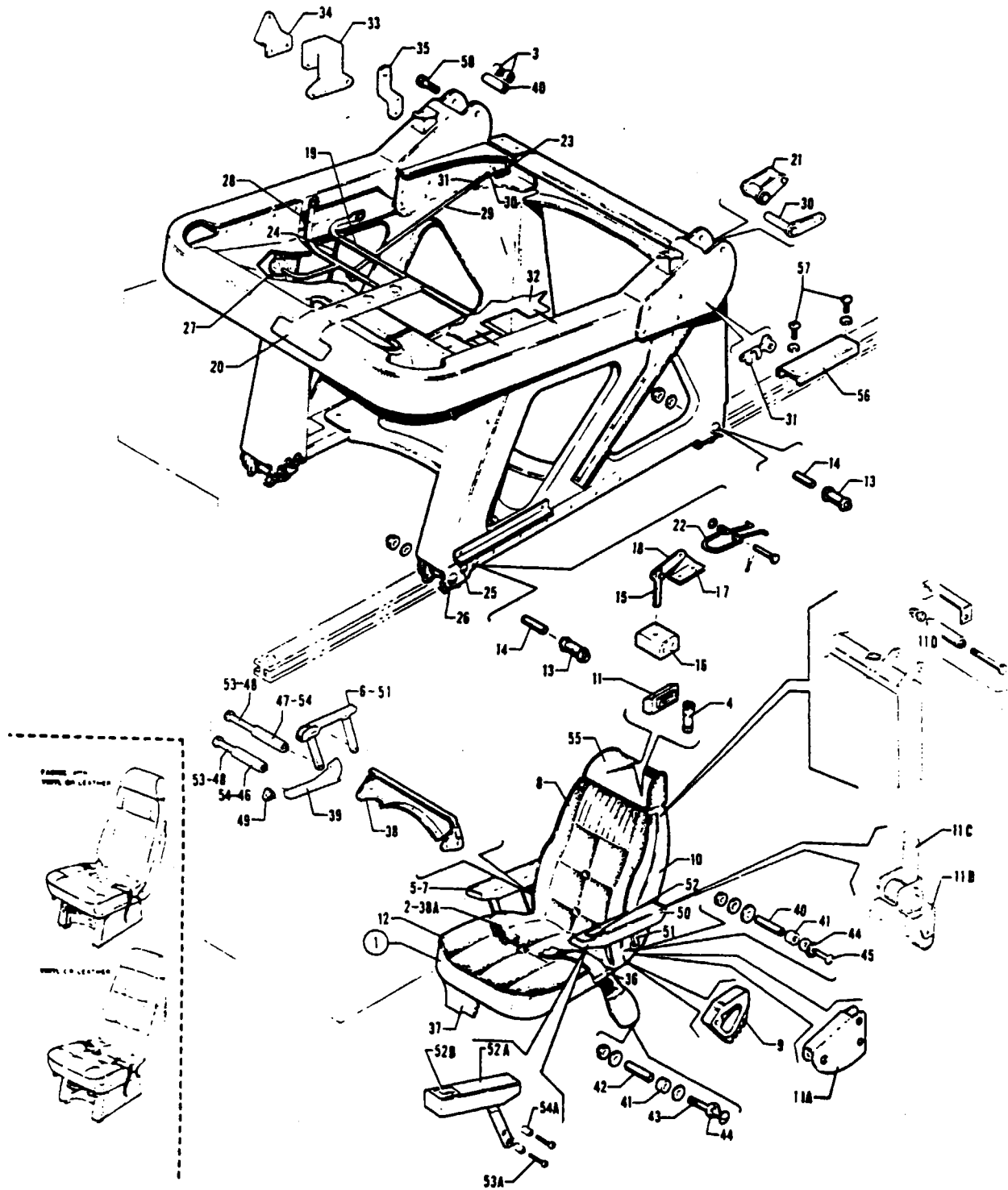


Figure 57A Passenger Seats Installation (Forward Facing)
(Serial Nos 31-7712001 and up)

PIPER PARTS CATALOG

CODE EXPLANATIONS FOR FIGURE 57A

- A - Serial number of aircraft must be supplied when ordering this part.
- B - Used if seat assembly does not incorporate an integral shoulder harness.
- C - Used if seat assembly incorporates an integral shoulder harness.

PIPER PARTS CATALOG

Figure and Index Number	Part Number	Code	NOMENCLATURE	No. Req.	SERIAL NUMBERS AFFECTED
57A-	55439 49450 74096	B C	DRAWING - Passenger Seats Installation DRAWING - Passenger Seats Installation DRAWING - Passenger Seats Installation		31-7712001 to 31-7812033 incl 31-7812034 and up 31-8112001 and up
-1	55430-08	A	SEAT ASSEMBLY - Passenger (complete) left, with ash tray and armrest (vinyl or leather)	2	31-7712001 to 31-7812033 incl
	55430-16	A	SEAT ASSEMBLY - Passenger (complete) left, with ash tray and armrest (fabric/vinyl or fabric/leather)	2	31-7712001 to 31-7812033 incl
	55430-26	A	SEAT ASSEMBLY - Passenger (complete) left, with ash tray and armrest (leather or fabric/vinyl)	2	31-7812034 to 31-7912124 incl
	55430-09	A	SEAT ASSEMBLY - Passenger (complete) right, with ash tray and armrest (vinyl or leather)	2	31-7712001 to 31-7812033 incl
	55430-17	A	SEAT ASSEMBLY - Passenger (complete) right, with ash tray and armrest (fabric/vinyl or fabric/leather)	1	31-7712001 to 31-7812033 incl
	55430-27	A	SEAT ASSEMBLY - Passenger (complete) right, with ash tray and armrest (leather or fabric/vinyl)	2	31-7812034 to 31-7912124 incl
	55430-07	A	SEAT ASSEMBLY - Passenger (complete) left and right, with ash tray, without armrest (vinyl or leather)	4	31-7712001 to 31-7812033 incl
	55430-15	A	SEAT ASSEMBLY - Passenger (complete) left and right, with ash tray, without armrest (fabric/vinyl or fabric/leather)	4	31-7712001 to 31-7812033 incl
	55430-02	A	SEAT ASSEMBLY - Passenger (complete) left and right, without ash tray and armrest (vinyl or leather)	4	31-7712001 to 31-7812033 incl
	55430-10	A	SEAT ASSEMBLY - Passenger (complete) left and right, without ash tray and armrest (fabric/vinyl or fabric/leather)	4	31-7712001 to 31-7812033 incl
	55430-18	A	SEAT ASSEMBLY - Passenger (complete) left, without ash tray, and armrest (leather or fabric/vinyl)	2	31-7812034 to 31-7912124 incl
	55430-28	A	SEAT ASSEMBLY - Passenger (complete) left, without ash tray, with outboard armrest only (leather or fabric/vinyl)	1	31-8012001 and up
	55430-19	A	SEAT ASSEMBLY - Passenger (complete) right, without ash tray, and armrest (leather or fabric/vinyl)	2	31-7812034 to 31-7912124 incl
	55430-29	A	SEAT ASSEMBLY - Passenger (complete) right, without ash tray, with outboard armrest only (leather or fabric/vinyl)	1	31-8012001 and up
	55430-04	A	SEAT ASSEMBLY - Passenger (complete) left, without ash tray, with armrest (vinyl or leather)	2	31-7712001 to 31-7812033 incl
	55430-05	A	SEAT ASSEMBLY - Passenger (complete) right, without ash tray, with armrest (vinyl or leather)	2	31-7712001 to 31-7812033 incl
	55430-12	A	SEAT ASSEMBLY - Passenger (complete) left, without ash tray, with armrest (fabric/vinyl or fabric/leather)	2	31-7712001 to 31-7812033 incl
	55430-13	A	SEAT ASSEMBLY - Passenger (complete) right, without ash tray, with armrest (fabric/vinyl or fabric/leather)	2	31-7712001 to 31-7812033 incl
	55430-21	A	SEAT ASSEMBLY - Passenger (complete) left, without ash tray, with armrest (leather or fabric/vinyl)	1	31-7812034 to 31-7912124 incl

When ordering, always specify Part Number, Description and Serial Number of Aircraft

PIPER PARTS CATALOG

Figure and Index Number	Part Number	Code	NOMENCLATURE	No. Req.	SERIAL NUMBERS AFFECTED
57A-1	55430-30	A,B	SEAT ASSEMBLY - Passenger (complete) left, without ash tray, with armrests (leather or fabric/vinyl)	1	31-8012001 and up
	55430-22	A	SEAT ASSEMBLY - Passenger (complete) right, without ash tray, with armrest (leather or fabric/vinyl)	2	31-7812034 to 31-7912124 incl
	55430-31	A,B	SEAT ASSEMBLY - Passenger (complete) right, without ash tray, with armrests (leather or fabric/vinyl)	1	31-8012001 and up
	55430-24	A	SEAT ASSEMBLY - Passenger (complete) left, with ash tray, without armrest (leather or fabric/vinyl)	2	31-7812034 to 31-7912124 incl
	55430-25	A	SEAT ASSEMBLY - Passenger (complete) right, with ash tray, without armrest (leather or fabric/vinyl)	2	31-7812034 to 31-7912124 incl
	71823-02	A,C	SEAT ASSEMBLY - Passenger (complete) left, without ash tray, with armrests and integral shoulder harness (leather or fabric/vinyl)	2	31-8112001 and up
	71823-03	A,C	SEAT ASSEMBLY - Passenger (complete) right, without ash tray, with armrests and integral shoulder harness (leather or fabric/vinyl)	2	31-8112001 and up
-2	25801-02	B	* BELT ASSEMBLY - Safety, passenger, black	2	
-3	49982-31		* BUSHING - Seat adjustment	4	
-4	99361-00	B	* RECEPTACLE - Headrest	2	
-5	49099-02	A	* ARMREST ASSEMBLY - Left (fabric/vinyl or leather), inboard	1	
	49099-03	A	* ARMREST ASSEMBLY - Right (fabric/vinyl or leather), inboard	1	
-6	52904-00		* * SUPPORT ASSEMBLY - Armrest, inboard	1	
-7	49086-02	A	* * PAD ASSEMBLY - Armrest, left, inboard	1	
	49086-03	A	* * PAD ASSEMBLY - Armrest, right, inboard	1	
-8	55389-02	A	* CUSHION ASSEMBLY - Seat back, without ash tray (vinyl or leather)	1	31-7712001 to 31-7812033 incl
	55389-03	A	* CUSHION ASSEMBLY - Seat back, with ash tray (vinyl or leather)	1	31-7712001 to 31-7812033 incl
	55405-02	A	* CUSHION ASSEMBLY - Seat back, without ash tray (fabric/vinyl or fabric/leather)	1	31-7712001 to 31-7812033 incl
	55405-03	A	* CUSHION ASSEMBLY - Seat back, with ash tray (fabric/vinyl or fabric/leather)	1	31-7712001 to 31-7812033 incl
	49474-02	A,B	* CUSHION ASSEMBLY - Seat back, left, without ash tray (leather or fabric/vinyl)	1	31-7812034 and up
	49474-03	A,B	* CUSHION ASSEMBLY - Seat back, right, without ash tray (leather or fabric/vinyl)	1	31-7812034 and up
	49474-04	A	* CUSHION ASSEMBLY - Seat back, left, with ash tray (leather or fabric/vinyl)	1	31-7812034 to 31-7912124 incl
	49474-05	A	* CUSHION ASSEMBLY - Seat back, right, with ash tray (leather or fabric/vinyl)	1	31-7812034 to 31-7912124 incl
	71914-02	A,C	* CUSHION ASSEMBLY - Seat back, left, without ash tray (leather or fabric/vinyl)	1	
	71914-03	A,C	* CUSHION ASSEMBLY - Seat back, right, without ash tray (leather or fabric/vinyl)	1	
-9	34447-00	B	* * DETENT - Seat hinge	2	
	29259-02	C	* * DETENT - Seat hinge	2	
-10	55390-02		* * PANEL ASSEMBLY - Seat back trim	1	31-7712001 to 31-7812033 incl
	49324-10	A,B	* * PANEL ASSEMBLY - Seat back trim, left	1	31-7812034 and up
	49324-11	A,B	* * PANEL ASSEMBLY - Seat back trim, right	1	31-7812034 and up
	71914-12	A,C	* * PANEL ASSEMBLY - Seat back trim, left	1	
	71914-13	A,C	* * PANEL ASSEMBLY - Seat back trim, right	1	
-11	27754-02		* * ASH TRAY ASSEMBLY	1	31-7812034 to 31-7912124 incl
-11a	52849-00		* * HINGE - Seat back, left	1	
	52849-01		* * HINGE - Seat back, right	1	

When ordering, always specify Part Number, Description and Serial Number of Aircraft

PIPER PARTS CATALOG

Figure and Index Number	Part Number	Code	NOMENCLATURE	No. Req.	SERIAL NUMBERS AFFECTED
57A-11b	55846-04	C	* * BRACKET - Inertia reel, left	1	
	55846-05	C	* * BRACKET - Inertia reel, right	1	
-11c	54534-07	C	* * INERTIA REEL ASSEMBLY - (Includes shoulder harness)	1	
-11d	401 280	C	* * BOLT - (AN3-26A)	1	
	60998-15	C	* * BUSHING - Outer	1	
	60998-16	C	* * BUSHING - Inner	1	
	407 564	C	* * WASHER - (AN960-10)	1	
	404 887	C	* * NUT - (MS20365-1032C)	1	
-12	55387-02	A	* CUSHION ASSEMBLY - Seat bottom, without armrest (vinyl or leather)	1	31-7712001 to 31-7812033 incl
	55387-04	A	* CUSHION ASSEMBLY - Seat bottom, left, with armrest (vinyl or leather)	1	31-7712001 to 31-7812033 incl
	55387-05	A	* CUSHION ASSEMBLY - Seat bottom, right, with armrest (vinyl or leather)	1	31-7712001 to 31-7812033 incl
	55386-02	A	* CUSHION ASSEMBLY - Seat bottom, without armrest (fabric and vinyl or leather)	1	31-7712001 to 31-7812033 incl
	55386-04	A	* CUSHION ASSEMBLY - Seat bottom, left, with armrest (fabric and vinyl or leather)	1	31-7712001 to 31-7812033 incl
	55386-05	A	* CUSHION ASSEMBLY - Seat bottom, right, with armrest (fabric and vinyl or leather)	1	31-7712001 to 31-7812033 incl
	49396-02	A,B	* CUSHION ASSEMBLY - Seat bottom, left, with armrest (leather or fabric/vinyl)	1	31-7812034 and up
	49397-02	A,B	* CUSHION ASSEMBLY - Seat bottom, left, without armrest (leather or fabric/vinyl)	1	31-7812034 and up
	49396-03	A,B	* CUSHION ASSEMBLY - Seat bottom, right, with armrest (leather or fabric/vinyl)	1	31-7812034 and up
	49397-03	A,B	* CUSHION ASSEMBLY - Seat bottom, right, without armrest (leather or fabric/vinyl)	1	31-7812034 and up
	49396-22	C	* CUSHION ASSEMBLY - Seat bottom, left (leather or fabric/vinyl)	1	
	49496-23	C	* CUSHION ASSEMBLY - Seat bottom, right (leather or fabric/vinyl)	1	
-13	18968-00		* * ROLLER - Seat	4	
-14	41413-38		* * BUSHING - Seat roller	4	
-15	47678-00		* * PLUNGER - Seat latch	2	
-16	41695-02	B	* * GUIDE - Seat latch	1	
	29282-02	C	* * GUIDE - Seat latch	1	
-17	41763-00		* * BRACKET - Seat track lock	2	
-18	47963-00		* * LINK - Seat track lock	2	
-19	44029-02		* * HANDLE ASSEMBLY - Seat track latch release	1	
-20	45255-00		* * HANDLE - Seat track latch release	1	
-21	42074-00	B	* * PAWL ASSEMBLY - Seat recliner	2	
	29184-02	C	* * PAWL ASSEMBLY - Seat recliner	2	
-22	42282-00		* * SPRING - Seat track latch	2	
-23	83303-03		* * SPRING - Seat recliner	2	
-24	54179-02		* * ROD - Seat plunger, left	1	
	54179-03		* * ROD - Seat plunger, right	1	
-25	400 882		* * BOLT - (AN23-30A)	4	
	407 584		* * WASHER - (AN960-10L)	4	
	477 707		* * NUT - (26C-02)	4	
-26	400 920		* * BOLT - (AN24-30A)	4	
	407 585		* * WASHER - (AN960-416L)	4	
	477 708		* * NUT - (26C-048)	4	
-27	571 091		* * KNOB - Seat adjustment (225 gray)	2	
-28	54182-02		* * TUBE ASSEMBLY - Seat recliner release	1	
-29	54179-04		* * ROD - Recliner mechanism (8.50" L)	2	
	54179-05		* * ROD - Recliner mechanism (7.75" L)	2	
-30	47959-00		* * ARM ASSEMBLY - Seat recliner mechanism	2	

When ordering, always specify Part Number, Description and Serial Number of Aircraft

PIPER PARTS CATALOG

Figure and Index Number	Part Number	Code	NOMENCLATURE	No. Req	SERIAL NUMBERS AFFECTED
57A-31	554 671		* * CLIP - (HS99339-2L) (with 156" dia rod) Left	2	
	554 670		* * CLIP - (HS99355-2R) (with 156" dia rod) Right	2	
-32	587 600	B	* * SUSPENSION - Elastaseat (P-151)	1	
	41722-10	B	* * NETTING - Nylon	1	
	48531-12	C	* * NETTING - Nylon	1	
-33	52898-00		* * BRACKET ASSEMBLY - Armrest attachment	1	
-34	52893-00		* * BRACKET - Armrest attachment	1	
-35	52889-00		* * BRACKET - Armrest attachment	1	
-36	49092-08	A	* * LOOP ASSEMBLY - Seat belt	1	
-37	53122-05		* * COVER - Seat bottom trim, front	1	31-7712001 to 31-7812033 incl
	49092-06		* * COVER - Seat bottom trim, front	1	31-7812034 and up
-38	53126-02		* * COVER - Seat bottom trim, rear	1	31-7712001 to 31-7812033 incl
	49092-07		* * COVER - Seat bottom trim, rear	1	31-7812034 and up
-38a	54534-05	C	* * BELT ASSEMBLY - Safety, left or right	1	
-39	48537-14	A	* * PANEL ASSEMBLY - Armrest trim, left	1	
	48537-15	A	* * PANEL ASSEMBLY - Armrest trim, right	1	
-40	14175-111		* BUSHING - Seat adjustment	2	
-41	41413-26		* BUSHING - Seat adjustment	4	
-42	41413-38		* BUSHING - Seat adjustment	2	
-43	400 926		* BOLT - (AN24-36A)	2	
	407 565		* WASHER - (AN960-416)	2	
	407 585		* WASHER - (AN960-416L)	2	
	477 708		* NUT - (26C-048)	2	
-44	44114-00		* WASHER - Seat trim	4	
-45	400 920	B	* BOLT - (AN24-30A)	2	
	407 565	B	* WASHER - (AN960-416)	2	
	477 709	B	* NUT - Chrome (26C-048)	2	
-46	49982-27		* BUSHING - Armrest attachment, front	1	
-47	49982-28		* BUSHING - Armrest attachment, rear	1	
-48	400 890		* BOLT - (AN23-40A)	2	
-49	52917-00		* COVER - Armrest bracket trim	1	
-50	71158-16	A,B	* ARMREST ASSEMBLY - Left, outboard (fabric or leather)	1	31-8012001 and up
	71158-17	A,B	* ARMREST ASSEMBLY - Right, outboard (fabric or leather)	1	31-8012001 and up
-51	58382-08	B	* * SUPPORT - Armrest, left	1	31-8012001 and up
	58382-09	B	* * SUPPORT - Armrest, right	1	31-8012001 and up
-52	489 424	B	* * ASHTRAY - (3130-4)	1	31-8012001 and up
-52a	70476-02	C	* ARMREST ASSEMBLY - Left, outboard (fabric or leather)	1	
	70476-03	C	* ARMREST ASSEMBLY - Right, outboard (fabric or leather)	1	
-52b	489 424	C	* * ASHTRAY - (3130-4)	1	
-53	400 924	B	* BOLT - (AN24-34A) Aft, outboard	1	31-8012001 and up
	400 907	B	* BOLT - (AN24-17A) Forward, outboard	1	31-8012001 and up
-53a	400 922	C	* BOLT - (AN24-32A)	2	
	477 709	C	* NUT - (26C-048) Chrome	2	
-54	56957-40	B	* BUSHING - Aft, outboard	1	31-8012001 and up
	29999-11	B	* BUSHING - Forward, outboard	1	31-8012001 and up
-54a	56957-38	C	* BUSHING - Outboard armrest, upper	1	
	14175-111	C	* BUSHING - Outboard armrest, lower	1	
-55	49089-08	A	HEADREST ASSEMBLY - Left (fabric/vinyl or fabric/leather)	2	31-7712001 to 31-7812033 incl
	49089-09	A	HEADREST ASSEMBLY - Right (fabric/vinyl or fabric/leather)	2	31-7712001 to 31-7812033 incl
	49425-02	A	HEADREST ASSEMBLY - Left (leather or fabric/vinyl)	2	31-7812034 to 31-7812129 incl
	49425-03	A	HEADREST ASSEMBLY - Right (leather or fabric/vinyl)	2	31-7812034 to 31-7812129 incl
	49425-12	A,B	HEADREST ASSEMBLY - Left (leather or fabric/vinyl)	2	31-7912001 and up
	49425-13	A,B	HEADREST ASSEMBLY - Right (leather or fabric/vinyl)	2	31-7912001 and up
-56	52338-00		STOP - Seat track	4	
-57	415 448		SCREW - (AN526-832R6)	8	
	407 042		WASHER - Lock (MS35338-42)	8	
-58	400 916		BOLT - (AN24-26A)	2	
	404 836		NUT - (MS20364-428C)	2	

When ordering, always specify Part Number, Description and Serial Number of Aircraft

PIPER PARTS CATALOG

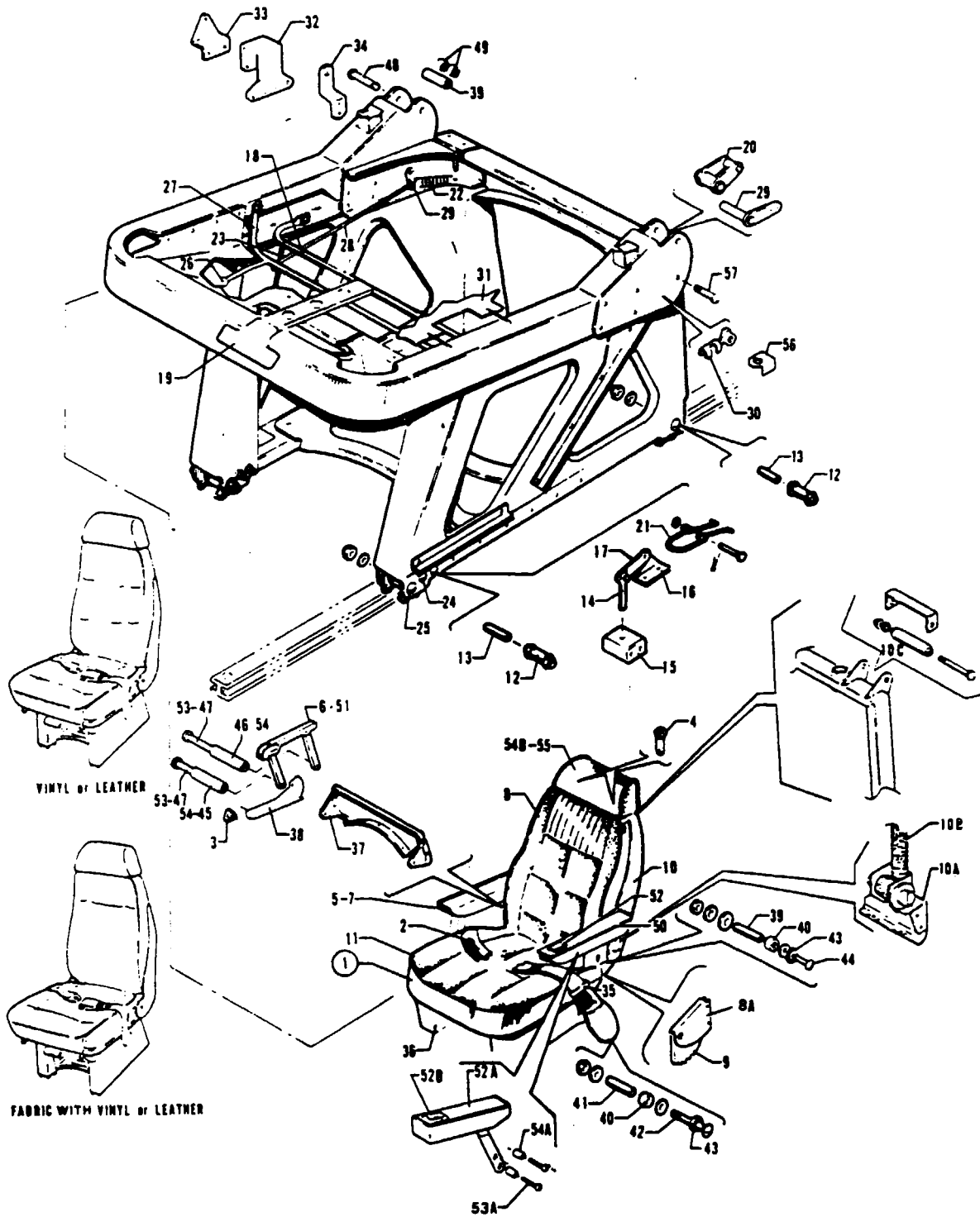


Figure 58 Seats Installation, Third and Fourth, Aft Facing
(Serial Nos. 31-7712001 and up)

PIPER PARTS CATALOG

CODE EXPLANATIONS FOR FIGURE 58

- A - Serial number of aircraft must be supplied when ordering this part
- B - Used if seat assembly does not incorporate an integral shoulder harness
- C - Used if seat assembly incorporates an integral shoulder harness

PIPER PARTS CATALOG

Figure and Index Number	Part Number	Code	NOMENCLATURE	No. Req.	SERIAL NUMBERS AFFECTED
58-	44505 74096	B C	DRAWING - Third or Fourth Aft Facing Seat Installation DRAWING - Passenger Seats Installation		31-7712001 and up 31-8112001 and up
-1	55430-02	A	SEAT ASSEMBLY - Third or fourth (complete) aft facing, without ash tray and armrest (vinyl or leather)	2	31-7712001 to 31-7812033 incl
	55430-10	A	SEAT ASSEMBLY - Third or fourth (complete) aft facing, without ash tray and armrest (fabric/vinyl or fabric/leather)	2	31-7712001 to 31-7812033 incl
	55430-04	A	SEAT ASSEMBLY - Third (complete) aft facing, without ash tray, with armrest (vinyl or leather)	1	31-7712001 to 31-7812033 incl
	55430-12	A	SEAT ASSEMBLY - Third (complete) aft facing, without ash tray, with armrest (fabric/vinyl or fabric/leather)	1	31-7712001 to 31-7812033 incl
	55430-19	A	SEAT ASSEMBLY - Third (complete) aft facing, without ash tray and armrest (leather or fabric/vinyl)	1	31-7812034 to 31-7912124 incl
	55430-29	A,B	SEAT ASSEMBLY - Third (complete) aft facing, without ash tray, with outboard armrest only (leather or fabric/vinyl)	1	31-8012001 and up
	55430-22	A	SEAT ASSEMBLY - Third (complete) aft facing, without ash tray, with armrest (leather or fabric/vinyl)	1	31-7812034 to 31-7912124 incl
	55430-31	A,B	SEAT ASSEMBLY - Third (complete) aft facing, without ash tray, with armrests (leather or fabric/vinyl)	1	31-8012001 and up
	71823-04	A,C	SEAT ASSEMBLY - Third (complete) aft facing, without ash tray, with armrests and integral shoulder harness (leather or fabric/vinyl)	1	31-8112001 and up
	55430-05	A	SEAT ASSEMBLY - Fourth (complete) aft facing, without ash tray, with armrest (vinyl or leather)	1	31-7712001 to 31-7812033 incl
	55430-13	A	SEAT ASSEMBLY - Fourth (complete) aft facing, without ash tray, with armrest (fabric/vinyl or fabric/leather)	1	31-7712001 to 31-7812033 incl
	55430-18	A	SEAT ASSEMBLY - Fourth (complete) aft facing, without ash tray and armrest (leather or fabric/vinyl)	1	31-7812034 to 31-7912124 incl
	55438-28	A,B	SEAT ASSEMBLY - Fourth (complete) aft facing, without ash tray, with outboard armrest only (leather or fabric/vinyl)	1	31-8012001 and up
	55430-21	A	SEAT ASSEMBLY - Fourth (complete) aft facing, without ash tray, with armrest (leather or fabric/vinyl)	1	31-7812034 to 31-7912124 incl
	55438-30	A,B	SEAT ASSEMBLY - Fourth (complete) aft facing, without ash tray, with armrests (leather or fabric/vinyl)	1	31-8012001 and up
	71823-05	A,C	SEAT ASSEMBLY - Fourth (complete) aft facing, without ash tray, with armrests and integral shoulder harness (leather or fabric/vinyl)	1	31-8112001 and up
-2	25801-02	B	* BELT ASSEMBLY - Safety, passenger, black	1	
-3	52917-00		* COVER - Armrest bracket trim	1	
-4	99361-00		* RECEPTACLE - Headrest	2	
-5	49099-02	A	* ARMREST ASSEMBLY - Left (fabric/vinyl or leather) inboard	1	
	49099-03	A	* ARMREST ASSEMBLY - Right (fabric/vinyl or leather) inboard	1	
-6	52904-00		* * SUPPORT ASSEMBLY - Armrest, inboard	1	

When ordering, always specify Part Number, Description and Serial Number of Aircraft

PIPER PARTS CATALOG

Figure and Index Number	Part Number	Code	NOMENCLATURE	No. Req.	SERIAL NUMBERS AFFECTED
58-7	49086-02	A	* * PAD ASSEMBLY - Armrest, left, inboard	1	
	49086-03	A	* * PAD ASSEMBLY - Armrest, right, inboard	1	
-8	55389-02	A	* CUSHION ASSEMBLY - Seat back, without ash tray (vinyl or leather)	1	31-7712001 to 31-7812033 incl
	55405-02	A	* CUSHION ASSEMBLY - Seat back, without ash tray (fabric/vinyl or fabric/leather)	1	31-7712001 to 31-7812033 incl
	49474-02	A,B	* CUSHION ASSEMBLY - Seat back, without ash tray (leather or fabric/vinyl) third seat	1	31-7812034 and up
	49474-03	A,B	* CUSHION ASSEMBLY - Seat back, without ash tray (leather or fabric/vinyl) fourth seat	1	31-7812034 and up
	71914-16	A,C	* CUSHION ASSEMBLY - Seat back, without ash tray (leather or fabric/vinyl) third seat	1	
	71914-17	A,C	* CUSHION ASSEMBLY - Seat back, without ash tray (leather or fabric/vinyl) fourth seat	1	
-8a	52849-00	B	* * HINGE - Seat back, left	1	
	52849-01	B	* * HINGE - Seat back, right	1	
-9	34447-00	B	* * DETENT - Seat hinge	2	
	71656-04	C	* * DETENT - Seat hinge	1	
-10	55390-02	A	* * PANEL ASSEMBLY - Seat back trim	1	31-7712001 to 31-7812033 incl
	49324-10	A,B	* * PANEL ASSEMBLY - Seat back trim, third seat	1	31-7812034 and up
	49324-11	A,B	* * PANEL ASSEMBLY - Seat back trim, fourth seat	1	31-7812034 and up
	71914-12	A,C	* * PANEL ASSEMBLY - Seat back trim, third seat	1	
	71914-13	A,C	* * PANEL ASSEMBLY - Seat back trim, fourth seat	1	
-10a	71660-14	C	* * SUPPORT - Harness, left	1	
	71660-15	C	* * SUPPORT - Harness, right	1	
-10b	72607-03	C	* * INERTIA REEL ASSEMBLY - (Includes shoulder harness)	1	
-10c	401 280	C	* * BOLT - (AN3-26A)	1	
	60998-15	C	* * BUSHING - Outer	1	
	60998-16	C	* * BUSHING - Inner	1	
	407 564	C	* * WASHER - (AN960-10)	1	
	404 887	C	* * NUT - (MS20365-1032C)	1	
-11	55387-02	A	* CUSHION ASSEMBLY - Seat bottom, without armrest (vinyl or leather)	1	31-7712001 to 31-7812033 incl
	55387-04	A	* CUSHION ASSEMBLY - Seat bottom, left, with armrest (vinyl or leather)	1	31-7712001 to 31-7812033 incl
	55387-05	A	* CUSHION ASSEMBLY - Seat bottom, right, with armrest (vinyl or leather)	1	31-7712001 to 31-7812033 incl
	55386-02	A	* CUSHION ASSEMBLY - Seat bottom, without armrest (fabric/vinyl or fabric/leather)	1	31-7712001 to 31-7812033 incl
	55386-04	A	* CUSHION ASSEMBLY - Seat bottom, left, with armrest (fabric/vinyl or fabric/leather)	1	31-7712001 to 31-7812033 incl
	55386-05	A	* CUSHION ASSEMBLY - Seat bottom, right, with armrest (fabric/vinyl or fabric/leather)	1	31-7712001 to 31-7812033 incl
	49396-02	A,B	* CUSHION ASSEMBLY - Seat bottom, left, with armrest (leather or fabric/vinyl)	1	31-7812034 and up
	49397-02	A,B	* CUSHION ASSEMBLY - Seat bottom, left, without armrest (leather or fabric/vinyl)	1	31-7812034 and up
	49396-03	A,B	* CUSHION ASSEMBLY - Seat bottom, right, with armrest (leather or fabric/vinyl)	1	31-7812034 and up
	49397-03	A,B	* CUSHION ASSEMBLY - Seat bottom, right, without armrest (leather or fabric/vinyl)	1	31-7812034 and up
	49396-22	A,C	* CUSHION ASSEMBLY - Seat bottom, right (leather or fabric/vinyl)	1	
	49396-23	A,C	* CUSHION ASSEMBLY - Seat bottom, left, (leather or fabric/vinyl)	1	
-12	18968-00		* * ROLLER - Seat	4	
-13	41413-38		* * BUSHING - Seat roller	2	
-14	47678-00		* * PLUNGER - Seat latch	2	

When ordering, always specify Part Number, Description and Serial Number of Aircraft

PIPER PARTS CATALOG

Figure and Index Number	Part Number	Code	NOMENCLATURE	No. Req.	SERIAL NUMBERS AFFECTED
58-15	41695-02	B	* * GUIDE - Seat latch	2	
	29282-02	C	* * GUIDE - Seat latch	2	
-16	41763-00		* * BRACKET - Seat track lock	2	
-17	47963-00		* * LINK - Seat track lock	2	
-18	44029-02		* * HANDLE ASSEMBLY - Seat track latch release	1	
-19	45255-00		* * HANDLE - Seat track latch release	1	
-20	42074-00	B	* * PAWL ASSEMBLY - Seat recliner	2	
	29184-02	C	* * PAWL ASSEMBLY - Seat recliner	2	
-21	42282-00		* * SPRING - Seat track latch	2	
-22	83303-03		* * SPRING - Seat recliner	2	
-23	54179-02		* * ROD - Seat plunger, left	1	
	54179-03		* * ROD - Seat plunger, right	1	
-24	400 882		* * BOLT - (AN23-30A)	4	
	407 584		* * WASHER - (AN960-10L)	4	
	477 707		* * NUT - (26C-02)	4	
-25	400 920		* * BOLT - (AN24-30A)	4	
	407 585		* * WASHER - (AN960-416L)	4	
	477 708		* * NUT - (26C-048)	4	
-26	571 091		* * KNOB - Seat adjustment (225 gray)	2	
-27	54182-02		* * TUBE ASSEMBLY - Seat recliner release	1	
-28	54179-04		* * ROD - Recliner mechanism (8.50" L)	2	
	54179-05		* * ROD - Recliner mechanism (7.75" L)	2	
-29	47959-00		* * ARM ASSEMBLY - Seat recliner mechanism	2	
-30	554 671		* * CLIP - (HS99339-2L) (with .156 dia.rod) Left	2	
	554 670		* * CLIP - (HS99355-2R) (with .156 dia. rod) Right	2	
-31	587 600	B	* * SUSPENSION - Elastaseat (P-151)	1	
	41722-10	B	* * NETTING - Nylon	1	
	48531-12	C	* * NETTING - Nylon	1	
-32	52898-00		* * BRACKET ASSEMBLY - Armrest attachment	1	
-33	52893-00		* * BRACKET - Armrest attachment	1	
-34	52889-00		* * BRACKET - Armrest attachment	1	
-35	49092-08	A	* * LOOP ASSEMBLY - Seat belt	1	
-36	53122-05		* * COVER - Seat bottom trim, front	1	31-7712001 to 31-7812033 incl
	49092-06		* * COVER - Seat bottom trim, front	1	31-7812034 and up
-37	53126-02		* * COVER - Seat bottom trim, rear	1	31-7712001 to 31-7812033 incl
	49092-07		* * COVER - Seat bottom trim, rear	1	31-7812034 and up
-38	48537-14	A	* * PANEL ASSEMBLY - Armrest trim, left	1	
	48537-15	A	* * PANEL ASSEMBLY - Armrest trim, right	1	
-39	14175-111		* * BUSHING - Seat adjustment	4	
-40	41413-26		* * BUSHING - Seat adjustment	4	
-41	41413-38		* * BUSHING - Seat adjustment	2	
-42	400 926		* * BOLT - (AN24-36A)	2	
	407 565		* * WASHER - (AN960-416)	2	
	407 585		* * WASHER - (AN960-416L)	2	
	477 708		* * NUT - (26C-048)	2	
-43	44114-00		* * WASHER - Seat trim	4	
-44	400 920	B	* * BOLT - (AN24-30A)	2	
	400 917	C	* * BOLT - (AN24-27A)	2	
	407 565		* * WASHER - (AN960-416)	2	
	477 709		* * NUT - Chrome (26C-048)	2	
-45	49982-27		* * BUSHING - Armrest attachment, front	1	
-46	49982-28		* * BUSHING - Armrest attachment, rear	1	
-47	400 890		* * BOLT - (AN23-40A)	2	

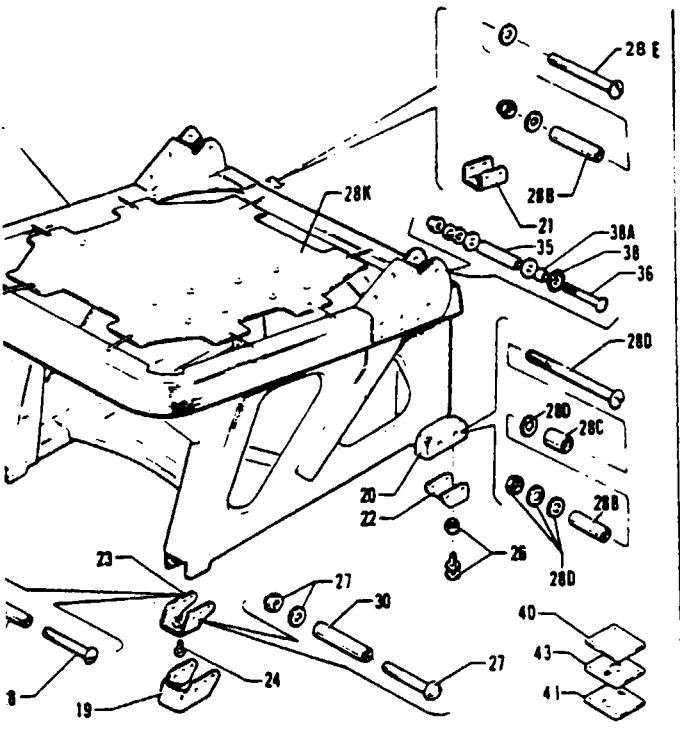
When ordering, always specify Part Number, Description and Serial Number of Aircraft

PIPER PARTS CATALOG

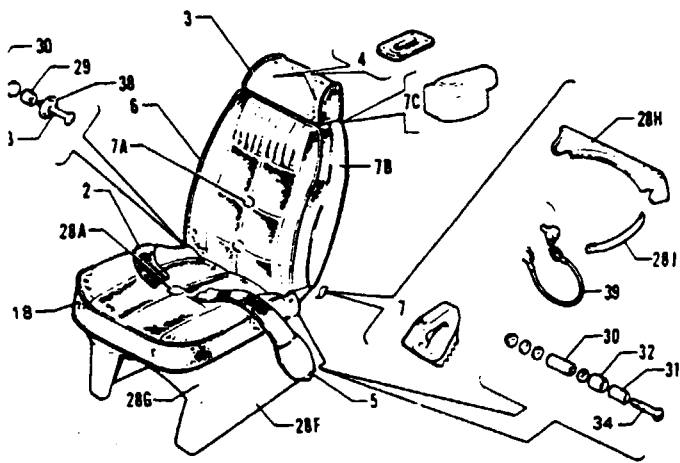
Figure and Index Number	Part Number	Code	NOMENCLATURE	No. Req.	SERIAL NUMBERS AFFECTED
58-48	400 916	B	* BOLT - (AN24-26A)	2	
	404 836	B	* NUT - (MS20364-428C)	2	
-49	49982-31		* BUSHING - Seat adjustment	4	
-50	71158-16	A,B	* ARMREST ASSEMBLY - Left, outboard (fabric or leather)	1	31-8012001 and up
	71158-17	A,B	* ARMREST ASSEMBLY - Right, outboard (fabric or leather)	1	31-8012001 and up
-51	58382-08	B	* * SUPPORT - Armrest, left	1	31-8012001 and up
	58382-09	B	* * SUPPORT - Armrest, right	1	31-8012001 and up
-52	489 424	B	* * ASH TRAY - (3130-4)	1	31-8012001 and up
-52a	70476-03	A,C	* ARMREST ASSEMBLY - Left, outboard (leather or fabric)	1	
	70476-02	A,C	* ARMREST ASSEMBLY - Right, outboard (leather or fabric)	1	
-52b	489 424	C	* * ASH TRAY - (3130-4)	1	
-53	400 924	B	* BOLT - (AN24-34A) Aft	1	31-8012001 and up
	400 907	B	* BOLT - (AN24-17A) Forward	1	31-8012001 and up
-53a	400 922	C	* BOLT - (AN24-32A)	2	
	477 709	C	* NUT - (26C-048)	2	
-54	56957-40	B	* BUSHING - Aft	1	31-8012001 and up
	29999-11	B	* BUSHING - Forward	1	31-8012001 and up
-54a	56957-38	C	* BUSHING - Upper	1	
	14175-111	C	* BUSHING - Lower	1	
-54b	49735-27	A,C	* HEADREST ASSEMBLY - Third seat	1	
	49735-26	A,C	* HEADREST ASSEMBLY - Fourth seat	1	
-55	49103-02	A	HEADREST ASSEMBLY - (10" high) (fabric/vinyl or fabric/leather)	2	31-7712001 to 31-7812033 incl
	49428-02	A	HEADREST ASSEMBLY - Third seat	1	31-7812034 to 31-7812129 incl.
	49428-03	A	HEADREST ASSEMBLY - Fourth seat	1	31-7812034 to 31-7812129 incl
	49428-10	A,B	HEADREST ASSEMBLY - Third seat	1	31-7912001 and up
	49428-11	A,B	HEADREST ASSEMBLY - Fourth seat	1	31-7912001 and up
-56	43759-00		STOP - Seat	2	
-57	400 916		BOLT - (AN24-26A)	2	
	404 836		NUT - (MS20364-428C)	2	

When ordering, always specify Part Number, Description and Serial Number of Aircraft

PIPER PARTS CATALOG



7TH SEAT



8TH SEAT

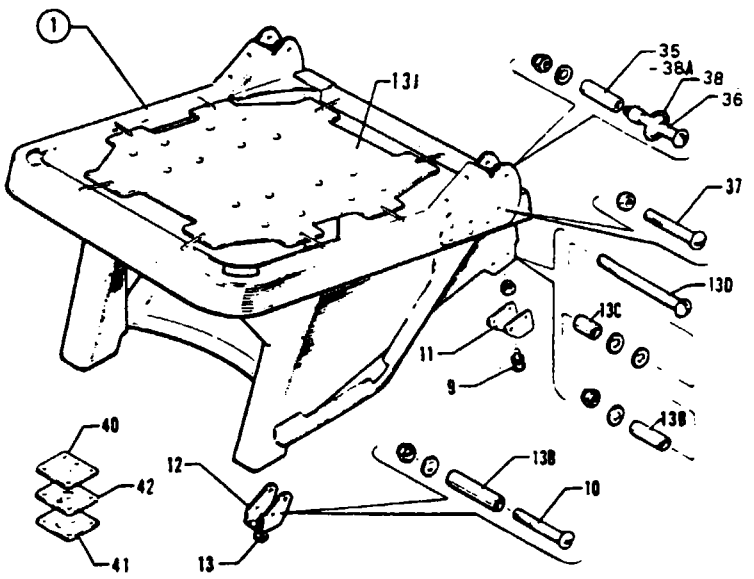
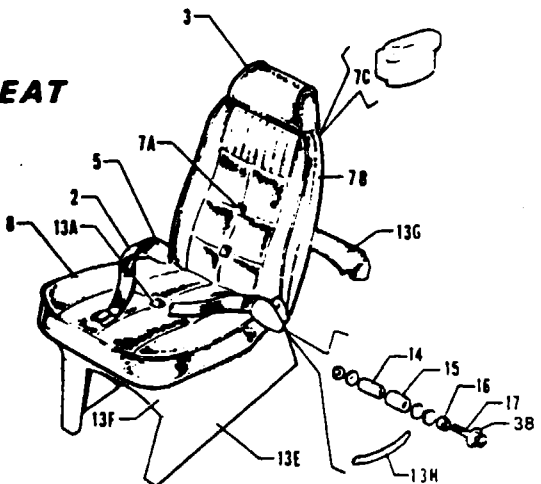


Figure 58A 7th and 8th Seat Installation
(Serial Nos 31-5 to 31-7612110 inclusive)

PIPER PARTS CATALOG

CODE EXPLANATIONS FOR FIGURE 58A

- A - When ordering, specify color gold, gold and red, gold and green or gold and blue.
- B - Used if 17 inch high seat back trim panel is installed.
- C - Used if 22 inch high seat back trim panel is installed.
- D - When ordering, specify color red, blue, black, gold, rawhyde or white.
- E - When ordering, specify color red, blue, gold or rawhyde.
- F - Serial number of aircraft must be supplied when ordering this part.
- G - When ordering, specify color red, blue, black, gold or white.
- H - When ordering, specify color gold, red, green or blue.
- J - When ordering, specify color rawhyde or white.

PIPER PARTS CATALOG

Figure and Index Number	Part Number	Code	NOMENCLATURE	No. Req.	SERIAL NUMBERS AFFECTED
58A-	42718		DRAWING - 8th Seat Installation (Left)		31-5 to 31-900 inclusive
	53518		DRAWING - 8th Seat Installation (Left)		31-7300901 to 31-7612110 incl.
	42623		DRAWING - 7th Seat Installation (Right)		31-5 to 31-900 inclusive
	53505		DRAWING - 7th Seat Installation (Right)		31-7300901 to 31-7612110 incl.
-1	42610-00	A	SEAT ASSEMBLY - Passenger, left (complete) leather trim	1	31-5 to 31-353 inclusive
	42610-02	A	SEAT ASSEMBLY - Passenger, left (complete) vinyl trim	1	31-5 to 31-353 inclusive
	44100-00	B	SEAT ASSEMBLY - Passenger, left (complete) leather and fabric, red	1	31-354 to 31-900 inclusive
	44100-02	B	SEAT ASSEMBLY - Passenger, left (complete) leather and fabric, blue	1	31-354 to 31-900 inclusive
	44100-03	B	SEAT ASSEMBLY - Passenger, left (complete) leather and fabric, black	1	31-354 to 31-751 inclusive
	44100-04	B	SEAT ASSEMBLY - Passenger, left (complete) leather and fabric, gold	1	31-354 to 31-900 inclusive
	44100-05	B	SEAT ASSEMBLY - Passenger, left (complete) leather and fabric, rawhyde	1	31-752 to 31-900 inclusive
	44100-07	B,D	SEAT ASSEMBLY - Passenger, left (complete) leather	1	31-752 to 31-900 inclusive
	44100-06	C,E	SEAT ASSEMBLY - Passenger, left (complete) leather and fabric	1	31-752 to 31-900 inclusive
	44100-08	C,D	SEAT ASSEMBLY - Passenger, left (complete) leather	1	31-752 to 31-900 inclusive
	53509-00	F	SEAT ASSEMBLY - Passenger, left (complete)	1	31-7300901 and up
	42609-00	A	SEAT ASSEMBLY - Passenger, right (complete) leather trim	1	31-5 to 31-353 inclusive
	42609-02	A	SEAT ASSEMBLY - Passenger, right (complete) vinyl trim	1	31-5 to 31-353 inclusive
	44099-00	B	SEAT ASSEMBLY - Passenger, right (complete) leather and fabric, red	1	31-354 to 31-900 inclusive
	44099-02	B	SEAT ASSEMBLY - Passenger, right (complete) leather and fabric, blue	1	31-354 to 31-900 inclusive
	44099-03	B	SEAT ASSEMBLY - Passenger, right (complete) leather and fabric, black	1	31-354 to 31-751 inclusive
	44099-04	B	SEAT ASSEMBLY - Passenger, right (complete) leather and fabric, gold	1	31-354 to 31-900 inclusive
	44099-05	B	SEAT ASSEMBLY - Passenger, right (complete) leather and fabric, rawhyde	1	31-752 to 31-900 inclusive
	44099-07	B,D	SEAT ASSEMBLY - Passenger, right (complete) leather	1	31-752 to 31-900 inclusive
	44099-06	C,E	SEAT ASSEMBLY - Passenger, right (complete) leather and fabric	1	31-752 to 31-900 inclusive
44099-08	C,D	SEAT ASSEMBLY - Passenger, right (complete) leather	1	31-752 to 31-900 inclusive	
53499-00	F	SEAT ASSEMBLY - Passenger, right (complete)	1	31-7300901 and up	
-2	25801-07		BELT ASSEMBLY - Safety, passenger, fawn	1	
	25801-05		BELT ASSEMBLY - Safety, passenger, black	1	31-354 and up
	25801-06		BELT ASSEMBLY - Safety, passenger, blue	1	31-354 and up
-3	25223-52		HEADREST ASSEMBLY - Leather, gold	1	31-5 to 31-353 inclusive
	25223-48		HEADREST ASSEMBLY - Vinyl, gold	1	31-5 to 31-353 inclusive
	44035-02		HEADREST ASSEMBLY - Leather and fabric, red	1	31-354 to 31-900 inclusive
	44035-03		HEADREST ASSEMBLY - Leather and fabric, blue	1	31-354 to 31-900 inclusive
	44035-04		HEADREST ASSEMBLY - Leather and fabric, black	1	31-354 to 31-751 inclusive
	44035-05		HEADREST ASSEMBLY - Leather and fabric, gold	1	31-354 to 31-900 inclusive
	44035-16		HEADREST ASSEMBLY - Leather and fabric, rawhyde	1	31-752 to 31-900 inclusive
	44035-17	D	HEADREST ASSEMBLY - Leather	1	31-752 to 31-900 inclusive
	53288-00	F	HEADREST ASSEMBLY	1	31-7300901 and up
	4	25607-00		PLATE - Headrest tube trim	2

When ordering, always specify Part Number, Description and Serial Number of Aircraft

PIPER PARTS CATALOG

Figure and Index Number	Part Number	Code	NOMENCLATURE	No. Req.	SERIAL NUMBERS AFFECTED		
58A-5	43229-02	G	SHROUD ASSEMBLY - Safety belt fitting, beige	2	31-5 to 31-353 inclusive		
	43229-22		SHROUD ASSEMBLY - Safety belt fitting	2	31-354 to 31-900 inclusive		
-6	43229-20	F	SHROUD ASSEMBLY - Safety belt fitting, rawhyde	2	31-752 to 31-900 inclusive		
	53134-00		SHROUD ASSEMBLY - Safety belt fitting	2	31-7300901 and up		
	42270-00	A	CUSHION ASSEMBLY - Passenger seat back, leather trim	1	31-5 to 31-353 inclusive		
	42270-14	A	CUSHION ASSEMBLY - Passenger seat back, vinyl trim	1	31-5 to 31-353 inclusive		
	44061-00	B	CUSHION ASSEMBLY - Passenger seat back, leather and fabric, red	1	31-354 to 31-900 inclusive		
	44061-15		CUSHION ASSEMBLY - Passenger seat back, leather and fabric, blue	1	31-354 to 31-900 inclusive		
	44061-16	B	CUSHION ASSEMBLY - Passenger seat back, leather and fabric, black	1	31-354 to 31-751 inclusive		
	44061-17	B	CUSHION ASSEMBLY - Passenger seat back, leather and fabric, gold	1	31-354 to 31-900 inclusive		
	44061-38	B	CUSHION ASSEMBLY - Passenger seat back, leather and fabric, rawhyde	1	31-752 to 31-900 inclusive		
	44061-39	B,D	CUSHION ASSEMBLY - Passenger seat back, leather	1	31-752 to 31-900 inclusive		
	44871-04	C,E	CUSHION ASSEMBLY - Passenger seat back, leather and fabric	1	31-752 to 31-900 inclusive		
	44871-05	C,D	CUSHION ASSEMBLY - Passenger seat back, leather	1	31-752 to 31-900 inclusive		
	53498-00	F	CUSHION ASSEMBLY - Passenger seat back	1	31-7300901 and up		
	-7	42598-00		DETENT - Seat hinge	2	31-5 to 31-353 inclusive	
		47624-00		DETENT - Seat hinge	2	31-354 to 31-900 inclusive	
		34447-00		DETENT - Seat hinge	2	31-7300901 and up	
	-7a	42271-00	H	BUTTON ASSEMBLY - Seat trim	2	31-5 to 31-353 inclusive	
-7b	42260-00		PANEL - Seat back trim, vinyl, beige	1	31-5 to 31-353 inclusive		
	44042-00		PANEL ASSEMBLY - Seat back trim, leather, red	1	31-354 to 31-900 inclusive		
	44042-05		PANEL ASSEMBLY - Seat back trim, leather, blue	1	31-354 to 31-900 inclusive		
	44042-06		PANEL ASSEMBLY - Seat back trim, leather, black	1	31-354 to 31-751 inclusive		
	44042-07		PANEL ASSEMBLY - Seat back trim, leather, gold	1	31-354 to 31-900 inclusive		
	44042-14		B,J	PANEL ASSEMBLY - Seat back trim, leather	1	31-752 to 31-900 inclusive	
	44867-06		C,D	PANEL ASSEMBLY - Seat back trim, leather	1	31-752 to 31-900 inclusive	
	53129-03		F	PANEL ASSEMBLY - Seat back trim	1	31-7300901 and up	
	-7c		53128-00	F	ASH TRAY ASSEMBLY - Seat	1	31-7300901 and up
	-8		42615-00	A	CUSHION ASSEMBLY - Passenger seat bottom, left, leather trim	1	31-5 to 31-353 inclusive
			42615-02	A	CUSHION ASSEMBLY - Passenger seat bottom, left, vinyl trim	1	31-5 to 31-353 inclusive
			44098-00		CUSHION ASSEMBLY - Passenger seat bottom, left, leather and fabric, red	1	31-354 to 31-900 inclusive
			44098-05		CUSHION ASSEMBLY - Passenger seat bottom, left, leather and fabric, blue	1	31-354 to 31-900 inclusive
			44098-06		CUSHION ASSEMBLY - Passenger seat bottom, left, leather and fabric, black	1	31-354 to 31-751 inclusive
44098-07		CUSHION ASSEMBLY - Passenger seat bottom, left, leather and fabric, gold	1		31-354 to 31-900 inclusive		
44098-14		CUSHION ASSEMBLY - Passenger seat bottom, left, leather and fabric, rawhyde	1		31-752 to 31-900 inclusive		
44098-17		D	CUSHION ASSEMBLY - Passenger seat bottom, left, leather		1	31-752 to 31-900 inclusive	
53502-00		F	CUSHION ASSEMBLY - Passenger seat bottom, left		1	31-7300901 and up	

When ordering, always specify Part Number, Description and Serial Number of Aircraft

PA-31-300
PA-31-310
PA-31-325

PIPER PARTS CATALOG

Figure and Index Number	Part Number	Code	NOMENCLATURE	No. Req.	SERIAL NUMBERS AFFECTED
58A-9	487 712		STUD - (295460-3-4)	2	
	404 888		NUT - (MS20365-428C)	2	
-10	400 919		BOLT - (AN24-29A)	4	
	407 565		WASHER - (AN960-416)	4	
	404 836		NUT - (MS20364-428C)	4	
-11	42575-00		BRACKET - Seat attachment, rear	2	
-12	42576-00		BRACKET ASSEMBLY - Seat attachment, front	2	
-13	400 899		BOLT - (AN24-9A)	1	
-13a	42271-00	H	BUTTON ASSEMBLY - Seat trim	1	31-5 to 31-353 inclusive
-13b	42571-02		BUSHING - Seat bottom	6	
-13c	42571-03		BUSHING - Seat bottom	2	
-13d	400 931		BOLT - (AN24-44A)	2	
	407 565		WASHER - (AN960-416)	4	
	477 709		NUT - (26C-048)	2	
-13a	42174-02		COVER - Seat bottom frame trim, left	1	31-5 to 31-353 inclusive
	42174-03		COVER - Seat bottom frame trim, right	1	31-5 to 31-353 inclusive
-13f	43976-07		SKIRT - Passenger seat, red	1	31-354 to 31-900 inclusive
	43976-08		SKIRT - Passenger seat, blue	1	31-354 to 31-900 inclusive
	43976-09		SKIRT - Passenger seat, black	1	31-354 to 31-900 inclusive
	43976-10		SKIRT - Passenger seat, beige	1	31-354 to 31-900 inclusive
	43976-16		SKIRT - Passenger seat, rawhide	1	31-752 to 31-900 inclusive
	43976-17		SKIRT - Passenger seat, white	1	31-752 to 31-900 inclusive
	53502-03	F	SKIRT - Passenger seat	1	31-7300901 and up
-13g	42322-02		COVER - Seat bottom frame trim, red	1	31-354 to 31-900 inclusive
	42322-03		COVER - Seat bottom frame trim, blue	1	31-354 to 31-900 inclusive
	42322-04		COVER - Seat bottom frame trim, black	1	31-354 to 31-900 inclusive
	42322-05		COVER - Seat bottom frame trim, beige	1	31-354 to 31-900 inclusive
	42322-09		COVER - Seat bottom frame trim, rawhide	1	31-752 to 31-900 inclusive
	42322-06		COVER - Seat bottom frame trim, white	1	31-752 to 31-900 inclusive
	53496-02	F	COVER - Seat bottom frame trim	1	31-7300901 and up
-13h	42744-00		LOOP ASSEMBLY - Seat belt, leather, gold	2	31-5 to 31-353 inclusive
	44024-02		LOOP ASSEMBLY - Seat belt, leather, red	2	31-354 to 31-900 inclusive
	44024-05		LOOP ASSEMBLY - Seat belt, leather, blue	2	31-354 to 31-900 inclusive
	44024-07		LOOP ASSEMBLY - Seat belt, leather, black	2	31-354 to 31-900 inclusive
	44024-09		LOOP ASSEMBLY - Seat belt, leather, gold	2	31-354 to 31-900 inclusive
	44024-21	J	LOOP ASSEMBLY - Seat belt, leather	2	31-752 to 31-900 inclusive
	53120-00	F	LOOP ASSEMBLY - Seat belt	2	31-7300901 and up
-13j	587 600		SUSPENSION - Elastaseat (P-151)	1	
	41722-10		NETTING - Nylon	1	
-14	42571-02		BUSHING - Seat bottom	2	
-15	42571-03		BUSHING - Seat bottom	2	
-16	86102-11		BUSHING - Seat bottom	2	
-17	400 933		BOLT - (AN24-48A)	2	
	407 565		WASHER - (AN960-416)	6	
	477 709		NUT - (26C-048)	2	

When ordering, always specify Part Number, Description and Serial Number of Aircraft

PIPER PARTS CATALOG

Figure and Index Number	Part Number	Code	NOMENCLATURE	No. Req.	SERIAL NUMBERS AFFECTED
58A-18	42352-07	A	CUSHION ASSEMBLY - Passenger seat bottom, right, leather trim	1	31-5 to 31-353 inclusive
	42352-11	A	CUSHION ASSEMBLY - Passenger seat bottom, right, vinyl trim	1	31-5 to 31-353 inclusive
	44093-02	B	CUSHION ASSEMBLY - Passenger seat bottom, right, leather and fabric, red	1	31-354 to 31-900 inclusive
	44093-18	B	CUSHION ASSEMBLY - Passenger seat bottom, right, leather and fabric, blue	1	31-354 to 31-900 inclusive
	44093-20	B	CUSHION ASSEMBLY - Passenger seat bottom, right, leather and fabric, black	1	31-354 to 31-751 inclusive
	44093-22	B	CUSHION ASSEMBLY - Passenger seat bottom, right, leather and fabric, gold	1	31-354 to 31-900 inclusive
	44093-54	B	CUSHION ASSEMBLY - Passenger seat bottom, right, leather and fabric, rawhyde	1	31-752 to 31-900 inclusive
	44093-67	B,D	CUSHION ASSEMBLY - Passenger seat bottom, right, leather	1	31-752 to 31-900 inclusive
	44093-64	C,E	CUSHION ASSEMBLY - Passenger seat bottom, right, leather and fabric	1	31-752 to 31-900 inclusive
	44093-68	C,D	CUSHION ASSEMBLY - Passenger seat bottom, right, leather	1	31-752 to 31-900 inclusive
	53496-00	F	CUSHION ASSEMBLY - Passenger seat bottom, right	1	31-7300901 and up
-19	42561-00		COVER - Seat attachment	2	
-20	42553-00		COVER - Seat attachment	1	
-21	42570-00		BRACKET - Seat attachment, rear	1	
-22	42569-00		BRACKET - Seat attachment, rear	1	
-23	42558-00		BRACKET ASSEMBLY - Seat attachment, front	2	
-24	400 899		BOLT - (AN24-9A)	1	
-25	14976-97		BUSHING - Seat attachment	4	
-26	487 712		STUD - (295460-3-4)	2	
	404 888		NUT - (MS20365-428C)	2	
-27	400 920		BOLT - (AN24-30A)	2	
	407 585		WASHER - (AN960-416L)	2	
	404 836		NUT - (MS20364-428C)	2	
-28	400 882		BOLT - (AN23-30A)	4	
	407 584		WASHER - (AN960-10L)	4	
	404 835		NUT - (MS20364-1032C)	4	
-28a	42271-00	H	BUTTON ASSEMBLY - Seat trim	1	31-5 to 31-353 inclusive
-28b	42571-02		BUSHING - Seat bottom	4	
-28c	14843-108		BUSHING - Seat bottom	1	
-28d	400 932		BOLT - (AN24-46A)	1	
	407 565		WASHER - (AN960-416)	3	
	477 709		NUT - (26C-048)	1	
-28e	400 922		BOLT - (AN24-32A)	1	
	407 565		WASHER - (AN960-416)	2	
	477 709		NUT - (26C-048)	1	
-28f	42174-02		COVER - Seat bottom frame trim, left	1	31-5 to 31-353 inclusive
	42174-03		COVER - Seat bottom frame trim, right	1	31-5 to 31-353 inclusive
-28g	43976-07		SKIRT - Passenger seat, red	1	31-354 to 31-900 inclusive
	43976-08		SKIRT - Passenger seat, blue	1	31-354 to 31-900 inclusive
	43976-09		SKIRT - Passenger seat, black	1	31-354 to 31-900 inclusive
	43976-10		SKIRT - Passenger seat, beige	1	31-354 to 31-900 inclusive
	43976-16		SKIRT - Passenger seat, rawhyde	1	31-752 to 31-900 inclusive
	43976-17		SKIRT - Passenger seat, white	1	31-752 to 31-900 inclusive
	53496-03	F	COVER - Seat bottom trim	1	31-7300901 and up

When ordering, always specify Part Number Description and Serial Number of Aircraft

REVISED: JANUARY 1977

PIPER PARTS CATALOG

Figure and Index Number	Part Number	Code	NOMENCLATURE	No. Req.	SERIAL NUMBERS AFFECTED
58A-28h	42322-02		COVER - Seat bottom frame trim, red	1	31-354 to 31-900 inclusive
	42322-03		COVER - Seat bottom frame trim, blue	1	31-354 to 31-900 inclusive
	42322-04		COVER - Seat bottom frame trim, black	1	31-354 to 31-900 inclusive
	42322-05		COVER - Seat bottom frame trim, beige	1	31-354 to 31-900 inclusive
	42322-09		COVER - Seat bottom frame trim, rawhide	1	31-354 to 31-900 inclusive
	42322-06		COVER - Seat bottom frame trim, white	1	31-354 to 31-900 inclusive
	53496-02	F	COVER - Seat bottom frame trim	1	31-7300901 and up
-28j	42744-00		LOOP ASSEMBLY - Seat belt, leather, gold	2	31-5 to 31-353 inclusive
	44024-02		LOOP ASSEMBLY - Seat belt, leather, red	2	31-354 to 31-900 inclusive
	44024-05		LOOP ASSEMBLY - Seat belt, leather, blue	2	31-354 to 31-900 inclusive
	44024-07		LOOP ASSEMBLY - Seat belt, leather, black	2	31-354 to 31-900 inclusive
	44024-09		LOOP ASSEMBLY - Seat belt, leather, gold	2	31-354 to 31-900 inclusive
	44024-21	J	LOOP ASSEMBLY - Seat belt, leather	2	31-752 to 31-900 inclusive
	53120-00	F	LOOP ASSEMBLY - Seat belt	2	31-7300901 and up
-28k	587 600		SUSPENSION - Elastaseat (P-151)	1	
	41722-10		NETTING - Nylon	1	
-29	86102-11		BUSHING - Seat attachment	1	
-30	42571-02		BUSHING - Seat attachment	2	
-31	14843-109		BUSHING - Seat attachment	1	
-32	14843-108		BUSHING - Seat attachment	1	
-33	400 926		BOLT - (AN24-36A)	1	
	407 565		WASHER - (AN960-416)	2	
	477 709		NUT - (26C-048)	1	
-34	400 932		BOLT - (AN24-46A)	1	
	407 565		WASHER - (AN960-416)	3	
	477 709		NUT - (26C-048)	1	
-35	14175-111		BUSHING - Seat attachment	2	
-36	400 916	B	BOLT - (AN24-26A)	2	31-5 to 31-900 inclusive
	400 920	C	BOLT - (AN24-30A)	2	31-752 to 31-900 inclusive
	400 917		BOLT - (AN24-27A)	2	31-7300901 and up
	407 567		WASHER - (AN960-616)	4	31-5 to 31-900 inclusive
	407 565		WASHER - (AN960-416)	2	
	477 709		NUT - (26C-048)	2	
-37	400 916		BOLT - (AN24-26A)	2	
	477 709		NUT - (26C-048)	2	
-38	44114-00		WASHER - Seat trim, left	4	
	44114-00		WASHER - Seat trim, right	3	
-38a	41413-26		BUSHING - Seat adjustment	2	31-354 to 31-900 inclusive
	49982-31		BUSHING - Seat adjustment	4	31-7300901 and up
-39	43986-00		LANYARD ASSEMBLY - Lock, seat back	2	
-40	494 338		WEDJIT ASSEMBLY - (295307)	4	
-41	41215-00		PLATE - Seat attachment closure	4	
-42	41214-02		PLATE - Seat attachment	2	
-43	41214-03		PLATE - Seat attachment	2	

When ordering, always specify Part Number, Description and Serial Number of Aircraft

PIPER PARTS CATALOG

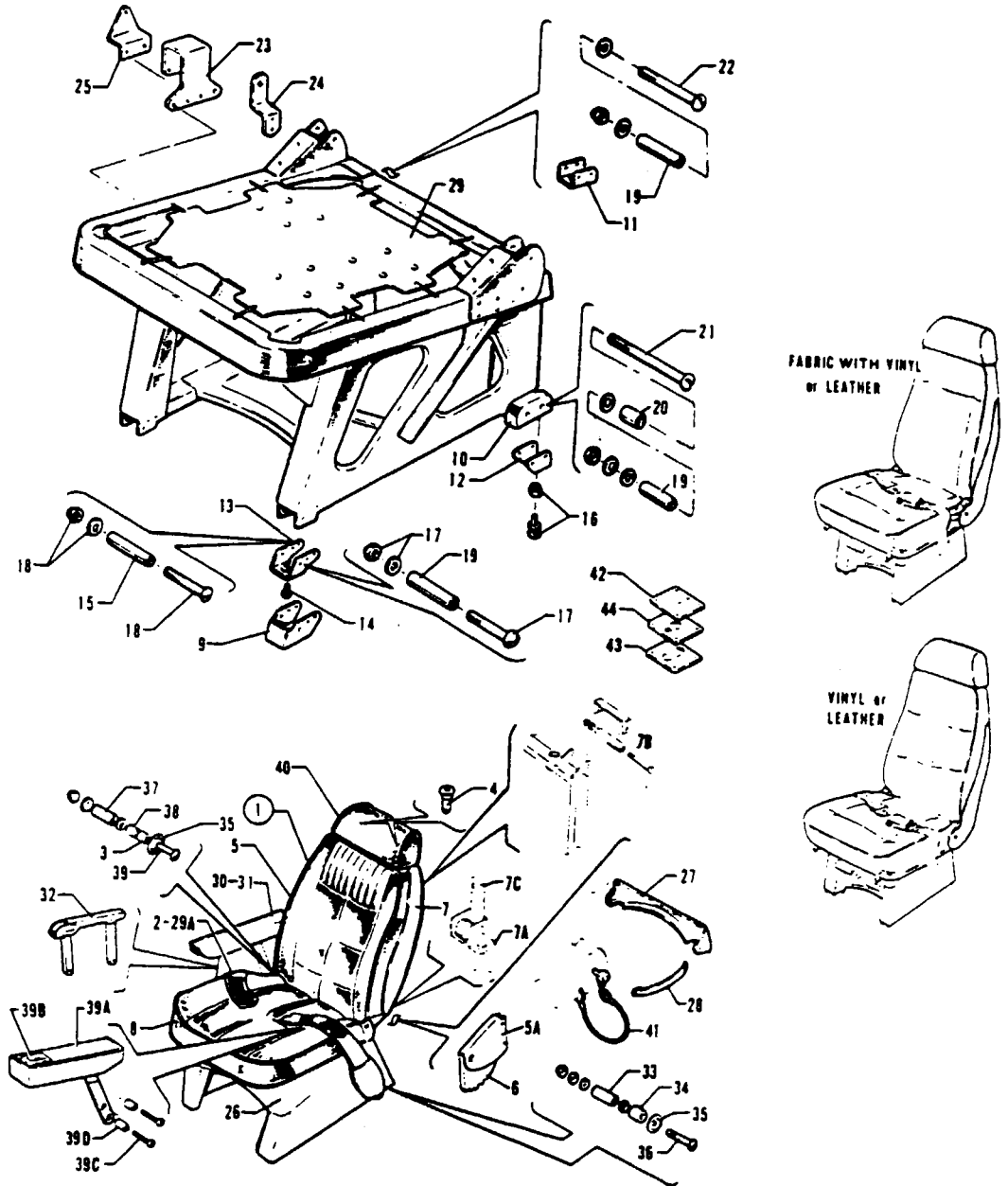


Figure 58B 7th Seat Installation
(Serial Nos 31-7712001 and up)

PIPER PARTS CATALOG

CODE EXPLANATIONS FOR FIGURE 58B

- A - Serial number of aircraft must be supplied when ordering this part
- B - Used on 7th seat when armrest is not installed.
- C - Used on 7th seat when armrest is installed
- D - Used if seat assembly does not incorporate an integral shoulder harness
- E - Used if seat assembly incorporates an integral shoulder harness

PIPER PARTS CATALOG

Figure and Index Number	Part Number	Code	NOMENCLATURE	No Req.	SERIAL NUMBERS AFFECTED
588-	53505 74096	D E	DRAWING - 7th Seat Installation (Right) DRAWING - Passenger Seats Installation)		31-7712001 and up 31-8112001 and up
-1	55430-03	A	SEAT ASSEMBLY - (Complete) without ash tray and armrest (vinyl or leather)	1	31-7712001 to 31-7812033 incl
	55430-06	A	SEAT ASSEMBLY - (Complete) without ash tray, with armrest (vinyl or leather)	1	31-7712001 to 31-7812033 incl
	55430-11	A	SEAT ASSEMBLY - (Complete) without ash tray and armrest (fabric/vinyl or fabric/leather)	1	31-7712001 to 31-7812033 incl
	55430-14	A	SEAT ASSEMBLY - (Complete) without ash tray, with armrest (fabric/vinyl or fabric/leather)	1	31-7712001 to 31-7812033 incl
	55430-20	A.D	SEAT ASSEMBLY - (Complete) without ash tray and armrest (leather or fabric/vinyl)	1	31-7712001 to 31-7812033 incl
	55430-23	A D	SEAT ASSEMBLY - (Complete) without ash tray, with armrest (leather or fabric/vinyl)	1	31-7812034 and up
	71823-11	A E	SEAT ASSEMBLY - (Complete) without ash tray, with armrests and integral shoulder harness (leather or fabric/vinyl)	1	31-7812034 and up
-2	25801-02	D	* BELT ASSEMBLY - Safety, passenger, black (66" L)	1	31-8112001 and up
-3	41413-26	D	* BUSHING	2	
-4	99361-00	D	* RECEPTACLE - Headrest	2	
-5	55389-02	A	* CUSHION ASSEMBLY - Passenger seat back, without ash tray (vinyl or leather)	1	31-7712001 to 31-7812033 incl
	55405-02	A	* CUSHION ASSEMBLY - Passenger seat back, without ash tray (fabric/vinyl or fabric/leather)	1	31-7712001 to 31-7812033 incl
	49474-03	A D	* CUSHION ASSEMBLY - Passenger seat back, without ash tray (leather or fabric/vinyl)	1	31-7812034 and up
	71914-03	A.E	* CUSHION ASSEMBLY - Passenger seat back, without ash tray (leather or fabric/vinyl)	1	
-5a	52849-00		* * HINGE - Seat back, left	1	
	52849-01		* * HINGE - Seat back, right	1	
-6	34447-00	D	* * DETENT - Seat hinge	2	
	29259-02	E	* * DETENT - Seat hinge	2	
-7	55390-02	A	* * PANEL ASSEMBLY - Seat back trim	1	31-7712001 to 31-7812033 incl
	49324-11	A D	* * PANEL ASSEMBLY - Seat back trim	1	31-7812034 and up
	71914-13	A E	* * PANEL ASSEMBLY - Seat back trim	1	
-7a	55846-05	E	* * BRACKET - Inertia reel	1	
-7b	401 280	E	* * BOLT - (AN3-26A)	1	
	60998-15	E	* * BUSHING - Outer	1	
	60998-16	E	* * BUSHING - Inner	1	
	407 564	E	* * WASHER - (AN960-10)	1	
	404 887	E	* * NUT - (MS20365-1032C)	1	
-7c	54534-07	E	* * INERTIA REEL ASSEMBLY - (Includes shoulder harness)	1	
-8	55386-03	A	* CUSHION ASSEMBLY - Seat bottom, without armrest, (fabric/vinyl or fabric/leather)	1	31-7712001 to 31-7812033 incl
	55386-06	A	* CUSHION ASSEMBLY - Seat bottom, with armrest, (fabric/vinyl or fabric/leather)	1	31-7712001 to 31-7812033 incl

When ordering, always specify Part Number, Description and Serial Number of Aircraft

PIPER PARTS CATALOG

Figure and Index Number	Part Number	Code	NOMENCLATURE	No. Req.	SERIAL NUMBERS AFFECTED
58B-8	55387-03	A	* CUSHION ASSEMBLY - Seat bottom, without armrest, (vinyl or leather)	1	31-7712001 to 31-7812033 incl
	55387-06	A	* CUSHION ASSEMBLY - Seat bottom, with armrest, (vinyl or leather)	1	31-7712001 to 31-7812033 incl
	49397-05	A.D	* CUSHION ASSEMBLY - Seat bottom, without armrest, (leather or fabric/vinyl)	1	31-7812034 and up
	49396-05	A.D	* CUSHION ASSEMBLY - Seat bottom, with armrest, (leather or fabric/vinyl)	1	31-7812034 and up
	49396-24	A.E	* CUSHION ASSEMBLY - Seat bottom, with armrests, (leather or fabric/vinyl)	1	
-9	42561-00		* * COVER - Seat attachment	2	
-10	42553-00		* * COVER - Seat attachment	1	31-7712001 to 31-7812033 incl
	46704-00		* * COVER - Seat attachment	1	31-7812034 and up
-11	42570-00		* * BRACKET - Seat attachment, rear	1	
-12	42569-00	D	* * BRACKET - Seat attachment, rear	1	
-13	42558-00		* * BRACKET ASSEMBLY - Seat attachment, front	2	
-14	400 899		* * * BOLT - (AN24-9A)	1	
-15	14976-97		* * BUSHING - Seat attachment	4	
-16	487 712		* * STUD - (295480-3-4)	2	
	404 888		* * NUT - (MS20365-428C)	2	
-17	400 920		* * BOLT - (AN24-30A)	2	
	407 585		* * WASHER - (AN960-416L)	2	
	404 836		* * NUT - (MS20364-428C)	2	
-18	400 882		* * BOLT - (AN23-30A)	4	
	407 584		* * WASHER - (AN960-10L)	4	
	404 835		* * NUT - (MS20364-1032C)	4	
-19	42571-02		* * BUSHING - Seat bottom	4	
-20	14843-108		* * BUSHING - Seat bottom	1	
-21	400 932		* * BOLT - (AN24-46A)	1	
	407 565		* * WASHER - (AN960-416)	3	
	477 709		* * NUT - (26C-048)	1	
-22	400 922		* * BOLT - (AN24-32A)	1	
	407 565		* * WASHER - (AN960-416)	2	
	477 709		* * NUT - (26C-048)	1	
-23	52898-00	C	* * BRACKET ASSEMBLY - Armrest attachment	1	
-24	52889-00	C	* * BRACKET - Armrest attachment	1	
-25	52893-00	C	* * BRACKET - Armrest attachment	1	
-26	53122-05	A,B	* * COVER ASSEMBLY - Front trim	1	31-7712001 to 31-7812033 incl
	49092-06	A,B,D	* * COVER ASSEMBLY - Front trim	1	31-7812034 and up
	53122-04	A	* * COVER ASSEMBLY - Front trim	1	31-7712001 to 31-7812033 incl
	49092-34	A	* * COVER ASSEMBLY - Front trim	1	31-7812034 and up
-27	53126-02	A	* * COVER ASSEMBLY - Rear trim	1	31-7712001 to 31-7812033 incl
	49092-07	A	* * COVER ASSEMBLY - Rear trim	1	31-7812034 and up
-28	49092-08	A	* * LOOP ASSEMBLY - Seat belt	2	
-29	587 600	E	* * SUSPENSION - Elastaseat (P-151)	1	
	41722-10		* * NETTING - Nylon	1	
-29a	54534-05	E	* * BELT ASSEMBLY - Safety	1	
-30	49099-03	A	* * ARMREST ASSEMBLY - (Complete) (fabric/vinyl or fabric/leather)	1	
-31	49086-02	A	* * PAD ASSEMBLY - Armrest (fabric/vinyl or fabric/leather)	1	
-32	52904-00		* * SUPPORT ASSEMBLY - Armrest	1	
-33	41413-38		* BUSHING	2	
-34	41413-26		* BUSHING	2	

When ordering, always specify Part Number, Description and Serial Number of Aircraft

PIPER PARTS CATALOG

Figure and Index Number	Part Number	Code	NOMENCLATURE	No. Req.	SERIAL NUMBERS AFFECTED
58B-35	44114-00		* WASHER - Trim	2	
-36	400 926		* BOLT - (AN24-36A)	2	
	407 565		* WASHER - (AN960-416)	2	
	407 585		* WASHER - (AN960-416L)	2	
	477 709		* NUT - (26C-048)	2	
-37	14175-111		* BUSHING	2	
-38	49982-31		* BUSHING	4	
-39	400 920	D	* BOLT - (AN24-30A)	2	
	400 917	E	* BOLT - (AN24-27A)	2	
	407 565		* WASHER - (AN960-416)	2	
	477 709		* NUT - (26C-048)	2	
-39a	70476-03	E	* ARMREST ASSEMBLY - Outboard	1	
-39b	489 424	E	* * ASH TRAY - (3130-4)	1	
-39c	400 922	E	* BOLT - (AN24-32A)	2	
	477 709	E	* NUT - (26C-048)	2	
-39d	56957-38	E	* BUSHING - Armrest attachment, upper	1	
	14175-111	E	* BUSHING - Armrest attachment, lower	1	
-40	49089-09	A	HEADREST ASSEMBLY - Right (fabric/vinyl or fabric/leather)	1	31-7712001 to 31-7812033 incl
	49425-03	A	HEADREST ASSEMBLY - Right (leather or fabric/vinyl)	1	31-7812034 to 31-7812129 incl
	49425-13	A,D	HEADREST ASSEMBLY - Right (leather or fabric/vinyl)	1	31-7912001 and up
-41	43986-00	D	LANYARD ASSEMBLY - Lock, seat back	2	
-42	494 338		WEDJIT ASSEMBLY - (295307)	4	
-43	41215-00		PLATE - Seat attachment closure	4	
-44	41214-03		PLATE - Seat attachment	2	

When ordering, always specify Part Number, Description and Serial Number of Aircraft

PIPER PARTS CATALOG

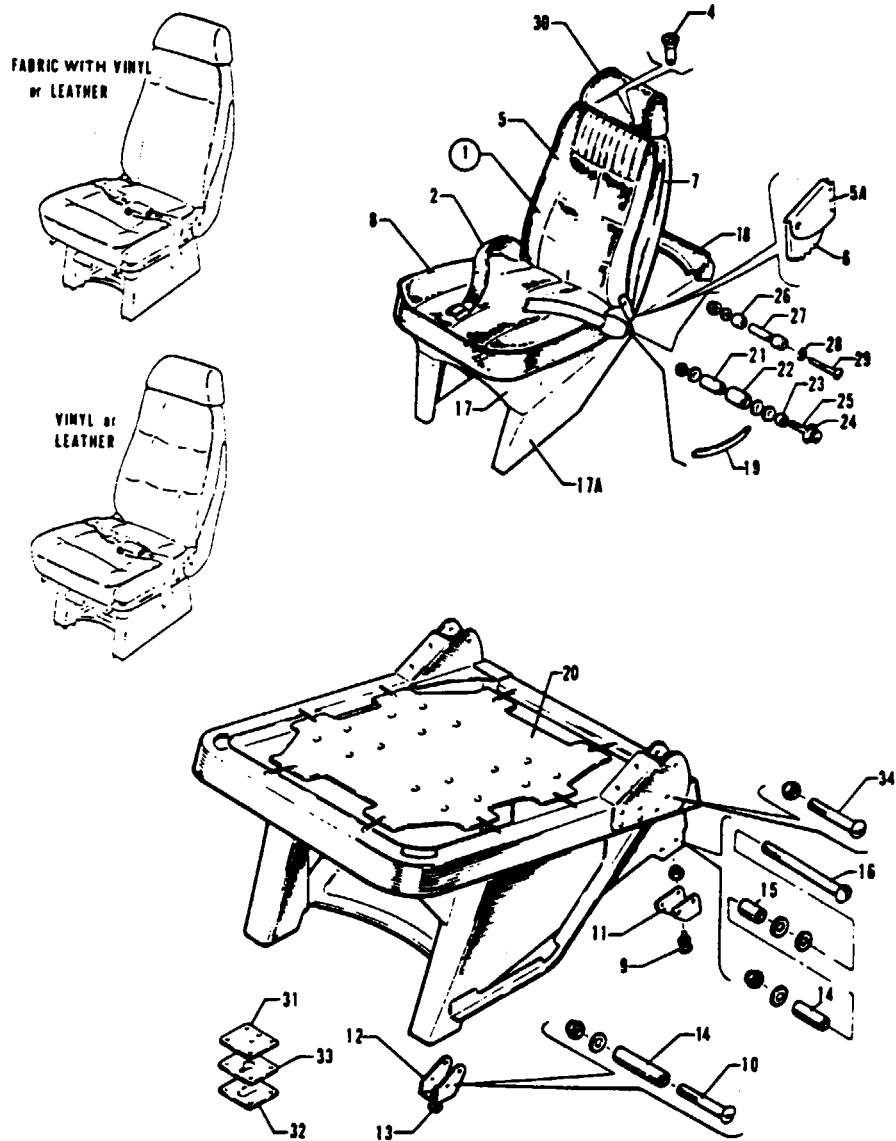


Figure 58C 8th Seat Installation
(Serial Nos 31-7712001 and up)
(See Code "B")

PIPER PARTS CATALOG

CODE EXPLANATIONS FOR FIGURE 58C

- A - Serial number of aircraft must be supplied when ordering this part.
- B - See Figure 58D if seat assembly incorporates an integral shoulder harness.

PIPER PARTS CATALOG

Figure and Index Number	Part Number	Code	NOMENCLATURE	No. Req.	SERIAL NUMBERS AFFECTED
58C-	53518		DRAWING - 8th Seat Installation (Left)		31-7712001 and up
-1	55431-02	A	SEAT ASSEMBLY - (Complete) without ash tray and armrest (fabric/vinyl or fabric/leather)	1	31-7712001 to 31-7812033 incl
	55431-03	A	SEAT ASSEMBLY - (Complete) without ash tray and armrest (vinyl or leather)	1	31-7712001 to 31-7812033 incl
	55431-04	A	SEAT ASSEMBLY - (Complete) without ash tray and armrest (fabric/vinyl or leather)	1	31-7812034 and up
-2	25801-05		* BELT ASSEMBLY - Safety, passenger, black, left (55" L.)	1	
-3	41413-26		* BUSHING	2	
-4	99361-00		* RECEPTACLE - Headrest	2	
-5	55389-02	A	* CUSHION ASSEMBLY - Passenger seat back, without ash tray (vinyl or leather)	1	31-7712001 to 31-7812033 incl
	55405-02	A	* CUSHION ASSEMBLY - Passenger seat back, without ash tray (fabric/vinyl or fabric/leather)	1	31-7712001 to 31-7812033 incl
	49474-02	A	* CUSHION ASSEMBLY - Passenger seat back, without ash tray (leather or fabric/vinyl)	1	31-7812034 and up
-5a	52849-00		** HINGE - Seat back, left	1	
	52849-01		** HINGE - Seat back, right	1	
-6	34447-00		** DETENT - Seat hinge	2	
-7	55390-02	A	** PANEL ASSEMBLY - Seat back trim	1	31-7712001 to 31-7812033 incl
	49324-10	A	** PANEL ASSEMBLY - Seat back trim	1	31-7812034 and up
-8	55391-02	A	* CUSHION ASSEMBLY - Seat bottom (fabric/vinyl or fabric/leather)	1	31-7712001 to 31-7812033 incl
	55391-03	A	* CUSHION ASSEMBLY - Seat bottom (vinyl or leather)	1	31-7712001 to 31-7812033 incl
	49441-02		* CUSHION ASSEMBLY - Seat bottom (leather or fabric/vinyl)	1	31-7812034 and up
-9	487 712		** STUD - (295460-3-4)	2	
	404 888		** NUT - (MS20365-428C)	2	
-10	400 919		** BOLT - (AN24-29A)	4	
	407 565		** WASHER - (AN960-416)	4	
	404 836		** NUT - (MS20364-428C)	4	
-11	42575-00		** BRACKET - Seat attachment, rear	2	
-12	42576-00		** BRACKET ASSEMBLY - Seat attachment, front	2	
-13	400 899		** BOLT - (AN24-9A)	1	
-14	42571-02		** BUSHING - Seat bottom	6	
-15	42571-03		** BUSHING - Seat bottom	2	
-16	400 931		** BOLT - (AN24-44A)	2	
	407 565		** WASHER - (AN960-416)	4	
	477 709		** NUT - (26C-048)	2	
-17	49096-04	A	* SKIRT COVER ASSEMBLY - Upper	1	31-7712001 to 31-7712079 incl
					31-7812034 and up
-17a	55391-14	A	** SKIRT COVER ASSEMBLY - Left (complete)	1	31-7712080 to 31-7812033 incl
	49096-06	A	** SKIRT COVER ASSEMBLY - Left (bottom)	1	31-7812034 and up
-18	53126-02		** COVER ASSEMBLY - Rear trim	1	31-7712001 to 31-7812033 incl
	49092-07		** COVER ASSEMBLY - Rear trim	1	31-7812034 and up
-19	49092-08	A	** LOOP ASSEMBLY - Seat belt	2	
-20	587 600		** SUSPENSION - Elastaseat (P-151)	1	
	41722-10		** NETTING - Nylon	1	
-21	42571-02		* BUSHING - Seat belt	2	
-22	42571-03		* BUSHING - Seat belt	2	

When ordering, always specify Part Number, Description and Serial Number of Aircraft

PIPER PARTS CATALOG

Figure and Index Number	Part Number	Code	NOMENCLATURE	No. Req.	SERIAL NUMBERS AFFECTED
58C-23	86102-11		• BUSHING - Seat belt	2	
-24	44114-00		• WASHER - Trim	2	
-25	400 933		• BOLT - (AN24-48A)	2	
	407 565		• WASHER - (AN960-416)	6	
	477 709		• NUT - (26C-048)	2	
-26	49982-31		• BUSHING	4	
-27	14175-111		• BUSHING	2	
-28	44114-00		• WASHER - Trim	2	
-29	400 917		• BOLT - (AN24-27A)	2	
	407 565		• WASHER - (AN960-416)	2	
	477 709		• NUT - (26C-048)	2	
-30	49089-08	A	HEADREST ASSEMBLY - (Fabric/vinyl or fabric/leather)	1	31-7712001 to 31-7812033 incl
	49425-02	A	HEADREST ASSEMBLY - (Leather or fabric/vinyl)	1	31-7812034 to 31-7812129 incl
	49425-12	A	HEADREST ASSEMBLY - (Leather or fabric/vinyl)	1	31-7912001 and up
-31	494 338		WEDJIT ASSEMBLY - (295307)	4	
-32	41215-00		PLATE - Seat attachment closure	4	
-33	41214-02		PLATE - Seat attachment	2	
-34	400 916		BOLT - (AN24-26A)	2	
	404 836		NUT - (MS20364-428C)	2	

When ordering, always specify Part Number, Description and Serial Number of Aircraft

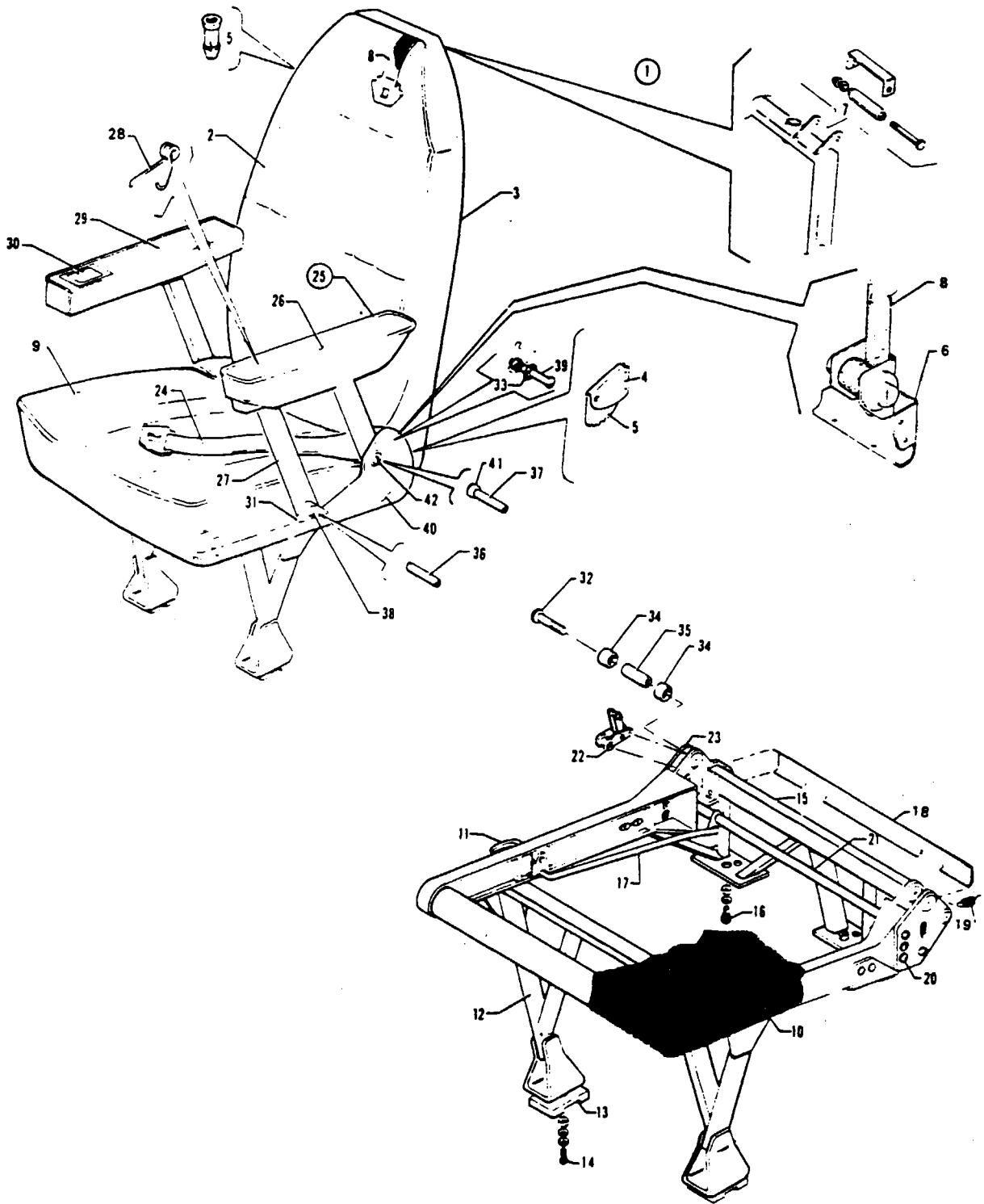


Figure 58D Seats Installation - Eighth
 (Serial Numbers 31-8112001 and up)
 (See Code "B")

PIPER PARTS CATALOG

CODE EXPLANATIONS FOR FIGURE 58D

- A - Serial number of aircraft must be supplied when ordering this part
- B - See Figure 58C if seat assembly does not incorporate an integral shoulder harness

PIPER PARTS CATALOG

Figure and Index Number	Part Number	* Code	NOMENCLATURE	No. Req.	SERIAL NUMBERS AFFECTED
58D-	74096		DRAWING - Seats Installation		
-1	71823-10	A	SEAT ASSEMBLY - Eighth (complete) (leather or fabric/vinyl)	1	
-2	71914-02	A	* BACK ASSEMBLY - Seat	1	
-3	71914-12	A	* * PANEL ASSEMBLY - Seat back trim	1	
-4	55849-00		* * HINGE - Seat back, left	1	
	55849-01		* * HINGE - Seat back, right	1	
-5	29259-02		* * DETENT - Seat hinge	2	
-6	55846-04		* * BRACKET - Inertia reel	1	
-7	401 280		* * BOLT - (AN3-26A)	1	
	60998-15		* * BUSHING - Outer	1	
	60998-16		* * BUSHING - Inner	1	
	470 564		* * WASHER - (AN960-10)	1	
	404 887		* * NUT - (MS20365-1032C)	1	
-8	54534-07		* * INERTIA REEL ASSEMBLY - (Includes shoulder harness)	1	
-9	71824-06	A	* BOTTOM ASSEMBLY - Seat	1	
-10	71824-08		* * NETTING - Nylon	1	
-11	32380-00		* * HANDLE - Seat recliner	1	
-12	71722-09		* * SUPPORT ASSEMBLY - Seat, front	1	
-13	71658-47		* * * PLATE - Bolt attachment	2	
-14	400 902		* * * BOLT - Clevis (AN24-12A)	2	
	407 585		* * * WASHER - (AN960-416L)	2	
	404 322		* * * NUT - Jam (AN316-4R)	4	
-15	71722-08		* * SUPPORT ASSEMBLY - Seat, aft	1	
-16	487 712		* * * STUD - (295460-3-4)	2	
	85012-121		* * * WASHER - Special	2	
	404 888		* * * NUT - (MS20365-428C)	2	
-17	71658-09		* * ROD - Seat recliner	1	
-18	71658-24		* * CHANNEL - Seat recliner	1	
-19	83303-03		* * SPRING - Seat recliner	2	
-20	411 531		* * SCREW - (MS35207-262)	4	
-21	71658-07		* * TUBE ASSEMBLY - Seat recliner	1	
-22	71658-02		* * PAWL ASSEMBLY - Seat recliner	2	
-23	71658-54		* * PLATE ASSEMBLY - Left	1	
	71658-53		* * PLATE ASSEMBLY - Right	1	
-24	54534-05		* BELT ASSEMBLY - Safety	1	
-25	49099-02	A	* ARMREST ASSEMBLY - Inboard	1	
-26	49086-02	A	* * PAD ASSEMBLY - Armrest	1	
-27	52904-00		* * SUPPORT ASSEMBLY - Armrest	1	
-28	52877-00		* * * SPRING - Armrest actuator	1	
-29	70476-12	A	* ARMREST ASSEMBLY - Outboard	1	
-30	489 424		* * ASH TRAY - (3130-4)	1	
-31	52917-00	A	* COVER - Armrest trim	1	
-32	400 922		* SCREW - (AN24-32A)	2	
	44114-00		* WASHER - Special	2	
	407 565		* WASHER - (AN960-416)	2	
	404 893		* NUT - (MS20365-428A)	2	
-33	44114-00		* WASHER - Seat belt trim	1	
-34	71658-15		* BUSHING - Seat assembly	4	
-35	71658-14		* BUSHING - Seat assembly	2	
-36	56957-43		* BUSHING - Armrest support, inboard, forward	1	
-37	56957-44		* BUSHING - Armrest support, inboard, rear	1	
-38	400 873		* BOLT - (AN23-21A) Armrest support, inboard, forward	1	

When ordering, always specify Part Number, Description and Serial Number of Aircraft

PIPER PARTS CATALOG

Figure and Index Number	Part Number	Code	NOMENCLATURE	No. Req.	SERIAL NUMBERS AFFECTED
58D-39	400 922		• BOLT - (AN24-32A) Seat belt attachment	2	
	41413-26		• BUSHING	2	
	14175-111		• BUSHING	2	
-40	71936-02	A	• PANEL ASSEMBLY - Armrest	1	
-41	56957-45		• BUSHING - Armrest support, inboard, rear	1	
-42	400 876		• BOLT - (AN23-24A) Armrest support, inboard, rear	1	

When ordering, always specify Part Number, Description and Serial Number of Aircraft

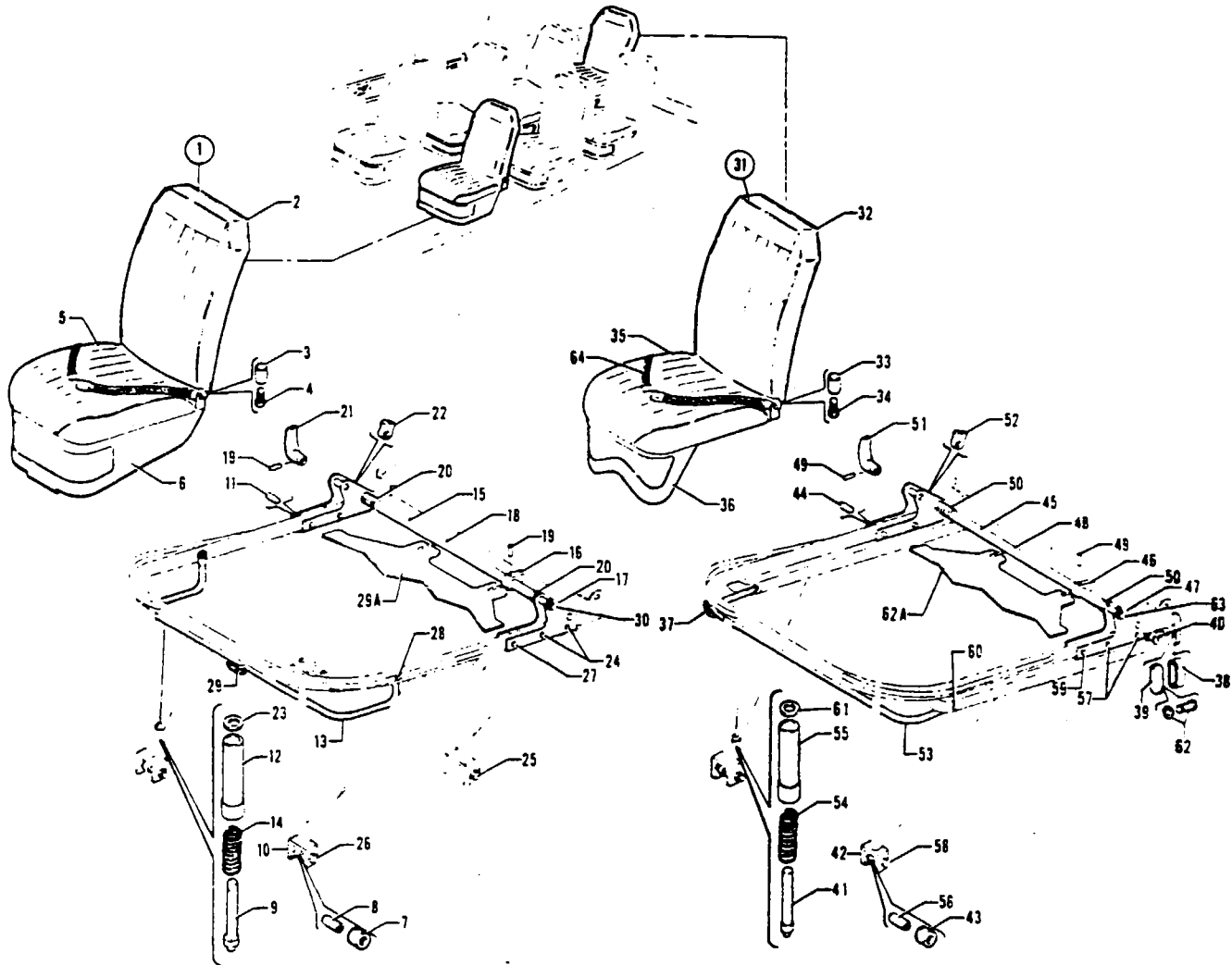


Figure 59 Nine Seat Installation (Aztec Seats)

PIPER PARTS CATALOG

CODE EXPLANATIONS FOR FIGURE 59

- A - Specify color red or blue.
- B - Specify color red, blue, black or gold.
- C - Used on serial numbers 31-5 to 31-354 inclusive, 31-356 to 31-360 inclusive and 31-362 to 31-702 inclusive.

PIPER PARTS CATALOG

Figure and Index Number	Part Number	Code	NOMENCLATURE	No. Req.	SERIAL NUMBERS AFFECTED
59-1	32624-06	A	SEAT ASSEMBLY - Center left (complete)	3	31-355, 31-361
	32624-07	A	SEAT ASSEMBLY - Center right (complete)	3	
	32624-44	B,C	SEAT ASSEMBLY - Center left (complete)	3	
	32624-45	B,C	SEAT ASSEMBLY - Center right (complete)	3	31-355, 31-361
	32625-34	A	CUSHION ASSEMBLY - Seat back	1	
-2	32625-02	B,C	CUSHION ASSEMBLY - Seat back	1	31-355, 31-361
	19364-00		PLUG - Seat reclining	2	
-3	31166-00		SCREW - Cap	2	31-355, 31-361
-4	404 226		NUT - (AN315-5R)	2	
-5	32632-10	A	CUSHION ASSEMBLY - Seat bottom, left	1	31-355, 31-361
	32632-11	A	CUSHION ASSEMBLY - Seat bottom, right	1	
-6	32632-14	B,C	CUSHION ASSEMBLY - Seat bottom, left	1	31-355, 31-361
	32632-15	B,C	CUSHION ASSEMBLY - Seat bottom, right	1	
	32621-02		SKIRT ASSEMBLY - Seat, black	1	
	32621-03		SKIRT ASSEMBLY - Seat, red	1	
	32621-04		SKIRT ASSEMBLY - Seat, blue	1	
-7	32621-05		SKIRT ASSEMBLY - Seat, beige	1	31-355, 31-361
	18968-00		ROLLER - Seat	4	
-8	41413-38		BUSHING - Seat roller	4	31-355, 31-361
-9	12073-00		PLUNGER - Seat catch	2	
-10	12074-00		BRACKET - Roller	2	31-355, 31-361
-11	14843-65		BUSHING - Seat mechanism	6	
-12	86102-66		BUSHING - Seat plunger	2	31-355, 31-361
-13	32613-02		TUBE ASSEMBLY - Seat catch release	1	
-14	50111-00		SPRING - Seat catch	2	31-355, 31-361
-15	19392-16		TUBE ASSEMBLY - Reclining mechanism, left	1	
	19392-17		TUBE ASSEMBLY - Reclining mechanism, right	1	
-16	19304-00		STOP - Seat back	1	31-355, 31-361
-17	19359-00		BRACKET ASSEMBLY - Reclining mechanism	2	
-18	19392-15		ROD - Reclining mechanism	1	31-355, 31-361
-19	480 701		PIN - Roll (59-028-125-0625)	4	
-20	19336-00		SPRING - Reclining mechanism, outboard	2	31-355, 31-361
	19336-01		SPRING - Reclining mechanism, inboard	2	
-21	32380-00		HANDLE - Seat recliner	1	31-355, 31-361
-22	19365-00		CAM - Seat reclining	1	
-23	85012-30		WASHER - Seat catch	2	31-355, 31-361
-24	400 444		BOLT - (AN3-13A)	4	
	404 835		NUT - (MS20364-1032C)	4	
-25	400 111		BOLT - (AN4-16)	2	31-355, 31-361
	404 101		NUT - (AN310-4)	2	
-26	424 051		PIN - Cotter (AN380-2-2)	2	31-355, 31-361
	400 110		BOLT - (AN4-15)	2	
-27	404 101		NUT - (AN310-4)	2	31-355, 31-361
	424 051		PIN - Cotter (AN380-2-2)	2	
-28	401 273		BOLT - (AN3-14A)	2	31-355, 31-361
	404 835		NUT - (MS20364-1032C)	2	
-29	424 187		PIN - (AN393-37)	2	31-355, 31-361
	407 564		WASHER - (AN960-10)	8	
-29a	424 051		PIN - Cotter (AN380-2-2)	2	31-355, 31-361
	571 109		KNOB - Tee (214) black	1	
-30	587 600		SUSPENSION - Elastaset (P-151)	1	31-355, 31-361
	400 916		BOLT - (AN24-26A)	2	
	407 565		WASHER - (AN960-416)	2	31-355, 31-361
	477 708		NUT - Chrome (28C-048)	2	

When ordering, always specify Part Number, Description and Serial Number of Aircraft

PIPER PARTS CATALOG

Figure and Index Number	Part Number	Code	NOMENCLATURE	No. Req.	SERIAL NUMBERS AFFECTED
59-31	32623-05	A	SEAT ASSEMBLY - Rear (complete)	1	31-355, 31-361
	32623-42	B,C	SEAT ASSEMBLY - Rear (complete)	1	
-32	32625-34	A	* CUSHION ASSEMBLY - Seat back	1	31-355, 31-361
	32625-02	B,C	* CUSHION ASSEMBLY - Seat back	1	
-33	19364-00		** PLUG - Seat reclining	2	
-34	31166-00		** SCREW - Cap	2	
	404 226		** NUT - (AN315-5R)	2	
-35	32606-15	A	* CUSHION ASSEMBLY - Seat bottom	1	31-355, 31-361
	32606-26	B,C	* CUSHION ASSEMBLY - Seat bottom	1	
-36	32607-01		** SKIRT ASSEMBLY - Seat, black	1	
	32607-03		** SKIRT ASSEMBLY - Seat, red	1	
	32607-05		** SKIRT ASSEMBLY - Seat, blue	1	
	32607-07		** SKIRT ASSEMBLY - Seat, beige	1	
-37	571 109		** KNOB - Set screw (214) 1/4"	1	
-38	32381-00		** CAP - Trim, beige	2	
	32381-02		** CAP - Trim, black	2	
	32381-03		** CAP - Trim, white	2	
-39	19394-02		** PLATE - Roller retainer	2	
-40	18081-00		** ROLLER - Seat	2	
-41	12073-00		** PLUNGER ASSEMBLY - Seat catch	2	
-42	12074-00		** BRACKET - Roller	2	
-43	18968-00		** ROLLER - Seat	2	
-44	14843-65		** BUSHING - Seat mechanism	6	
-45	19392-17		** TUBE ASSEMBLY - Reclining mechanism	1	
-46	19304-00		** * STOP - Seat back	1	
-47	19359-00		** * BRACKET ASSEMBLY - Reclining mechanism	2	
-48	19392-15		** * ROD - Reclining mechanism	1	
-49	480 701		** * PIN - Roll (59-028-125-0625)	4	
-50	19336-00		** * SPRING - Reclining mechanism, outboard	2	
	19336-01		** * SPRING - Reclining mechanism, inboard	2	
-51	32380-00		** * HANDLE - Seat recliner	1	
-52	19365-00		** * CAM - Seat reclining	1	
-53	32613-00		** TUBE ASSEMBLY - Seat catch release	1	
-54	50111-00		** SPRING - Seat catch	2	
-55	86102-56		** BUSHING - Seat plunger	2	
-56	41413-38		** BUSHING - Seat roller	2	
-57	400 444		** BOLT - (AN3-13A)	4	
	404 835		** NUT - (MS20364-1032C)	4	
-58	400 110		** BOLT - (AN4-15)	2	
	404 101		** NUT - (AN310-4)	2	
	424 051		** PIN - Cotter (AN380-2-2)	2	
-59	401 273		** BOLT - (AN3-14A)	2	
	404 835		** NUT - (MS20364-1032C)	2	
-60	424 187		** PIN - (AN393-37)	2	
	407 564		** WASHER - (AN960-10)	8	
	424 051		** PIN - Cotter (AN380-2-2)	2	
-61	85012-30		** WASHER - Seat catch	2	
-62	401 186		** BOLT - (AN5-6A)	4	
	407 045		** WASHER - (MS35338-45)	4	
-62a	587 600		** SUSPENSION - Elastaseat (P-151)	1	
-63	400 916		** BOLT - (AN24-26A)	2	
	407 565		** WASHER - (AN960-416)	2	
	477 708		** NUT - Chrome (26C-048)	2	
-64	25801-05		BELT ASSEMBLY - Safety, black	7	
	25801-06		BELT ASSEMBLY - Safety, blue	7	
	25801-07		BELT ASSEMBLY - Safety, fawn	7	

When ordering, always specify Part Number, Description and Serial Number of Aircraft

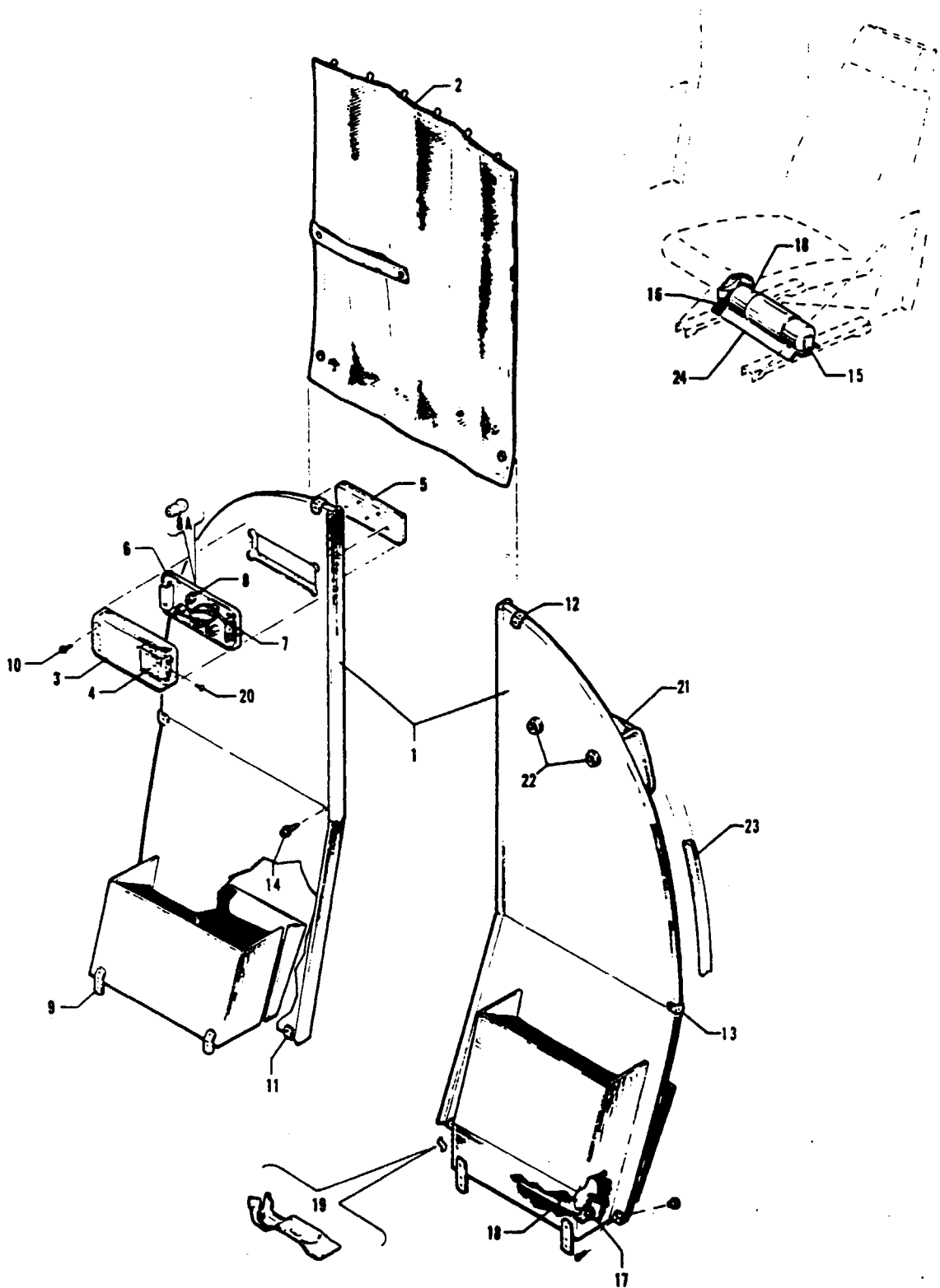


Figure 60. Cabin Divider Panel and Fire Extinguisher Installation
(Serial Nos. 31-5 to 31-7612110 inclusive)

REVISED: JANUARY 1977

2F13

PA-31-300
PA-31-310
PA-31-325

PIPER PARTS CATALOG

CODE EXPLANATIONS FOR FIGURE 60

- A - Used when 3rd and 4th seats are in reversed position.
- B - When ordering, specify color red, blue, black or gold
- C - Used if fire extinguisher is located on divider panel.
- D - Used if fire extinguisher is located under pilot's seat.
- E - When ordering, specify color opal, gold or apricot.
- F - Serial number of aircraft must be supplied when ordering this part.
- G - See Figure 51 if air conditioning is installed.

PIPER PARTS CATALOG

Figure and Index Number	Part Number	Code	NOMENCLATURE	No. Req.	SERIAL NUMBERS AFFECTED
60-	42579 53510 42384 52719	C D	DRAWING - Cabin Divider Panel Installation DRAWING - Cabin Divider Panel Installation DRAWING - Fire Extinguisher Installation DRAWING - Fire Extinguisher Installation		31-5 to 31-900 inclusive 31-7300901 to 31-7612110 incl
-1	42578-02 42578-04 42578-06 42578-03 42578-05	G G G G G	PANEL ASSEMBLY - Cabin divider, left PANEL ASSEMBLY - Cabin divider, left PANEL ASSEMBLY - Cabin divider, left PANEL ASSEMBLY - Cabin divider, right PANEL ASSEMBLY - Cabin divider, right	1 1 1 1 1	31-5 to 31-900 inclusive 31-7300901 to 31-7300923 incl 31-7300924 and up 31-5 to 31-7300923 inclusive 31-7300924 and up
-2	42775-00 42775-04 42775-07 53476-00	E F	CURTAIN ASSEMBLY - Cabin divider, ivory CURTAIN ASSEMBLY - Cabin divider, white CURTAIN ASSEMBLY - Cabin divider CURTAIN ASSEMBLY - Cabin divider	1 1 1 1	31-5 to 31-353 inclusive 31-354 to 31-900 inclusive 31-354 to 31-900 inclusive 31-7300901 and up
-3	42755-00		PLACARD ASSEMBLY - No smoking and fasten seat belts	1	
-4	42774-02		PLATE ASSEMBLY - Placard light, complete	1	
-5	53529-00		* COVER ASSEMBLY - Placard light plate	1	
-6	42770-03		* * PLACARD - No smoking and fasten seat belts	1	
-7	487 846		* SWITCH - (SS-36-1-C5)	2	
-8	472 760		* LIGHT ASSEMBLY - Glar Ban (41163)	5	
-8a	472 055		* * BULB - (334) 28 volt	1	
-9	42325-03		PLATE - Cabin divider panel	4	
-10	415 242 494 102 406 435		SCREW - (6-32 x 3/8) oval WASHER - Finish (C-394) NUT - (A188-6Z-1)	2 2 2	
-11	42326-02		CLIP - Cabin divider panel, bottom	4	
-12	42326-04		CLIP - Cabin divider panel, top	2	
-13	53231-00 53231-01		CLIP - Cabin divider panel, left CLIP - Cabin divider panel, right	1 1	
-14	487 560		STUD - (XX10369-12)	2	
-15	52716-00	D	ANGLE - Fire extinguisher retaining	1	
-16	52717-00	D	STRAP ASSEMBLY - Fire extinguisher	1	
-17	477 891		NUT - Tee (SS-58191-2915)	4	
-18	459 848 459 839		EXTINGUISHER - Fire (42211-00) Scott EXTINGUISHER - Fire (GH-2 1/2) General Fire Extinguisher Corp	1 1	
-19	453 411	C	BRACKET - Fire extinguisher (273228)	1	
-20	419 691		SCREW - (6 x 3/8 oval) Type "A"	1	
-21	45539-02	A B	HEADREST ASSEMBLY - Auxiliary	2	
-22	487 560	A	STUD - Auxiliary headrest (XX-10369-12)	4	
-23	42848-02 80044-02		WELT ASSEMBLY - Divider panel, beige WELT ASSEMBLY - Divider panel, white	2 10	31-5 to 31-900 inclusive 31-7300901 and up
-24	52718-00	D	BRACKET ASSEMBLY - Fire extinguisher	1	

When ordering, always specify Part Number, Description and Serial Number of Aircraft

PIPER PARTS CATALOG

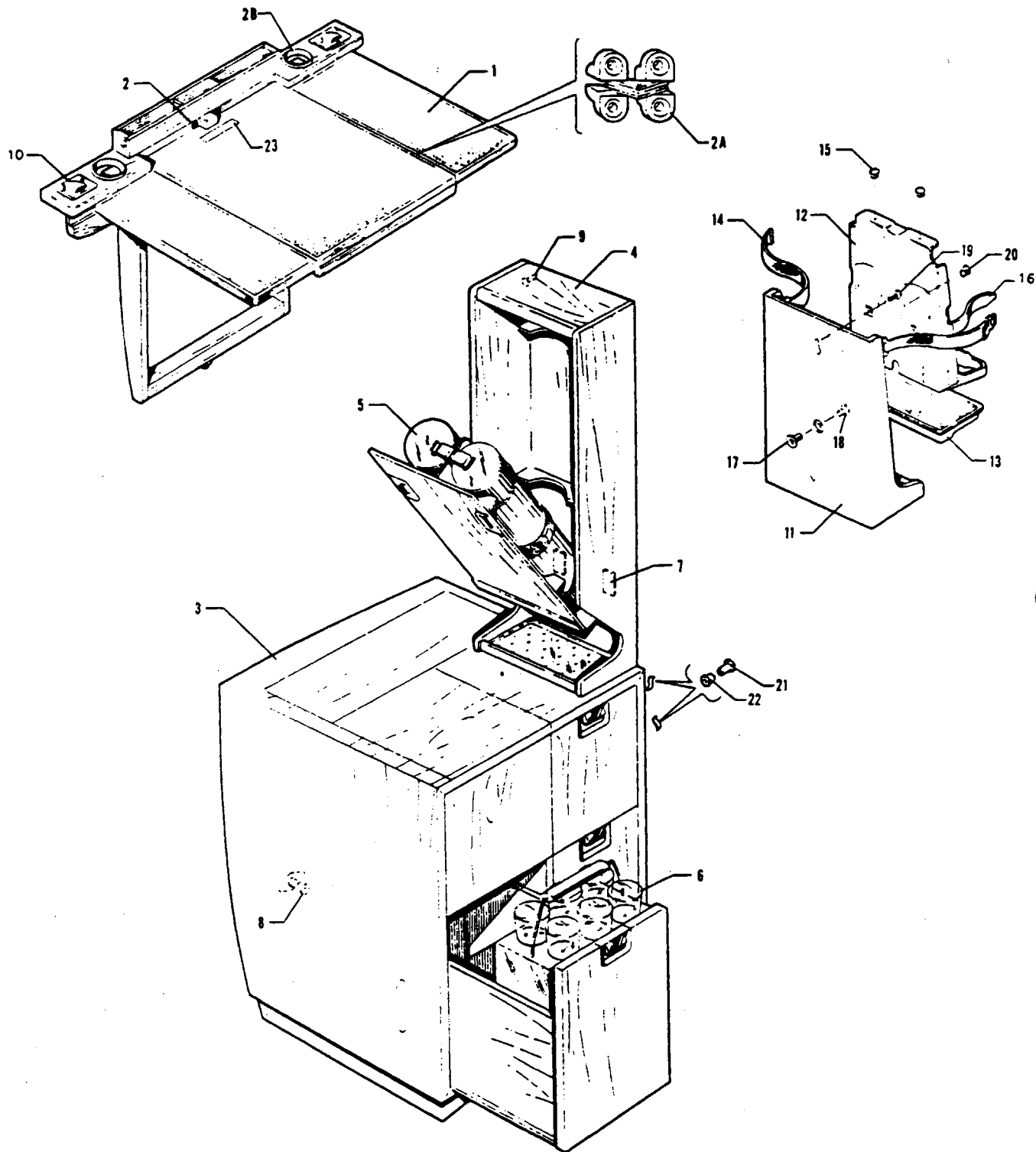


Figure 61. Folding Table, Refreshment Cabinet and Beverage Dispenser Installation
(Serial Nos. 31-5 to 31-7612110 inclusive)

REVISED: JANUARY 1977

PA-31-300
PA-31-310
PA-31-325

PIPER PARTS CATALOG

CODE EXPLANATIONS FOR FIGURE 81

- A - Used on airplanes with serial numbers 31-5 to 31-923 inclusive if air conditioning is not installed.
- B - Used on airplanes with serial numbers 31-924 to 31-7401234 inclusive if air conditioning is not installed or serial numbers 31-752 to 31-7401234 inclusive if air conditioning is installed.
- C - Used if side facing toilet is installed.

PIPER PARTS CATALOG

Figure and Index Number	Part Number	Code	NOMENCLATURE	No Req	SERIAL NUMBERS AFFECTED
61-	43031 43030 43702		DRAWING - Folding Table Installation DRAWING - Refreshment Cabinet Installation DRAWING - Beverage Dispenser Installation		
.1	41867-02 52036-00 54354-02	A B	TABLE ASSEMBLY - Folding TABLE ASSEMBLY - Folding TABLE ASSEMBLY - Folding	1 1 1	
.2	453 641		* BUMPER - Stem (11)	2	31-7401235 and up
.2a	755 228		* HINGE - Folding table	6	31-5 to 31-751 inclusive
.2b	756 046		* RING - Glass holder	2	
.3	41865-00 47464-00	C	CABINET ASSEMBLY - Refreshment (454 288) CABINET ASSEMBLY - Refreshment (554 090)	1 1	
.4	41866-00		DISPENSER ASSEMBLY - Beverage (456 709)	1	
.5	453 189		BOTTLE ASSEMBLY - Thermos (A5417)	2	
.6	43272-00		GLASS SET - Beverage (6-10 1/2 oz glasses) "NAVAJO" (462 880)	1	
.7	43030-02		BLOCK - Rubatex (G-208C)	2	
.8	80122-11		WASHER - Spring fastener	3	
.9	416 997		SCREW - (AN526-1032R12)	2	
.10	484 097		RECEIVER - Ash (6A33030)	2	
.11	43700-00		DISPENSER ASSEMBLY - Beverage (456 715)	1	
.12	43699-00		BEVERAGE CARRIER ASSEMBLY - Bottle (554 007)	1	
.13	43682-00		PAN - Beverage drip	1	
.14	43696-00 43697-00		STRAP ASSEMBLY - Beverage bottle tie down, outboard STRAP ASSEMBLY - Beverage bottle tie down, inboard	1 1	
.15	453 812		BUMPER - Grommet (1561)	6	
.16	484 780		RING - Velcord "D" (H463-1-250-14)	2	
.17	581 333		PLUG - Beverage dispenser (P103F10-0)	2	
.18	486 924		SLEEVE - Beverage dispenser (S103F1032-08)	2	
.19	416 996		SCREW - (AN526-1032R10)	1	
.20	453 641		BUMPER - Stem (11)	4	
.21	486 924		PLUG - Fastener (S103F1032-08)	2	
.22	581 333		SLEEVE - Fastener (P103F10-0)	2	
.23	80468-02		PLACARD - Table storage	1	

When ordering, always specify Part Number Description and Serial Number of Aircraft




Figure 62. Toilet and Relief Tube Installation
(Serial Nos. 31-5 to 31-7612110 inclusive)

REVISED: JANUARY 1977

PIPER PARTS CATALOG

CODE EXPLANATIONS FOR FIGURE 62

- A - Used if placard, with complete toilet assembly part number, is not installed inside lid assembly.
- B - Used if placard, with complete toilet assembly part number, is installed inside lid assembly.
- C - When ordering, specify color red, blue, black, white, gold or rawhyde.
- D - When ordering, specify color white or rawhyde for Toilet Assembly Part No. 44345-08 or specify color rawhyde for Toilet Assembly Part No. 44345-07 only.
- E - Serial number of aircraft must be supplied when ordering this part.
- F - When ordering, specify color blue, gold or apricot.

PIPER PARTS CATALOG

Figure and Index Number	Part Number	Code	NOMENCLATURE	No. Req.	SERIAL NUMBERS AFFECTED
62-	42830 41870 53332		DRAWING - Pilot Relief Tube Installation DRAWING - Toilet Installation DRAWING - Toilet Installation		31-5 to 31-900 inclusive 31-7300901 to 31-7612110 incl.
-1	16633-72		HOSE - Horn to venturi	1	31-5 and 31-7712039
-2	42829-00		PLATE - Pilot relief tube attachment	1	31-5 and 31-7712039
-3	565 238		HORN - Relief (AN8018-1)	1	31-5 and 31-7712039
-4	492 324		VENTURI ASSEMBLY - (AC41A9177)	1	31-5 and 31-7712039
-5	453 419		BRACKET - Pilot relief horn (MS22026-1)	1	31-5 and 31-7712039
-6	434 138		GROMMET - (AN931-10-14)	2	31-5 and 31-7712039
-7	419 753		SCREW - (6 x 3/8" Type "A")	6	31-5 and 31-7712039
-8	49998-03 49998-02 49998-04		HOSE - Horn to venturi, upper HOSE - Horn to venturi, lower (13 1/2" L) HOSE - Horn to venturi, lower (62" L)	1 1 1	
-9	565 238		HORN - Relief (AN8018-1)	1	
-10	43949-00		VENTURI ASSEMBLY - Relief tube	1	
-11	42789-00		PAIL ASSEMBLY - Toilet	1	
-12	44345-02 44345-03 44345-04 44345-05 44345-07 44345-06 44345-08 44345-11		TOILET ASSEMBLY - (Complete) Red, leather and fabric TOILET ASSEMBLY - (Complete) Blue, leather and fabric TOILET ASSEMBLY - (Complete) Black, leather and fabric TOILET ASSEMBLY - (Complete) Gold, leather and fabric TOILET ASSEMBLY - (Complete) Rawhyde, leather fabric TOILET ASSEMBLY - (Complete) Beige, vinyl TOILET ASSEMBLY - (Complete) Leather TOILET ASSEMBLY - (Complete)	1 1 1 1 1 1 1 1	31-5 to 31-900 inclusive 31-5 to 31-900 inclusive 31-5 to 31-751 inclusive 31-5 to 31-900 inclusive 31-752 to 31-900 inclusive 31-5 to 31-353 inclusive 31-752 to 31-900 inclusive 31-7300901 and up
-13	42952-00 42952-07 42952-14 42952-15 42952-16 44304-02 44304-03 44304-04 44304-05 44304-06 44304-17 53300-00	C E A A A A B B B B B B,D E	TOILET ASSEMBLY - Bottom (complete) beige TOILET ASSEMBLY - Bottom (complete) red TOILET ASSEMBLY - Bottom (complete) blue TOILET ASSEMBLY - Bottom (complete) black TOILET ASSEMBLY - Bottom (complete) gold TOILET ASSEMBLY - Bottom (complete) red TOILET ASSEMBLY - Bottom (complete) blue TOILET ASSEMBLY - Bottom (complete) black TOILET ASSEMBLY - Bottom (complete) gold TOILET ASSEMBLY - Bottom (complete) beige TOILET ASSEMBLY - Bottom (complete) TOILET ASSEMBLY - Bottom (complete)	1 1 1 1 1 1 1 1 1 1 1 1 1	31-5 to 31-900 inclusive 31-5 to 31-900 inclusive 31-5 to 31-900 inclusive 31-5 to 31-900 inclusive 31-5 to 31-900 inclusive 31-5 to 31-900 inclusive 31-5 to 31-900 inclusive 31-5 to 31-900 inclusive 31-5 to 31-900 inclusive 31-5 to 31-900 inclusive 31-752 to 31-900 inclusive 31-7300901 and up
-14	42832-03		HINGE - Toilet bottom assembly	1	
-15	42954-00 42954-02 42954-03 42954-04 42954-05 44305-02 44305-03 44305-04 44305-05 44305-06 44305-07 44305-08 53292-02	A A A A A B B B B B B B E	PANEL - Toilet seat trim, metallic beige PANEL - Toilet seat trim, red PANEL - Toilet seat trim, blue PANEL - Toilet seat trim, black PANEL - Toilet seat trim, pearl beige PANEL - Toilet seat trim, red PANEL - Toilet seat trim, blue PANEL - Toilet seat trim, black PANEL - Toilet seat trim, pearl beige PANEL - Toilet seat trim, metallic beige PANEL - Toilet seat trim, white PANEL - Toilet seat trim, rawhyde PANEL - Toilet seat trim	1 1 1 1 1 1 1 1 1 1 1 1 1	31-5 to 31-900 inclusive 31-5 to 31-900 inclusive 31-5 to 31-900 inclusive 31-5 to 31-900 inclusive 31-5 to 31-900 inclusive 31-5 to 31-900 inclusive 31-5 to 31-900 inclusive 31-5 to 31-751 inclusive 31-5 to 31-900 inclusive 31-5 to 31-900 inclusive 31-752 to 31-900 inclusive 31-752 to 31-900 inclusive 31-7300901 and up

When ordering, always specify Part Number, Description and Serial Number of Aircraft

PIPER PARTS CATALOG

Figure and Index Number	Part Number	Code	NOMENCLATURE	No. Req.	SERIAL NUMBERS AFFECTED
62-16	42958-00	A	PLATE ASSEMBLY - Toilet seat	1	
	44306-03	B	PLATE ASSEMBLY - Toilet seat	1	
-17	42831-00		HINGE - Toilet seat	1	
-18	43027-00		DISPENSER ASSEMBLY - Toilet tissue	1	
-19	43018-02		HINGE - Tissue dispenser	1	31-5 to 31-7300962 incl.
	43018-04		HINGE - Tissue dispenser	1	31-7300963 and up
-20	81352-27		PLATE - Tissue dispenser	1	31-5 to 31-7300962 incl.
	81352-30		PLATE - Tissue dispenser	1	31-7300963 and up
-21	81761-43		PIN - Tissue dispenser hinge	1	
-22	484 776		RING - Seat (1012)	1	
-23	43008-00	A	LID ASSEMBLY - Toilet, complete, beige	1	31-5 to 31-900 inclusive
	44055-00	A	LID ASSEMBLY - Toilet, complete, red	1	31-5 to 31-900 inclusive
	44055-12	A	LID ASSEMBLY - Toilet, complete, blue/green	1	31-5 to 31-900 inclusive
	44055-13	A	LID ASSEMBLY - Toilet, complete, rust	1	31-5 to 31-900 inclusive
	44055-14	A	LID ASSEMBLY - Toilet, complete, gold	1	31-5 to 31-900 inclusive
	44328-02	B	LID ASSEMBLY - Toilet, complete, red, fabric	1	31-5 to 31-900 inclusive
	44328-03	B	LID ASSEMBLY - Toilet, complete, blue, fabric	1	31-5 to 31-900 inclusive
	44328-04	B	LID ASSEMBLY - Toilet, complete, black, fabric	1	31-5 to 31-751 inclusive
	44328-05	B	LID ASSEMBLY - Toilet, complete, gold, fabric	1	31-5 to 31-900 inclusive
	44328-31	B	LID ASSEMBLY - Toilet, complete, old gold, fabric	1	31-752 to 31-900 inclusive
	44328-26	B	LID ASSEMBLY - Toilet, complete, beige, vinyl	1	31-5 to 31-900 inclusive
	44328-36	B,C	LID ASSEMBLY - Toilet, complete, leather	1	31-752 to 31-900 inclusive
	53288-02	E	LID ASSEMBLY - Toilet, complete	1	31-7300901 and up
-24	42832-02	A	HINGE - Toilet lid assembly	1	
	42832-04	B	HINGE - Toilet lid assembly	1	
-25	88092-87		PIN - Toilet hinge	1	
-26	41430-00		PLACARD - Toilet seat	1	
-27	494 338		WEDJIT ASSEMBLY - (296307)	2	
-28	41214-02		PLATE - Toilet seat attachment	1	
-29	41215-00		PLATE - Toilet seat attachment	1	
-30	434 138		GROMMET - (MS35489-17)	7	
-31	43235-04		CURTAIN ASSEMBLY - Aft cabin divider, left, ivory (with stud)	1	31-5 to 31-353 inclusive
	43235-07		CURTAIN ASSEMBLY - Aft cabin divider, left, white (with stud)	1	31-354 to 31-900 inclusive
	43235-15	F	CURTAIN ASSEMBLY - Aft cabin divider, left (with stud)	1	31-752 to 31-900 inclusive
	53527-03	E	CURTAIN ASSEMBLY - Aft cabin divider, left (with stud)	1	31-7300901 and up
	43235-05		CURTAIN ASSEMBLY - Aft cabin divider, right, ivory (with socket)	1	31-5 to 31-353 inclusive
	43235-08		CURTAIN ASSEMBLY - Aft cabin divider, right, white (with socket)	1	31-354 to 31-900 inclusive
	43235-14	F	CURTAIN ASSEMBLY - Aft cabin divider, right (with socket)	1	31-752 to 31-900 inclusive
	53527-02	E	CURTAIN ASSEMBLY - Aft cabin divider, right (with socket)	1	31-7300901 and up
-32	487 580		STUD - (XX-10369-12)	6	
-33	43274-00		PACK ASSEMBLY - Disposable bags	1	
-34	415 535		SCREW - (MS35206-246)	2	
-35	43288-00		DISCONNECT ASSEMBLY - Relief tube	1	
-36	43279-00		PLATE - Relief tube disconnect	1	
-37	43284-00		PLATE - Relief tube disconnect trim	1	
-38	43278-00		COVER ASSEMBLY - Relief tube disconnect	1	
-39	456 712		DISCONNECT - Quick, size "B" (64027) Male	1	
-40	43643-00		PYLON ASSEMBLY - Relief tube venturi	1	
-41	43888-00		PLATE ASSEMBLY - Relief tube venturi attachment	1	
-42	42787-00		LID - Toilet pail	1	

When ordering, always specify Part Number, Description and Serial Number of Aircraft

PIPER PARTS CATALOG

Figure and Index Number	Part Number	Code	NOMENCLATURE	No. Req.	SERIAL NUMBERS AFFECTED
62-43	25801-03		BELT ASSEMBLY - Safety, blue	1	
	25801-04		BELT ASSEMBLY - Safety, fawn	1	
	25801-02		BELT ASSEMBLY - Safety, black	1	
-44	402 045		BOLT - Eye (AN4386)	2	
-45	SK-2152		LINK - Safety belt	4	
-46	14843-51		BUSHING - Safety belt	2	
-47	401 270		BOLT - (AN3-11A)	2	
	407 564		WASHER - (AN960-10)	4	
	404 887		NUT - (MS20365-1032C)	2	
-48	400 452		BOLT - (AN3-11A)	2	
	407 564		WASHER - (AN960-10)	4	
	407 584		WASHER - (AN960-10L)	4	
	404 887		NUT - (MS20365-1032C)	2	

When ordering, always specify Part Number, Description and Serial Number of Aircraft

REVISED: JANUARY 1977

2F23

PA-31-300
PA-31-310
PA-31-325

2F24

INTENTIONALLY LEFT BLANK

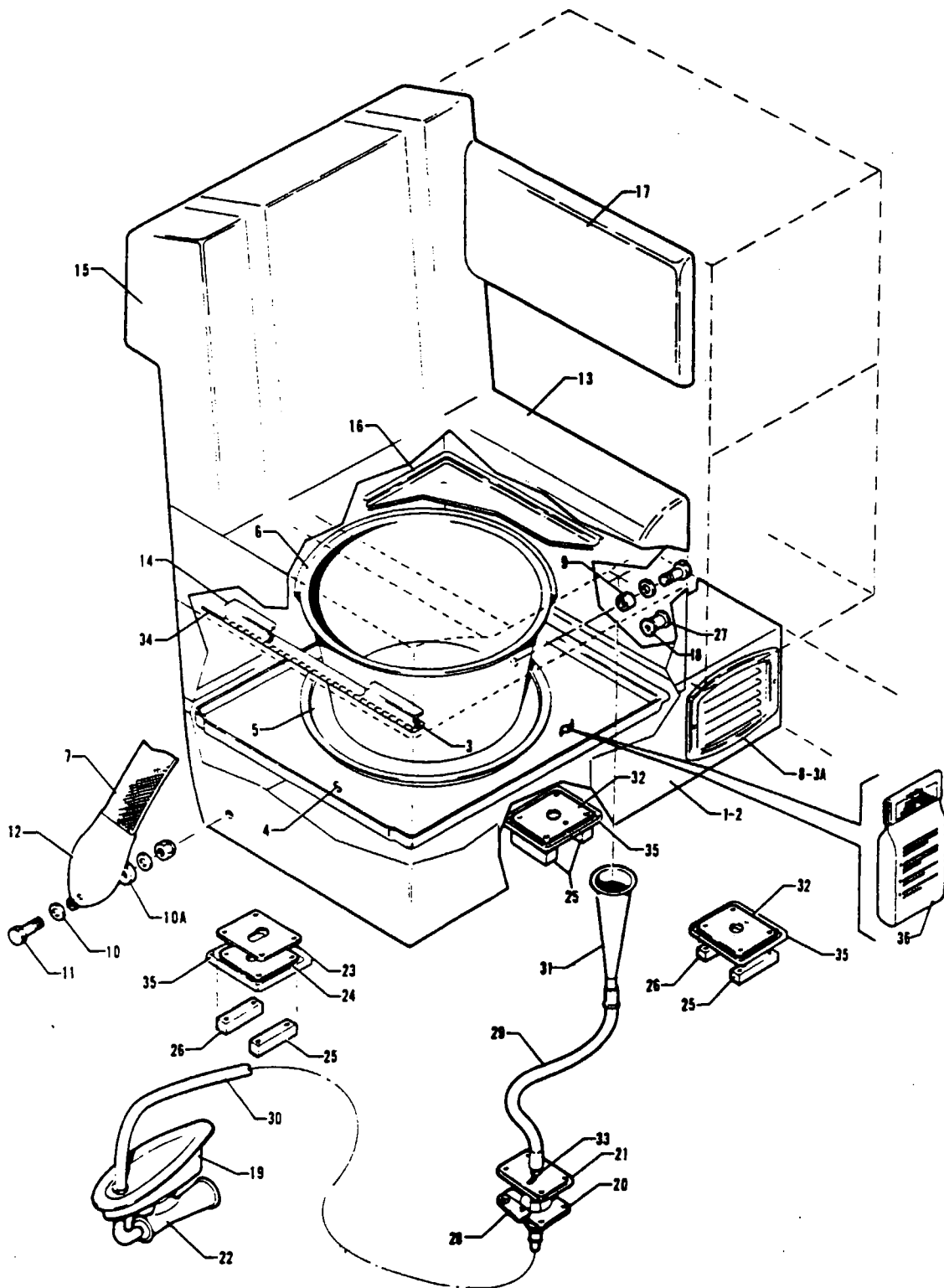


Figure 62A Toilet Installation - Side Facing

PIPER PARTS CATALOG

CODE EXPLANATIONS FOR FIGURE 82A

A - Serial number of aircraft must be supplied when ordering this part.

PIPER PARTS CATALOG

Figure and Index Number	Part Number	Code	NOMENCLATURE	No Req.	SERIAL NUMBERS AFFECTED
62A-	53310		DRAWING - Refreshment Unit and Toilet Combination Installation		
-1	47479-19	A	SEAT ASSEMBLY - Toilet bottom (complete)	1	31-7612001 to 31-7612110 incl
	47479-20	A	SEAT ASSEMBLY - Toilet bottom (complete)	1	31-7712001 to 31-7812033 incl
	47479-25	A	SEAT ASSEMBLY - Toilet bottom (complete)	1	31-7812034 and up
-2	53250-00	A	* FRAME ASSEMBLY - Toilet bottom	1	31-7612001 to 31-7612110 incl
	53250-04	A	* FRAME ASSEMBLY - Toilet bottom	1	31-7712001 to 31-7812033 incl
	49359-02	A	* FRAME ASSEMBLY - Toilet bottom	1	31-7812034 and up
-3	47448-00		* * HINGE HALF - Toilet seat	1	
-3a	452 687		* BEZEL - Heater louver	1	31-7812034 and up
	473 190		* LOUVER - Heater outlet box	1	31-7812034 and up
-4	48549-00	A	* PANEL - Toilet seat bottom	1	31-7612001 to 31-7612110 incl
	48547-02	A	* PANEL - Toilet seat bottom	1	31-7712001 and up
-5	42787-00		* LID - Toilet pail	1	
-6	42789-00		* PAIL ASSEMBLY - Toilet	1	
-7	25801-02		* BELT ASSEMBLY - Safety, black	1	
	25801-03		* BELT ASSEMBLY - Safety, blue	1	31-7612001 to 31-7612110 incl
	25801-04		* BELT ASSEMBLY - Safety, fawn	1	31-7612001 to 31-7612110 incl
-8	42973-00		* LOUVER - Heater outlet box	1	31-7612001 to 31-7812033 incl
-9	41413-26		* BUSHING - Seat belt, aft	1	
-10	41413-26		* BUSHING - Seat belt, forward (50 O D)	1	
-10a	49982-05		* BUSHING - Seat belt, forward (62 O D)	1	
-11	400 904		* BOLT - (AN24-14A) Forward	1	
	400 003		* BOLT - (AN4-6A) Aft	1	
	407 565		* WASHER - (AN960-416)	3	
	404 888		* NUT - (MS20365-428C)	2	
-12	53134-00	A	* SHROUD ASSEMBLY - Safety belt fitting	1	31-7612001 to 31-7612110 incl
	49102-02	A	* SHROUD ASSEMBLY - Safety belt fitting	1	31-7712001 and up
-13	53306-02	A	LID ASSEMBLY - Toilet (complete)	1	31-7612001 to 31-7612110 incl
	55417-02	A	LID ASSEMBLY - Toilet (complete) (fabric)	1	31-7712001 to 31-7812033 incl
	55427-02	A	LID ASSEMBLY - Toilet (complete) (leather or vinyl)	1	31-7712001 to 31-7812033 incl
	49423-02	A	LID ASSEMBLY - Toilet (complete) (leather or fabric/vinyl)	1	31-7812034 and up
-14	48872-02		* HINGE HALF - Toilet lid	1	
-15	53307-00	A	BACK ASSEMBLY - Toilet seat (complete)	1	31-7612001 to 31-7612110 incl
	55407-02	A	BACK ASSEMBLY - Toilet seat (complete) (fabric)	1	31-7712001 to 31-7812033 incl
	55414-02	A	BACK ASSEMBLY - Toilet seat (complete) (leather or vinyl)	1	31-7712001 to 31-7812033 incl
	49422-02	A	BACK ASSEMBLY - Toilet seat (complete) (leather or fabric/vinyl)	1	31-7812034 and up
-16	53354-00		SEAT ASSEMBLY - Toilet	1	
-17	54296-02	A	PAD ASSEMBLY - Refreshment unit	1	31-7612001 to 31-7612110 incl.
	49104-04	A	PAD ASSEMBLY - Refreshment unit	1	31-7712001 to 31-7812033 incl
	49431-02	A	PAD ASSEMBLY - Refreshment unit	1	31-7812034 and up
-18	486 924		SLEEVE - Fastener (S103F1032-08)	3	
-19	43643-00		PYLON ASSEMBLY - Relief tube venturi	1	
-20	43288-00		DISCONNECT ASSEMBLY - Relief tube	1	
-21	43284-00		PLATE - Relief tube disconnect trim	1	
-22	43949-00		VENTURI ASSEMBLY - Relief tube	1	
-23	41214-02		PLATE - Seat attachment	1	
-24	41215-00		PLATE - Seat attachment closure	1	
-25	46695-02		SPACER - Wedjit attachment	4	
-26	46695-03		SPACER - Wedjit attachment	2	
-27	581 333		PLUG - Fastener (P103F-10-0)	3	

When ordering, always specify Part Number, Description and Serial Number of Aircraft

PIPER PARTS CATALOG

Figure and Index Number	Part Number	Code	NOMENCLATURE	No. Req.	SERIAL NUMBERS AFFECTED
62A-28	43278-00		COVER ASSEMBLY - Relief tube disconnect	1	
-29	49998-03		HOSE - Horn to disconnect, upper (50" L.)	1	
-30	49998-35		HOSE - Disconnect to venturi, lower (15" L.)	1	
-31	565 238		HORN - Relief (AN8018-1)	1	
-32	494 338		WEDJIT ASSEMBLY - (295 307)	2	
-33	456 712		DISCONNECT - Quick, size "B" (64027) male	1	
-34	86092-87		PIN - Hinge	1	
-35	46696-00		PLATE - Wedjit trim	3	
-36	43274-00		PACK ASSEMBLY - Disposable bags	1	

When ordering, always specify Part Number, Description and Serial Number of Aircraft

PIPER PARTS CATALOG

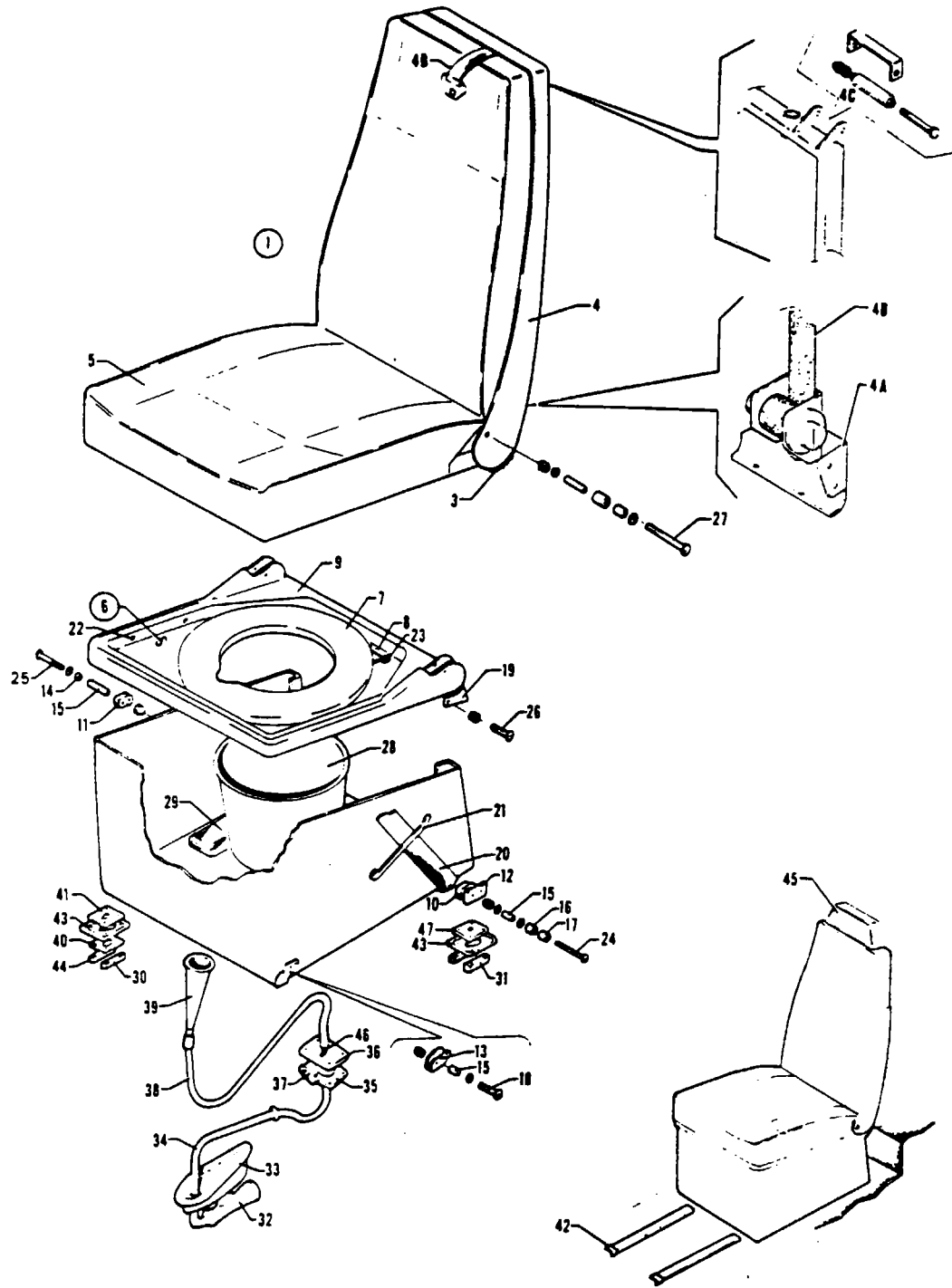


Figure 62B Toilet Installation, 7th Seat Position
(Serial Nos 31-7712053 and up)

REVISED SEPTEMBER 1980

2G5

PA-31-310
PA-31-325

PIPER PARTS CATALOG

CODE EXPLANATIONS FOR FIGURE 62B

- A - Serial number of aircraft must be supplied when ordering this part.
- B - Used if seat assembly does not incorporate an integral shoulder harness.
- C - Used if seat assembly incorporates an integral shoulder harness

PIPER PARTS CATALOG

Figure and Index Number	Part Number	Code	NOMENCLATURE	No. Req	SERIAL NUMBERS AFFECTED
62B-	55628 59329		DRAWING - Toilet Seat Installation DRAWING - Toilet Seat Installation		31-7712053 to 31-7912031 incl 31-7912032 and up
-1	55627-02	A	SEAT ASSEMBLY - Toilet (complete) (fabric/vinyl or fabric/leather)	1	31-7712053 to 31-7812033 incl
	55627-03	A	SEAT ASSEMBLY - Toilet (complete) (vinyl or leather)	1	31-7712053 to 31-7812033 incl
	55627-05	A	SEAT ASSEMBLY - Toilet (complete) (leather or fabric/vinyl)	1	31-7812034 to 31-7912031 incl
	58909-02	A B	SEAT ASSEMBLY - Toilet (complete) (leather or fabric/vinyl)	1	31-7912032 and up
	58909-03	A.C	SEAT ASSEMBLY - Toilet (complete) with integral shoulder harness (leather or fabric/vinyl)	1	31-8112001 and up
-2	55405-02	A	* BACK ASSEMBLY - Toilet (fabric/vinyl or fabric/leather)	1	31-7712053 to 31-7812033 incl
	55389-02	A	* BACK ASSEMBLY - Toilet (vinyl or leather)	1	31-7712053 to 31-7812033 incl
	49474-03	A,B	* BACK ASSEMBLY - Toilet (leather or fabric/vinyl)	1	31-7812034 and up
	71914-18	A,C	* BACK ASSEMBLY - Toilet (leather or fabric/vinyl)	1	
-3	34447-00	B	* * DETENT	2	
	29259-02	C	* * DETENT	2	
-4	55390-02	A	* * PANEL ASSEMBLY - Seat back trim	1	31-7712053 to 31-7812033 incl
	49324-11	A,B	* * PANEL ASSEMBLY - Seat back trim	1	31-7812034 and up
	71914-19	C	* * PANEL ASSEMBLY - Seat back trim	1	
-4a	55846-05	C	* * BRACKET - Inertia reel	1	
-4b	72607-03	C	* * INERTIA REEL ASSEMBLY - (Includes shoulder harness)	1	
-4c	401 280	C	* * BOLT - (AN3-26A)	1	
	60998-15	C	* * BUSHING - Outer	1	
	60998-16	C	* * BUSHING - Inner	1	
	407 564	C	* * WASHER - (AN960-10)	1	
	404 887	C	* * NUT - (MS20365-1032C)	1	
-5	55626-02	A	* CUSHION ASSEMBLY - Seat bottom (fabric/vinyl or fabric/leather)	1	31-7712053 to 31-7812033 incl.
	55626-03	A	* CUSHION ASSEMBLY - Seat bottom (vinyl or leather)	1	31-7712053 to 31-7812033 incl
	49461-02	A	* CUSHION ASSEMBLY - Seat bottom (leather or fabric/vinyl)	1	31-7812034 and up
-6	55607-02	A	* SEAT ASSEMBLY - Toilet, bottom (complete)	1	31-7712053 to 31-7912031 incl.
	58905-02	A,B	* SEAT ASSEMBLY - Toilet, bottom (complete)	1	31-7912032 and up
	58905-09	C	* SEAT ASSEMBLY - Toilet, bottom (complete)	1	
-7	55603-02		* * SEAT - Toilet	1	
-8	55589-03		* * * HINGE HALF - Toilet	1	
-9	55606-02		* * COVER - Seat bottom plate	1	
-10	46711-00		* * BRACKET - Seat attachment, aft	1	
-11	42570-00		* * BRACKET - Seat attachment, aft	1	
-12	46704-00		* * COVER - Seat attachment, trim	1	
-13	42558-00		* * BRACKET ASSEMBLY - Seat attachment, forward	2	
-14	41413-26		* * BUSHING	1	
-15	42571-02		* * BUSHING	4	
-16	14843-108		* * BUSHING	1	
-17	14843-109		* * BUSHING	1	
-18	400 921		* * BOLT - (AN24-31A)	2	
	407 588		* * WASHER - (AN960-416L)	2	
	404 888		* * NUT - (MS20364-428C)	2	
-19	53126-02		* * COVER ASSEMBLY - Rear trim	1	31-7712053 to 31-7812033 incl.
	49092-07	A	* * COVER ASSEMBLY - Rear trim	1	31-7812034 and up
-20	25801-02	B	* * BELT ASSEMBLY - Safety (black)	1	
	72607-04	C	* * BELT ASSEMBLY - Safety	1	
-21	49092-08	A	* * LOOP ASSEMBLY - Safety belt	2	

When ordering, always specify Part Number, Description and Serial Number of Aircraft

PIPER PARTS CATALOG

Figure and Index Number	Part Number	Code	NOMENCLATURE	No. Req.	SERIAL NUMBERS AFFECTED
62B-22	494 021		* * WASHER - Finish 4 (nickel finish)	12	
	419 932		* * SCREW - (4 x 1/2" L.)	12	
-23	55590-02		* * SPACER - Hinge	1	
-24	400 932		* * BOLT - (AN24-26A)	1	
	407 588		* * WASHER - (AN960-416)	3	
	477 709		* * NUT - (26C-048) Chrome	1	
-25	400 926		* * BOLT - (AN924-36A)	1	
	407 588		* * WASHER - (AN960-416)	2	
	477 709		* * NUT - (26C-048) Chrome	1	
-26	400 917		* BOLT - (AN24-27A)	2	
	477 709		* NUT - (26C-048) Chrome	2	
-27	400 920		* BOLT - (AN24-30A)	2	
	44114-00		* WASHER	2	
	41413-26		* BUSHING	2	
	49982-31		* BUSHING	4	
	14175-111		* BUSHING	2	
	407 588		* WASHER - (AN960-416)	2	
	477 709		* NUT - (26C-048) Chrome	2	
-28	55599-02		* PAIL - Toilet	1	
-29	43274-00		* PACK ASSEMBLY - Disposable bags	1	
-30	46695-03		SPACER - Seat attachment	AR	
-31	46695-06		SPACER - Seat attachment	AR	
-32	43949-00		VENTURI ASSEMBLY - Relief tube	1	
-33	43643-00		PYLON ASSEMBLY - Relief tube venturi	1	
-34	49998-35		HOSE - Disconnect to venturi, lower (25" L)	1	
-35	43288-00		DISCONNECT ASSEMBLY - Relief tube	1	
-36	43284-00		PLATE - Relief tube disconnect	1	
-37	43278-00		COVER ASSEMBLY - Relief tube disconnect	1	
-38	49998-03		HOSE - Horn to disconnect, upper (50" L)	1	
-39	565 238		HORN - Relief (AN8018-1)	1	
-40	41215-00		PLATE - Seat attachment, forward	2	
-41	41214-03		PLATE - Seat attachment, forward	2	
-42	18842-00		STOP - Seat (Sta 208 90)	2	
-43	46696-00		PLATE - Wedjit trim	4	
-44	46695-02		SPACER - Seat attachment	AR	
-45	49425-04	A	HEADREST ASSEMBLY	1	31-7812034 to 31-7812129 incl
	49425-14	A	HEADREST ASSEMBLY	1	31-7912001 and up
-46	456 712		DISCONNECT - Quick, size "B" (64027) male	1	
-47	494 338		WEDJIT ASSEMBLY - (295307)	2	

When ordering, always specify Part Number, Description and Serial Number of Aircraft

PIPER PARTS CATALOG

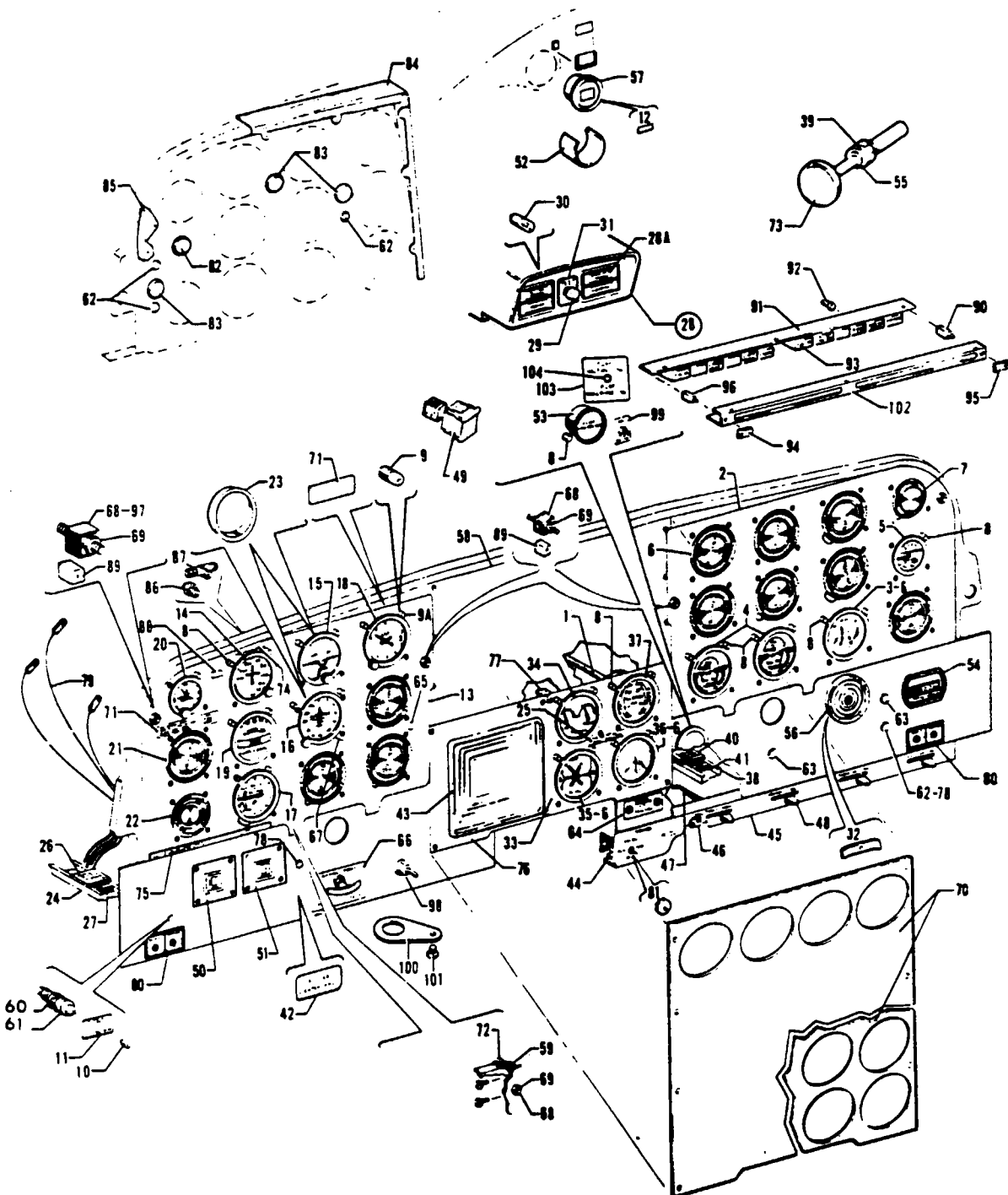


Figure 63 Instrument Panel Installation

REVISED NOVEMBER 1983

PA-31-300
PA-31-310
PA-31-325

PIPER PARTS CATALOG

CODE EXPLANATIONS FOR FIGURE 63

- A - Used on serial numbers 31-5 to 31-336 inclusive, 31-338 to 31-341 inclusive and 31-343 to 31-346 inclusive
- B - Used on serial numbers 31-337, 31-342 and 31-347 to 31-7812018 inclusive
- C - Used if AltiMatic V F/D, AltiMatic V F/D-1, AltiMatic V or AltiMatic V-1 is installed
- D - Used on PA-31-310 and PA-31-325 airplanes only
- E - Used on serial numbers 31-660, and 31-712 to 31-751 inclusive if nacelle wing lockers are installed
- F - If special instruments and/or avionics are installed on serial numbers 31-7300901 and up, check part number stamped on back of panel and order that part number
- G - Used on PA-31-310 airplanes only
- H - Used on PA-31-325 airplanes only
- J - Used on PA-31-310 with serial numbers 31-8112009 and up and on PA-31-325 with serial numbers 31-7812060 and up
- K - Used on PA-31-310 with serial numbers 31-8212042 and up and PA-31-325 with serial numbers 31-8012001 and up
- L - Used if King Radios with Dual King ADF and AltiMatic III B-1 (with AutoFlite II) are installed.
- M - Used if King Radios with Dual King ADF and AltiMatic V are installed
- N - Used if Narco Radios with Bendix ADF or King Dual ADF and AltiMatic V are installed.
- O - Used if King Radios with Single King ADF and AltiMatic V are installed
- P - Used if Narco Radios with Single King ADF and AltiMatic V are installed
- Q - Used if King Radios with VHF, Dual KR-85 or KDF-800 and AltiMatic V F/D are installed
- R - Used if Narco Radios with Single King ADF and AltiMatic III B-1 (with AutoFlite II) are installed
- S - Used on serial numbers 31-337, 31-342 and 31-347 to 31-805 inclusive.
- T - Used if King Radios with VHF, Single KR-85 or KDF-800 and AltiMatic V F/D are installed
- U - Used if King Radios with Single King ADF and AltiMatic III B-1 (with AutoFlight II) are installed
- V - Used if Narco Radios with VHF, Single KR-85 and AltiMatic V F/D are installed
- W - Used if Narco Radios with VHF, Single or Dual ADF-T-12C or Dual KR-85 and AltiMatic V F/D are installed.
- X - Used on serial numbers 31-5 to 31-659 inclusive and 31-661 to 31-711 inclusive
- Y - Used on aircraft that comply with C A A (United Kingdom) requirements.
- Z - Used on PA-31-300 airplanes only
- AA - Used if Narco Radios with Dual ADF or Single Bendix ADF and AltiMatic III B-1 (with AutoFlite II) are installed
- AB - See appropriate figure in Electronics Group if AutoPilot is installed.
- AC - Used if nacelle wing lockers are installed
- AD - Used if King Radios with Dual King ADF or R C Allen RMI and AltiMatic V F/D or AltiMatic V F/D-1 are installed
- AE - Used if King Radios with Single King ADF or R C Allen and AltiMatic V F/D or AltiMatic V F/D-1 are installed
- AF - Used on serial numbers 31-337, 31-342 and 31-347 to 31-805 inclusive if King Radios without AltiMatic III B-1 (with AutoFlite II) or AltiMatic V are installed
- AG - Used if King Radios with Single or Dual King ADF or AIM RMI and AltiMatic III B-1, (with AutoFlite II) AltiMatic V or AltiMatic V-1 are installed
- AH - Used if Narco Radios with Single King ADF and AltiMatic V F/D or AltiMatic V F/D-1 are installed
- AJ - Used if no wire color code placard or a red and tan wire color code placard is on the back of the existing gauge
- AK - Used if a red and yellow wire color code placard is on the back of the existing gauge
- AL - If Engine Hour Meter Assembly Part No 51006-00 has been installed, order part for serial numbers 31-7300940 and up
- AM - Used on aircraft that comply with S G A C (French) regulations
- AN - Used on serial numbers 31-5 to 31-7300923 inclusive, 31-7300925, 31-7300927, 31-7300929 and 31-7300931
- AO - Used if Aero Mechanism Inc Encoding Altimeter is installed
- AP - Used if United Instruments, Inc Encoding Altimeter is installed.
- AQ - Used on serial numbers 31-5 to 31-7300968 inclusive, 31-7300970 to 31-7300973 inclusive, 31-7400978 to 31-7400987 inclusive, 31-7400991 to 31-7400996 inclusive and 31-7401201 to 31-7401237 inclusive
- AR - Used on serial numbers 31-7300969, 31-7300974 to 31-7300976 inclusive, 31-7400977, 31-7400988 to 31-7400990 inclusive and 31-7401238 and up
- AS - If special instruments and/or avionics are installed, check part number stamped on back of panel and order that part number
- AT - Used on serial numbers 31-7400990, 31-7512006 to 31-7612028 and 31-7612030 to 31-7612110 inclusive
- AU - Used on serial numbers 31-7400990, 31-7512006 to 31-7812059 inclusive.
- AV - Used if nacelle wing lockers are not installed
- AW - These parts must be ordered from Service Spares Department, Piper Aircraft, Vero Beach, Florida.
- AX - Used if King Radios with King RMI and AltiMatic V are installed.
- AY - Used if King Radios with King RMI and AltiMatic III B-1 (with AutoFlite II) are installed
- AZ - Order Flap indicator, part no 71128-14, if Calco Flap System Installation Kit 764 938L has been installed per Service Letter 959
- BA - Used on aircraft that have installed Calco Flap System Installation Kit 764 938L per Service Letter 959
- BB - Also used on aircraft with serial numbers 31-5 to 31-7812129 inclusive if Calco Flap System Installation Kit 764 938L has been installed per Service Letter 959

PIPER PARTS CATALOG

Figure and Index Number	Part Number	Code	Nomenclature	No. Req.	Serial Numbers Affected
63-	42035		DRAWING - Instrument Panel Installation		
-1	486 592		SHAFT ASSEMBLY - Tachometer (PS50044-8)	2	31-5 to 31-7401268 inclusive
	486 556		SHAFT ASSEMBLY - Tachometer (PS50044-11)	2	31-7512001 and up
-2	40939-00	A	PANEL - Instrument, right (standard)	1	
	40939-02	B,F	PANEL - Instrument, right (standard)	1	
	54429-02	A,S	PANEL - Instrument, right (standard)	1	31-7612019 and up
	40939-03	C	PANEL - Instrument, right	1	31-660, 31-712 to 31-800 incl
-3	41503-00	G	GAUGE ASSEMBLY - Dual fuel pressure	1	31-5 to 31-7401234 inclusive
	548 011	G	GAUGE ASSEMBLY - Dual fuel pressure (PS50116-2)	1	31-7401235 and up
	548 014	H	GAUGE ASSEMBLY - Dual fuel pressure (PS50116-4)		
-4	41506-00		GAUGE ASSEMBLY - Engine, oil pressure and temperature, cylinder head temperature with Red Line at 475°F. (EDO-Aire #22-804-00 or A.I.D. #18P200)	2	31-5 to 31-751 inclusive
	41506-02	D,E	GAUGE ASSEMBLY - Engine, oil pressure and temperature, cylinder head temperature with Red Line at 500°F. (EDO-Aire #22-804-00 or A.I.D. #18P200)	2	31-752 and up
	74240-02	D,E	GAUGE ASSEMBLY - Engine, oil pressure and temperature, cylinder head temperature with Red Line at 500°F.	2	31-752 and up
-5	43158-00		GAUGE ASSEMBLY - Gyro pressure and source indicating (550 741)	1	31-5 to 31-7612018 inclusive
	46320-00		GAUGE ASSEMBLY - Gyro pressure (550-846)	1	31-7612019 and up
-6	41678-00		PLATE - Cover	7	
-7	41679-00		PLATE - Cover	1	
-8	472 742		LIGHT - Post (Glar-Ban) (P-65-3-CW-28)	29	
	472 829		LIGHT - Post (Gmes) (20-0121-15-B-24)	29	
	572 625		LIGHT - Post (Whelen) (75619-06)	29	
-9	472 028		* BULB - Post light (327)	1	
-9a	757 877		* CAP ASSEMBLY - Blue lens (Glar-Ban) (5952-2CW)	1	
	755 351		* HOOD ASSEMBLY - (Gmes) (21-0230-9)	1	
	755 352		* HEAD ASSEMBLY - (Whelen) (02-0350189-00)	1	
-10	472 028		LAMP - (24V, 327)	1	
-11	27178-00		PLACARD - Pitch out of trim (581 681)	1	
-12	41345-00		PLACARD - Heated windshield	1	
-13	43050-02	A	PANEL - Instrument, left (standard)	1	
	43050-09	S	PANEL - Instrument, left (standard)	1	
	52836-12	F	PANEL - Instrument, left (standard)	1	31-806 to 31-7401220 inclusive
	52836-16	F	PANEL - Instrument, left (standard)	1	31-7401221 to 31-7612018 incl
	54379-02	AS	PANEL - Instrument, left (standard)	1	31-7612019 and up
	52172-02	T	PANEL ASSEMBLY - Instrument, left	1	31-660, 31-712 to 31-822 incl
	52172-04	Q	PANEL ASSEMBLY - Instrument, left	1	31-660, 31-712 to 31-822 incl.
	52172-06	W	PANEL ASSEMBLY - Instrument, left	1	31-660, 31-712 to 31-805 incl
	52172-07	V	PANEL ASSEMBLY - Instrument, left	1	31-660, 31-712 to 31-805 incl
	43050-08	M	PANEL - Instrument, left	1	31-660, 31-712 to 31-822 incl
	43050-11	N	PANEL - Instrument, left	1	31-660, 31-712 to 31-805 incl.
	43050-14	O	PANEL - Instrument, left	1	31-660, 31-712 to 31-822 incl.
	43050-15	P	PANEL - Instrument, left	1	31-660, 31-712 to 31-822 incl
	43050-16	AX	PANEL - Instrument, left	1	31-660, 31-712 to 31-822 incl.
	43050-17	AY	PANEL - Instrument, left	1	31-765 to 31-900 inclusive
	43050-18	U	PANEL - Instrument, left	1	31-765 to 31-900 inclusive
	43050-19	L	PANEL - Instrument, left	1	31-765 to 31-900 inclusive
	43050-20	R	PANEL - Instrument, left	1	31-765 to 31-900 inclusive
	43050-21	AA	PANEL - Instrument, left	1	31-765 to 31-900 inclusive
	43050-12	AF	PANEL - Instrument, left	1	
	52836-13	AG	PANEL - Instrument, left	1	31-823 to 31-900 inclusive

When ordering, always specify Part Number, Description, and Serial Number of Aircraft

Revised February 18, 1994

PIPER PARTS CATALOG

Figure and Index Number	Part Number	Code	NOMENCLATURE	No Req.	SERIAL NUMBERS AFFECTED
63-13	52836-04	AH	PANEL - Instrument, left	1	31-806 to 31-900 inclusive
	52836-05	AD	PANEL - Instrument, left	1	31-823 to 31-900 inclusive
	52836-06	AE	PANEL - Instrument, left	1	31-823 to 31-900 inclusive
-14	41507-03	G.X	GAUGE ASSEMBLY - Airspeed indicator, mph	1	
	41507-04	Z	GAUGE ASSEMBLY - Airspeed indicator, mph	1	
	41507-07	G	GAUGE ASSEMBLY - Airspeed indicator, mph	1	31-660, 31-712 to 31-7612110 incl
	41507-08	G.AC	GAUGE ASSEMBLY - Airspeed indicator, mph	1	31-660, 31-712 to 31-7612110 incl
	41507-19	G.AC	GAUGE ASSEMBLY - Airspeed indicator, knots	1	31-7812098 and up
	41507-18	G.AV	GAUGE ASSEMBLY - Airspeed indicator, knots	1	31-7712001 and up
	41507-13	H.AT	GAUGE ASSEMBLY - Airspeed indicator, mph	1	
	41507-14	H.Y	GAUGE ASSEMBLY - Airspeed indicator, mph and knots	1	31-7400990, 31-7512006 to 31-7612110 inclusive
	41507-16	H	GAUGE ASSEMBLY - Airspeed indicator, knots	1	31-7612029, 31-7712001 and up
-15	755 428	AB	INDICATOR ASSEMBLY - Attitude gyro	1	
	53707-00	Y,AB	INDICATOR ASSEMBLY - Attitude gyro (with adjusting knob covered)	1	
-16	755 427	AB	INDICATOR ASSEMBLY - Directional gyro	1	
-17	550 684		INDICATOR ASSEMBLY - Rate of climb (0-4000 ft./min.)	1	
	467 482		INDICATOR ASSEMBLY - Instantaneous vertical speed (SLZ9851D6LP)	1	31-8212001 and up
-18	32281-03		INSTRUMENT - Altimeter, sensitive (scale in inches of mercury)	1	
	32281-04		INSTRUMENT - Altimeter, sensitive (scale in millibars)	1	
	548 330		INSTRUMENT - Altimeter, sensitive (scale in inches of mercury and millibars)	1	31-5 to 31-7912124 incl
	548 331	AW	INSTRUMENT - Altimeter, sensitive (scale in inches of mercury and millibars)	1	31-8012001 and up
	548 045	AO	INSTRUMENT - Encoding altimeter (8141B)	1	
	548 039	AP	INSTRUMENT - Encoding altimeter (PS50008-6-2)	1	
-19	44378-00		INSTRUMENT ASSEMBLY - Turn coordinator (R C Allen)	1	
	980024-501		INSTRUMENT ASSEMBLY - Turn coordinator (United Instruments) (9000-N11)	1	
	43220-00		INSTRUMENT ASSEMBLY - Turn and bank (R C Allen)	1	
	32737-03		INSTRUMENT ASSEMBLY - Turn and bank (Mitchell)	1	31-277 to 31-687 inclusive
	32737-06		INSTRUMENT ASSEMBLY - Turn and bank (Mitchell)	1	31-688 and up
	548 538		INSTRUMENT - Turn and bank (A.I.M.) (507-0020-902)	1	
-20	450 706		CLOCK ASSEMBLY - (W-33-7510 ET)	1	
	29692-02		CLOCK - Digital	1	31-8212001 and up
-21	41678-00		PLATE - Cover	14	
-22	41679-00		PLATE - Cover	1	31-5 to 31-7612110 inclusive
-23	40885-00		SPACER - Gyro mounting (1/2" thick)	2	31-5 to 31-7612110 inclusive
	40885-02		SPACER - Gyro mounting (5/8" thick)	1	31-5 to 31-7612110 inclusive
-24	41194-02		TRACK - Terminal strip mounting	1	
-25	44104-00	Z	PLACARD - Limitations	1	
-26	475 162		MODULE - (A6SMM20T-1)	6	
-27	554 868		CLAMP - End, terminal module (AMMC-2)	2	
-28	54338-02	G	LIGHT ASSEMBLY - Fuel flow warning	1	31-7512013 to 31-7712103 incl
	54338-03	H	LIGHT ASSEMBLY - Boost pump inoperative and fuel flow warning	1	31-7400990, 31-7512006 to 31-7712103 inclusive
-28a	54337-02		* PLACARD - L Fuel Flow Warning (582 354)	1	31-7400990, 31-7512006 to 31-7712103 inclusive
	54337-03		* PLACARD - R Fuel Flow Warning (582 355)	1	31-7400990, 31-7512006 to 31-7712103 inclusive
	54337-04	H	* PLACARD - L Boost Inop (582 356)	1	31-7400990, 31-7512006 to 31-7712103 inclusive
	54337-05	H	* PLACARD - R Boost Inop (582 357)	1	31-7400990, 31-7512006 to 31-7712103 inclusive
-29	487 938		* SWITCH - Press to test (46-200B)	1	31-7400990, 31-7512006 to 31-7712103 inclusive

When ordering, always specify Part Number, Description and Serial Number of Aircraft

PIPER PARTS CATALOG

Figure and Index Number	Part Number	Code	Nomenclature	No. Req.	Serial Numbers Affected	
63-30	472 028	G	* LAMP - (PS10008-327)	4	31-7512013 to 31-7712103 incl.	
	472 028	H	* LAMP - (PS10008-327)	8	31-7400990, 31-7512006 to 31-7712103 inclusive	
-31	48550-00		* PLACARD - Press to test	1	31-7400990, 31-7512006 to 31-7712103 inclusive	
-32	42640-00		CLIP ASSEMBLY - Cover plate	1		
-33	40666-00		PANEL - Engine instrument mounting	1	31-5 to 31-39 inclusive	
	43490-00	F	PANEL - Engine instrument mounting	1	31-40 to 31-7401254 inclusive	
-34	19697-04	G	GAUGE ASSEMBLY - Manifold pressure	1	31-5 to 31-751 inclusive	
	19697-03	Z	GAUGE ASSEMBLY - Manifold pressure	1		
	19697-07	E,G	GAUGE ASSEMBLY - Manifold pressure	1	31-752 to 31-7912124 incl.	
	19697-09	G	GAUGE ASSEMBLY - Manifold pressure	1	31-8012001 and up	
	19697-11	H	GAUGE ASSEMBLY - Manifold pressure	1		
-35	751 904	G,AQ	GAUGE ASSEMBLY - Exhaust gas temperature (41498-00)	1		
	755 002	Z,AJ	GAUGE ASSEMBLY - Exhaust gas temperature (204-17A)	1		
	43397-00	Z,AK	GAUGE ASSEMBLY - Exhaust gas temperature (205A-17A)	1		
	548 036	D,AR	GAUGE ASSEMBLY - Exhaust gas temperature (PS50101 -33L)	1		
-36	43938-00	G	GAUGE ASSEMBLY - Dual fuel flow	1	31-5 to 31-751 inclusive	
	43379-00	Z	GAUGE ASSEMBLY - Dual fuel flow	1		
	52346-00	G	GAUGE ASSEMBLY - Dual fuel flow	1	31-752 to 31-7812059 incl	
	52346-03	G	GAUGE ASSEMBLY - Dual fuel flow	1	31-7812060 to 31-8112008 incl.	
	52346-02	H,AU	GAUGE ASSEMBLY - Dual fuel flow	1		
	52346-04	J	GAUGE ASSEMBLY - Dual fuel flow	1		
-37	25700-03	D	TACHOMETER ASSEMBLY - Dual (550 705)	1	31-5 to 31-7912124 incl.	
	548 302	D	TACHOMETER ASSEMBLY - Dual (PS50048-13-1)	1	31-8012001 and up	
	25700-02	Z	TACHOMETER ASSEMBLY - Dual (550 704)	1		
-38	41194-02		TRACK - Terminal strip mounting	1		
-39	42596-00		SPACER - Outside air temperature gauge	1		
-40	475 162		MODULE - (A6SMM20T-1)	5		
-41	554 868		CLAMP - End, terminal module (AMMC-2)	2		
-42	80247-02		PLACARD - Cigar lighter	1		
-43	42802-00		COVER - Radio cutout	1	31-5 to 31-7401254 inclusive	
-44	41377-04		CHANNEL ASSEMBLY - Cabin air control	1		
-45	41376-03		PANEL - Cabin air control	1	31-5 to 31-7912124 inclusive	
	41376-04		PANEL - Cabin air control	1	31-8012001 and up	
-46	41373-00		BRACKET - Cabin air control	4		
-47	22433-00		ARM ASSEMBLY - Control cable actuator	4		
-48	22287-00		KNOB ASSEMBLY - Control	4		
-49	71047-02		SWITCH ASSEMBLY - Ground clearance	1	31-7912001 and up	
	452 059		BARRIER - Mounting, ground clearance switch	2	31-7912001 and up	
-50	43086-02		PLATE - Cover	1	31-5 to 31-805 inclusive	
	52876-00		PLATE - Cover	1	31-806 to 31-7401254 inclusive	
	53973-00		PLATE - Cover	1	31-7401255 to 31-7612110 incl.	
	53973-03		PLATE - Cover	1	31-7712001 and up	
-51	52875-00		PLATE - Cover	1	31-799 to 31-7401254 inclusive	
	54156-00		PLATE - Cover	1	31-7401255 to 31-7612110 incl	
-52	11473-101		GASKET - Compass assembly	1		
-53	55567-04	AZ	INDICATOR - Wing flap	1	31-5 to 31-7712103 inclusive	
	55650-04	Y,AM,AZ	INDICATOR - Wing flap	1	31-5 to 31-7712103 inclusive	
	55991-09	G,AZ	INDICATOR - Wing flap	1	31-7812001 to 31-7812129 incl.	
	55991-10	H,AZ	INDICATOR - Wing flap	1	31-7812001 to 31-7812129 incl	
	71128-14	BA	INDICATOR - Wing flap	1	31-5 to 31-7812129 inclusive	
	49684-02		INDICATOR - Wing flap (548 246)	1	31-7912001 to 31-7912081 incl.	
	71128-12	G	INDICATOR - Wing flap	1	31-7912082 and up	
	71128-13	H	INDICATOR - Wing flap	1	31-7912082 and up	
	-54	41502-00	AL	INSTRUMENT ASSEMBLY - Engine hour recorder	1	31-5 to 31-7300939 inclusive
		51006-00		INSTRUMENT ASSEMBLY - Engine hour recorder	1	31-7300940 to 31-7612110 incl
	-55	81342-101		WASHER - Temperature gauge mounting	1	
-56	53864-02		PLATE - Cover	1		

When ordering, always specify Part Number, Description, and Serial Number of Aircraft

Revised February 18, 1994

2G13

PA-31-300
PA-31-310
PA-31-325

PIPER PARTS CATALOG

Figure and Index Number	Part Number	Code	Nomenclature	No. Req.	Serial Numbers Affected
63-57	47990-02		COMPASS ASSEMBLY - (Includes compass card and holder)	1	
-58	42029-00	F	COVER - Instrument panel, center	1	31-5 to 31-7401254 inclusive
-59	42034-00		STRAP - Ground	4	
-60	472 816		LIGHT - Trim warning (800-1030-0333-504)	1	
-61	757 938		* CAP ASSEMBLY - (800-0333-500)	1	
-62	453 691		BUTTON - Plug (SS-48151)	4	31-5 to 31-7912124 incl
	453 691		BUTTON - Plug (SS-48151)	3	31-8012001 and up
-63	453 694		BUTTON - Plug (D3005 "B")	2	
-64	40575-00		PLACARD - Alternate air	1	
-65	453 855		BUTTON - Plug (207-170201-00)	1	
-66	41429-02		PLACARD - Parking brake	1	
-67	52826-02		COVER - Instrument mounting	1	
-68	475 109		MOUNT - (J7219-22)	8	31-5 to 31-7812070 inclusive
	475 109		MOUNT - (J7219-22)	2	31-7812071 and up
-69	406 704		NUT - Cap (22K1-82)	8	31-5 to 31-7812070 inclusive
	406 704		NUT - Cap (22K1-82)	2	31-7812071 and up
	407 563		WASHER - (AN960-8)	16	31-5 to 31-7812070 inclusive
	407 563		WASHER - (AN960-8)	6	31-7812071 and up
	404 833		NUT - (MS20364-832C)	8	31-5 to 31-7812070 inclusive
	404 833		NUT - (MS20364-832C)	4	31-7812071 and up
-70	54065-04	F	PANEL - Engine instrument mounting	1	31-7401255 to 31-7612018 incl.
	54562-02	AS	PANEL - Engine instrument mounting	1	31-7612019 and up
-71	54076-02	G,H	PLACARD - Speed control, mph, black	1	31-7401255 to 31-7612028 incl.
					31-7612030 to 31-7612110 incl.
	54076-05	G,H	PLACARD - Speed control, mph, beige	1	31-7401255 to 31-7612110 incl.
	80323-02	H,Y	PLACARD - Speed control, mph and knots, black	1	31-7400990, 31-7512006 to 31-7612110 inclusive
	80323-03	H,Y	PLACARD - Speed control, mph and knots, beige	1	31-7400990, 31-7512006 to 31-7612110 inclusive
	80509-02	G	PLACARD - Speed control, knots, black	1	31-7712001 to 31-7712103 incl.
	80585-02	G	PLACARD - Speed control, knots, black	1	31-7812001 and up
	80509-03	G	PLACARD - Speed control, knots, beige	1	31-7712001 to 31-7712103 incl
	80585-03	G	PLACARD - Speed control, knots, beige	1	31-7812001 and up
	80510-02	H	PLACARD - Speed control, knots, black	1	31-7612029, 31-7712001 to 31-7712103 inclusive
	80586-02	H	PLACARD - Speed control, knots, black	1	31-7812001 and up
	80510-03	H	PLACARD - Speed control, knots, beige	1	31-7712001 to 31-7712103 incl
	80586-03	H	PLACARD - Speed control, knots, beige	1	31-7812001 and up
-72	415 449		SCREW - (AN526-832R8)	4	
	404 833		NUT - (MS20364-832C)	4	
-73	41707-00		GAUGE ASSEMBLY - Outside air temperature	1	
-74	80245-02	H,AT	PLACARD - Airspeed, 3 mph Vne	1	
	80500-02	H	PLACARD - Airspeed, 2.6 knots Vne, black	1	31-7612029, 31-7712001 and up
	80500-03	H	PLACARD - Airspeed, 2.6 knots Vne, beige	1	31-7712001 and up
-75	53695-00	AN	PLACARD - Warning	1	
-76	43489-00	F	PANEL - Radar mounting	1	31-40 to 31-7401254 inclusive
-77	43488-00		BRACKET ASSEMBLY - Instrument panel	1	31-40 to 31-7401254 inclusive
-78	453 709		BUTTON - Plug (SS-48152)	2	31-5 to 31-7912124 inclusive
	453 709		BUTTON - Plug (SS-48152)	3	31-8012001 and up
-79	556 743		CONNECTOR - (5954-8ND-2)	AR	
	557 373		CONNECTOR - (75619-02) (Used with 572 625 Post Light)	AR	
-80	41347-00		PLACARD - Mike and phone jacks	2	
-81	453 799		BUTTON - Plug (SS-51043)	1	
-82	453 817		BUTTON - Plug (SS-51338)	1	
-83	453 891		BUTTON - Plug (SS-50705), dull black	3	
-84	55279-02		BRACKET - Cover, left	1	31-7712001 to 7712103 incl.
	55279-04		BRACKET - Cover, left	1	31-7812001 and up
	55279-03		BRACKET - Cover, right	1	

When ordering, always specify Part Number, Description, and Serial Number of Aircraft

PIPER PARTS CATALOG

Figure and Index Number	Part Number	Code	NOMENCLATURE	No. Req.	SERIAL NUMBERS AFFECTED
63-85	52109-00		BRACKET ASSEMBLY - Support, left	1	31-7712001 to 31-7912124 incl
	71479-02		BRACKET ASSEMBLY - Support, left	1	31-8012001 and up
	52109-04		BRACKET ASSEMBLY - Support, right	1	31-7712001 to 31-7912124 incl
	71479-03		BRACKET ASSEMBLY - Support, right	1	31-8012001 and up
-86	476 647		NIPPLE - (AN816-3D)	1	31-7712001 and up
-87	488 316		TEE - (MS20826-4D)	1	31-7712001 and up
-88	80486-02	H,AT	PLACARD - Airspeed, 3 mph Vne	1	
	80499-02	H	PLACARD - Airspeed, 2 6 knots Vne, black	1	31-7612029, 31-7712001 and up
	80499-03	H	PLACARD - Airspeed, 2 6 knots Vne, beige	1	31-7712001 and up
-89	55693-02		BRACKET - Instrument panel spacer	4	31-7712001 to 31-7812070 incl
	55693-02		BRACKET - Instrument panel spacer	2	31-7812071 and up
-90	588 084		SWITCH - Annunciator hi/lo (SA31SET11-3)	1	31-7812001 to 31-7912064 incl
	588 171		SWITCH - Annunciator hi/lo (MPA-103D)	1	31-7912065 and up
-91	55930-02	G	LIGHT ASSEMBLY - Annunciator display	1	31-7812001 to 31-7812129 incl
	55930-03	H	LIGHT ASSEMBLY - Annunciator display	1	31-7812001 to 31-7812129 incl
	55930-04	G	LIGHT ASSEMBLY - Annunciator display	1	31-7912001 to 31-7912124 incl
	55930-05	H	LIGHT ASSEMBLY - Annunciator display	1	31-7912001 to 31-7912124 incl
	55930-06	G	LIGHT ASSEMBLY - Annunciator display	1	31-8012001 to 31-8212041 incl
	55930-07	K	LIGHT ASSEMBLY - Annunciator display	1	
-92	472 058		* BULB - (387) 28 volt	18	31-7812001 and up
-93	763 398		* CAP ASSEMBLY - "TRIM"	1	
	763 399		* CAP ASSEMBLY - "L PNEU. INOP."	1	
	763 400		* CAP ASSEMBLY - "L LOW FUEL FLOW"	1	
	764 601		* CAP ASSEMBLY - "L ALT. INOP."	1	
	764 602		* CAP ASSEMBLY - "R ALT. INOP."	1	
	764 603		* CAP ASSEMBLY - "R LOW FUEL FLOW"	1	
	764 604		* CAP ASSEMBLY - "R PNEU. INOP."	1	
	764 605		* CAP ASSEMBLY - "CABIN DR UNSAFE"	1	
	764 606		* CAP ASSEMBLY - "NOSE/BAG DR AJAR"	1	
	764 607		* CAP ASSEMBLY - "L FUEL BOOST INOP "	1	
	764 608		* CAP ASSEMBLY - "R FUEL BOOST INOP "	1	
	764 609		* CAP ASSEMBLY - "FLAP"	1	
	764 610		* CAP ASSEMBLY - "HTR FAIL"	1	
	653 181		* CAP ASSEMBLY - Blank, green bar	AR	
-94	80755-02		PLACARD - Annunciator test	1	31-7812001 and up
-95	80614-02		PLACARD - Annunciator hi/lo	1	31-7812001 and up
-96	588 085		SWITCH - Annunciator test (39-3)	1	31-7812001 to 31-7912064 incl
	588 172		SWITCH - Annunciator test (MPA-103F)	1	31-7912065 and up
-97	475 183		MOUNT - (SL337-08)	6	31-7812071 and up
-98	587 965		SWITCH - Avionics power (7101K)	1	
-99	59105-02	BB	PLACARD - Flap system test	1	31-7912001 and up
-100	54628-03		HOLDER - Crew cup	2	
-101	411 533		SCREW - (MS35207-264)	2	
	407 564		WASHER - (AN960-10)	2	
	80012-06		BUSHING	2	
	408 813		WASHER - Spring (3502-10-79-0511)	2	
	19513-38		WASHER	2	
-102	49234-02		BRACKET - Annunciator mounting	1	31-7812001 and up
-103	72966-03	BA	PLACARD - Flap malfunction (583 945)	1	31-5 to 31-7812129 inclusive
-104	472 648	BA	LIGHT ASSEMBLY - Indicator, flap malfunction (MS25041-2)	1	31-5 to 31-7812129 inclusive
	472 028	BA	LAMP - (PS10008-327)	1	31-5 to 31-7812129 inclusive

When ordering, always specify Part Number, Description and Serial Number of Aircraft

PIPER PARTS CATALOG

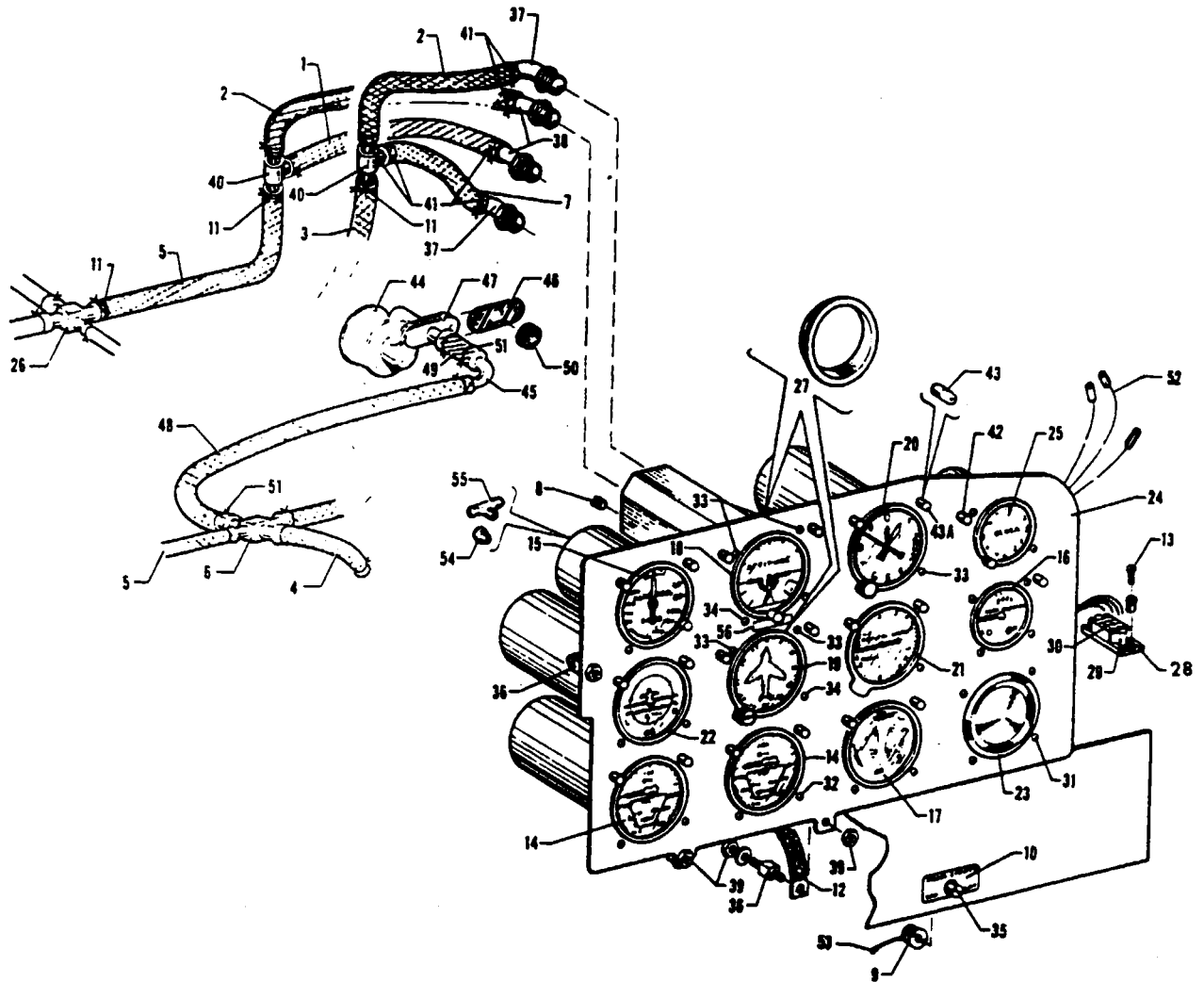


Figure 64 Dual Instrument Panel Installation

PIPER PARTS CATALOG

CODE EXPLANATIONS FOR FIGURE 64

- A - Used on PA-31-310 airplanes only
- B - Used on PA-31-300 airplanes only
- C - Used on aircraft that comply with C A A (United Kingdom) requirements.
- D - Used on serial numbers 31-5 to 31-659 inclusive and 31-661 to 31-711 inclusive.
- E - Used if nacelle wing lockers are installed
- F - See Figure 152 or Figure 153 if AltiMatic V, V-1, V F/D or F/D-1 with copilot gyros are installed
- G - If special instruments and/or avionics are installed, check part number stamped on back of panel and order that part number
- H - Used on PA-31-325 airplanes only
- J - Used on serial numbers 31-5 to 31-336 inclusive, 31-338 to 31-341 inclusive and 31-343 to 31-346 inclusive
- K - Used on serial numbers 31-337, 31-342 and 31-347 to 31-7612018 inclusive.
- L - Used if electric gyros are installed
- M - Used if AltiMatic V, V-1, V F/D or V F/D-1 with copilot gyros are installed
- N - If special instruments and/or avionics are installed on serial numbers 31-7300901 to 31-7612018 inclusive, check part number stamped on back of panel and order that part number
- O - Used if nacelle wing lockers are not installed
- P - Used on serial numbers 31-660, and 31-712 to 31-751 inclusive if nacelle wing lockers are installed
- Q - Used if attitude gyro P/N 71181-02 is installed

PIPER PARTS CATALOG

Figure and Index Number	Part Number	Code	NOMENCLATURE	No. Req.	SERIAL NUMBERS AFFECTED
64-	42560 52364		DRAWING - Dual Instrument Panel Installation DRAWING - Dual Instrument Panel Installation (Electric Gyros)		
-1	82371-51		HOSE - Directional gyro to vent	1	
-2	16633-81		HOSE - Gyro horizon to check vent	1	
-3	61541-43		HOSE - Connector, check valve	1	
-4	49998-15		HOSE - Tee to check valve	1	
-5	16633-79		HOSE - Tee to vent	2	
-6	455 404		FITTING - (1K3B-10-8-8-8)	1	
-7	16633-83		HOSE - Directional gyro to check valve	1	
-8	24712-02		PLUG - Gyro horizon and directional gyro	AR	
-9	484 590		RHEOSTAT - Panel lights (E-35-B1-352)	1	31-5 to 31-7812129 incl
	49503-02		POTENTIOMETER - Panel lights	1	31-7912001 to 31-7912124 incl
-10	41383-00		PLACARD - Panel lights	1	31-5 to 31-7812129 incl
	80682-02		PLACARD - Panel lights	1	31-7912001 to 31-7912124 incl
-11	454 987		CLAMP - (SAE 12)	8	
-12	42034-00		CLAMP - Ground	2	
-13	415 149		SCREW - (AN526-632R8)	2	
	406 848		RIVNUT - (A6K-75)	2	
-14	41506-00		GAUGE ASSEMBLY - Engine, oil pressure and temperature, cylinder head temperature with Red Line at 475°F (Edo-Aire #22-804-00 or A.I.D. #18P200)	2	31-5 to 31-751 inclusive
	41506-02	A.H.P	GAUGE ASSEMBLY - Engine, oil pressure and temperature, cylinder head temperature with Red Line at 500°F (Edo-Aire #22-804-0 or A.I.D #18P200)	2	31-752 and up
	74240-02	A.H.P	GAUGE ASSEMBLY - Engine, oil pressure and temperature, cylinder head temperature with Red Line at 500°F	2	31-752 and up
-15	41507-03	A.D	GAUGE ASSEMBLY - Airspeed indicator, mph	1	
	41507-04	B	GAUGE ASSEMBLY - Airspeed indicator, mph	1	
	41507-07	A	GAUGE ASSEMBLY - Airspeed indicator, mph	1	31-660, 31-712 to 31-7612110 inclusive
	41507-08	A.E	GAUGE ASSEMBLY - Airspeed indicator, mph	1	31-660, 31-712 to 31-7612110 inclusive
	41507-19	A.E	GAUGE ASSEMBLY - Airspeed indicator, knots	1	31-7812098 and up
	41507-18	A.O	GAUGE ASSEMBLY - Airspeed indicator, knots	1	31-7712001 and up
	41507-13	H	GAUGE ASSEMBLY - Airspeed indicator, mph	1	31-7400990, 31-7512006 to 31-7612110 inclusive
	41507-14	C.H	GAUGE ASSEMBLY - Airspeed indicator, mph and knots	1	31-7400990, 31-7512006 to 31-7612110 inclusive
	41507-16	H	GAUGE ASSEMBLY - Airspeed indicator, knots	1	31-7712001 and up
-16	43158-00		GAUGE ASSEMBLY - Gyro pressure and source indicating (550 741)	1	31-5 to 31-7612018 inclusive
	46320-00		GAUGE ASSEMBLY - Gyro pressure (550 846)	1	31-7612019 and up
-17	41503-00	A	GAUGE ASSEMBLY - Dual fuel pressure	1	31-5 to 31-7401234 inclusive
	548 011	A	GAUGE ASSEMBLY - Dual fuel pressure (PS50116-2)	1	31-7401235 and up
	548 014	H	GAUGE ASSEMBLY - Dual fuel pressure (PS50116-4)	1	

When ordering, always specify Part Number, Description and Serial Number of Aircraft

PIPER PARTS CATALOG

Figure and Index Number	Part Number	Code	NOMENCLATURE	No Req	SERIAL NUMBERS AFFECTED
64-18	755 428	F	INDICATOR ASSEMBLY - Attitude gyro (air)	1	
	48150-00	F	INDICATOR ASSEMBLY - Attitude gyro (electric)	1	31-5 to 31-7712008 incl
	55684-02	F	INDICATOR ASSEMBLY - Attitude gyro (electric) (R C Allen)	1	31-7712009 and up
	46912-00	F	INDICATOR ASSEMBLY - Attitude gyro (electric) (A I M)	1	31-7712009 and up
	71181-02		INDICATOR ASSEMBLY - Attitude gyro (electric) (Aeritalia)	1	
	53707-00	C F	INDICATOR ASSEMBLY - Attitude gyro (with adjusting knob covered)	1	
	53709-00	C F	INDICATOR ASSEMBLY - Attitude gyro (electric) (with adjusting knob covered)	1	31-5 to 31-8112019 incl
	71549-02	C.F	INDICATOR ASSEMBLY - Attitude gyro (electric) (with adjusting knob covered)	1	31-8112020 and up
-19	755 427	F	INDICATOR ASSEMBLY - Directional gyro (air)	1	
	48149-00	F	INDICATOR ASSEMBLY - Directional gyro (electric)	1	
	55683-02	F	INDICATOR ASSEMBLY - Directional gyro (electric) (R C Allen)	1	31-7712009 and up
	46911-00	F	INDICATOR ASSEMBLY - Directional gyro (electric)(A I M)	1	31-7712009 and up
	71183-02		INDICATOR ASSEMBLY - Directional gyro (electric) (Aeritalia)	1	
-20	32281-03		INSTRUMENT - Altimeter, sensitive (scale in inches of mercury)	1	
	32281-04		INSTRUMENT - Altimeter, sensitive (scale in millibars)	1	
	548 330		INSTRUMENT - Altimeter, sensitive (scale in inches of mercury and millibars)	1	31-5 to 31-7912124 incl
	548 331		INSTRUMENT - Altimeter, sensitive (scale in inches of mercury and millibars)	1	31-8112001 and up
-21	550 684		INDICATOR ASSEMBLY - Rate of climb (0-4000 ft /min)	1	
	467 482		INDICATOR ASSEMBLY - Instantaneous vertical speed (SLZ9851D6LP)	1	31-8212001 and up
-22	44378-00		INSTRUMENT ASSEMBLY - Turn coordinator (R C Allen)	1	
	43220-00		INSTRUMENT ASSEMBLY - Turn and bank (R C Allen)	1	
	32737-03		INSTRUMENT ASSEMBLY - Turn and bank (Mitchell)	1	31-277 to 31-687 inclusive
	32737-06		INSTRUMENT ASSEMBLY - Turn and bank (Mitchell)	1	31-688 and up
	980024-501		INSTRUMENT - Turn coordinator (United Instruments) (9000-N11)	1	
-23	41678-00		PLATE - Cover	1	
-24	40939-00	J	PANEL - Instrument, right	1	
	40939-02	K N	PANEL - Instrument, right	1	
	40939-05	O	PANEL - Instrument, right	1	31-7612019 to 31-7612110 incl
	40939-04	L	PANEL - Instrument, right	1	31-5 to 31-7612110 inclusive
	40939-03	M	PANEL - Instrument, right	1	
	54429-02	G	PANEL - Instrument, right	1	31-7712001 and up
-25	450 706		CLOCK - (W-33-751 OET)	1	
-26	460 855		FITTING - (1K3B-8-8-8-4)	1	
-27	40885-00		SPACER - Gyro mounting (1/2" thick)	2	31-5 to 31-7612110 inclusive
	40885-02		SPACER - Gyro mounting (5/8" thick)	1	31-5 to 31-7612110 inclusive
	40885-03	L	SPACER - Gyro mounting (1/2" thick)	2	31-5 to 31-7612110 inclusive
-28	41194-02		STRIP - Terminal module	1	
-29	554 868		CLAMP - End, terminal module (AMMC-2)	2	
-30	475 162		MODULE - Terminal (A6SMM20T-1)	3	
-31	514 748		SCREW - (AN507-632R8)	4	
	477 828		NUT - (NAS487-20)	4	
-32	514 750		SCREW - (AN507-632R12) Dull black nickel	16	
	477 828		NUT - (NAS487-20)	16	
-33	514 750		SCREW - (AN507-632R12) Dull black nickel	5	
-34	514 752		SCREW - (AN507-632R16) Dull black nickel	3	
-35	571 080		KNOB - Panel lights (1910-8)	1	31-5 to 31-7812129 incl
	571 126		KNOB - Panel lights (525-D)	1	31-7912001 to 31-7912124 incl
-36	475 109		MOUNT - (J-7219-22)	4	
-37	458 945		ELBOW - (1K1-4-6)	2	

When ordering always specify Part Number, Description and Serial Number of Aircraft

PIPER PARTS CATALOG

Figure and Index Number	Part Number	Code	Nomenclature	No. Req.	Serial Numbers Affected
64-38	558 913		ELBOW - (1K9-4-6)	2	
-39	406 704		NUT - Cap (22-K1-82) Dull black nickel	4	
	404 833		NUT - (MS20364-832C)	4	
	407 563		WASHER - (AN960-8)	4	
-40	488 520		TEE - (1K30-8-6-6)	2	
-41	454 832		CLAMP - (SAE 10)	8	
-42	472 742		LIGHT - Post (P-65-3-CW-28) Glar-Ban	20	
-43	472 028		* BULB - Post light (327)	1	
-43a	757 877		* CAP ASSEMBLY - (Blue lens 5952-2CW)	1	
-44	484 135		REGULATOR - (2H30-8)	1	
-45	43409-00		ELBOW - Hose fitting	1	
-46	43408-00		GASKET - Pressure regulator	1	
-47	43407-00		PLATE - Pressure regulator	1	
-48	82371-129		HOSE - Pressure regulator	1	
-49	82371-35		HOSE - Pressure regulator	1	
-50	434 135		GROMMET - Pressure regulator (AN931-8-13)	1	
-51	554 802		CLAMP - (SAE 14) Type "E"	4	
-52	556 743		CONNECTOR - (5954-8ND-2)	20	
-53	581 482		PLUG - Rheostat(1619P)	1	
-54	476 647		NIPPLE - (AN816-3D)	1	31-7712001 and up
-55	488 316		TEE - (MS20826-4D)	1	31-7712001 and up
-56	74106-02	Q	PLACARD - "Pull to erect"	1	

When ordering, always specify Part Number, Description, and Serial Number of Aircraft

Revised: February 18, 1994

2G20

PA-31-300
PA-31-310
PA-31-325

PIPER PARTS CATALOG

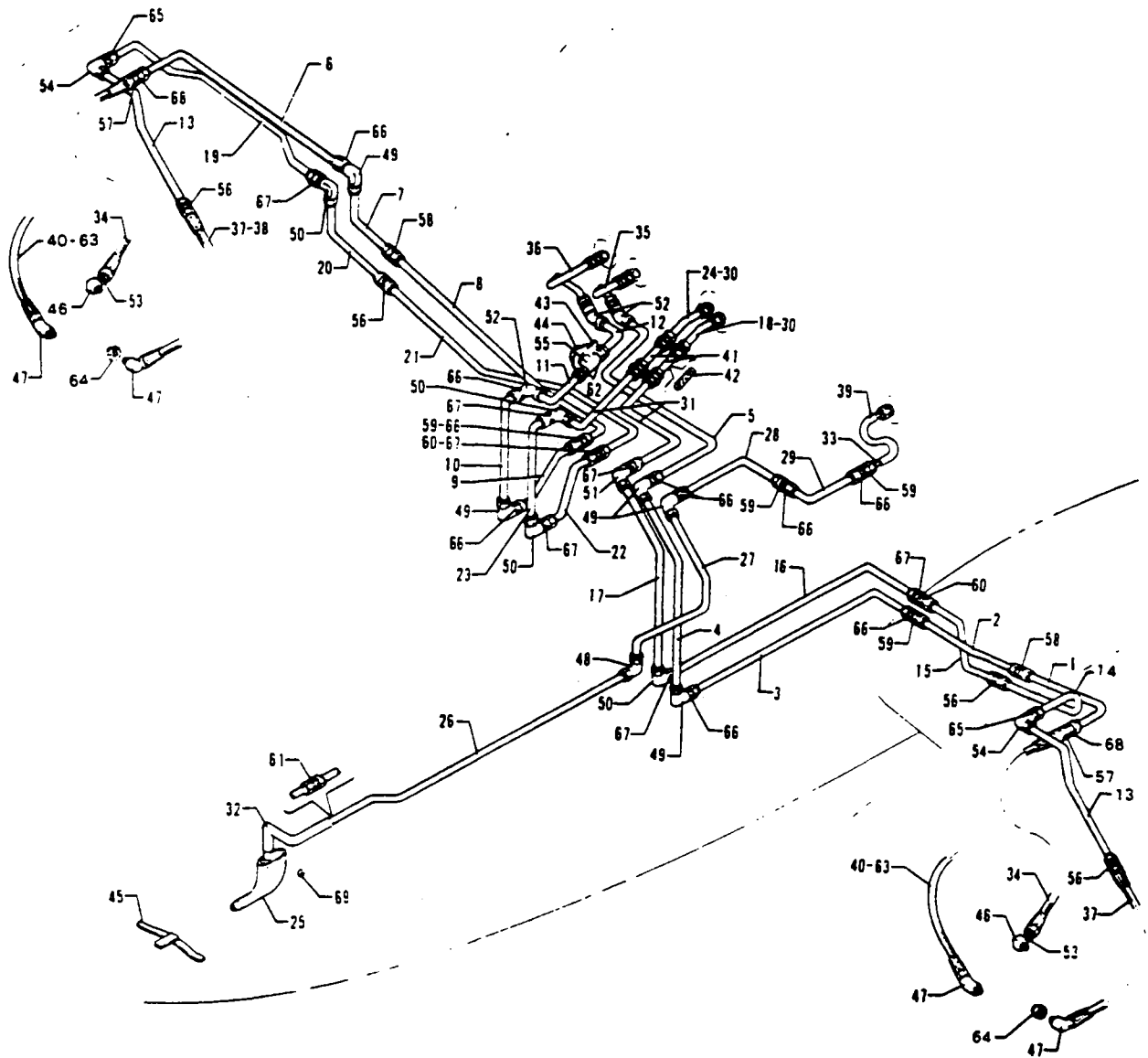


Figure 65 Miscellaneous Air and Fluid Lines Installation

REVISED NOVEMBER 1983

2G21

PA-31-300
PA-31-310
PA-31-325

PIPER PARTS CATALOG

CODE EXPLANATIONS FOR FIGURE 65

- A - Used on PA-31-310 and PA-31-325 airplanes only.
- B - Used on PA-31-300 airplanes only.
- C - Used on PA-31-310 airplanes only.

PIPER PARTS CATALOG

Figure and Index Number	Part Number	Code	NOMENCLATURE	No. Req.	SERIAL NUMBERS AFFECTED
65-	42055 43380	A B	DRAWING - Miscellaneous Air and Fluid Lines Installation DRAWING - Miscellaneous Air and Fluid Lines Installation		
-1	41918-00		TUBE ASSEMBLY - Oil pressure line, left	1	
-2	22673-72		TUBE ASSEMBLY - Oil pressure line, left	1	
-3	52968-00		TUBE ASSEMBLY - Oil pressure line, left	1	
-4	41916-00		TUBE ASSEMBLY - Oil pressure line, left	1	
-5	41915-00		TUBE ASSEMBLY - Oil pressure line, left	1	31-5 to 31-7512039 inclusive
	54705-02		TUBE ASSEMBLY - Oil pressure line, left	1	31-7512040 and up
-6	71366-02		TUBE ASSEMBLY - Oil pressure line, right	1	31-5 to 31-8212021 incl
	74086-02		TUBE ASSEMBLY - Oil pressure line, right	1	31-8212022 and up
-7	41905-00		TUBE ASSEMBLY - Oil pressure line, right	1	
-8	22673-74		TUBE ASSEMBLY - Oil pressure line, right	1	
-9	22673-76		TUBE ASSEMBLY - Oil pressure line, right	1	
-10	41989-00		TUBE ASSEMBLY - Oil pressure line, right	1	
-11	71739-02		TUBE ASSEMBLY - Oil pressure line, right	1	
-12	42124-00		TUBE ASSEMBLY - Oil pressure line, right	1	31-5 to 31-7512039 inclusive
	80024-47		TUBE ASSEMBLY - Oil pressure line, right	1	31-7512040 and up
-13	42304-00		TUBE ASSEMBLY - Manifold pressure line, left	1	31-5 to 31-7300973 inclusive
	42304-00		TUBE ASSEMBLY - Manifold pressure line	2	31-7300974 and up
-14	41919-00		TUBE ASSEMBLY - Manifold pressure line, left	1	
-15	41906-00		TUBE ASSEMBLY - Manifold pressure line, left	1	
-16	52977-00		TUBE ASSEMBLY - Manifold pressure line, left	1	
-17	41917-00		TUBE ASSEMBLY - Manifold pressure line, left	1	
-18	41909-00		TUBE ASSEMBLY - Manifold pressure line, left (1/4 x 035 x 18.44)	1	
-19	71364-02		TUBE ASSEMBLY - Manifold pressure line, right	1	
-20	41904-00		TUBE ASSEMBLY - Manifold pressure line, right	1	
-21	42123-00		TUBE ASSEMBLY - Manifold pressure line, right	1	
-22	52964-00		TUBE ASSEMBLY - Manifold pressure line, right	1	
-23	41988-00		TUBE ASSEMBLY - Manifold pressure line, right	1	
-24	41908-00		TUBE ASSEMBLY - Manifold pressure line, right (1/4 x 035 x 20.88)	1	
-25	42530-00		TUBE ASSEMBLY - Heated pitot	1	31-5 to 31-165 inclusive
	42530-02		TUBE ASSEMBLY - Heated pitot	1	31-166 to 31-7612039 inclusive
	42530-03		TUBE ASSEMBLY - Heated pitot	1	31-7612040 and up
-26	42164-00		TUBE ASSEMBLY - Pitot pressure line (fittings both ends)	1	31-5 to 31-165 inclusive
	43923-00		TUBE ASSEMBLY - Pitot pressure line (fittings one end)	1	31-166 and up
-27	41536-00		TUBE ASSEMBLY - Pitot pressure line	1	
-28	42126-00		TUBE ASSEMBLY - Pitot pressure	1	
-29	42127-00		TUBE ASSEMBLY - Pitot pressure line	1	
-30	43405-00		TUBE ASSEMBLY - Manifold pressure (1/4 x 035 x 3.50)	2	
-31	43398-00		TUBE ASSEMBLY - Manifold pressure, left (1/4 x .035 x 10.62)	1	
	43402-00		TUBE ASSEMBLY - Manifold pressure, right (1/4 x .035 x 13.62)	1	
-32	41482-00		TUBE ASSEMBLY - Pitot pressure line	1	31-5 to 31-165 inclusive
	83161-25		HOSE - Pitot pressure line	1	31-166 and up
-33	17881-04		LINE ASSEMBLY - Pitot pressure line	2	
-34	23745-14		HOSE ASSEMBLY - Flexible, oil pressure line	2	
-35	17766-99		HOSE ASSEMBLY - Flexible, oil pressure line, left	1	
-36	17766-98		HOSE ASSEMBLY - Flexible, oil pressure line, right	1	
-37	17766-100		HOSE ASSEMBLY - Flexible, manifold pressure line, left	1	31-5 to 31-7300973 inclusive
	17766-100		HOSE ASSEMBLY - Flexible, manifold pressure line	2	31-7300974 and up
-38	17766-96		HOSE ASSEMBLY - Flexible, manifold pressure line, right	1	31-5 to 31-7300973 inclusive

When ordering, always specify Part Number, Description and Serial Number of Aircraft

PIPER PARTS CATALOG

Figure and Index Number	Part Number	Code	NOMENCLATURE	No. Req.	SERIAL NUMBERS AFFECTED
65-39	83161-25		HOSE - Pitot pressure line	1	
-40	39999-14		HOSE ASSEMBLY - Differential pressure controller	2	31-7300974 to 31-8112048 incl
	39997-02		HOSE ASSEMBLY - Differential pressure controller	2	31-8112049 and up
-41	43404-00		FILTER ASSEMBLY - Manifold pressure gauge	2	
-42	754 817		* FILTER - Manifold pressure gauge line	1	
-43	41625-00		BRACKET - Pressure sensing switch	1	
-44	41511-00		SWITCH ASSEMBLY - Pressure sensing	1	
-45	43561-00		COVER ASSEMBLY - Pitot tube	1	
-46	19053-00	A	ELBOW - Street (restricted) oil pressure line	2	
-47	458 891		ELBOW - (AN823-4D)	4	
-48	458 879		ELBOW - (AN821-3D)	1	
-49	458 899		ELBOW - (AN833-3D)	5	
-50	458 900		ELBOW - (AN833-4D)	4	
-51	458 910		ELBOW - (AN837-4D)	1	
-52	458 909		ELBOW - (AN837-3D)	3	
-53	458 888		ELBOW - (MS20823-3D)	2	
-54	488 542		TEE - (AN804-4)	2	
	458 934		ELBOW - (AN833-4)	2	
-55	488 474		TEE - (AN917-1D) Pressure sensing switch	1	
-56	491 050		UNION - (AN815-4D)	4	
-57	491 067		UNION - (AN832-3)	2	
-58	491 049		UNION - (AN815-3D)	2	
-59	491 059		UNION - (AN832-3D)	4	
-60	491 060		UNION - (AN832-4D)	2	
-61	484 351		REDUCER - (AN919-2D)	1	31-5 to 31-165 inclusive
-62	476 647		NIPPLE - (AN816-3D) Pressure sensing switch	2	
-63	39999-04	C	HOSE ASSEMBLY - Differential pressure controller	2	31-5 to 31-7300973 inclusive
-64	453 618		BUSHING - Reducer (AN912-3D)	2	
-65	477 629		NUT - (AN924-4)	2	
	407 568		WASHER - (AN960-716)	2	
-66	477 617		NUT - (AN924-3D)	10	
	407 567		WASHER - (AN960-616)	10	
-67	477 618		NUT - (AN924-4D)	7	
	407 568		WASHER - (AN960-716)	7	
-68	477 628		NUT - (AN924-3)	2	
	407 567		WASHER - (AN960-616)	2	
-69	407 102		WASHER - (AN935-6)	4	

When ordering, always specify Part Number, Description and Serial Number of Aircraft

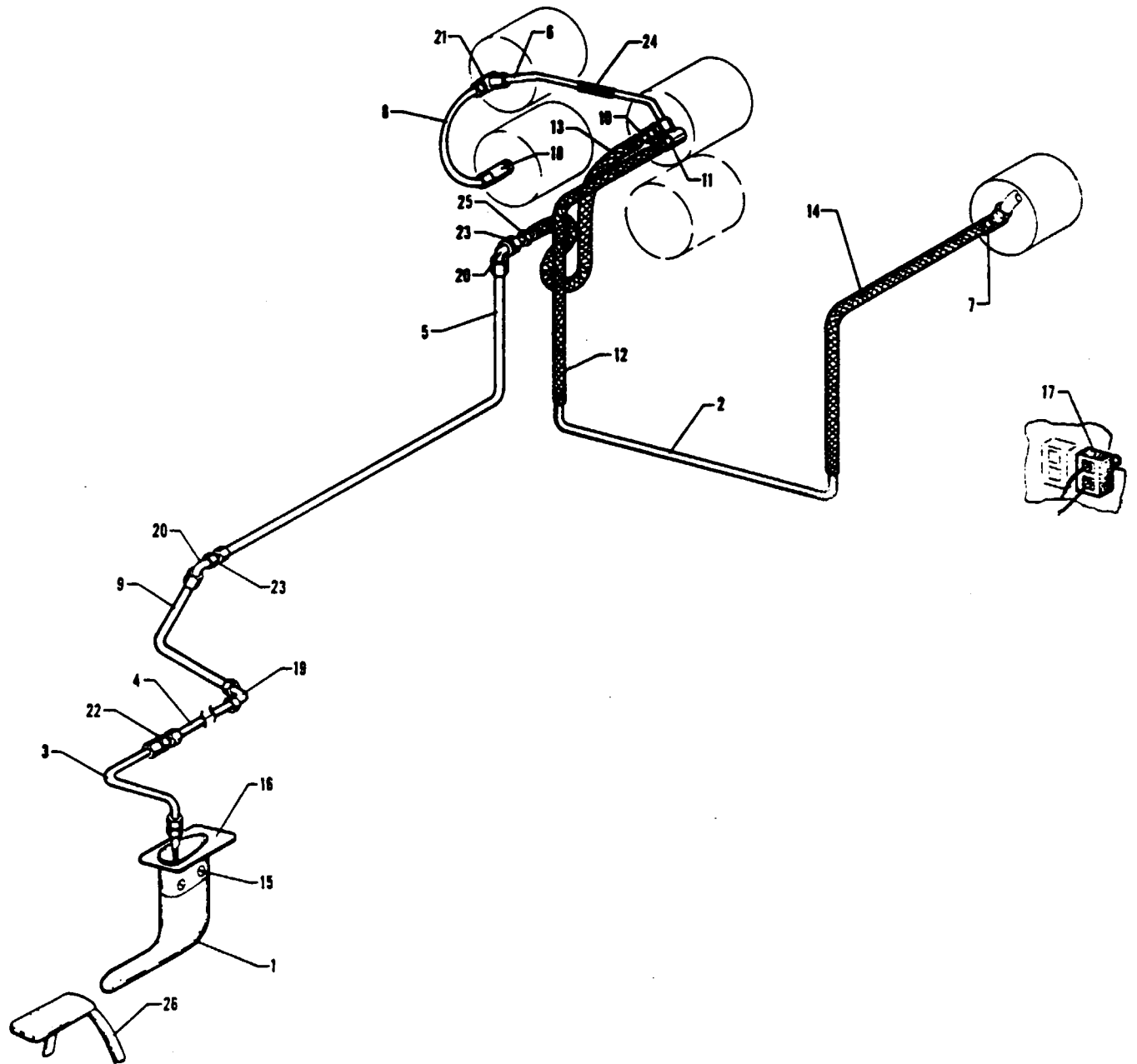


Figure 66. Dual Instrument Air System Installation

2H1

PIPER PARTS CATALOG

CODE EXPLANATIONS FOR FIGURE 66

- A - Used if instantaneous vertical speed indicator is installed
- B - Used if instantaneous vertical speed indicator is not installed.

PIPER PARTS CATALOG

Figure and Index Number	Part Number	Code	NOMENCLATURE	No. Req.	SERIAL NUMBERS AFFECTED
66-	42383 44266		DRAWING - Dual Instrument Air System Installation DRAWING - Dual Instrument Air System Installation		31-5 to 31-654 inclusive 31-655 and up
-1	42530-00 42530-02 42530-03		TUBE ASSEMBLY - Heated pitot TUBE ASSEMBLY - Heated pitot TUBE ASSEMBLY - Heated pitot	1 1 1	31-5 to 31-165 inclusive 31-166 to 31-7612039 inclusive 31-7612040 and up
-2	42525-00 44236-00		TUBE - Instrument static air TUBE - Instrument static air	1 1	31-5 to 31-654 inclusive 31-655 and up
-3	41482-01 83161-25		TUBE ASSEMBLY - Instrument air pressure HOSE - Instrument air pressure	1 1	31-5 to 31-165 inclusive 31-166 and up
-4	41687-00 43923-00		TUBE ASSEMBLY - Instrument air pressure (fittings both ends) TUBE ASSEMBLY - Instrument air pressure (fittings one end)	1 1	31-5 to 31-165 inclusive 31-166 and up
-5	42523-00		TUBE ASSEMBLY - Instrument air pressure	1	
-6	42156-00 17881-04 17881-06		TUBE ASSEMBLY - Static air (fittings both ends) TUBE ASSEMBLY - Static air (fittings one end) TUBE ASSEMBLY - Static air (fittings one end)	1 2 2	31-5 to 31-654 inclusive 31-5 to 31-654 inclusive 31-655 and up
-7	17881-04 17881-06		LINE ASSEMBLY - Static air LINE ASSEMBLY - Static air	1 1	31-5 to 31-654 inclusive 31-655 and up
-8	42157-00 44246-00 74067-02	B A	TUBE ASSEMBLY - Static air TUBE ASSEMBLY - Static air TUBE ASSEMBLY - Static air	1 1 1	31-5 to 31-654 inclusive 31-655 and up 31-8212001 and up
-9	41537-00		TUBE ASSEMBLY - Instrument air pressure	1	
-10	82352-101 17881-04		TUBE - Instrument air pressure TUBE - Instrument air pressure	1 1	31-5 to 31-654 inclusive 31-655 and up
-11	17881-04 17881-06 46722-00		LINE ASSEMBLY - Static air LINE ASSEMBLY - Static air LINE ASSEMBLY - Static air	2 1 1	31-5 to 31-654 inclusive 31-655 to 31-8112052 inclusive 31-8112053 and up
-12	83161-12 49998-21		HOSE - Static air HOSE - Static air	1 1	31-5 to 31-654 inclusive 31-655 and up
-13	83161-25		HOSE - Instrument air pressure	1	
-14	83161-19 49998-20		HOSE - Static air HOSE - Static air	1 1	31-5 to 31-654 inclusive 31-655 and up
-15	407 041		WASHER - (MS35338-41)	4	
-16	41466-01		MAST ASSEMBLY - Pitot tube	1	
-17	487 895		SWITCH - (D7270-1-10)	1	
-18	476 647 476 648		NIPPLE - (AN816-3D) NIPPLE - (AN816-4D)	1 1	31-5 to 31-654 inclusive 31-655 and up
-19	458 879		ELBOW - (AN821-3D)	1	
-20	458 899		ELBOW - (AN833-3D)	2	
-21	488 310 488 316		TEE - (AN826-3D) TEE - (AN826-4D)	1 1	31-5 to 31-654 inclusive 31-655 and up
-22	484 351		REDUCER - (AN919-2D)	1	31-5 to 31-165 inclusive
-23	477 617 407 567		NUT - (AN924-3D) WASHER - (AN960-616)	2 2	
-24	83161-22 49998-22		HOSE - Static air HOSE - Static air	1 1	31-5 to 31-654 inclusive 31-655 and up
-25	17881-04		LINE ASSEMBLY - Static air	1	
-26	43561-00		COVER ASSEMBLY - Pitot tube	1	

When ordering, always specify Part Number, Description and Serial Number of Aircraft

PIPER PARTS CATALOG

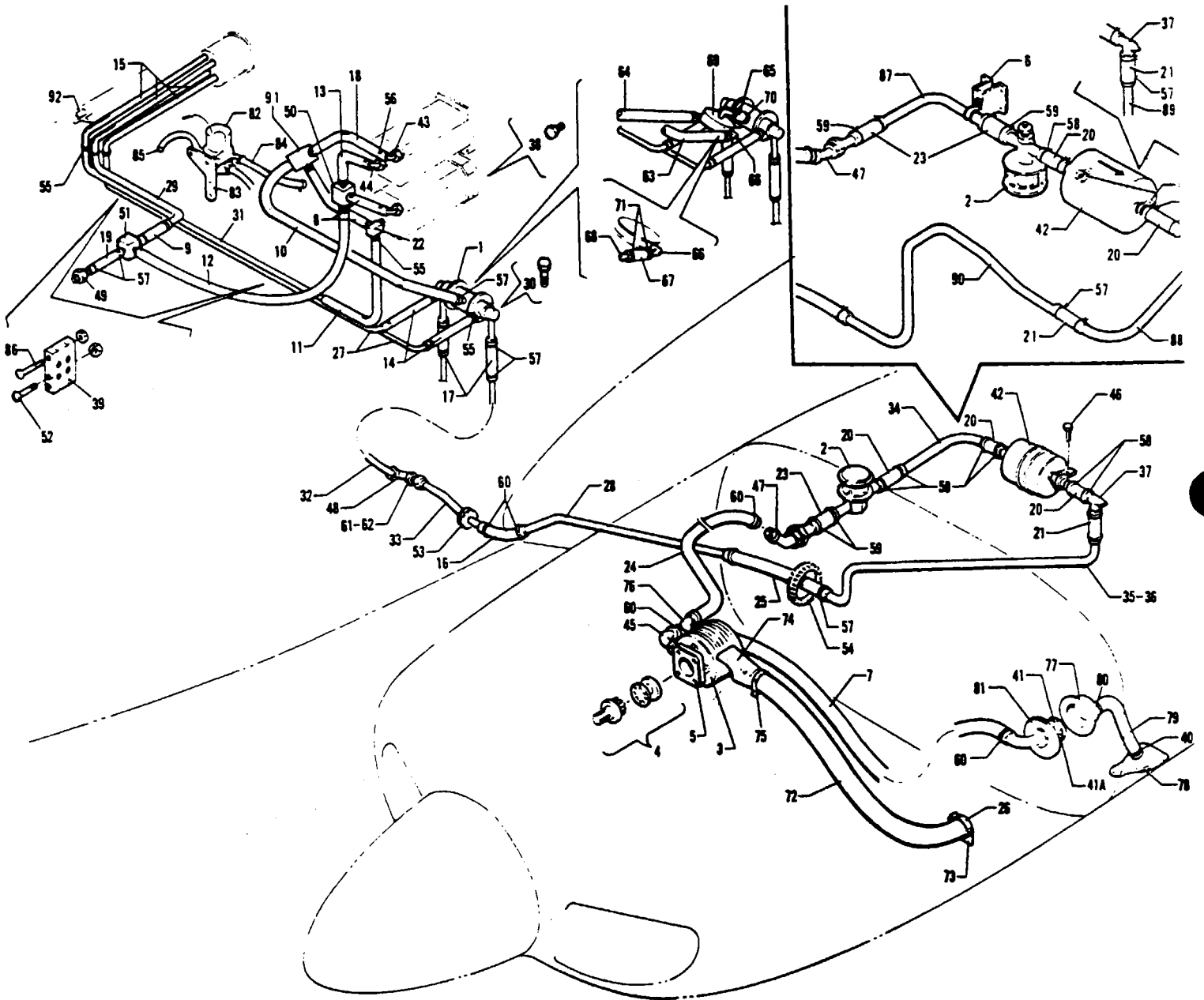


Figure 67. Instrument Pressure System Installation
(Serial Nos. 31-5 to 31-7612018 inclusive)

PIPER PARTS CATALOG

CODE EXPLANATIONS FOR FIGURE 67

- A - Used if nacelle wing lockers are not installed.
- B - Used if nacelle wing lockers are installed.
- C - Used on Vacuum Pumps 200CC, 211CC and 212CW only.
- D - Used if dual instruments are installed.
- E - Used on Vacuum Pumps 423CC-7, 441CC-7 and 442CW-6 only.
- F - See Figure 131 if Pneumatic Deicing System is installed or Figure 155 if Altimatec H-14 is installed.
- G - Used if dual instruments, Pneumatic Deicing System or Altimatec H-14 is installed.
- H - Used if Altimatec V F/D or V F/D-1 is not installed.
- J - Used if Altimatec V F/D or V F/D-1 is installed.
- K - Used on PA-31-310 and PA-31-300 airplanes only.
- L - Used on PA-31-325 airplanes only.
- M - Used on serial numbers 31-46, 31-86, 31-109, 31-126, 31-228 and 31-230 and up. Also used on serial numbers 31-5 to 31-85, 31-87 to 31-108, 31-110 to 31-125, 31-127 to 31-227 and 31-229 inclusive if Kit 760 200 has been installed per Service Letter No. 509.
- N - Used if dual gyros are installed with Altimatec H-14 or Deicer System.
- O - Used if single gyros are installed with Altimatec H-14 or Deicer System.
- P - Used on serial numbers 31-46, 31-86, 31-109, 31-126, 31-228 and 31-230 and up. Also used on serial numbers 31-5 to 31-45, 31-47 to 31-85, 31-87 to 31-108, 31-110 to 31-125, 31-127 to 31-227 and 31-229 inclusive if Kit 760 200 has been installed per Service Letter No. 509.
- Q - Used on PA-31-300 airplanes only.
- R - Used on PA-31-310 and PA-31-325 airplanes only.
- S - Order part for serial numbers 31-855 and up if Model No. 1H53-12 is stamped on existing valve assembly nameplate.
- T - Used with vacuum Pumps 211CC and 212CW only.
- U - Used on serial numbers 31-660 to 31-7612018 inclusive.

PIPER PARTS CATALOG

Figure and Index Number	Part Number	Code	Nomenclature	No. Req.	Serial Numbers Affected
67-	43156	A	DRAWING - Instrument Pressure System Installation		
	44456	B	DRAWING - Instrument Pressure System Installation		
	43289		DRAWING - Gyro, AutoPilot and Deicer Lines Installation		
-1	43139-03		VALVE ASSEMBLY - Manifold and check (492 134)	1	
-2	492 243	F	VALVE - Pressure relief (2H30-6)	2	
	492 242	D	VALVE - Pressure relief (2H30-1)	2	
-3	79399-00	K	PUMP - Dry vacuum (211CC)	2	
	79399-00	L	PUMP - Dry vacuum (211CC) left engine	1	
	79399-02	L	PUMP - Dry vacuum (212CW) right engine	1	
	481 709	G	PUMP - Dry vacuum (423CC-7)	2	31-5 to 31-241 inclusive, 31-243 to 31-244 inclusive
	26749-09	G,K	PUMP - Dry vacuum (441CC-7)	2	
	26749-09	G,L	PUMP - Dry vacuum (441CC-7) left engine	1	
	26749-10	G,L	PUMP - Dry vacuum (442CW-6) right engine	1	
-4	753 910	C	* COUPLING ASSEMBLY KIT - Vacuum pump drive (No. 350)	1	
	757 865	E	* COUPLING ASSEMBLY KIT - Vacuum pump drive (No. 352)	1	
-5	751 859		** GASKET - Vacuum pump mounting (B3-1-2)	1	
-6	44421-00	B	BRACKET ASSEMBLY - Instrument air support	2	
-7	49997-09		HOSE - Vacuum pump to air filter, left	1	
	49997-08		HOSE - Vacuum pump to air filter, right	1	
-8	16633-49	H	HOSE - Directional gyro to tee	2	
-9	16633-75		HOSE - Pressure gauge line to tee	1	
-10	82371-111		HOSE - Manifold check valve	1	
-11	82371-112		HOSE - Gyro gauge pressure	1	
-12	16633-78	H	HOSE - Gyro tee to outlet vent	1	
-13	16633-80		HOSE - Attitude gyro to tee	1	
	82371-89	J	HOSE - Attitude gyro to tee	1	
-14	61541-28		HOSE - Check valve to pressure gauge line	2	
-15	61541-30		HOSE - Pressure gauge	4	
-16	61541-42		HOSE - Manifold check valve line	2	
-17	61541-45		HOSE - Manifold check valve line	2	
-18	82371-51		HOSE - Attitude gyro to tee	1	
	61541-45	J	HOSE - Attitude gyro to tee	1	
-19	82371-23		HOSE - Pressure tube connector	1	
-20	82371-35	A	HOSE - Relief valve and inline filter attachment	6	
	82371-35	B	HOSE - Relief valve and inline filter attachment	4	
-21	82371-47		HOSE - Inline filter tube connector	2	
-22	460 856	H	FITTING - Gyro inlet (1K40-4-4-6)	1	
-23	82371-106	A	HOSE - Relief valve connector	2	
	82371-106	B	HOSE - Relief valve connector	4	
-24	49997-05		HOSE - Relief valve to vacuum pump (565 268)	2	
-25	82371-54		HOSE - Pressure tube connector, left	1	
	82371-25		HOSE - Pressure tube connector, right	1	
-26	454 994	G	CLAMP - (H2-1160)	2	
-27	41784-00		TUBE - Manifold check valve to left port	1	31-5 to 31-7400989 inclusive, 31-7400991 to 31-7512005 incl.
	53995-00		TUBE - Manifold check valve to left port	1	31-7400990, 31-7512006 and up
	41786-00		TUBE - Manifold check valve to right port	1	31-5 to 31-7400989 inclusive, 31-7400991 to 31-7512005 incl
	53998-00		TUBE - Manifold check valve to right port	1	31-7400990, 31-7512006 and up

When ordering, always specify Part Number, Description, and Serial Number of Aircraft

PIPER PARTS CATALOG

Figure and Index Number	Part Number	Code	NOMENCLATURE	No. Req.	SERIAL NUMBERS AFFECTED
67-28	41787-00		TUBE - Pressure	2	
-29	43044-00		TUBE - Gyro gauge pressure	1	31-5 to 31-7400989 inclusive, 31-7400991 to 31-7512005 incl.
	53997-00		TUBE - Gyro gauge pressure	1	31-7400990, 31-7512006 and up
-30	400 438		BOLT - (AN3-4A)	2	
-31	43047-00		TUBE - Gyro gauge pressure	1	31-5 to 31-7400989 inclusive, 31-7400991 to 31-7512005 incl.
	53996-00		TUBE - Gyro gauge pressure	1	31-7400990, 31-7512006 and up
-32	41785-00		TUBE ASSEMBLY - Pressure, left	1	
	41785-01		TUBE ASSEMBLY - Pressure, right	1	
-33	41788-00		TUBE ASSEMBLY - Pressure, left	1	
	41798-00		TUBE ASSEMBLY - Pressure, right	1	
-34	43057-03	A,F	TUBE ASSEMBLY - Inline filter	2	
-35	43059-00	A	TUBE ASSEMBLY - Inline filter, inboard, right	1	
-36	43039-00	A	TUBE ASSEMBLY - Inline filter, outboard, left	1	
-37	43140-00	A,F	TUBE ASSEMBLY - Inline filter	2	
	43140-00	B,F	TUBE ASSEMBLY - Inline filter, right	1	
-38	24712-02		PLUG - Gyro port	AR	
-39	41993-00		BLOCK ASSEMBLY - Tube retaining	2	
-40	554 919	M	CLAMP - (SAE 20, Type "E")	2	
-41	460 853		FILTER - Air (1J1-3)	2	
-41a	751 815		FILTER - Air (B3-5-1)	1	
-42	460 866		FILTER - Inline (1J4-6)	2	
-43	458 945		ELBOW - (1K1-4-6)	1	
	558 991	J	ELBOW - (1K1-4-8)	1	
-44	558 913		ELBOW - (1K9-4-6)	1	
	558 992	J	ELBOW - (1K9-4-8)	1	
-45	558 926		ELBOW - (1K1-6-12)	2	
	558 925	G	ELBOW - (1K1-8-12) 90 degrees	2	
-46	400 437		BOLT - (AN3-3A)	4	
	404 887		NUT - (MS20365-1032C)	4	
-47	558 933		ELBOW - (1K36-12-12)	2	
-48	458 914		ELBOW - (AN837-8D)	2	
-49	451 921		ADAPTER - (AN807-8D)	1	
-50	488 520		TEE - (1K30-8-6-6)	1	
-51	488 548		TEE - (1K30-8-4-8)	1	
-52	415 592		SCREW - (MS35206-252)	2	
	404 910		NUT - (MS20365-832C)	2	
-53	434 137		GROMMET - (MS35489-15)	2	
-54	189 625		GROMMET - Pressure line (MS21266-1N) 12 3/4" L.	AR	
-55	454 963		CLAMP - (SAE 8, Type "E")	16	
-56	454 832		CLAMP - (SAE 10, Type "E")	8	
-57	454 967		CLAMP - (SAE 12, Type "E")	18	
-58	554 802		CLAMP - (SAE 14, Type "E")	12	
-59	554 806		CLAMP - (SAE TY E-18)	8	
-60	554 888		CLAMP - (SAE TY F-6)	12	
-61	477 621		NUT - (AN924-8D)	3	
-62	407 593		WASHER - (AN960-PD1216)	3	
-63	16633-34	N	HOSE - Pneumatic relay	2	
	16633-34	O	HOSE - Pneumatic relay	1	
-64	16633-40	N	HOSE - Pneumatic relay	1	31-5 to 31-388 inclusive
-65	16633-77	N,O	HOSE - Manifold and check valve	1	31-5 to 31-388 inclusive

When ordering, always specify Part Number, Description and Serial Number of Aircraft

REVISED: FEBRUARY 1976

PIPER PARTS CATALOG

Figure and Index Number	Part Number	Code	NOMENCLATURE	No. Req.	SERIAL NUMBERS AFFECTED
67-66	22369-35	A	TUBE - Pneumatic relay port	2	31-5 to 31-388 inclusive
	22369-35	B	TUBE - Pneumatic relay port	1	31-5 to 31-388 inclusive, 31-7401259 and up
-67	82371-51	B	HOSE - Pneumatic relay port	1	31-5 to 31-7401258 incl
	82371-23	B	HOSE - Pneumatic relay port	1	31-7401259 and up
-68	43326-00	O	PLUG - Pneumatic relay port hose	1	
-69	43349-00	N.O	RELAY - Pneumatic (1H29-1)	1	31-5 to 31-388 inclusive
-70	454 987	N.O	CLAMP - (SAE 12, Type "E")	4	31-5 to 31-388 inclusive
-71	454 832	B	CLAMP - (SAE 10, Type "E")	2	31-5 to 31-7401258 inclusive
	454 983	B	CLAMP - (SAE 8, Type "E")	2	31-7401259 and up
-72	10525-86	G,R	HOSE - Pump cooling	2	
	10525-85	G,Q	HOSE - Pump cooling	2	
-73	43092-00	G	TAKE-OFF ASSEMBLY - Pump duct	2	
-74	43093-00	G	SHROUD - Vacuum pump cooling	2	
-75	80002-85	G	CLAMP - Oil cooler hose	2	
-76	558 926		ELBOW - (1K1-6-12)	2	
	558 931	G	ELBOW - (1K9-8-12)	2	
-77	43798-00	P	BOX ASSEMBLY - Pneumatic air filter	2	
-78	43894-00	P	INLET ASSEMBLY - Air, recessed	2	
-79	49997-10	P	HOSE - Air filter box to scoop	2	
	56952-15	U	HOSE - Air filter box to scoop	2	
-80	554 971	P	CLAMP - (QS100-M16S)	2	
-81	43799-00	P	PLATE ASSEMBLY - Pneumatic air filter cover	2	
-82	44117-00	S	VALVE ASSEMBLY - Pneumatic relay shutoff (1H42-2)	1	31-389 to 31-854 inclusive
	52307-00		VALVE ASSEMBLY - Pneumatic relay shutoff (1H53-12)	1	31-855 and up
-83	44116-00	S	BRACKET - Pneumatic relay attachment	1	31-389 to 31-854 inclusive
	52306-00		BRACKET - Pneumatic relay attachment	1	31-855 and up
-84	82371-92		HOSE - Pneumatic relay	1	31-389 and up
-85	82371-93		HOSE - Pneumatic relay	1	31-389 and up
-86	415 459		SCREW - (AN526-832R26)	4	
	404 910		NUT - (MS20365-832C)	4	
-87	44396-03	B	TUBE ASSEMBLY - Instrument air	2	
-88	44417-00	B	TUBE ASSEMBLY - Instrument air, left	1	
-89	44442-00	B	TUBE - Instrument air, right	1	
-90	44443-00	B	TUBE - Instrument air, left	1	
-91	488 520		TEE - (1K30-8-6-6)	1	
	588 385	J	TEE - (1K30-8-8-4)	1	
-92	479 403	T	ORIFICE - (1K94-1)	1	

When ordering, always specify Part Number, Description and Serial Number of Aircraft

PIPER PARTS CATALOG

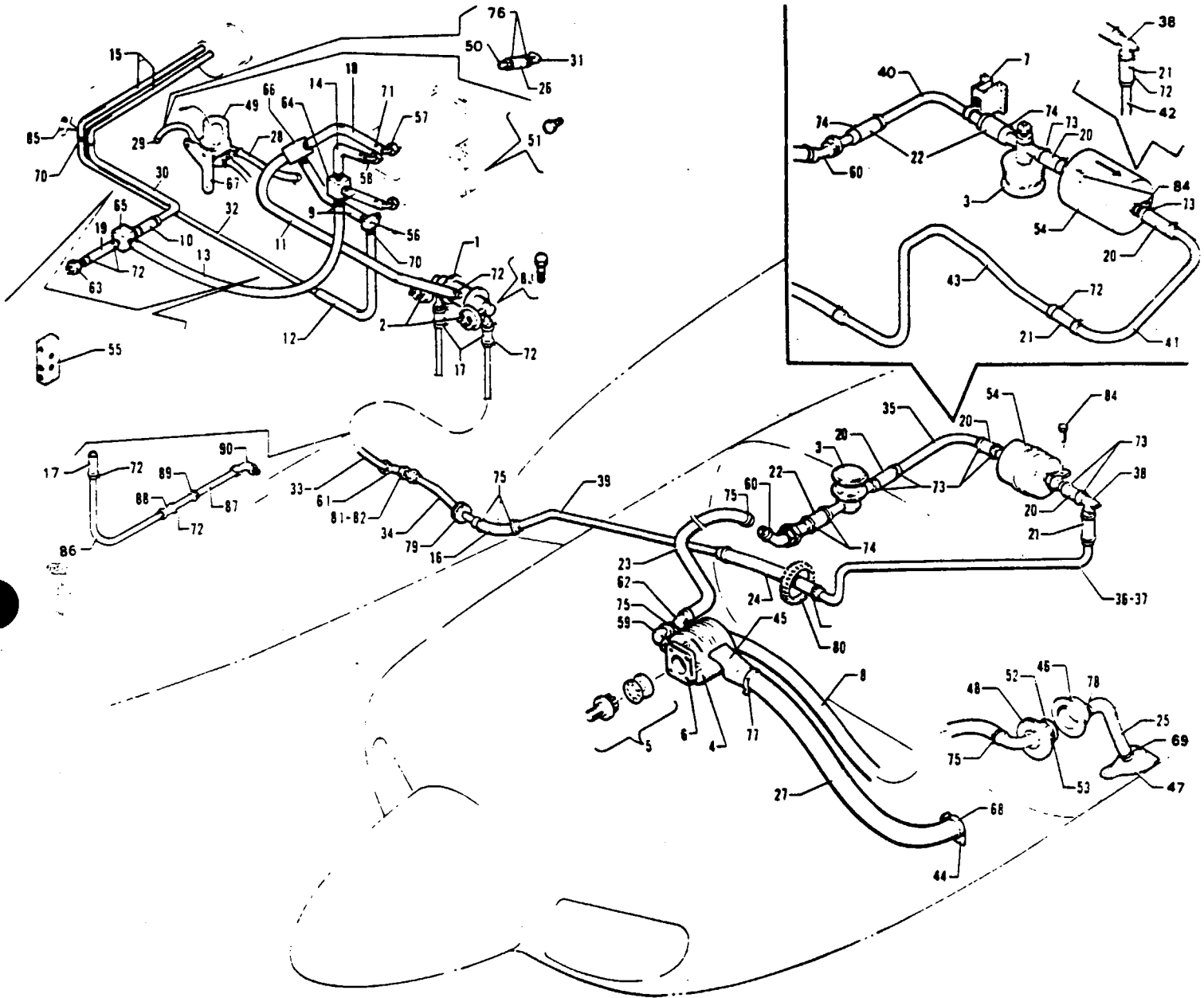


Figure 67A Instrument Pressure System Installation
(Serial Nos 31-7612019 and up)

PIPER PARTS CATALOG

CODE EXPLANATIONS FOR FIGURE 67A

- A - Used on PA-31-310 airplanes without wing lockers
- B - Used on PA-31-325 airplanes only
- C - Used with Vacuum Pumps 211CC and 211CW only
- D - Used if dual instruments are installed
- E - Used on Vacuum Pumps 441CC-7 and 442CW-6 only
- F - See Figure 131 or Figure 131A if Pneumatic De-Icing System is installed
- G - Used if dual instruments and Pneumatic De-Icing System is installed
- H - Used if AltiMatic V F/D or V F/D-1 is not installed
- J - Used if AltiMatic V F/D or V F/D-1 is installed
- K - Also used on PA-31-325 if one piece tube has been installed
- L - Used on PA-31-310 only
- M - Not used if dual instruments are installed
- N - Used on PA-31-310 with wing lockers, serial numbers 31-7812098 and up and on PA-31-325

PIPER PARTS CATALOG

Figure and Index Number	Part Number	Code	Nomenclature	No. Req.	Serial Numbers Affected
67A-	43156	A	DRAWING - Instrument Pressure System Installation		
	44456	N	DRAWING - Instrument Pressure System Installation		
	54697		DRAWING - Gyro, AutoPilot and Deicer Lines Installation		
-1	43139-04		VALVE ASSEMBLY - Manifold and check	1	
-2	53897-00		* SWITCH - Pressure	2	
-3	492 243	F	VALVE - Pressure relief (2H30-6)	2	
	492 242	D	VALVE - Pressure relief (2H30-1)	2	
-4	79399-00	L	PUMP - Dry vacuum (211CC)	2	
	79399-00	B	PUMP - Dry vacuum (211CC) left engine	1	
	79399-02	B	PUMP - Dry vacuum (212CW) right engine	1	
	26749-09	A,G	PUMP - Dry vacuum (441CC-7)	2	
	26749-09	B,G,N	PUMP - Dry vacuum (441CC-7) left engine	1	
-5	26749-10	G,N	PUMP - Dry vacuum (442CW-6) right engine	1	
	753 910	C	* COUPLING ASSEMBLY KIT - Vacuum pump drive (No. 350)	1	
-6	757 865	E	* COUPLING ASSEMBLY KIT - Vacuum pump drive (No. 352)	1	
	751 859		** GASKET - Vacuum pump mounting (B3-1-2)	1	
-7	44421-00	N	BRACKET ASSEMBLY - Instrument air support	2	
-8	49997-09		HOSE - Vacuum pump to air filter, left	1	
	49997-08		HOSE - Vacuum pump to air filter, right	1	
-9	16633-49	H	HOSE - Directional gyro to tee	2	
-10	16633-75		HOSE - Pressure gauge line to tee	1	
-11	82371-111		HOSE - Manifold check valve	1	
-12	82371-112		HOSE - Gyro gauge pressure	1	
-13	16633-78	H	HOSE - Gyro tee to outlet vent	1	
-14	16633-80		HOSE - Attitude gyro to tee	1	
	82371-89	J	HOSE - Attitude gyro to tee	1	
-15	61541-30		HOSE - Pressure gauge	2	
-16	61541-42		HOSE - Manifold check valve line	2	
-17	61541-45		HOSE - Manifold check valve line	2	
-18	82371-51		HOSE - Attitude gyro to tee	1	
	61541-45	J	HOSE - Attitude gyro to tee	1	
-19	82371-23		HOSE - Pressure tube connector	1	
-20	82371-35	A	HOSE - Relief valve and inline filter attachment	6	
	82371-35	N	HOSE - Relief valve and inline filter attachment	4	
-21	82371-47		HOSE - Inline filter tube connector	2	
-22	82371-106	A	HOSE - Relief valve connector	2	
-23	82371-106	N	HOSE - Relief valve connector	4	
	49997-05		HOSE - Relief valve to vacuum pump	2	
-24	82371 54		HOSE - Pressure tube connector, left	1	
	82371-25		HOSE - Pressure tube connector, right	1	
-25	49997-10		HOSE - Air filter box to scoop	2	31-7612019 to 31-7812124 incl.
	56952-15		HOSE - Air filter box to scoop	2	31-8012001 and up
-26	82371-23	M	HOSE - Pneumatic relay port	1	31-7612019 to 31-7812129 incl.
	82371-47	B,M	HOSE - Pneumatic relay port	1	31-7912001 and up
-27	10525-86	G	HOSE - Pump cooling	2	
-28	82371-92		HOSE - Pneumatic relay	1	
-29	82371-93	D	HOSE - Pneumatic relay	1	
-30	54709-02		TUBE - Pneumatic pressure gauge	1	
-31	22369-35	M	TUBE - Pneumatic relay port	1	31-7612019 to 31-7812129 incl.
-32	53996-00		TUBE - Gyro gauge pressure	1	
-33	41785-00	K,L	TUBE ASSEMBLY - Pressure, left	1	
	41785-01	K,L	TUBE ASSEMBLY - Pressure, right	1	
-34	41788-00		TUBE ASSEMBLY - Pressure, left	1	
	41798-00		TUBE ASSEMBLY - Pressure, right	1	

When ordering, always specify Part Number, Description, and Serial Number of Aircraft

PIPER PARTS CATALOG

Figure and Index Number	Part Number	Code	NOMENCLATURE	No. Req.	SERIAL NUMBERS AFFECTED
67A-35	43057-03	A,F	TUBE ASSEMBLY - Inline filter	2	
-36	43059-00	A	TUBE ASSEMBLY - Inline filter, inboard, right	1	
-37	43039-00	A	TUBE ASSEMBLY - Inline filter, outboard, left	1	
-38	43140-00	A,F	TUBE ASSEMBLY - Inline filter	2	
	43140-00	F,N	TUBE ASSEMBLY - Inline filter, right	1	
-39	41787-00		TUBE - Pressure	2	
-40	44396-03	N	TUBE ASSEMBLY - Instrument air	2	
-41	44417-00	N	TUBE ASSEMBLY - Instrument air, left	1	
-42	44442-00	N	TUBE - Instrument air, right	1	
-43	44443-00	N	TUBE - Instrument air, left	1	
-44	43092-00	G	TAKE-OFF ASSEMBLY - Pump duct	2	
-45	43093-00	G	SHROUD - Vacuum pump cooling	2	
-46	43798-00		BOX ASSEMBLY - Pneumatic air filter	2	
-47	43894-00		INLET ASSEMBLY - Air, recessed	2	
-48	43799-00		PLATE ASSEMBLY - Pneumatic air filter cover	2	
-49	52307-00		VALVE ASSEMBLY - Pneumatic relay shutoff	1	
-50	43326-00	M	PLUG - Pneumatic relay port hose	1	31-7612019 to 31-7812129 incl.
	42150-00	M	PLUG - Pneumatic relay port hose	1	31-7912001 and up
-51	24712-02		PLUG - Gyro port	AR	
-52	460 853		FILTER - Air (1J1-3)	2	
-53	751 815		FILTER - Air (B3-5-1)	1	
-54	460 866		FILTER - Inline (1J4-6)	2	
-55	54799-02		BLOCK ASSEMBLY - Tube retaining	2	
-56	460 856	H	FITTING - Gyro inlet (1K40-4-4-6)	1	
-57	458 945		ELBOW - (1K1-4-6)	1	
	558 991	J	ELBOW - (1K1-4-8)	1	
-58	558 913		ELBOW - (1K9-4-6)	1	
	558 992	J	ELBOW - (1K9-4-8)	1	
-59	558 926		ELBOW - (1K1-6-12)	2	
	558 925	G	ELBOW - (1K1-8-12) 90 Degrees	2	
-60	558 933		ELBOW - (1K36-12-12)	2	
-61	458 914		ELBOW - (AN837-8D)	2	
-62	558 932		ELBOW - (1K9-6-12)	2	
	558 931	G	ELBOW - (1K9-8-12)	2	
-63	451 921		ADAPTER - (AN807-8D)	1	
-64	488 520		TEE - (1K30-8-6-6)	1	
-65	488 548		TEE - (1K30-8-4-8)	1	
-66	488 520		TEE - (1K30-8-6-6)	1	
	588 385	J	TEE - (1K30-8-8-4)	1	
-67	52306-00		BRACKET - Pneumatic relay attachment	1	
-68	454 994	G	CLAMP - (H2-1160)	2	
-69	554 919		CLAMP - (SAE 20, Type "E")	2	
-70	454 983		CLAMP - (SAE 8, Type "E")	8	
-71	454 832		CLAMP - (SAE 10, Type "E")	8	
-72	454 987		CLAMP - (SAE 12, Type "E")	26	
-73	554 802		CLAMP - (SAE 14, Type "E")	12	
-74	554 806		CLAMP - (SAE TY E-18)	8	
-75	554 888		CLAMP - (SAE TY F-6)	12	
-76	454 983	M	CLAMP - (SAE 8, Type "E")	2	31-7612019 to 31-7812129 incl
	454 987	M	CLAMP - (SAE 12, Type "E")	2	31-7912001 and up
-77	80002-85	G	CLAMP - Oil cooler hose	2	
-78	554 971		CLAMP - (SAE TY F-16SS)	2	
-79	434 137		GROMMET - (MS35489-15)	2	
-80	189 625		GROMMET - Pressure line (MS21266-1N) 12 3/4" L	AR	
-81	477 621		NUT - (AN924-8D)	3	
-82	407 593		WASHER - (AN960-PD1216)	3	
-83	400 438		BOLT - (AN3-4A)	2	

When ordering, always specify Part Number, Description and Serial Number of Aircraft

PIPER PARTS CATALOG

Figure and Index Number	Part Number	# Code	NOMENCLATURE	No. Req.	SERIAL NUMBERS AFFECTED
67A-84	400 437		BOLT - (AN3-3A)	4	
	404 887		NUT - (MS20365-1032C)	4	
-85	479 403	C	ORIFICE - (1K94-1)	1	
-86	54673-02	B	TUBE - Pressure	2	31-7612019 to 31-7912038 incl
-87	54668-02	B	TUBE ASSEMBLY - Pressure	2	31-7612019 to 31-7912038 incl
-88	82371-47	B,F	HOSE - Pressure	2	31-7612019 to 31-7912038 incl
-89	434 156	B	GROMMET - (MS35489-14S)	2	31-7612019 to 31-7912038 incl
-90	458 905	B	ELBOW - (AN833-8D)	2	31-7612019 to 31-7912038 incl

When ordering, always specify Part Number, Description and Serial Number of Aircraft

PIPER PARTS CATALOG

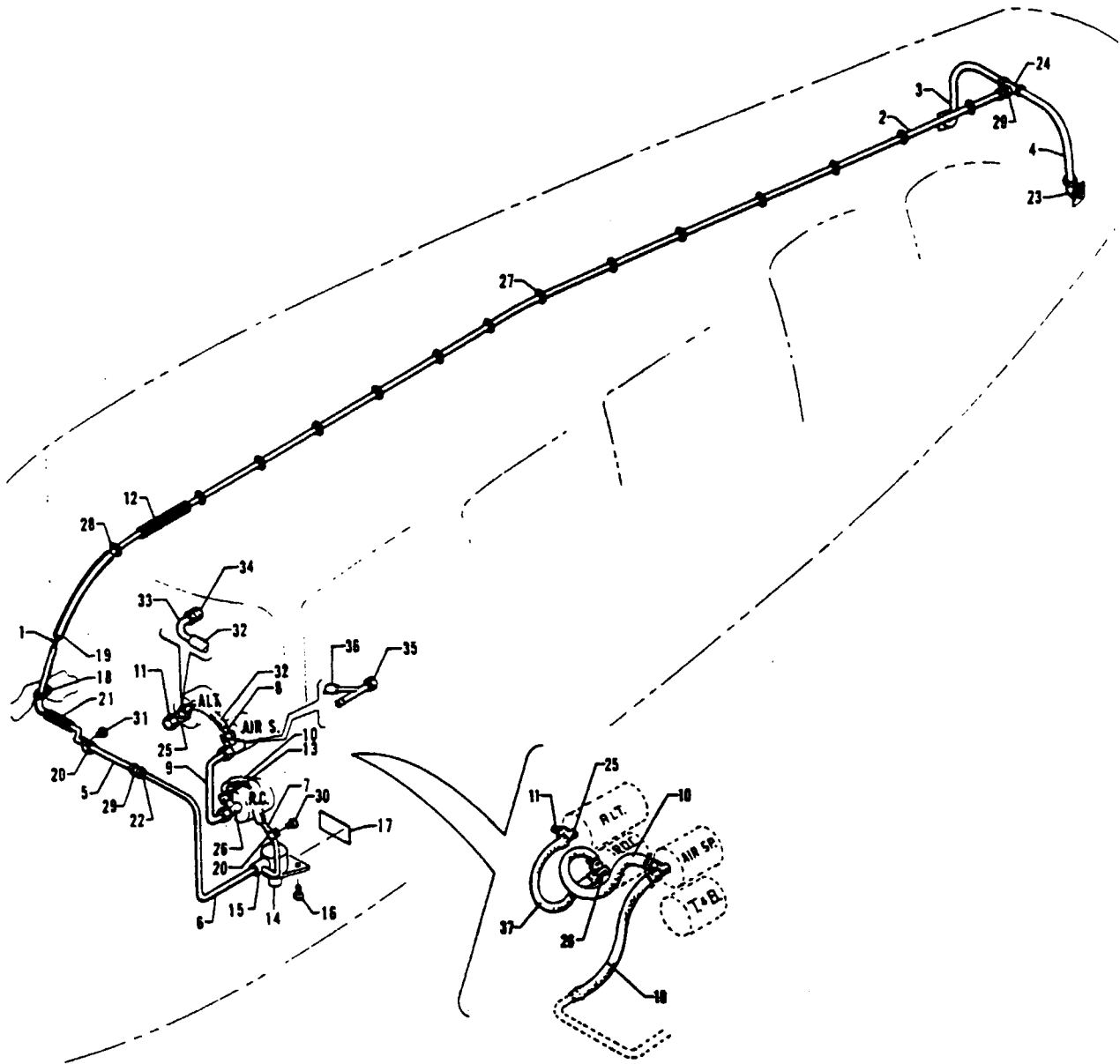


Figure 68. Static Pressure System Installation

REVISED: SEPTEMBER 1977

2H14

PA-31-300
PA-31-310
PA-31-325

PIPER PARTS CATALOG

CODE EXPLANATIONS FOR FIGURE 68

- A - Used if Aero Mechanism, Inc. Encoding Altimeter is installed
- B - Used on aircraft that comply with C A A (United Kingdom) requirements
- C - Used if AltiMatic Pilot IIC is installed
- D - Used if Rate of Climb Indicator is installed beneath Turn and Bank Indicator
- E - Used if Rate of Climb Indicator is installed beneath Directional Gyro.
- F - Used if instantaneous vertical speed indicator is installed.
- G - Used if instantaneous vertical speed indicator is not installed

PIPER PARTS CATALOG

Figure and Index Number	Part Number	Code	NOMENCLATURE	No. Req.	SERIAL NUMBERS AFFECTED
68-	42152 44261		DRAWING - Static Pressure System Installation DRAWING - Static Pressure System Installation		31-5 to 31-654 inclusive 31-655 and up
-1	42012-00 44237-00		TUBE - Static pressure TUBE - Static pressure	1 1	31-5 to 31-654 inclusive 31-655 and up
-2	42013-00 44238-00		TUBE ASSEMBLY - Static pressure TUBE ASSEMBLY - Static pressure	1 1	31-5 to 31-654 inclusive 31-655 and up
-3	42014-02 44252-02		TUBE ASSEMBLY - Static pressure TUBE ASSEMBLY - Static pressure	1 1	31-5 to 31-654 inclusive 31-655 and up
-4	42014-03 44252-03		TUBE ASSEMBLY - Static pressure TUBE ASSEMBLY - Static pressure	1 1	31-5 to 31-654 inclusive 31-655 and up
-5	43348-00 44254-00 44848-00		TUBE ASSEMBLY - Static pressure TUBE ASSEMBLY - Static pressure TUBE ASSEMBLY - Static pressure	1 1 1	31-5 to 31-654 inclusive 31-655 to 31-7300959 incl. 31-7300960 and up
-6	42154-00 44247-00		TUBE ASSEMBLY - Static pressure TUBE ASSEMBLY - Static pressure	1 1	31-5 to 31-654 inclusive 31-655 and up
-7	42155-00 44240-00		TUBE ASSEMBLY - Airspeed TUBE ASSEMBLY - Airspeed	1 1	31-5 to 31-654 inclusive 31-655 and up
-8	43875-00 17881-04 17881-06		TUBE ASSEMBLY - Altimeter (fittings both ends) TUBE ASSEMBLY - Altimeter (fittings one end) TUBE ASSEMBLY - Altimeter	1 2 2	31-5 to 31-654 inclusive 31-5 to 31-654 inclusive 31-655 and up
-9	43137-00 53665-00	D	TUBE ASSEMBLY - Rate of climb to airspeed (10.5" L) TUBE ASSEMBLY - Rate of climb to airspeed (11.8" L)	1 1	31-5 to 31-654 inclusive
-10	83161-25 49998-19		HOSE - Static pressure, airspeed HOSE - Static pressure, airspeed	2 2	31-5 to 31-654 inclusive 31-655 and up
-11	454 289 454 173		CAP - Altimeter (AN929-3) CAP - Altimeter (AN929-4)	1 1	31-5 to 31-654 inclusive 31-655 and up
-12	83161-34 49998-18		HOSE - Static pressure line HOSE - Static pressure line	1 1	31-5 to 31-654 inclusive 31-655 and up
-13	17881-04 17881-06		LINE ASSEMBLY - Static pressure, airspeed LINE ASSEMBLY - Static pressure, airspeed	1 1	31-5 to 31-654 inclusive 31-655 and up
-14	492 100		VALVE ASSEMBLY - (CCA-7450) Alternate static source	1	
-15	488 310 488 316		TEE - (AN826-3D) Alternate static air TEE - (AN826-4D) Alternate static air	1 1	31-5 to 31-654 inclusive 31-655 and up
-16	415 518 404 909		SCREW - (MS35206-228) NUT - (MS20365-632C)	2 2	
-17	41472-00 53739-00	B	PLACARD - Alternate static source (581 240) PLACARD - Alternate static source (582 042)	1 1	
-18	189 625		GROMMET - Caterpillar (MS21266-1N) 12 3/4 L.	AR	
-19	90797 56 80006-04		SLEEVE - Static pressure line SLEEVE - Static pressure line	1 1	31-5 to 31-654 inclusive 31-655 and up
-20	454 928 454 929		CLAMP - (A4980S-3-91) CLAMP - (A4980S-4-91)	3 3	31-5 to 31-654 inclusive 31-655 and up
-21	83161-03 49998-23		HOSE - Static pressure HOSE - Static pressure	1 1	31-5 to 31-654 inclusive 31-655 and up
-22	491 059 491 060		UNION - (AN832-3D) UNION - (AN832-4D)	1 1	31-5 to 31-654 inclusive 31-655 and up
-23	458 893 458 894		ELBOW - (AN822-3D) ELBOW - (AN822-4D)	2 2	31-5 to 31-654 inclusive 31-655 and up
-24	488 522 488 383		TEE - (AN834-3D) TEE - (AN834-4D)	1 1	31-5 to 31-654 inclusive 31-655 and up
-25	488 310 488 316		TEE - (AN826-3D) TEE - (AN826-4D)	1 1	31-5 to 31-654 inclusive 31-655 and up
-26	476 647 488 316		NIPPLE - (AN816-3D) TEE - (AN826-4D)	1 1	31-5 to 31-654 inclusive 31-655 and up

When ordering, always specify Part Number, Description and Serial Number of Aircraft

PIPER PARTS CATALOG

Figure and Index Number	Part Number	Code	NOMENCLATURE	No. Req.	SERIAL NUMBERS AFFECTED
68-27	434 126		GROMMET - (AN931-3-5)	13	31-5 to 31-654 inclusive
	434 128		GROMMET - (MS35489-6)	13	31-655 and up
-28	434 134		GROMMET - (MS35489-11)	1	
-29	477 617		NUT - (AN924-3D)	2	31-5 to 31-654 inclusive
	477 618		NUT - (AN924-4D)	2	31-655 and up
	407 697		WASHER - (AN960-D616)	3	31-5 to 31-654 inclusive
	407 698		WASHER - (AN960-D716)	3	31-655 and up
-30	415 535		SCREW - (MS35206-245)	2	
	404 910		NUT - (MS20365-832C)	2	
-31	415 535		SCREW - (MS35206-245)	2	
-32	83161-22		HOSE - Altimeter	1	31-5 to 31-654 inclusive
	49998-22	D	HOSE - Altimeter (8" L)	1	
	80007-33	A	HOSE - Altimeter (17" L)	1	31-7512001 and up
-33	48835-02		LINE ASSEMBLY - Encoding altimeter	1	31-7512001 and up
-34	476 648		NIPPLE - Encoding altimeter (AN816-4D)	1	31-7512001 and up
-35	44253-00	C	TUBE ASSEMBLY - Connector, airspeed	1	
-36	49998-05	C	HOSE - Airspeed to altitude hold	1	
	17766-109	C	HOSE - Airspeed to bulkhead	1	
-37	44246-00	E,G	TUBE ASSEMBLY - Altimeter to rate of climb	1	
	74067-02	F	TUBE ASSEMBLY - Altimeter to instantaneous vertical speed	1	31-8212001 and up

When ordering, always specify Part Number, Description and Serial Number of Aircraft

PIPER PARTS CATALOG

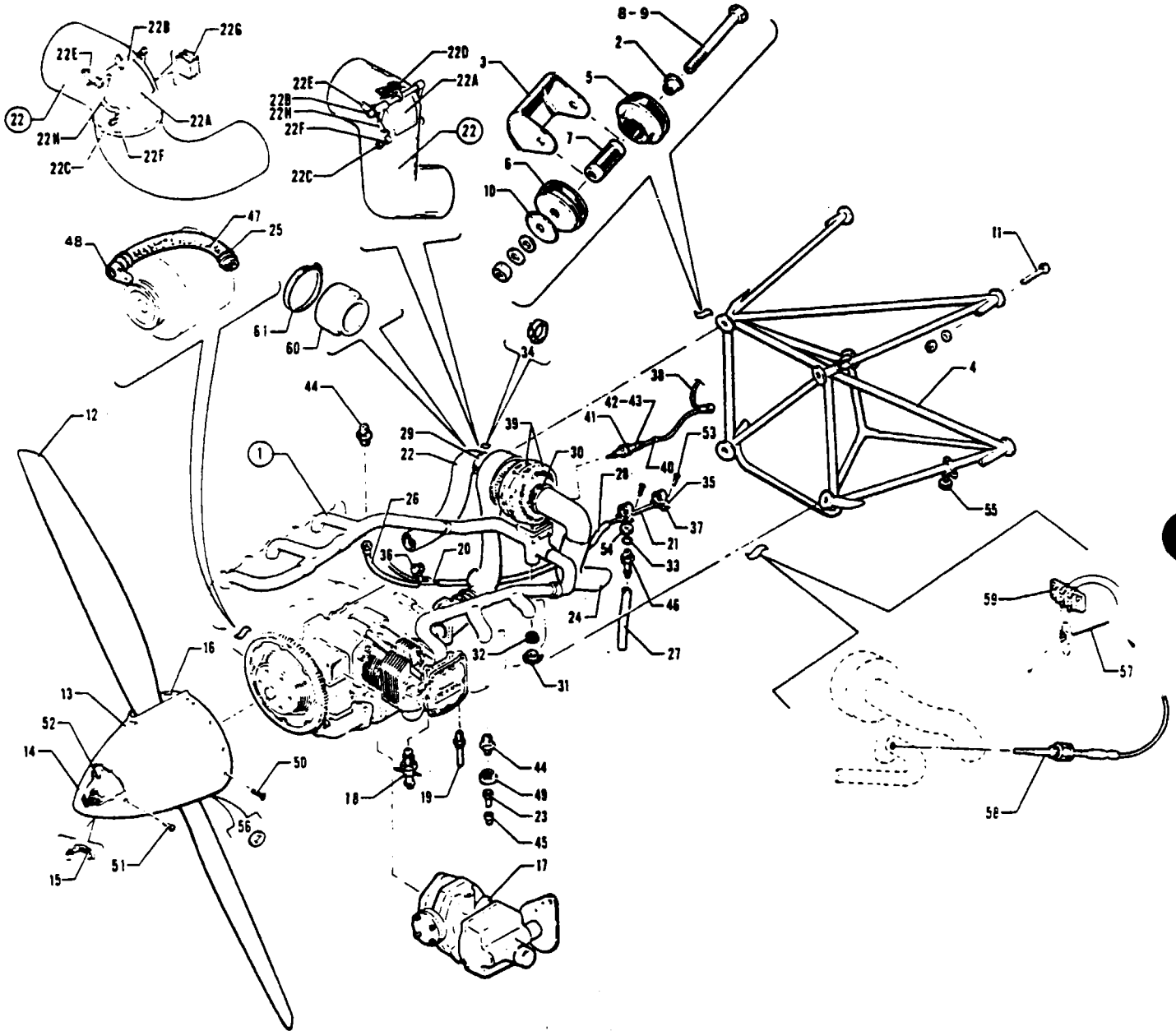


Figure 69 Power Plant Installation

PIPER PARTS CATALOG

CODE EXPLANATIONS FOR FIGURE 69

- A - Secure from Textron Lycoming, Williamsport, PA
- B - See Figure 75 for component parts
- C - See Figure 76 for component parts.
- D - Used on serial numbers 31-660, 31-712 to 31-751 inclusive, if nacelle wing lockers are installed.
- E - Used on serial numbers 31-5 to 31-659 inclusive, and 31-661 to 31-751 inclusive.
- F - Used on serial numbers 31-5 to 31-45 inclusive, 31-47 to 31-85 inclusive, 31-87 to 31-108 inclusive, 31-110 to 31-125 inclusive, 31-127 to 31-228 inclusive, 31-230 to 31-244 inclusive, and 31-246 to 31-257 inclusive.
- G - Used on serial numbers 31-46, 31-86, 31-109, 31-126, 31-229, 31-245 and 31-258 to 31-282 inclusive.
- H - Used on serial numbers 31-283 to 31-290, 31-292 to 31-307 inclusive, and 31-309.
- J - Used on serial numbers 31-291, 31-308, 31-310 to 31-659 inclusive, and 31-661 to 31-751 inclusive.
- K - Used on PA-31-310 airplanes only
- L - Used on PA-31-325 airplanes only.
- M - Used with two blade propeller assembly only
- N - Used with three blade propeller assembly only
- O - See Figure 78 or Figure 78A, if propeller synchrophaser is installed.
- P - Used on serial numbers 31-5 to 31-900 inclusive, 31-7300922, 31-7401201 and 31-7401203. If Model T10-540-A2C engine is installed and Lycoming serial numbers include Suffix "A", order Governor Assembly Part No. 24622-18.
- Q - Used on serial numbers 31-7300901 to 31-7300921 inclusive, 31-7300923 to 31-7401200 inclusive, 31-7401202, and 31-7401204 to 31-7912016 inclusive
- R - Used if air conditioning is installed
- S - Used if air conditioning is not installed
- T - Used on aircraft that comply with German Government Requirements.
- U - Used if top mounted magnet is installed
- V - Used if side mounted magnet is installed
- W - Not available Order Propeller Part No 550 965 (HC-E3YR-2ATF/FC8468-6R) which incorporates a Feather Assist Spring Kit The opposite propeller must also include a Feather Assist Spring Kit per Piper Service Letter No. 753 and Hartzell Service Letter No. 101.
- X - Not available Order Propeller Part No 550 966 (HC-E3YR-2ALTF/FJC8468-6R) which incorporates a Feather Assist Spring Kit The opposite propeller must also include a Feather Assist Spring Kit per Piper Service Letter No. 753 and Hartzell Service Letter No. 101.
- Y - Used on serial numbers 31-7400990, 31-7512006 to 31-7612028 inclusive, and 31-7612030 to 31-7612076 inclusive.
- Z - Order part for serial numbers 31-7812037 and up, if Spinner Replacement Kit 763 884 has been installed
- AA - Order part for serial numbers 31-7812037 and up if Spinner Replacement Kit 763 885 has been installed
- AB - Used if polished spinner assembly is installed
- AC - See Piper Service Bulletin 644D, or latest revision

PIPER PARTS CATALOG

Figure and Index Number	Part Number	Code	Nomenclature	No. Req.	Serial Numbers Affected	
69-	42016		DRAWING - Power Plant Installation		31-5 to 31-751 inclusive	
	43941	K	DRAWING - Three Blade Propeller Installation			
	53871	L	DRAWING - Engine Installation			
	54968	L,T	DRAWING - Propeller Installation (Germany)			
-1		A,F,K	ENGINE ASSEMBLY - Lycoming (TIO-540-A-1A)	2	31-752 and up	
		A,G,K	ENGINE ASSEMBLY - Lycoming (TIO-540-A-1B)	2		
		A,H,K	ENGINE ASSEMBLY - Lycoming (TIO-540-A-2A)	2		
		A,J,K	ENGINE ASSEMBLY - Lycoming (TIO-540-A-2B)	2		
		A,D,K	ENGINE ASSEMBLY - Lycoming (TIO-540-A-2C)	2		
		A,L	ENGINE ASSEMBLY - Lycoming (TIO-540-F2BD) left	1		
		A,L	ENGINE ASSEMBLY - Lycoming (LTIO-540-F2BD) right	1		
	-2	20737-20		BUSHING - Shoulder, engine mount		4
	-3	24754-05		SHIELD ASSEMBLY - Heat		4
	-4	40007-07		MOUNT ASSEMBLY - Engine		2
-5	475 117		MOUNT ASSEMBLY - Top rear, bottom front (J9612-8)	8		
-6	475 116		MOUNT ASSEMBLY - Top front, bottom rear (J7763-1)	8		
-7	487 436	K	SPACER - Mount (J7766-9)	8		
	587 307	L	SPACER - Mount (J10931-5)	8		
-8	400 277		BOLT - (AN7-40) Top	4		
	407 568		WASHER - (AN960-716) Top	8		
	477 664		NUT - (32FL-720) Top	4		
-9	400 277		BOLT - (AN7-40) Bottom	4		
	407 568		WASHER - (AN960-716) Bottom	4		
	477 664		NUT - (32FL-720) Bottom	4		
-10	85012-101		WASHER - Mount assembly	8		
-11	401 421		BOLT - (AN6-41A)	8		
	407 567		WASHER - (AN960-616)	8		
	404 890		NUT - (MS20365-624C)	8		
-12	757 377	B,K	PROPELLER ASSEMBLY - Hartzell (HC-E2YR-2BTF/FC8475-4)	2	31-5 to 31-751 inclusive	
	757 379	C,E,K	PROPELLER ASSEMBLY - Hartzell (HC-E3YR-2AF/FC8468-6R)	2		
	550 951	C,D,K,W	PROPELLER ASSEMBLY - Hartzell (HC-E3YR-2AF/FC8468-6R)	2	31-752 to 31-7612076 inclusive	
	550 965	C,K	PROPELLER ASSEMBLY - Hartzell (HC-E3YR-2ATF/FC8468-6R)	2	31-7612077 and up	
	550 951	C,L,W,Y	PROPELLER ASSEMBLY - Hartzell (HC-E3YR-2AF/FC8468-6R)	1		
			left	1		
	550 965	C,L	PROPELLER ASSEMBLY - Hartzell (HC-E3YR-2ATF/FC8468-6R)	1	31-7612029, 31-7612077 and up	
			left	1		
	550 952	C,L,X,Y	PROPELLER ASSEMBLY - Hartzell (HC-E3YR-2ALF/FJC8468-6R)	1		
			right	1		
	550 966	C,L	PROPELLER ASSEMBLY - Hartzell (HC-E3YR-2ALTF/FJC8468-6R) right	1	31-7612029, 31-7612077 and up	
	550 962	C,L,T	PROPELLER ASSEMBLY - Hartzell (HC-E3YR-2ATF/FC8468-7R)	1		
			left	1		
	550 963	C,L,T	PROPELLER ASSEMBLY - Hartzell (HC-E3YR-2ALTF/FJC8468-7R) right	1		
-13	43556-00	K,M	SPINNER ASSEMBLY - Propeller	2	31-5 to 31-7812036 inclusive	
	43940-00	K,N,Z	SPINNER ASSEMBLY - Propeller	2		
	43940-08	K,N	SPINNER ASSEMBLY - Propeller	2		
	43940-00	L,N,Z	SPINNER ASSEMBLY - Propeller, left engine	1	31-7400990, 31-7512006 to 31-7812036 inclusive	
	43940-08	L,N	SPINNER ASSEMBLY - Propeller, left engine	1	31-7812037 and up	
	43940-308	N	SPINNER ASSEMBLY - Propeller, left engine (polished)	1	31-7812037 and up	
	43940-01	L,N,AA	SPINNER ASSEMBLY - Propeller, right engine	1	31-7400990, 31-7512006 to 31-7812036 inclusive	
	43940-09	L,N	SPINNER ASSEMBLY - Propeller, right engine	1	31-7812037 and up	
	43940-309	N	SPINNER ASSEMBLY - Propeller, right engine (polished)	1	31-7812037 and up	

When ordering, always specify Part Number, Description, and Serial Number of Aircraft

PIPER PARTS CATALOG

Figure and Index Number	Part Number	Code	Nomenclature	No. Req.	Serial Numbers Affected
69-14	23819-02	M	CAP ASSEMBLY - Propeller spinner	2	
	43929-02	N	CAP ASSEMBLY - Propeller spinner	2	
	43929-302	N	CAP ASSEMBLY - Propeller spinner (polished)	2	
-15	46348-02	M	* DECAL - Pressure temperature (456 391)	1	
	55316-02	N	* DECAL - Pressure temperature (456 439)	1	
-16	43557-00	K,M	BULKHEAD ASSEMBLY - Spinner, rear	2	
	43933-04	K,N,Z	BULKHEAD ASSEMBLY - Spinner, rear	2	31-5 to 31-7812036 inclusive
	43933-08	K,N	BULKHEAD ASSEMBLY - Spinner, rear	2	31-7812037 and up
	43933-04	L,N,Z	BULKHEAD ASSEMBLY - Spinner, rear, left engine	1	31-7400990, 31-7512006 to 31-7812036 inclusive
	43933-08	L,N	BULKHEAD ASSEMBLY - Spinner, rear, left engine	1	31-7812037 and up
	43933-03	L,N,AA	BULKHEAD ASSEMBLY - Spinner, rear, right engine	1	31-7400990, 31-7512006 to 31-7812036 inclusive
	43933-07	L,N	BULKHEAD ASSEMBLY - Spinner, rear, right engine	1	31-7812037 and up
-17	24622-07	K,O,P	GOVERNOR ASSEMBLY - Hartzell (F-6-11S) or (F-6-11A)	2	
	24622-18	K,O,Q	GOVERNOR ASSEMBLY - Hartzell (F-6-24)	2	
	24622-24	K,O	GOVERNOR ASSEMBLY - Hartzell (F-6-24Z)	2	31-7912017 and up
	24622-18	L	GOVERNOR ASSEMBLY - Hartzell, left engine (F-6-24)	1	31-5 to 31-7912016 inclusive
	24622-24	L	GOVERNOR ASSEMBLY - Hartzell, left engine (F-6-24Z)	1	31-7912017 and up
	24622-11	L,O	GOVERNOR ASSEMBLY - Hartzell, right engine (F-6-24L)	1	31-5 to 31-7912016 inclusive
	24622-23	L,O	GOVERNOR ASSEMBLY - Hartzell, right engine (F-6-24LZ)	1	31-7912017 and up
-18	14184-00		VALVE ASSEMBLY - Oil drain inboard	2	
-19	41287-00		VALVE ASSEMBLY - Fuel drain, inboard (492 113)	2	
-20	16632-00		TUBE ASSEMBLY - Drain connector	2	
-21	54396-02		TUBE ASSEMBLY - Drain	2	
-22	41567-00	K	TUBE ASSEMBLY - Induction	2	
	54916-02	L	TUBE ASSEMBLY - Induction (side mounted magnet)	2	
-22a	53479-00	L,U	* DOOR ASSEMBLY - Induction air	1	
	53479-06	L,V	* DOOR ASSEMBLY - Induction air (3.25 x 4.62)	1	
	53479-09	L,V	* DOOR ASSEMBLY - Induction air (3 50 x 4.74)	1	
-22b	53472-00	L	* SHAFT ASSEMBLY - Induction air door	1	
-22c	26977-03	L,U	* SHAFT - Induction air door	1	
	55221-02	L,V	* SHAFT ASSEMBLY - Induction air door	1	
-22d	53477-00	L,U	* CATCH - Magnetic	1	
-22e	53492-00	L	* ARM ASSEMBLY - Induction air door	1	
-22f	26978-00	L	* SPRING - Induction air door	1	
-22g	55224-02	L,V	* CATCH - Magnetic	1	
-22h	53478-05	L	* BRACKET ASSEMBLY - Induction air door, front	1	
	53478-04	L	* BRACKET ASSEMBLY - Induction air door, rear	1	
-23	42047-00		TUBE - Induction fuel drain	2	
-24	40310-08		TAIL PIPE ASSEMBLY - Top (488 042)	2	
	40310-09		TAIL PIPE ASSEMBLY - Bottom (488 043)	2	
-25	454 985		CLAMP - Alternator air hose (SAE TY A-1)	4	
-26	17766-97	K	HOSE ASSEMBLY - Fuel pump drain	2	
	17766-108	L	HOSE ASSEMBLY - Fuel pump drain	2	
-27	16633-61		HOSE - Drain	2	
-28	16633-62		HOSE - Drain	2	
-29	42172-00	K	COUPLING - Hose, induction	4	
	42172-00	L	COUPLING - Hose, induction	2	
-30	557 584	AC	COUPLING - (NH1005834-10)	2	
-31	455 302		COUPLING - (18276-225-M)	2	
-32	462 062		GASKET - (24096-225-N)	2	
-33	462 027		GASKET - (AN6290-4)	2	
-34	554 726		CLAMP - (SAE TY F-64)	8	
-35	454 868		CLAMP - (PS10017-2-12)	4	
-36	454 933		CLAMP - (PS10017-2-8)	2	
-37	454 929		CLAMP - (PS10017-2-4)	6	
-38	756 623		WIRE - Extension (A-106)	2	31-5 to 31-7401254 inclusive

When ordering, always specify Part Number, Description, and Serial Number of Aircraft

PIPER PARTS CATALOG

Figure and Index Number	Part Number	Code	NOMENCLATURE	No. Req.	SERIAL NUMBERS AFFECTED
69-39	452 907		BLANKET - Insulation, turbocharger housing, lower half (4-652568-3)	2	
	452 908		BLANKET - Insulation, turbocharger housing, upper rear (4-652568-5)	2	
	452 909		BLANKET - Insulation, turbocharger housing, upper forward (4-652568-7)	2	
-40	756 317		THERMOCOUPLE - Exhaust, gas temperature (A-101-1)	2	31-5 to 31-7401254 inclusive
-41	753 972		CONNECTOR - Exhaust, gas temperature (MK-125-A)	2	31-5 to 31-7401254 inclusive
-42	756 273		SPACER - Exhaust gas temperature (A-126) large	AR	31-5 to 31-7401254 inclusive
-43	756 274		SPACER - Exhaust gas temperature (A-127) small	AR	31-5 to 31-7401254 inclusive
-44	476 648		NIPPLE - (AN816-4D)	4	
-45	486 897		SLEEVE - (MS20819-4D)	2	
-46	451 853		ADAPTER - (AN807-4D)	2	
-47	10525-95	K,S	HOSE - Alternator air	2	
	10525-95	R	HOSE - Alternator air, left	1	
	29998-11	R	HOSE - Alternator air, right	1	31-5 to 31-8212005 incl
	56952-43	R	HOSE - Alternator air, right	1	31-8212006 and up
-48	42366-00	K,S	TUBE ASSEMBLY - Alternator air take-off	2	
	42366-00	R	TUBE ASSEMBLY - Alternator air take-off, left	1	
	53848-00	R	TUBE ASSEMBLY - Alternator air take-off, right	1	
-49	477 612		NUT - (AN818-4D)	2	
-50	411 532	Z,AA	SCREW - (MS35207-263)	18	31-5 to 31-7812036 inclusive
	411 533		SCREW - (MS35207-264)	30	31-7812037 and up
	415 379	AB	SCREW - (MS51958-63)	30	31-7812037 and up
-51	414 763		SCREW - (MS24693-S50)	12	
	414 781	AB	SCREW - (MS24693-C50)	12	
-52	416 131		SCREW - (AN501-A10-8)	2	
	404 835		NUT - (MS02364-1032C)	2	
-53	411 532		SCREW - (MS35207-263)	6	
	404 887		NUT - (MS202365-1032C)	6	
-54	477 618		NUT - (AN924-4D)	2	
-55	44184-00		SUPPORT ASSEMBLY - Bottom cowl support	2	
-56	494 119		WASHER - (3/16 x 3/8 x .032)	18	31-5 to 31-7812030 inclusive
	494 119		WASHER - Nylomatic (3/16 x 3/8 x .032)	30	31-7812031 and up
-57	494 686		WIRE - Extension (3199127)	2	31-7401255 and up
-58	55841-02		PROBE - Exhaust gas temperature	2	31-7401255 and up
-59	752 134		JUNCTION ASSEMBLY - Exhaust gas temperature (00092-2010)	2	31-7401255 to 31-7401260 incl
-60	52974-00	L	COUPLING - Hose, induction	2	
-61	554 897	L	CLAMP - (SAE TY F-80)	2	

When ordering, always specify Part Number, Description and Serial Number of Aircraft

GRIDS 2H23 THRU 2H24
INTENTIONALLY LEFT BLANK

Revised February 18, 1994

2H23

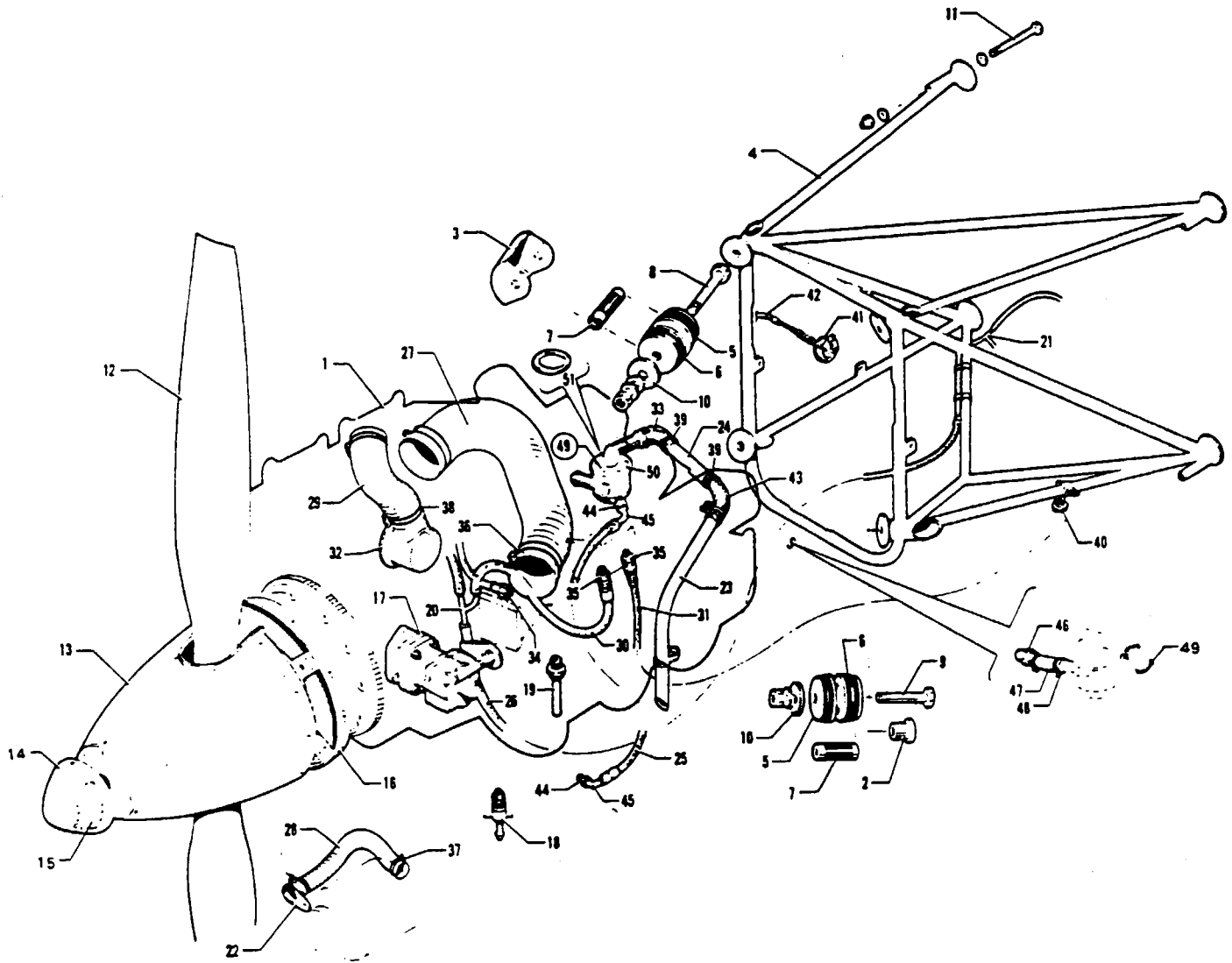


Figure 70. Power Plant Installation

PIPER PARTS CATALOG

CODE EXPLANATIONS FOR FIGURE 70

- A - [REDACTED]
- B - [REDACTED] a red and tan wire color code placard is on the back of exhaust gas temperature gauge.
- C - [REDACTED] placard is on the back of exhaust gas temperature gauge.

PIPER PARTS CATALOG

Figure and Index Number	Part Number	Code	Nomenclature	No. Req.	Serial Numbers Affected
70-	43400		DRAWING - Power Plant Installation		
-1			ENGINE ASSEMBLY - Lycoming (IO-540-M1A5)	2	
-2	20737-20		BUSHING - Shoulder, engine mount	4	
-3	24754-05		SHIELD ASSEMBLY - Heat	4	
-4	40007-00		MOUNT ASSEMBLY - Engine	2	
-5	475 117		MOUNT ASSEMBLY - Top rear, bottom front (J9612-8)	8	
-6	475 106		MOUNT ASSEMBLY - Top front, bottom rear (J7763-26)	8	
-7	487 436		SPACER -Mount (J7766-9)	8	
-8	400 277		BOLT - (AN740) Top	4	
	407 568		WASHER - (AN960-716) Top	8	
	477 664		NUT - (32FL-720) Top	4	
-9	400 277		BOLT - (AN7-40) Bottom	4	
	407 568		WASHER - (AN960-716) Bottom	4	
	477 664		NUT - (32FL-720) Bottom	4	
-10	85012-101		WASHER - Mount assembly	8	
-11	401 421		BOLT - (AN6-41A)	8	
	407 567		WASHER - (AN960-616)	8	
	404 890		NUT - (MS20366-624C)	8	
-12	757 378	A	PROPELLER ASSEMBLY -Hartzell (HC-E2YR-2BTF/FC8475A-4)	2	
-13	43556-00		SPINNER ASSEMBLY - Propeller	2	
-14	23819-02		CAP ASSEMBLY - Propeller spinner	2	
-15	46348-02		* DECAL - Pressure temperature (456 391)	2	
-16	43557-00		BULKHEAD ASSEMBLY - Spinner, rear	2	
-17	24622-09		GOVERNOR ASSEMBLY - Hartzell	2	
-18	14184-00		VALVE ASSEMBLY - Oil drain, inboard left, outboard right	2	
-19	41287-00		VALVE ASSEMBLY - Fuel drain, inboard (492 113)	2	
-20	16632-00		TUBE ASSEMBLY - Drain connector	2	
-21	41990-00		TUBE ASSEMBLY - Drain	2	
-22	42366-00		TUBE ASSEMBLY - Alternator air take-off	2	
-23	42408-00		TUBE - Crankcase breather	2	
-24	42410-03		TUBE - Crankcase breather	2	
-25	39999-10		HOSE - Separator	2	
-26	16633-62		HOSE - Drain	2	
-27	49997-03		HOSE - Engine baffle to fuel injector	2	
-28	10525-95		HOSE - Alternator air	2	
-29	49997-04		HOSE - Alternator air to shroud	2	
-30	17766-97		HOSE ASSEMBLY - Fuel pump drain	2	
-31	39998 02		HOSE ASSEMBLY - Fuel pump drain	2	
-32	43547-00		BOX ASSEMBLY - Alternate air	2	
-33	21459-00		ELBOW - Crankcase breather tube	2	
-34	454 289		CAP ASSEMBLY - (AN929-3) Left	1	
-35	476 648		NIPPLE - (AN816-4D)	4	
-36	454 816		CLAMP - Hose	4	
-37	454 985		CLAMP - Tube	4	
-38	554 599		CLAMP - Hose	4	
-39	554 820		CLAMP	8	
-40	44184-00		SUPPORT ASSEMBLY - Bottom cowl support	2	
-41	756 336	B	PROBE - Exhaust gas temperature (MCI-106-A36)	2	
	757 349	C	PROBE - Exhaust gas temperature (MCI-A106-A36)	2	
-42	756 624	B	WIRE - Extension (106-20)	2	
	756 632	C	WIRE - Extension (A106-20)	2	

When ordering, always specify Part Number, Description, and Serial Number of Aircraft

PIPER PARTS CATALOG

Figure and Index Number	Part Number	Code	NOMENCLATURE	No. Req.	SERIAL NUMBERS AFFECTED
70-43	45850-00		ELBOW - Crankcase breather tube	2	
-44	453 772		BUSHING - (AN912-9D)	2	
-45	458 895		ELBOW - (AN822-6D)	2	
-46	42412-00		ADAPTER - Oil separator	2	
-47	82371-104		HOSE - Oil separator	2	
-48	454 987		CLAMP - (H1-1160)	4	
-49	42409-00		SEPARATOR ASSEMBLY - Oil	2	
-50	42422-00		COVER ASSEMBLY - Oil separator	1	
-51	42414-00		GASKET - Oil separator	1	

When ordering, always specify Part Number, Description and Serial Number of Aircraft

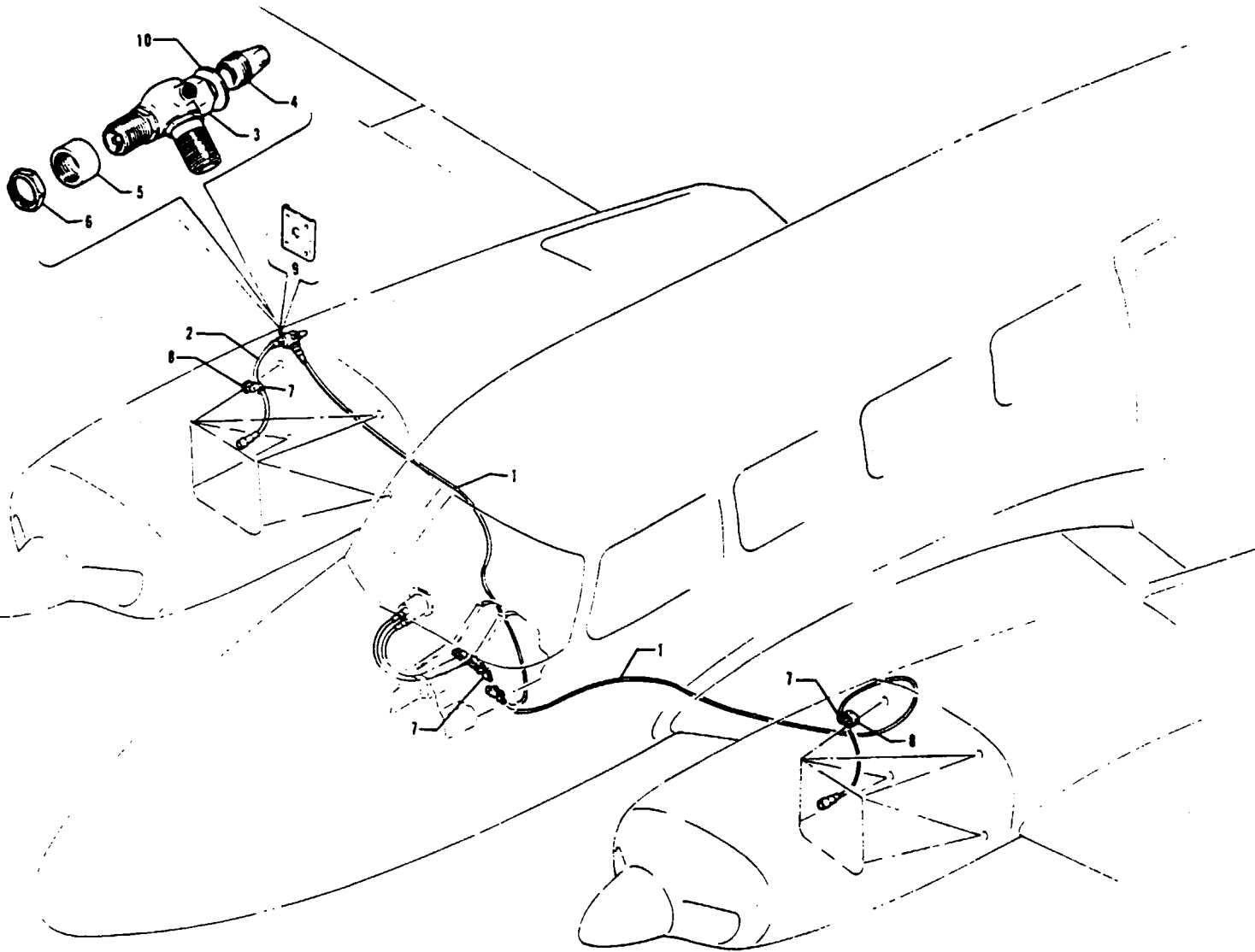


Figure 70A Mechanical Tachometer Shaft Installation

REVISED SEPTEMBER 1978

PIPER PARTS CATALOG

CODE EXPLANATIONS FOR FIGURE 70A

- A - Used on PA-31-310 airplanes only
- B - Used on PA-31-325 airplanes only
- C - See Figure 78 if Propeller Synchrophaser is installed on serial numbers 31-5 to 31-7812039 inclusive, or Figure 78A if Propeller Synchrophaser is installed on serial numbers 31-7812040 and up.

PIPER PARTS CATALOG

Figure and Index Number	Part Number	Code	NOMENCLATURE	No Req	SERIAL NUMBERS AFFECTED
70A-	41858 53871	B	DRAWING - Tachometer Shaft Installation DRAWING - Engine Installation		
-1	486 556		SHAFT ASSEMBLY - Tachometer (PS50044-11)	2	
-2	486 628	B C	SHAFT ASSEMBLY - Tachometer (PS50044-17), right engine	1	
-3	52785-03	B C	ADAPTER - Dual drive, right engine	1	
-4	52786-00	B	PLUG - Drive adapter, right engine	1	
-5	52788-00	B	COLLAR - Dual drive adapter, right engine	1	
-6	52789-00	B	NUT - Special right engine	1	
-7	454 931	B	CLAMP - (PS10017-2-5) right engine	2	
-8	454 935	B	CLAMP - (PS10017-2-10) right engine	1	
-9	52783-00	B	REINFORCEMENT - Firewall, right engine	1	
-10	407 575		WASHER - (AN960-1416)	1	

When ordering, always specify Part Number, Description and Serial Number of Aircraft

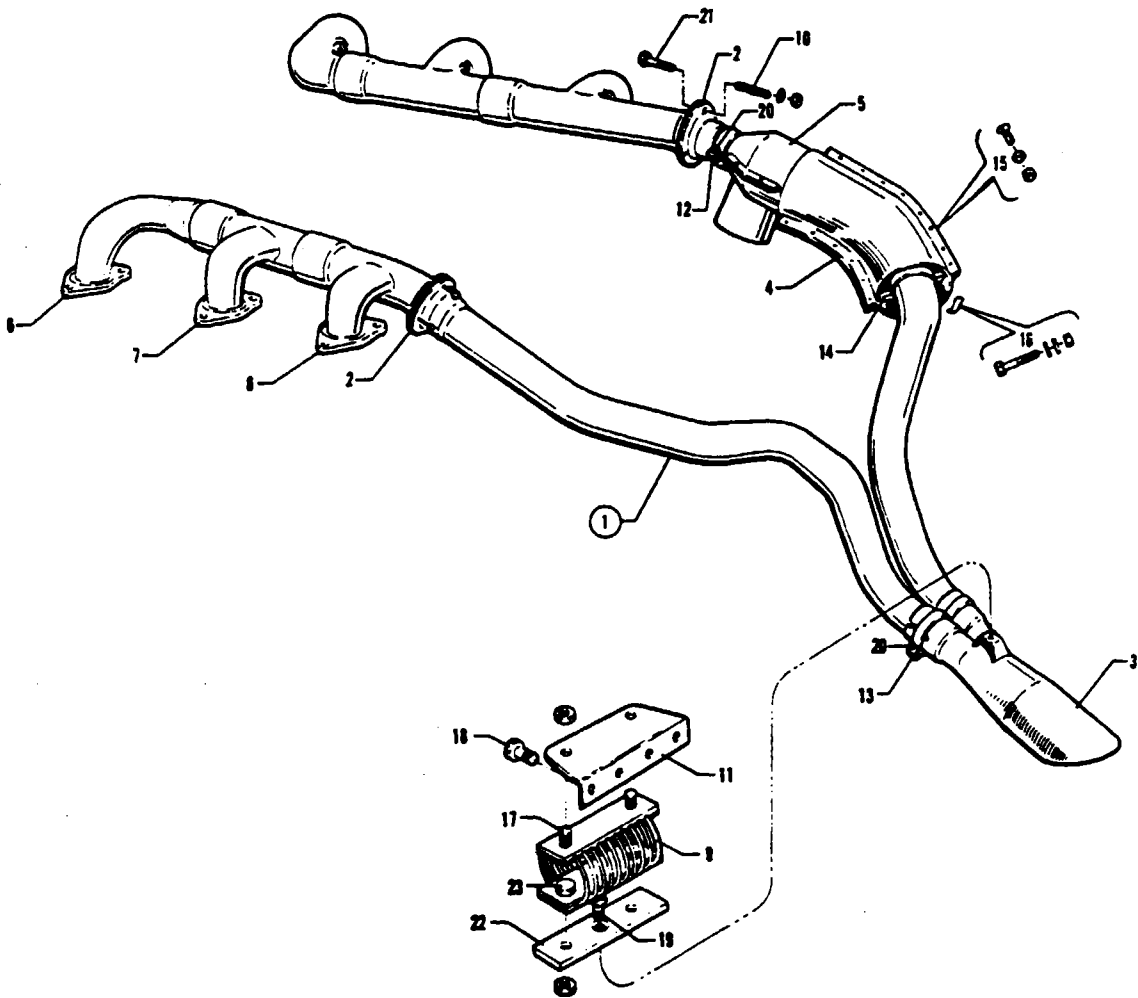


Figure 71. Engine Exhaust System Installation

PIPER PARTS CATALOG

CODE EXPLANATIONS FOR FIGURE 71

PIPER PARTS CATALOG

Figure and Index Number	Part Number	Code	NOMENCLATURE	No. Req.	SERIAL NUMBERS AFFECTED
71-	43399		DRAWING - Exhaust System Installation		
-1	43484-00		TAIL PIPE ASSEMBLY - Left	2	
	43485-00		TAIL PIPE ASSEMBLY - Right	2	
	460 890		FLANGE - Bolt (186-216)	1	
-2	43494-00		JOINT ASSEMBLY - Tail pipe	2	
-3	43536-00		SHROUD - Exhaust stack, upper	2	
-4	43536-01		SHROUD - Exhaust stack, lower	2	
-5	43478-02		SHROUD - Exhaust tail pipe, upper	2	
	43478-05		SHROUD ASSEMBLY - Exhaust tail pipe, lower	2	
-6	43406-11		STACK ASSEMBLY - Exhaust, left front	2	
	43401-11		STACK ASSEMBLY - Exhaust, right front	2	
-7	43406-10		STACK ASSEMBLY - Exhaust, left center	2	
	43401-09		STACK ASSEMBLY - Exhaust, right center	2	
-8	43406-09		STACK ASSEMBLY - Exhaust, left rear	2	
	43401-10		STACK ASSEMBLY - Exhaust, right rear	2	
-9	475 167		MOUNT - (Type C2H-610)	2	
-10	487 437		SPRING - (186-218)	12	
-11	44084-00		BRACKET - Tail pipe support	2	
-12	14235-00		CLAMP ASSEMBLY - Exhaust stack	2	
-13	14235-06		CLAMP ASSEMBLY - Exhaust stack	4	
-14	43473-00		CLAMP ASSEMBLY - Exhaust tail pipe	2	
-15	415 146		SCREW - (AN526-832R7)	36	
	407 562		WASHER - (AN960-6)	36	
	404 909		NUT - (MS20365-632C)	36	
-16	400 102		BOLT - (AN4-5)	2	
	407 565		WASHER - (AN960-416)	4	
	404 101		NUT - (AN310-4)	2	
	424 051		PIN - Cotter (AN380-2-2)	2	
-17	401 266		BOLT - (AN3-5A)	4	
	407 584		WASHER - (AN960-10L)	4	
	404 887		NUT - (MS20365-1032C)	4	
-18	400 438		BOLT - (AN3-4A)	8	
	407 104		WASHER - (AN935-10)	8	
	404 887		NUT - (MS20365-1032C)	8	
-19	410 071		SCREW - (AN509-416-R11)	2	
	407 565		WASHER - (AN960-416)	2	
	404 888		NUT - (MS20365-428C)	2	
-20	400 104		BOLT - (AN4-7)	6	
	407 565		WASHER - (AN960-416)	12	
	404 101		NUT - (AN310-4)	6	
	424 051		PIN - Cotter (AN380-2-2)	6	
-21	400 068		BOLT - (AN3-13)	12	
	407 564		WASHER - (AN960-10)	12	
	404 100		NUT - (AN310-3)	12	
	424 051		PIN - Cotter (AN380-2-2)	12	
-22	44085-00		PLATE - Tail pipe support	2	
-23	400 440		BOLT - (AN3-8A)	4	
	407 564		WASHER - (AN960-10)	4	
	404 887		NUT - (MS20365-1032C)	4	

When ordering, always specify Part Number, Description and Serial Number of Aircraft

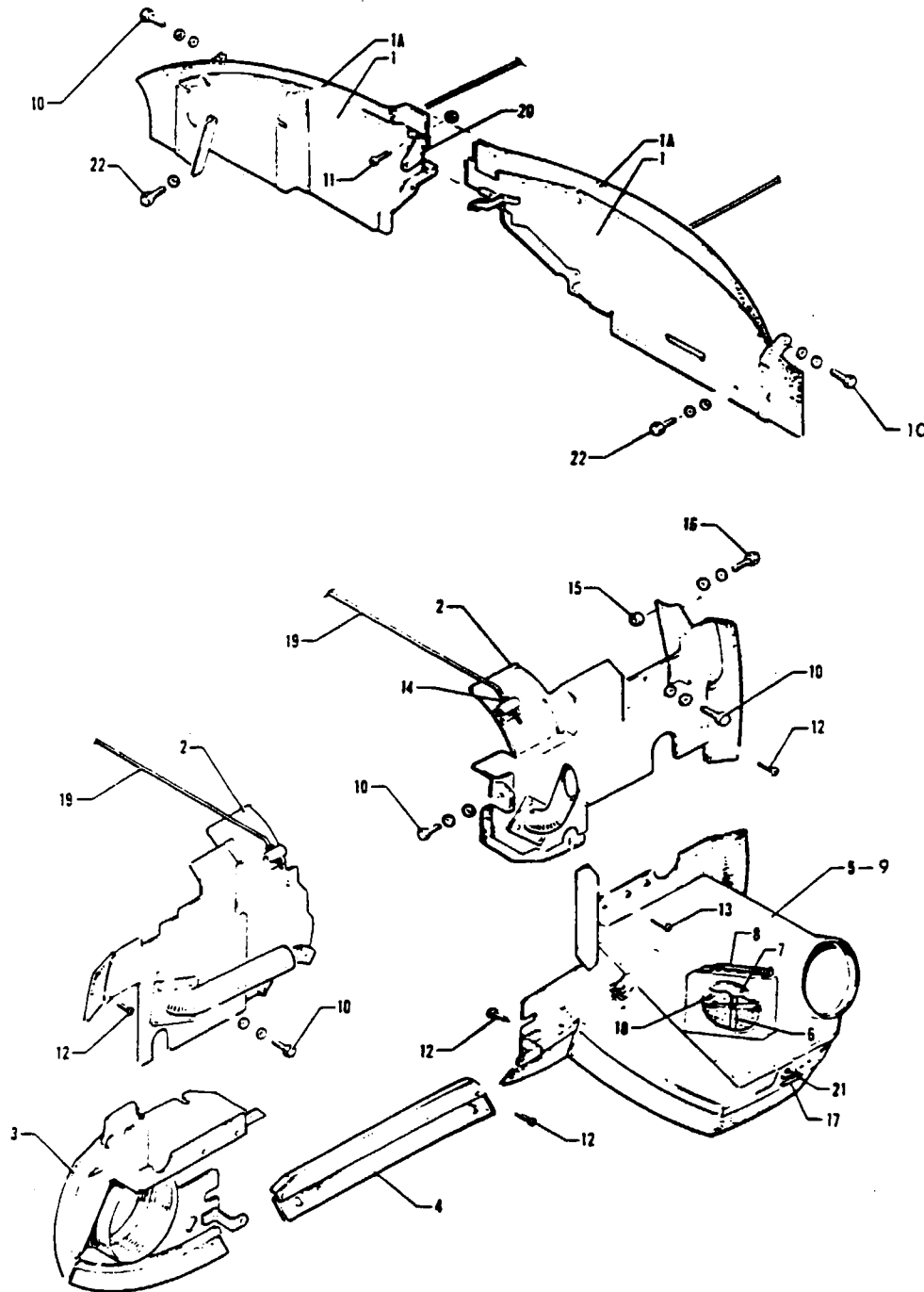


Figure 72 Engine Baffle Installation

REVISED SEPTEMBER 1980

PA-31-300
PA-31-310
PA-31-325

PIPER PARTS CATALOG

CODE EXPLANATIONS FOR FIGURE 72

- A - Order both left and right front baffles for serial numbers 31-5 to 31-195 inclusive, if the right front baffle is attached to the crankcase with attachment bracket, Part No 41903-00 (Item 20 on illustration)
- B - Used on PA-31-310 airplanes only
- C - Used on PA-31-300 airplanes only
- D - Used if air conditioning is installed
- E - Used on PA-31-325 airplanes only
- F - Used on PA-31-310 and PA-31-325 airplanes only.
- G - Order part for serial numbers 31-8012046 and up, if Engine Front Baffle Replacement Kit 764 093 has been installed per Piper Service Letter No 875 See also Piper Aircraft Airworthiness Directive 93-23-13
- H - Also used on serial numbers 31-5 to 31-8012045 inclusive, if Engine Front Baffle Replacement Kit 764 093 has been installed per Piper Service Letter No 875 See also Piper Aircraft Airworthiness Directive 93-23-13.

PIPER PARTS CATALOG

Figure and Index Number	Part Number	Code	NOMENCLATURE	No Req	SERIAL NUMBERS AFFECTED
72-	41987 53871	B C E	DRAWING - Engine Baffle Installation DRAWING - Engine Baffle Installation		
-1	41605-11 41605-15 41606-13 41606-15	A G H A.G H	BAFFLE ASSEMBLY - Engine, left front BAFFLE ASSEMBLY - Engine, left front BAFFLE ASSEMBLY - Engine, right front BAFFLE ASSEMBLY - Engine, right front	2 2 2 2	31-5 to 31-8012045 incl 31-8012046 and up 31-5 to 31-8012045 incl 31-8012046 and up
-1a	71646-08 71646-07 71646-10		* STRIP - Baffle, left front * STRIP - Baffle, right front * STRIP - Baffle, right front	1 1 1	31-5 to 31-8212030 incl 31-8212031 and up
-2	41974-00 54172-00 41607-00 41607-13 41607-11	B.C E B E C	BAFFLE ASSEMBLY - Engine, top, left rear BAFFLE ASSEMBLY - Engine, top, left rear BAFFLE ASSEMBLY - Engine, top, right rear BAFFLE ASSEMBLY - Engine, top, right rear BAFFLE ASSEMBLY - Engine, top, right rear	2 2 2 2 2	
-3	41608-00 52777-02 41608-15 52777-02 52777-04	B.C E B D D E D E	BAFFLE ASSEMBLY - Engine, bottom, left rear BAFFLE ASSEMBLY - Engine, bottom, left rear BAFFLE ASSEMBLY - Engine, bottom, left rear BAFFLE ASSEMBLY - Bottom, left engine BAFFLE ASSEMBLY - Bottom, right engine	2 2 2 1 1	
-4	41927-00 41927-08	C F	BAFFLE ASSEMBLY - Engine, center, rear BAFFLE ASSEMBLY - Engine, center, rear	1 1	
-5	41554-00 41554-02	B E	PLENUM ASSEMBLY - Air filter (complete) PLENUM ASSEMBLY - Air filter (complete)	2 2	
-6	41592-00	B	* BELLCRANK ASSEMBLY - Alternate air door	1	
-7	41574-00	B	* DOOR ASSEMBLY - Alternator air box	1	
-8	83302-13	B	* SPRING - Coil, alternate air box	1	
-9	41704-00		* PLENUM ASSEMBLY - Air filter	1	
-10	418 419 408 811 407 565		SCREW - Cap (1/4-20UNC2A x 1/2 L) WASHER - Lock, shakeproof (1214-00-00-0511) WASHER - (AN960-416)	10 10 10	
-11	415 754 404 910		SCREW - (AN515-832R8) NUT - (MS20365-832C)	4 4	
-12	415 449 404 910		SCREW - (AN526-832R8) NUT - (MS20365-832C)	24 24	
-13	415 449		SCREW - (AN526-832R8)	16	
-14	404 909		NUT - (MS20365-632C)	8	
-15	61402-81		BUSHING	4	
-16	418 418 408 811 407 565		SCREW - Cap (1/4-20UNC2A x 3/4 L) WASHER - Lock, shakeproof (1214-00-00-0511) WASHER - (AN960-416)	4 4 4	
-17	41596-00 52451-00	C F	BRACKET - Air filter attachment BRACKET ASSEMBLY - Air filter attachment	3 3	
-18	460 817		FILTER - Air (P10-6590)	1	
-19	41975-00 71562-03 71562-02	G H H	ROD - Baffle tie ROD - Baffle tie, outboard, left, inboard right ROD - Baffle tie, outboard, right, inboard left	4 2 2	31-5 to 31-8012045 incl 31-8012046 and up 31-8012046 and up
-20	41903-00		BRACKET - Baffle attachment	2	31-5 to 31-195 inclusive
-21	415 450		SCREW - (AN526-832R10)	4	
-22	418 421 408 811 407 565		SCREW - Cap (1/4-20UNC2A x 5/8 L) WASHER - Lock, shakeproof (1214-00-00-0511) WASHER - (AN960-416)	4 4 4	

When ordering always specify Part Number, Description and Serial Number of Aircraft

PIPER PARTS CATALOG

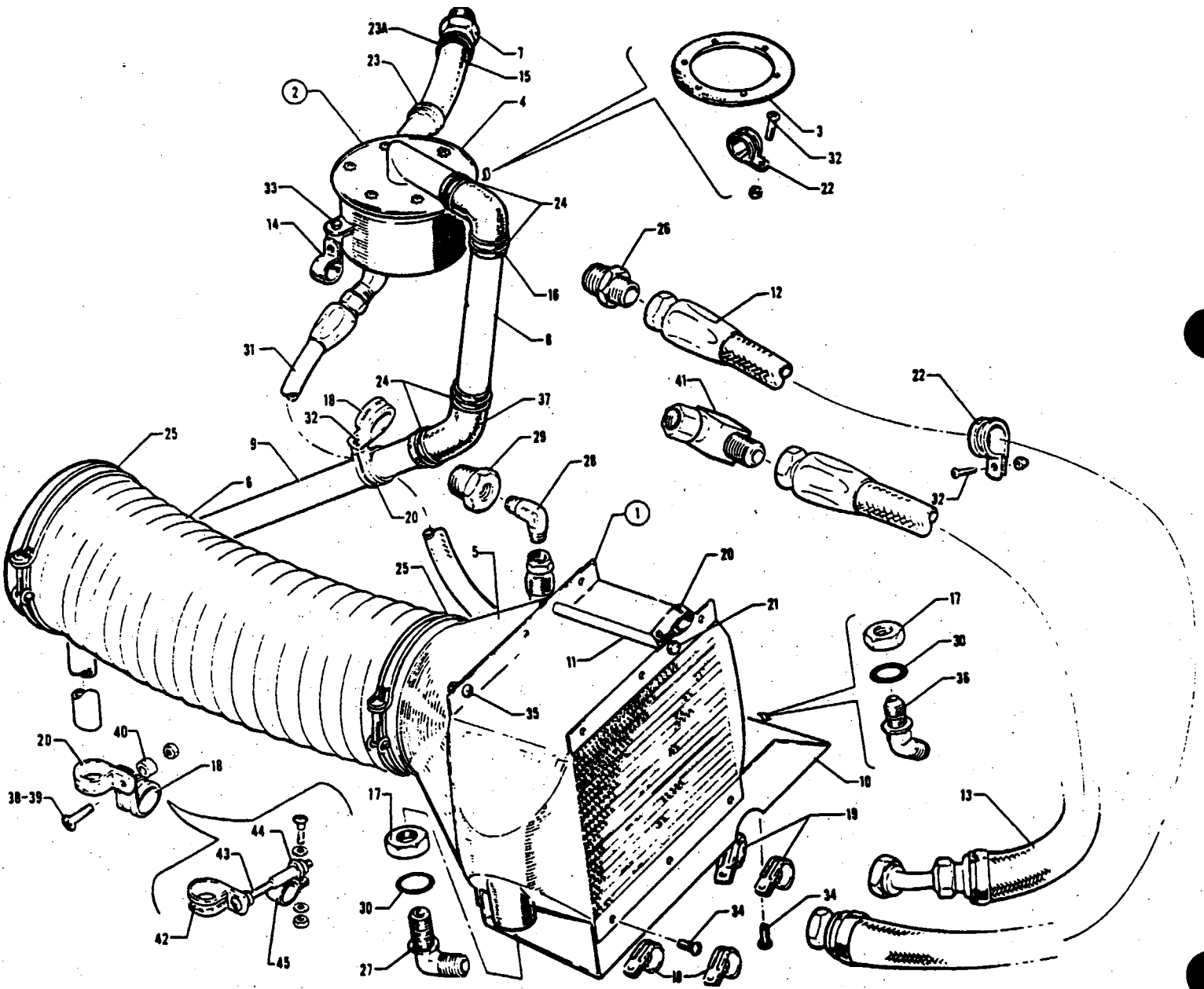


Figure 73 Oil Cooler and Breather System Installation

PIPER PARTS CATALOG

CODE EXPLANATIONS FOR FIGURE 73

- A - Used on PA-31-310 airplanes only
- B - Used on PA-31-325 airplanes only
- C - On PA-31-310 aircraft with serial numbers 31-5 to 31-7812087 inclusive, if left engine oil breather tube has been relocated per Service Letter No 878A, order part for serial numbers 31-8112016 and up
- D - On PA-31-325 aircraft with serial numbers 31-7400990, 31-7512006 to 31-7812087 inclusive, if left engine oil breather tube has been relocated per Service Letter No 878A, order part for serial numbers 31-8112035 and up
- E - Order part for serial numbers 31-8112016 and up for PA-31-310 aircraft or part for serial numbers 31-7812088 to 31-8112034 inclusive for PA-31-325 aircraft if left engine oil breather tube has been relocated per Service Letter No 878A
- F - Also used on PA-31-310 with serial numbers 31-5 to 31-7812087 inclusive if left engine oil breather tube has been relocated per Service Letter No 878A
- G - Also used on PA-31-325 with serial numbers 31-7400990, 31-7512006 to 31-7812087 inclusive if left engine oil breather tube has been relocated per Service Letter No 878A

PIPER PARTS CATALOG

Figure and Index Number	Part Number	Code	NOMENCLATURE	No Req	SERIAL NUMBERS AFFECTED
73-	41735 52654	A B	DRAWING - Oil Cooler and Breather System Installation DRAWING - Oil Cooler and Breather System Installation		
-1	41635-00		COOLER ASSEMBLY - Oil	2	
-2	42409-00		SEPARATOR ASSEMBLY - Oil	2	
-3	42414-00		* GASKET - Oil separator	1	
-4	42422-00		* COVER ASSEMBLY - Oil separator	1	
-5	41579-00	A	DUCT ASSEMBLY - Oil cooler	2	
	52779-00	B	DUCT ASSEMBLY - Oil cooler	2	31-5 to 31-7612070 inclusive
	54927-00	B	DUCT ASSEMBLY - Oil cooler	2	31-7612071 and up
-6	41574-00	A	HOSE - Air duct oil cooler	2	
	48244-02	B	HOSE - Air duct oil cooler	2	
-7	42412-00		ADAPTER - Oil separator	2	
-8	42410-00	A C	TUBE - Crankcase breather vent. left	1	31-5 to 31-8112015 incl
	71830-02	A F	TUBE - Crankcase breather vent. left	1	31-8112016 and up
	42410-00	B D	TUBE - Crankcase breather vent. left	1	31-7400990, 31-7512006 to 31-8112034 incl
	71830-02	B G	TUBE - Crankcase breather vent. left	1	31-8112035 and up
	42410-00		TUBE - Crankcase breather vent. right	1	
-9	42408-00	E	TUBE - Crankcase breather, left engine	1	31-5 to 31-7812087 inclusive
	71014-02	A	TUBE - Crankcase breather, left engine	1	31-7812088 to 31-8112015 incl
	71832-02	A F	TUBE - Crankcase breather, left engine	1	31-8112016 and up
	49449-02	B G	TUBE - Crankcase breather, left engine	1	31-7812088 to 31-8112034 incl
	71832-02	B	TUBE - Crankcase breather, left engine	1	31-8112035 and up
	42408-00		TUBE - Crankcase breather, right engine	1	
-10	41559-00		BRACKET ASSEMBLY - Oil cooler mounting	2	
-11	41572-00		SPACER ASSEMBLY - Oil cooler	2	
-12	39995-05		HOSE - Oil cooler, inlet (30" L)	2	
-13	39995-03	A	HOSE - Oil cooler, outlet (18" L)	2	
	39995-02	B	HOSE - Oil cooler, outlet (26.75" L)	2	
-14	42498-00		CLAMP - Oil separator	2	
-15	82371-104		HOSE - Oil separator	2	
-16	45850-00		ELBOW - Molded, oil separator	2	
-17	477 621		NUT - (AN924-8D)	4	
-18	454 868		CLAMP - (PS10017-2-12)	8	
-19	454 862		CLAMP - (PS10017-2-14)	6	
-20	454 977		CLAMP - (PS10017-2-16)	9	
-21	400 463		BOLT - (AN3-40A)	2	
	407 564		WASHER - (AN960-10)	8	
	404 887		NUT - (MS20365-1032C)	2	
-22	454 933		CLAMP - (PS10017-2-8)	4	
-23	454 997		CLAMP - (SAE TY A-1 1/16)	2	
-23a	554 947		CLAMP - (SAE TY F-10SS)	2	
-24	454 981		CLAMP - (SAE TY A-1 5/16)	8	
-25	554 863	A	CLAMP - (SAE TY A-4 13/16)	4	
	554 848	B	CLAMP - (SAE TY F-96SS)	4	
-26	476 664	A	NIPPLE - (AN816-8D)	2	
-27	41622-00		ELBOW - Special	2	
-28	458 895		ELBOW - (AN822-6D)	2	
-29	453 772		BUSHING - (AN912-9D)	2	
-30	462 031		GASKET - (AN6290-8)	4	
-31	39999-10		HOSE - Separator	2	
-32	411 532		SCREW - (MS35207-263)	4	
	404 887		NUT - (MS20365-1032C)	4	
-33	415 535		SCREW - (MS35206-245)	4	
	404 910		NUT - (MS20365-832C)	4	
-34	411 532		SCREW - (MS35207-263)	20	

When ordering, always specify Part Number, Description and Serial Number of Aircraft

PIPER PARTS CATALOG

Figure and Index Number	Part Number	Code	NOMENCLATURE	No. Req.	SERIAL NUMBERS AFFECTED
73-35	400 438		BOLT - (AN3-4A)	6	
	407 564		WASHER - (AN960-10)	6	
	404 887		NUT - (MS20365-1032C)	6	
-36	458 914		ELBOW - (AN837-8D)	2	
-37	45850-00		ELBOW - Molded, breather vent	2	
-38	415 533		SCREW - (MS35206-243)	2	31-5 to 31-8112034 incl
	415 533		SCREW - (MS35206-243) Right	1	31-8112035 and up
	404 910		NUT - (MS20365-832C)	2	31-5 to 31-8112034 incl
	404 910		NUT - (MS20365-832C) Right	1	31-8112035 and up
-39	411 534		SCREW - (MS35207-265)	2	31-5 to 31-8112034 incl
	411 534		SCREW - (MS35207-265) Right	1	31-8112035 and up
	404 887		NUT - (MS20365-1032C)	2	31-5 to 31-8112034 incl
	404 887		NUT - (MS20365-1032C) Right	1	31-8112035 and up
-40	14843-74		BUSHING - Breather tube	2	31-5 to 31-8112034 incl
	14843-74		BUSHING - Breather tube, right	1	31-8112035 and up
-41	558 898	B	ELBOW - 90 degrees (RASC-2000-8)	2	
-42	44184-04		CLAMP ASSEMBLY - Breather tube, left	1	31-8112035 and up
-43	411 544		SCREW - (MS35207-275) Left	1	31-8112035 and up
	404 224		NUT - (AN315-3R) Left	1	31-8112035 and up
-44	404 887		NUT - (MS20365-1032C) Left	1	31-8112035 and up
-45	454 852		CLAMP - (PS10017-2-18) Left	1	31-8112035 and up

When ordering, always specify Part Number, Description and Serial Number of Aircraft

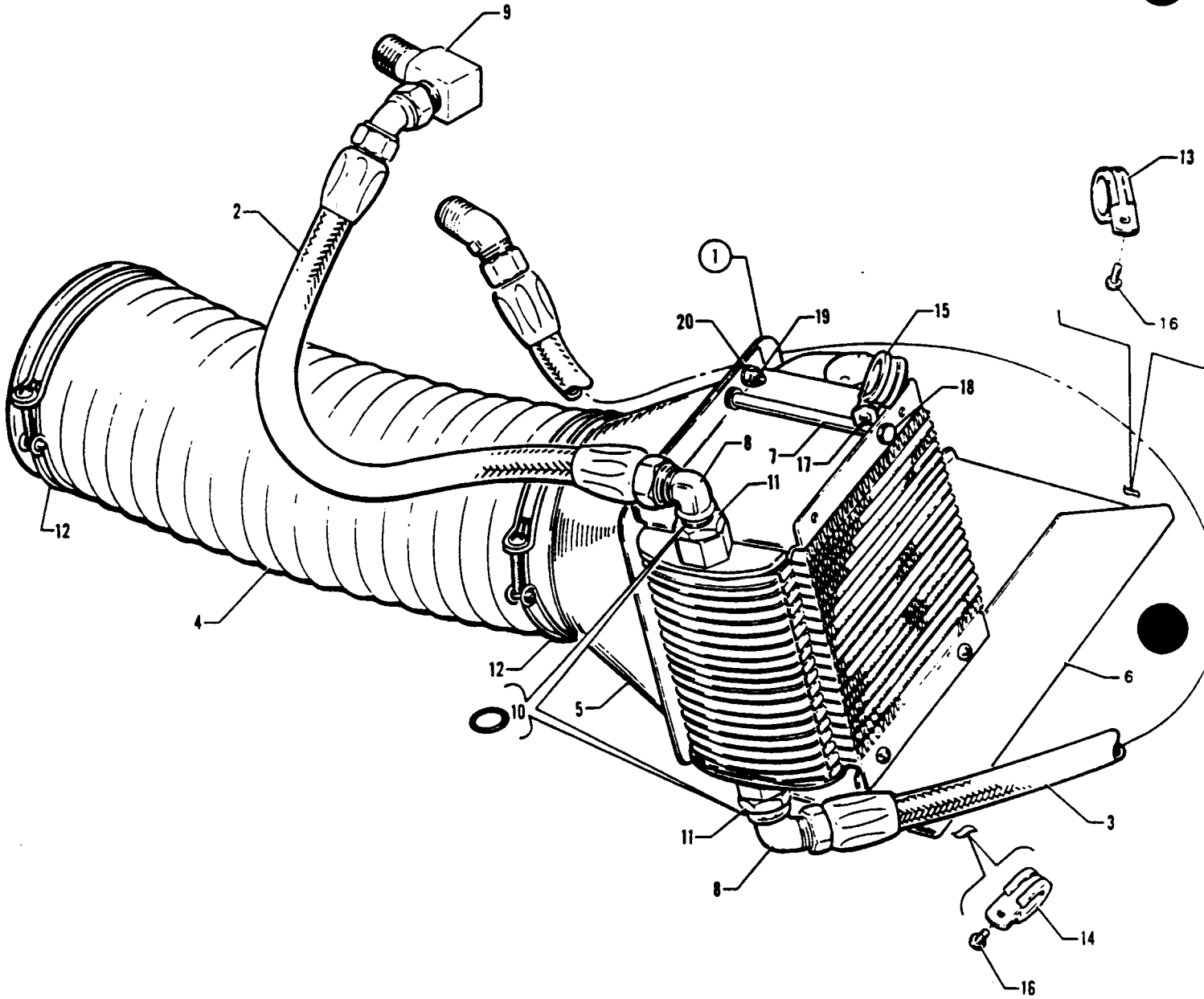


Figure 74 Oil Cooler and Breather System Installation

REVISED JUNE 1984

PIPER PARTS CATALOG

CODE EXPLANATIONS FOR FIGURE 74

PIPER PARTS CATALOG

Figure and Index Number	Part Number	Code	NOMENCLATURE	No. Req.	SERIAL NUMBERS AFFECTED
74-	43373		DRAWING - Oil Cooler and Breather System Installation	1	
-1	43378-00		COOLER ASSEMBLY - Oil	2	
-2	39995-03		HOSE ASSEMBLY - Oil cooler to inlet	2	
-3	39995-05		HOSE ASSEMBLY - Oil cooler to outlet	2	
-4	41574-00		HOSE - Duct, oil cooler air	2	
-5	43358-00		DUCT ASSEMBLY - Oil cooler	2	
-6	43315-00		BRACKET ASSEMBLY - Oil cooler mounting	2	
-7	41572-00		SPACER ASSEMBLY - Oil cooler	2	
-8	458 905		ELBOW - (AN833-8D)	4	
-9	558 928		ELBOW - (A201LC-8)	2	
-10	462 031		GASKET - (AN6290-8)	4	
-11	477 621		NUT - (AN924-8D)	4	
-12	554 863		CLAMP - (H4-1316)	4	
-13	454 862		CLAMP - (A3046S-14-91)	2	
-14	454 868		CLAMP - (A3046S-12-91)	6	
-15	454 977		CLAMP - (A3046S-16-91)	2	
-16	411 532		SCREW - (MS35207-263)	2	
-17	411 532		SCREW - (MS35207-263)	2	
	404 887		NUT - (MS20365-1032C)	2	
-18	400 463		BOLT - (AN3-40A)	2	
	404 887		NUT - (MS20365-1032C)	2	
-19	400 438		BOLT - (AN3-4A)	4	
	407 564		WASHER - (AN960-10)	4	
	404 887		NUT - (MS20365-1032C)	4	
-20	407 564		WASHER - (AN960-10)	AR	

When ordering, always specify Part Number Description and Serial Number of Aircraft

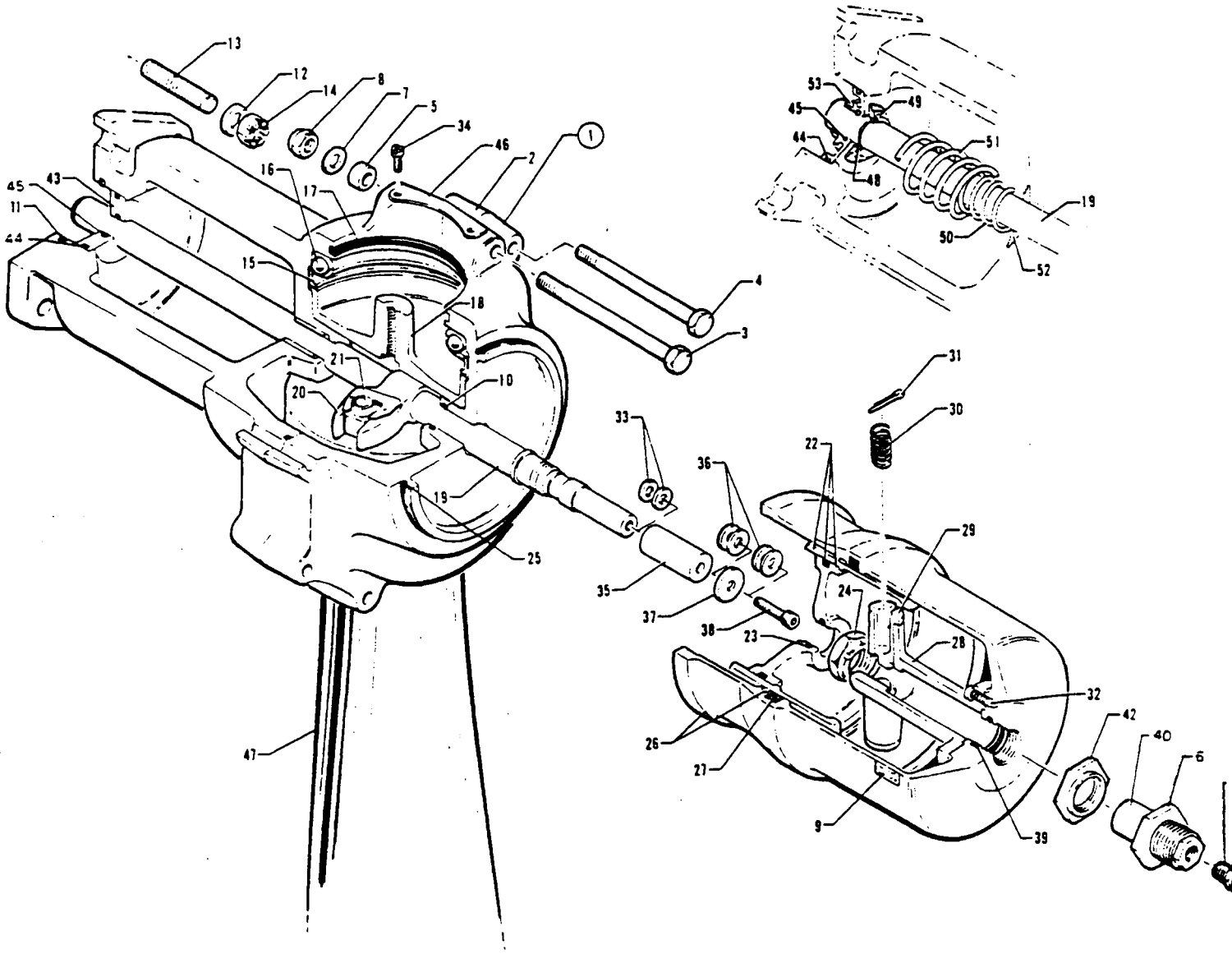


Figure 75. Two Blade Propeller Assembly

2121

REVISED: NOVEMBER 1977

PA-31-36
PA-31-37

PIPER PARTS CATALOG

CODE EXPLANATIONS FOR FIGURE 75

- A - Used with Hartzell Propeller Assembly (HC-E2YK-2B/C8475-4)
- B - Used with Hartzell Propeller Assemblies (HC-E2YR-2B/C8475-4) and (HC-E2YR-2B/C8475A-4)
- C - Used on PA-31-310 airplanes only
- D - Used on PA-31-300 airplanes only
- E - Parts included in Propeller Repair Kit, Part No 756 739
- F - Used with Hartzell Propeller Assemblies (HC-E2YR-2BF/FC8475-4), (HC-E2YR-2B/FC8475A-4), (HC-E2YR-2BTF/FC8475-4) and (HC-E2YR-2BTF/FC8475A-4)
- G - Used with Hartzell Propeller Assemblies (HC-E2YK-2B/C8475-4) and (HC-E2YR-2B/C8475-4)
- H - Used with Hartzell Propeller Assembly (HC-E2YR-2B/C8475-4)
- J - Used with Hartzell Propeller Assemblies (HC-E2YR-2BF/FC8475-4) and (HC-E2YR-2BTF/FC8475-4)
- K - Used with Hartzell Propeller Assemblies (HC-E2YR-2BF/FC8475A-4) and (HC-E2YR-2BTF/FC8475A-4)
- L - Used with Hartzell Propeller Assemblies (HC-E2YR-2BTF/FC8475-4) and (HC-E2YR-2BTF/FC8475A-4)
- M - No longer available Order Fork Unit Part No 754 826 (B-2457-3) and two (2) Blocks Part No. 758 422 (A-2217-4) for replacement
- N - Used with Fork Unit B-2457-2 only
- O - Used on Propeller Assemblies HC-E2YK-2B/C8475-4, HC-E2YR-2B/C8475-4 and HC-E2YR-2B/C8475A-4 if Fork Unit B-2457-2 has been replaced with Fork Unit B-2457-3

PIPER PARTS CATALOG

Figure and Index Number	Part Number	Code	NOMENCLATURE	No. Req.	SERIAL NUMBERS AFFECTED
75-1	757 377	C	PROPELLER ASSEMBLY - Hartzell (HC-E2YR-2BTF/FC8475-4)	2	31-5 to 31-751 inclusive
	757 378	D	PROPELLER ASSEMBLY - Hartzell (HC-E2YR-2BTF/FC8475A-4)	2	
-2	751 981	A	HUB ASSEMBLY - Propeller (D-2477)	1	
	752 006	B	HUB ASSEMBLY - Propeller (D-2477-2)	2	
	755 225	F	HUB ASSEMBLY - Propeller (D-2477-2F)	1	
-3	753 461		BOLT - Hex head (A-2431)	6	
-4	753 462		BOLT - Hex head (A-2433)	4	
-5	756 284		SPACER - (A-2246-4)	4	
-6	752 510		NUT - Check (A-2405-1)	1	
-7	407 567		WASHER - (AN960-616)	10	
-8	752 511	E	NUT - Elastic (A-2043)	10	
-9	46348-07	L	DECAL - Propeller, pressure temperature	1	
-10	752 713	E	"O" RING - Hub (PRP-902-15)	1	
-11	755 800	E	"O" RING - Shaft (PRP-909-6)	1	
-12	407 569	E	WASHER - (AN960-816)	6	
-13	756 295	A	STUD - Flange (A-2247-2)	6	
	757 583	B	STUD - Flange (A-2067)	6	
-14	752 516	A	NUT - Castle (A-2045)	6	
	752 530	B	NUT - Castle (A-2069)	6	
-15	755 968		RING - Bearing guide (A-2204)	2	
-16	753 463		BEARING - Split (A-2202)	2	
-17	755 934	E	"O" RING - Blade (PRP-902-42)	2	
-18	757 249		PLATE UNIT - Preload (A-2256)	2	
-19	756 040		ROD UNIT - Piston (B-2491-4S)	1	
-20	751 820	A,B,M	FORK UNIT - Pitch change (B-2457-2)	1	
	754 826	F	FORK UNIT - Pitch change (A-2217-3)	1	
-21	753 464	N	BLOCK - Pitch change (A-2217-1)	2	
	753 465	N	BLOCK - Pitch change (A-2217-2)	2	
	758 204	F	BLOCK - Pitch change (A-2217-3)	2	
	758 422	O	BLOCK - Pitch change (A-2217-4)	2	
-22	757 250	A	PISTON UNIT - (B-2486)	1	
	757 321	B	PISTON UNIT - (B-3237)	1	
-23	752 713		"O" RING - Piston seal (PRP-902-15)	1	
-24	752 514		NUT - Rod (Esna 52NTE-108)	1	
-25	755 935	E	"O" RING - Cylinder mounting (PRP-909-25)	1	
-26	753 982		CYLINDER UNIT - (B-2423-1)	1	
-27	755 977	E	"O" RING - Cylinder (A-3223)	1	
-28	753 467		BRACKET - High stop (B-2406-1)	1	
-29	757 251		PIN - High stop (A-2407-2)	4	
-30	756 242	E	SPRING - High stop (A-884)	4	
-31	424 061	E	COTTER PIN - High stop (AN380-3-5)	4	
-32	756 286		SCREW - Filister head (AN501A416-10)	4	
-33	756 603		WASHER - High pitch adjustment (A-2435)	AR	
	756 604		WASHER - High pitch adjustment (A-2435-1)	AR	
-34	756 294		SCREW - Weight (AN501-A10-10)	8	
-35	756 289		SLEEVE - High stop (A-2499-10)	1	
-36	407 676		WASHER - (AN960-C516)	AR	
	407 677		WASHER - (AN960-C516L)	AR	
-37	756 606		WASHER - Feathering stop (A-2411-1)	1	
-38	756 291		SCREW - Socket head cap (A-3205)	1	
-39	755 933	E	"O" RING - Stop seal (PRP-914-17)	1	
-40	756 293		LOW STOP - (A-2404-1)	1	
-41	756 510		AIR VALVE - Schrader (A625)	1	
-42	752 515		NUT - Check (A-2405)	1	
-43	757 253		PLUG - Shaft (A-2481)	1	
-44	755 931	E	"O" RING - Plug (PRP-909-4)	1	
-45	755 932	E	"O" RING - Plug (PRP-902-13)	1	
-46	756 607		WEIGHT - Balance (A-2424)	AR	

When ordering, always specify Part Number, Description and Serial Number of Aircraft

PIPER PARTS CATALOG

Figure and Index Number	Part Number	Code	NOMENCLATURE	No. Req.	SERIAL NUMBERS AFFECTED
75-47	758 137	C,G	BLADE - Propeller (C8475-4)	2	
	758 140	D,H	BLADE - Propeller (C8475A-4)	2	
	758 200	C,J	BLADE - Propeller (FC8475-4)	2	
	758 201	D,K	BLADE - Propeller (FC8475A-4)	2	
-48	760 454	L	KEEPER - (A-2272)	1	
-49	762 533	L	RETAINER - Spring (A-2269-1)	1	
-50	762 281	L	SPRING - Feathering (B-2381)	1	
-51	762 282	L	SPRING - Feathering (B-2380)	1	
-52	755 052	L	GUIDE - Spring (A-2293)	1	
-53	757 486	L	PLUG - Shaft (A-2481-3)	1	

When ordering, always specify Part Number, Description and Serial Number of Aircraft

PIPER PARTS CATALOG

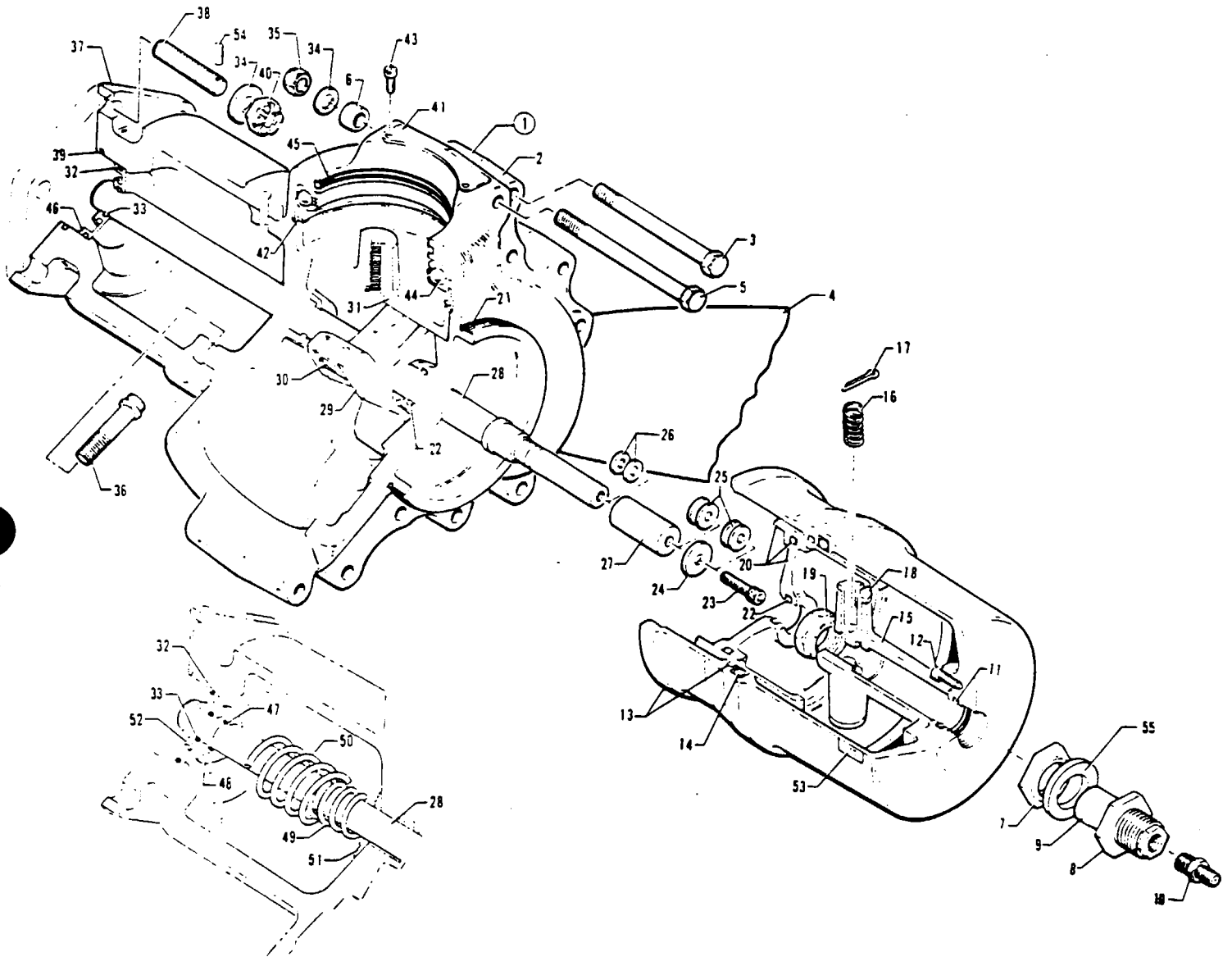


Figure 76 Three-Blade Propeller Assembly

PIPER PARTS CATALOG

CODE EXPLANATIONS FOR FIGURE 76

- A - Parts included in Propeller Repair Kit, Part No. 760 246
- B - Used on aircraft that comply with German Government Requirements.
- C - Used with Hartzell Propeller (HC-E3YR-2/C8468-6R).
- D - Used with Hartzell Propeller (HC-E3YR-2A/C8468-6R).
- E - Used on serial numbers 31-5 to 31-659 inclusive, and 31-661 to 31-751 inclusive.
- F - Also used on serial numbers 31-660, 31-712 to 31-751 inclusive if nacelle wing lockers are installed.
- G - Used with Hartzell Propellers (HC-E3YR-2AF/FC8468-6R) and (HC-E3YR-2ALF/FJC8468-6R).
- H - Used on PA-31-310 airplanes only.
- J - Used on PA-31-325 airplanes only.
- K - Used with Hartzell Propeller (HC-E3YR-2AF/FC8468-6R).
- L - Used with Hartzell Propeller (HC-E3YR-2ALF/FJC8468-6R).
- M - Not available. Order Propeller Part No. 550 965 (HC-E3YR-2ATF/FC8468-6R) which incorporates a Feather Assist Spring Kit. The opposite propeller must also include a Feather Assist Spring Kit per Piper Service Letter No. 753 and Hartzell Service Letter No. 101.
- N - Not available. Order Propeller Part No. 550 966 (HC-E3YR-2ALTFF/JC8468-6R) which incorporates a Feather Assist Spring Kit. The opposite propeller must also include a Feather Assist Spring Kit per Piper Service Letter No. 753 and Hartzell Service Letter No. 101.
- O - Used with Hartzell Propellers (HC-E3YR-2ATF/FC8468-6R), (HC-E3YR-2ALTFF/JC8468-6R), (HC-E3YR-2ATF/FC8468-7R) and (HC-E3YR-2ALTFF/JC8468-7R).
- P - Used on serial numbers 31-7400990, 31-7512006 to 31-7612028 inclusive, and 31-7612030 to 31-7612076 inclusive.

PIPER PARTS CATALOG

Figure and Index Number	Part Number	Code	NOMENCLATURE	No. Req	SERIAL NUMBERS AFFECTED
76-1	757 379	E,H	PROPELLER ASSEMBLY - Hartzell (HC-E3YR-2AF/FC8468-6R)	2	
	550 951	F,H,M	PROPELLER ASSEMBLY - Hartzell (HC-E3YR-2AF/FC8468-6R)	2	31-752 to 31-7612076 inclusive
	550 965	H	PROPELLER ASSEMBLY - Hartzell (HC-E3YR-2ATF/FC8468-6R)	2	31-7612077 and up
	550 951	J,M,P	PROPELLER ASSEMBLY - Hartzell (HC-E3YR-2AF/FC8468-6R)		
			Left	1	
	550 965	J	PROPELLER ASSEMBLY - Hartzell (HC-E3YR-2ATF/FC8468-6R)		
			Left	1	31-7612029, 31-7612077 and up
	550 952	J,N,P	PROPELLER ASSEMBLY - Hartzell (HC-E3YR-2ALF/FJC8468-6R)		
			Right	1	
	550 966	J	PROPELLER ASSEMBLY - Hartzell (HC-E3YR-2ALTF/FJC8468-6R) Right	1	31-7612029, 31-7612077 and up
550 962	B,J	PROPELLER ASSEMBLY - Hartzell (HC-E3YR-2ATF/FC8468-7R)			
		Left	1		
550 963	B,J	PROPELLER ASSEMBLY - Hartzell (HC-E3YR-2ALTF/FJC8468-7R) Right	1		
-2	752 012	C	* HUB ASSEMBLY - Propeller (C-3266-2)	1	
	752 014	D	* HUB ASSEMBLY - Propeller (D-3261-2)	1	
	755 226	G	* HUB ASSEMBLY - Propeller (D-3261-2F)	1	
-3	753 461		* BOLT - Hex head (A-2431)	9	
-4	758 134	C,D	* BLADE - Propeller (C8468-6R)	3	
	758 202	K	* BLADE - Propeller (FC8468-6R)	3	
	758 232	L	* BLADE - Propeller (FJC8468-6R)	3	
-5	753 462		* BOLT - Hex head (A-2433)	6	
-6	757 593		* SPACER - (A-2246-3)	6	
-7	752 515		* NUT - Check (A-2405)	1	
-8	752 510		* NUT - Check (A-2405-1)	1	
-9	756 293		* LOW STOP - (A-2404-1)	1	
-10	756 510		* AIR VALVE - Schrader (A625)	1	
-11	755 933	A	* "O" RING - Stop seal (PRP-914-17)	1	
-12	756 286		* SCREW - Filister head (AN501A416-10)	4	
-13	753 982		* CYLINDER UNIT - (B-2423-1)	1	
-14	755 977	A	* "O" RING - Cylinder (A-3223)	1	
-15	753 467		* BRACKET - High stop (B-2406-1)	1	
-16	756 242	A	* SPRING - High stop (A-884-4)	2	
-17	424 061	A	* COTTER PIN - High stop (AN380-3-5) (MS24665-287)	2	
-18	757 251		* PIN - High stop (A-2407-2)	4	
-19	752 531		* NUT - Flexlock, piston (AN364-1018)	1	
-20	757 250		* PISTON UNIT - (B-2486)	1	
-21	755 935	A	* "O" RING - Cylinder mounting (PRP-909-25)	1	
-22	752 713	A	* "O" RING - Seal (PRP-902-15)	2	
-23	756 291		* SCREW - Socket head cap (A-3205)	1	
-24	756 606		* WASHER - Feathering stop (A-2411-1)	1	
-25	407 676		* WASHER - (AN960-C516)	AR	
	407 677		* WASHER - (AN960-C516L)	AR	
-26	756 603		* WASHER - High pitch adjustment (A-2435)	AR	
	756 604		* WASHER - High pitch adjustment (A-2435-1)	AR	
-27	756 289		* SLEEVE - High stop (A-2499-10)	1	
-28	756 040		* ROD UNIT - Piston (B-2491-4S)	1	
-29	754 808	C,D,K	* FORK - Pitch change (B-3252)	1	
	754 813	L	* FORK - Pitch change (B-3252L)	1	
-30	758 135	C,D	* BLOCK - Pitch change (A-3253)	3	
	758 205	G	* BLOCK - Pitch change (A-3253-2)	3	
-31	757 249		* PLATE UNIT - Preload (B-2256)	3	
-32	755 931	A	* "O" RING - Plug (PRP-909-4)	1	
-33	755 932	A	* "O" RING - Plug (PRP-902-13)	1	
-34	407 567	A	* WASHER - Hub (AN960-616)	15	
-35	752 511	A	* NUT - Elastic (A-2043)	15	
-36	758 136	C	* BOLT - Hub (A-3229) 12 point	6	

When ordering, always specify Part Number, Description and Serial Number of Aircraft

PIPER PARTS CATALOG

Figure and Index Number	Part Number	Code	NOMENCLATURE	No Req	SERIAL NUMBERS AFFECTED
76-37	754 770	C	* EXTENSION - Hub (C-3225-1)	1	
-38	757 583		* STUD - Flange (A-2067)	6	
-39	755 800	A	* O-RING - Shaft (PRP-909-6)	1	
-40	752 530		* NUT - Castle (A-2069)	6	
-41	756 607		* WEIGHT - Balance (A-2424)	AR	
-42	755 968		* RING - Bearing guide (A-2204)	3	
-43	756 294		* SCREW - Weight (AN501-A10-10)	AR	
-44	753 463		* BEARING - Split (A-2202)	2	
-45	755 934	A	* O-RING - Blade (PRP-902-42)	3	
-46	757 253		* PLUG - Shaft (A-2481)	1	
-47	760 454	O	* KEEPER - (A-2272)	1	
-48	762 533	O	* RETAINER - Spring (A-2269-1)	1	
-49	762 281	O	* SPRING - Feathering (B-2381)	1	
-50	762 282	O	* SPRING - Feathering (B-2380)	1	
-51	755 052	O	* GUIDE - Spring (A-2293)	1	
-52	757 486	O	* PLUG - Shaft (A-2481-3)	1	
-53	46348-07	O	* DECAL - Propeller, pressure temperature	1	
-54	763 417		* PIN - Roll (31-S-094-0750)	6	
-55	762 228		* SPACER - (A-169-7)	AR	

When ordering always specify Part Number, Description and Serial Number of Aircraft

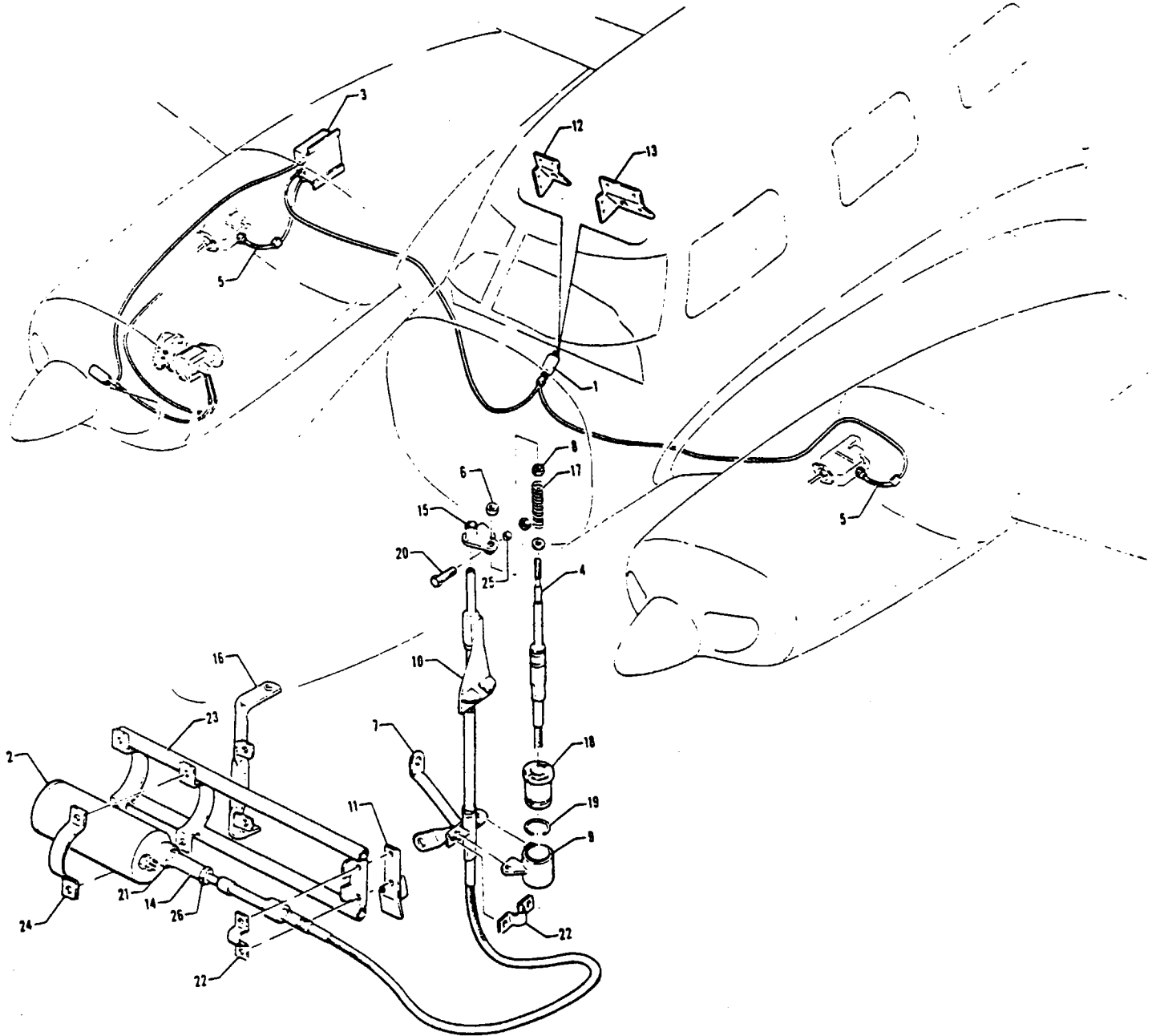


Figure 77. Propeller Synchronizer System Installation

PIPER PARTS CATALOG

CODE EXPLANATIONS FOR FIGURE 77

PIPER PARTS CATALOG

Figure and Index Number	Part Number	Code	NOMENCLATURE	No. Req.	SERIAL NUMBERS AFFECTED
77-	44343		DRAWING - Propeller Synchronizer System Installation		
-1	44350-00		CONTROL HEAD - Propeller synchronizer (555 382)	1	
-2	44342-00		SERVO - Propeller control, phase (486 396)	1	
-3	44341-00		CHASSIS - Electronic propeller control (454 597)	1	
-4	44340-00		CABLE ASSEMBLY - Push pull control, flexible (554 114)	1	
-5	480 647		PICKUP - Magnetic (10-187065-1)	2	
-6	404 835		NUT - (MS20365-1032C)	1	
-7	16604-04		BRACKET ASSEMBLY - Control cable	1	
-8	404 224		NUT - (AN315-3R)	1	
-9	44330-00		BRACKET ASSEMBLY - Fairlead, propeller control	1	
-10	44331-00		BRACKET ASSEMBLY - Propeller control	1	
-11	44335-00		BRACKET - Propeller control support	1	
-12	44338-00		BRACKET - Propeller synchronizer control	1	
-13	44339-00		BRACKET - Propeller synchronizer control	1	
-14	44332-00		ADAPTER - Propeller control cable	1	
-15	44333-00		LINK ASSEMBLY - Propeller control	1	
-16	44334-00		TUBE ASSEMBLY - Propeller control	1	
-17	83302-85		SPRING - Propeller control (587 293)	1	
-18	40701-02		SEGMENT - Cable fairlead	2	
-19	40081-00		RING - Snap, fairlead	1	
-20	401 266		BOLT - (AN3-5A)	1	
	407 565		WASHER - (AN960-416)	1	
	407 584		WASHER - (AN960-10L)	1	
	404 835		NUT - (MS20364-1032C)	1	
-21	404 322		NUT - (AN316-4R)	1	
-22	18219-02		CLAMP - Control cable attachment	2	
-23	44329-00		CLAMP ASSEMBLY - Propeller control	1	
-24	44337-00		CLAMP - Propeller control	2	
-25	49999-29		BUSHING	1	
-26	404 224		NUT - (AN315-3R)	1	

When ordering, always specify Part Number, Description and Serial Number of Aircraft

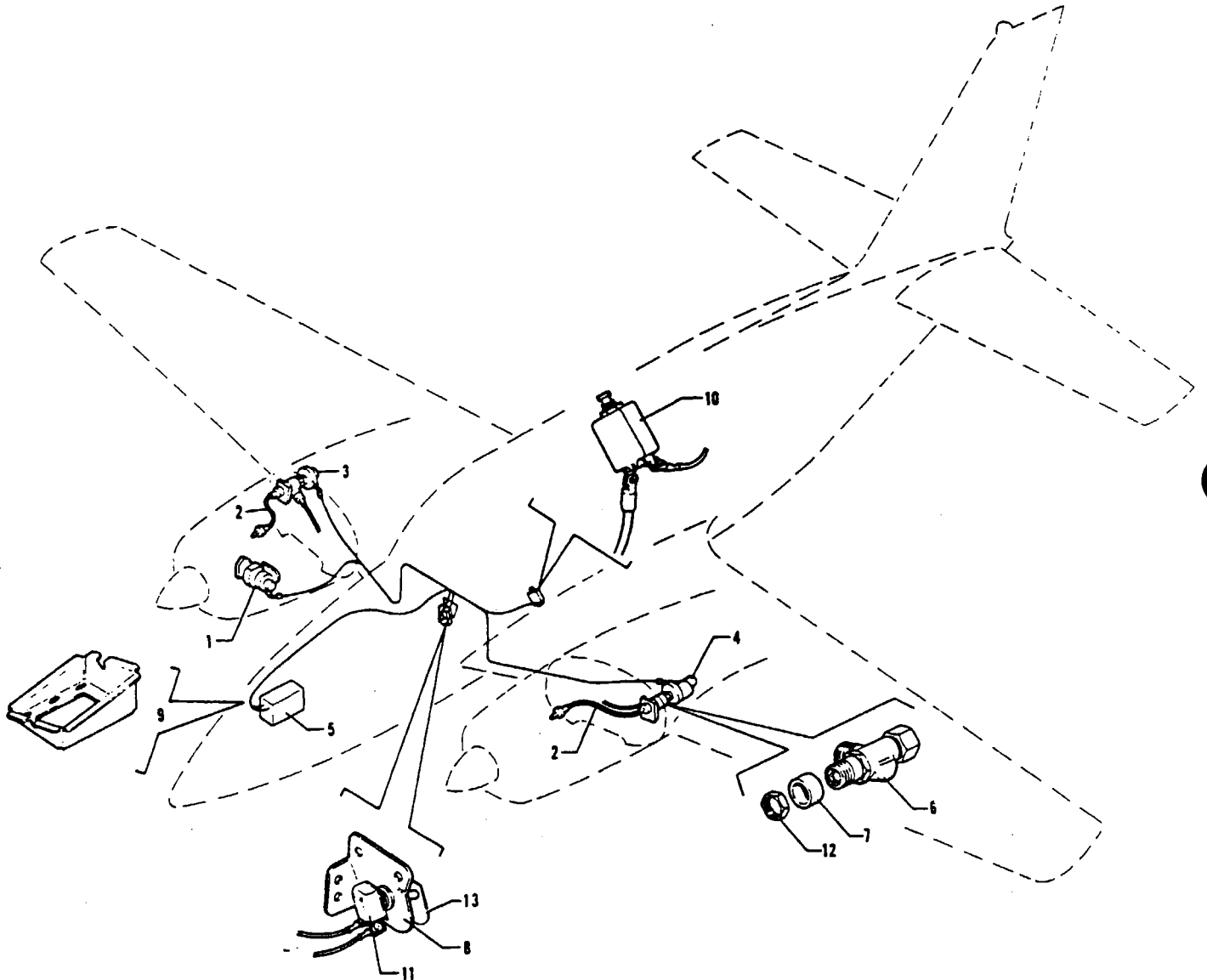


Figure 78 Propeller Synchrophaser System Installation
(Serial Nos 31-5 to 31-7812039 inclusive)

PIPER PARTS CATALOG

CODE EXPLANATIONS FOR FIGURE 78

- A - Not used if RMI is installed
- B - Used if RMI is installed
- C - Used on serial numbers 31-5 to 31-900 inclusive, 31-7300922, 31-7401201 and 31-7401203 If Model TIO-540-A2C engine is installed and Lycoming serial numbers include Suffix "A", order Governor Assembly Part No 24622-18
- D - Used on serial numbers 31-7300901 to 31-7300921 inclusive, 31-7300923 to 31-7401200 inclusive, 31-7401202 and 31-7401204 and up
- E - Used on PA-31-310 airplanes only
- F - Used on PA-31-325 airplanes only

PIPER PARTS CATALOG

Figure and Index Number	Part Number	Code	NOMENCLATURE	No. Req.	SERIAL NUMBERS AFFECTED
78-	52944		DRAWING - Propeller Synchrophaser System Installation		
-1	24622-13	C,E	GOVERNOR ASSEMBLY - Right (F-8-11A)	1	
	24622-19	D,E	GOVERNOR ASSEMBLY - Right (F-8-24)	1	
	24622-14	F	GOVERNOR ASSEMBLY - Right (F-8-24L)	1	
-2	486 630	E	SHAFT ASSEMBLY - Tachometer (PS50044-19)	2	
	486 630	F	SHAFT ASSEMBLY - Tachometer (PS50044-19) left engine	1	
	486 628	F	SHAFT ASSEMBLY - Tachometer (PS50044-17) right engine	1	
-3	757 687		STROBE SENSOR - (C-3966)	1	
-4	757 375		PULSE GENERATOR ASSEMBLY - (B-3956)	1	
-5	757 947		COMPUTER ASSEMBLY - (D-4303)	1	
-6	52785-05		ADAPTER - Dual drive, left engine	1	
	52785-04	E	ADAPTER - Dual drive, right engine	1	
	52785-03	F	ADAPTER - Dual drive, right engine	1	
-7	52788-00		COLLAR - Dual drive adapter	2	
-8	52940-00	A	BRACKET - Propeller synchrophaser control	1	31-5 to 31-7612039 inclusive
	52941-00	B	BRACKET - Propeller synchrophaser control	1	31-5 to 31-7612039 inclusive
	54637-02		BRACKET - Propeller synchrophaser control	1	31-7612040 and up
-9	52939-00		BRACKET ASSEMBLY - Computer mounting	1	
-10	454 656		CIRCUIT BREAKER - (PS50120-3-7) 5 amp	1	
-11	487 790		SWITCH - (110-S-73)	1	
-12	52789-00		NUT - Special	2	
-13	80372-02		PLACARD - Propeller synchrophaser control	1	31-7612040 and up

When ordering, always specify Part Number, Description and Serial Number of Aircraft

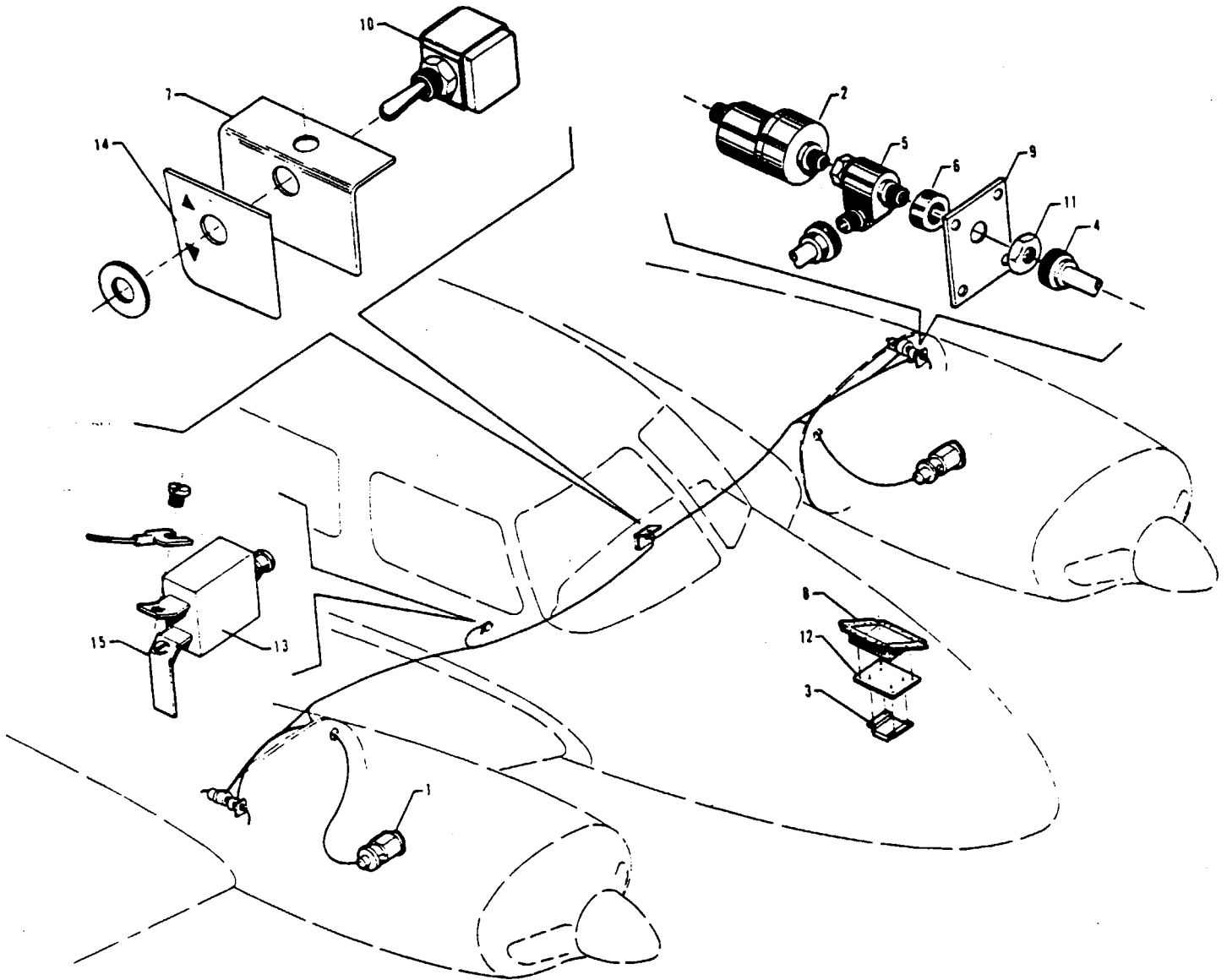


Figure 78A Propeller Synchrophaser System Installation
(Serial Nos 31-7812040 and up)

PIPER PARTS CATALOG

CODE EXPLANATIONS FOR FIGURE 78A

- A - Used on PA-31-310 airplanes only
- B - Used on PA-31-325 airplanes only

PIPER PARTS CATALOG

Figure and Index Number	Part Number	Code	NOMENCLATURE	No. Req.	SERIAL NUMBERS AFFECTED
78A-	49694		DRAWING - Propeller Synchrophaser System Installation		
-1	24622-20	A	GOVERNOR ASSEMBLY - Right (F-8-48)	1	31-7812040 to 31-7912016 incl
	24622-25	A	GOVERNOR ASSEMBLY - Right (F-8-48Z)	1	31-7912017 and up
	24622-21	B	GOVERNOR ASSEMBLY - Right (F-8-48L)	1	31-7812040 to 31-7912016 incl.
	24622-26	B	GOVERNOR ASSEMBLY - Right (F-8-48LZ)	1	31-7912017 and up
-2	763 434		PULSE GENERATOR ASSEMBLY - (A-4478)	2	
-3	763 249		COMPUTER ASSEMBLY - (C-4362-1)	1	
-4	486 630		SHAFT - Tachometer (PS50044-19), left engine	2	
-5	52785-05		ADAPTER - Dual drive, left engine	1	
	52785-03	B	ADAPTER - Dual drive, right engine	1	
	52785-04	A	ADAPTER - Dual drive, right engine	1	
-6	52788-00		COLLAR - Dual drive adapter	2	
-7	54637-02		BRACKET - Propeller synchrophaser control	1	
-8	52939-00		BRACKET ASSEMBLY - Computer mounting	1	
-9	52783-00		REINFORCEMENT - Firewall	1	
-10	487 896		SWITCH - (2FB54-73)	1	
-11	52789-00		NUT - Special	2	
-12	49436-02		PLATE - Computer mounting	1	
-13	454 656		CIRCUIT BREAKER - (PS50120-3-7)	1	
-14	80372-02		PLACARD - Propeller synchrophaser control	1	
-15	16439-00		BAR - Bus	1	

When ordering, always specify Part Number, Description and Serial Number of Aircraft

PIPER PARTS CATALOG

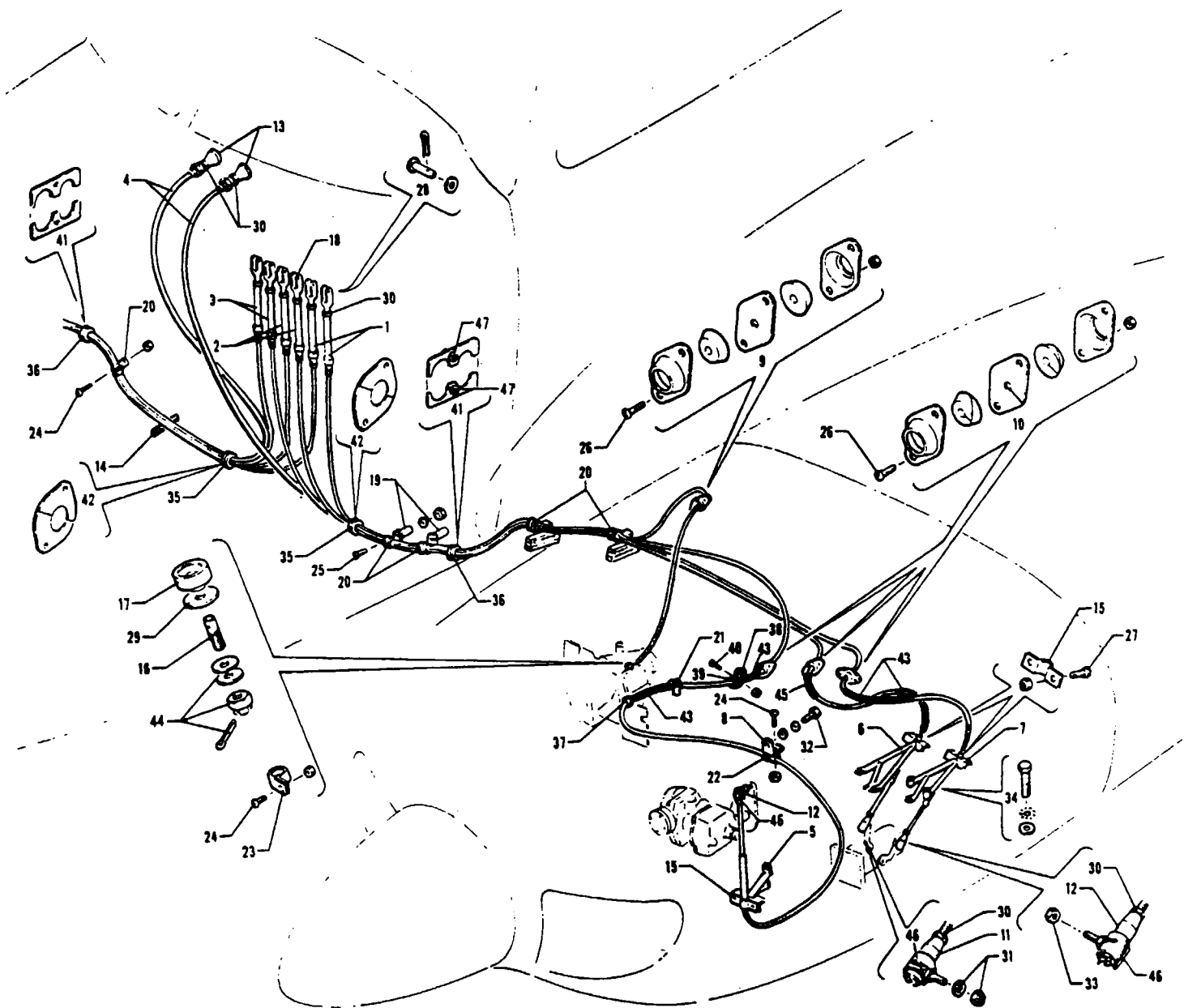


Figure 79. Engine Controls Installation

REVISED: SEPTEMBER 1977

2J14

PA-31-300
PA-31-310
PA-31-325

PIPER PARTS CATALOG

CODE EXPLANATIONS FOR FIGURE 79

- A - Used on PA-31-310 and PA-31-300 airplanes only.
- B - Used on PA-31-325 airplanes only.

PIPER PARTS CATALOG

Figure and Index Number	Part Number	Code	NOMENCLATURE	No. Req.	SERIAL NUMBERS AFFECTED
79-	42116		DRAWING - Engine Controls Installation		
-1	24894-05		CABLE ASSEMBLY - Throttle, left engine	1	
	24894-07		CABLE ASSEMBLY - Throttle, right engine	1	
-2	24894-08		CABLE ASSEMBLY - Propeller pitch, left engine	1	
	24894-09		CABLE ASSEMBLY - Propeller pitch, right engine	1	
-3	24894-05		CABLE ASSEMBLY - Mixture, left engine	1	
	24894-07		CABLE ASSEMBLY - Mixture, right engine	1	
-4	17969-15		CABLE ASSEMBLY - Alternate air	2	
-5	16604-00		BRACKET ASSEMBLY - Propeller pitch control	2	
-6	41368-00	A	BRACKET ASSEMBLY - Support, mixture control	2	
	52469-00	B	BRACKET ASSEMBLY - Support, mixture control	2	
-7	41369-00	A	BRACKET ASSEMBLY - Support, throttle control	2	
	41369-05	B	BRACKET ASSEMBLY - Support, throttle control	2	
-8	42115-00		BRACKET - Support, propeller pitch control	2	
-9	22103-02		PLATE - Firewall seal grommet	4	
	22104-03		GROMMET - Firewall seal	4	
	22105-03		GASKET - Firewall seal	2	
-10	22103-02		PLATE - Firewall seal grommet	12	
	22104-08		GROMMET - Firewall seal	12	
	22105-10		GASKET - Firewall seal	6	
-11	31747-00		JOINT ASSEMBLY - Ball (469 141)	2	
-12	54175-00		JOINT - Ball (BL-103)	4	
-13	571 088		KNOB - Red (3702-S)	2	
-14	149 111		EXTRUSION - Nylon (40-101)	4	
-15	18219-02		CLAMP - Control cable attachment	6	
-16	42809-00	A	STUD - Swivel, alternate air box	2	
	70371-03	B	STUD - Swivel, alternate air box	2	
-17	91193-00	A	FITTING - Swivel, alternate air box	2	
	70371-02	B	FITTING - Swivel, alternate air box	2	
-18	564 757		CLEVIS - (MS35812-1)	6	
-19	80022-114		BUSHING - Engine control cables	2	
-20	454 868		CLAMP - (A3046S-12-91)	9	
-21	454 929		CLAMP - (A4980S-4-91)	2	
-22	454 928		CLAMP - (A4980S-3-91)	4	
-23	454 887		CLAMP - (A4886S-3-1)	2	
-24	417 775		SCREW - (AN520-10R8)	7	
	404 887		NUT - (MS20365-1032C)	7	
-25	411 532		SCREW - (MS35207-263)	2	
	407 564		WASHER - (AN960-10)	2	
	404 887		NUT - (MS20365-1032C)	2	
-26	415 535		SCREW - (MS35206-245)	16	
	404 910		NUT - (MS20365-832C)	16	
-27	415 535		SCREW - (MS35206-245)	12	
	404 833		NUT - (MS20364-832C)	12	
-28	424 177		PIN - (AN393-17)	6	
	407 564		WASHER - (AN960-10)	6	
	424 051		COTTER PIN - (AN380-2-2)	6	
-29	407 585	A	WASHER - (AN960-416L)	2	
-30	404 224		NUT - (AN315-3R)	14	

When ordering, always specify Part Number, Description and Serial Number of Aircraft

PIPER PARTS CATALOG

Figure and Index Number	Part Number	Code	NOMENCLATURE	No. Req.	SERIAL NUMBERS AFFECTED
79-31	407 584		WASHER - (AN960-10L)	2	
	404 835		NUT - (MS20364-1032C)	2	
-32	418 420		SCREW - Cap (1/4-20 NC-3 x 1/2)	2	
	407 044		WASHER - Lock (MS35338-44)	2	
	407 585		WASHER - (AN960-416L)	2	
-33	404 835		NUT - (MS20364-1032C)	2	
-34	418 433		BOLT - (MS35291-13)	4	
	407 127		WASHER - (AN936-B416)	4	
	407 565		WASHER - (AN960-416)	4	
-35	434 172		GROMMET - (AN931-11S-16)	2	
-36	434 171		GROMMET - (AN931-A10S-14)	2	
-37	434 168		GROMMET - (AN931-3S-10)	2	
-38	454 929		CLAMP - (A498CS-4-91) Right engine	1	
-39	554 829		CLAMP - (A3046S-B-91) Right engine	1	
-40	415 535		SCREW - Right engine (MS35206-245)	1	
	404 910		NUT - (MS20365-832C) Right engine	1	
-41	41848-04		PLATE - Cable attachment	4	
-42	41849-00		PLATE - Cable attachment	4	
-43	16633-89		HOSE - Flexible, cable guard	8	
-44	81342-18		WASHER - Swivel, alternate air	1	
	404 392		NUT - (AN320-3)	2	
	424 051		COTTER PIN - (MS24665-132)	2	
-45	16633-37		HOSE - Flexible, cable guard	2	
-46	55447-02		RETAINER - Ball joint	6	
-47	406 863		RIVNUT - (A8K-75)	4	

When ordering, always specify Part Number, Description and Serial Number of Aircraft

PIPER PARTS CATALOG

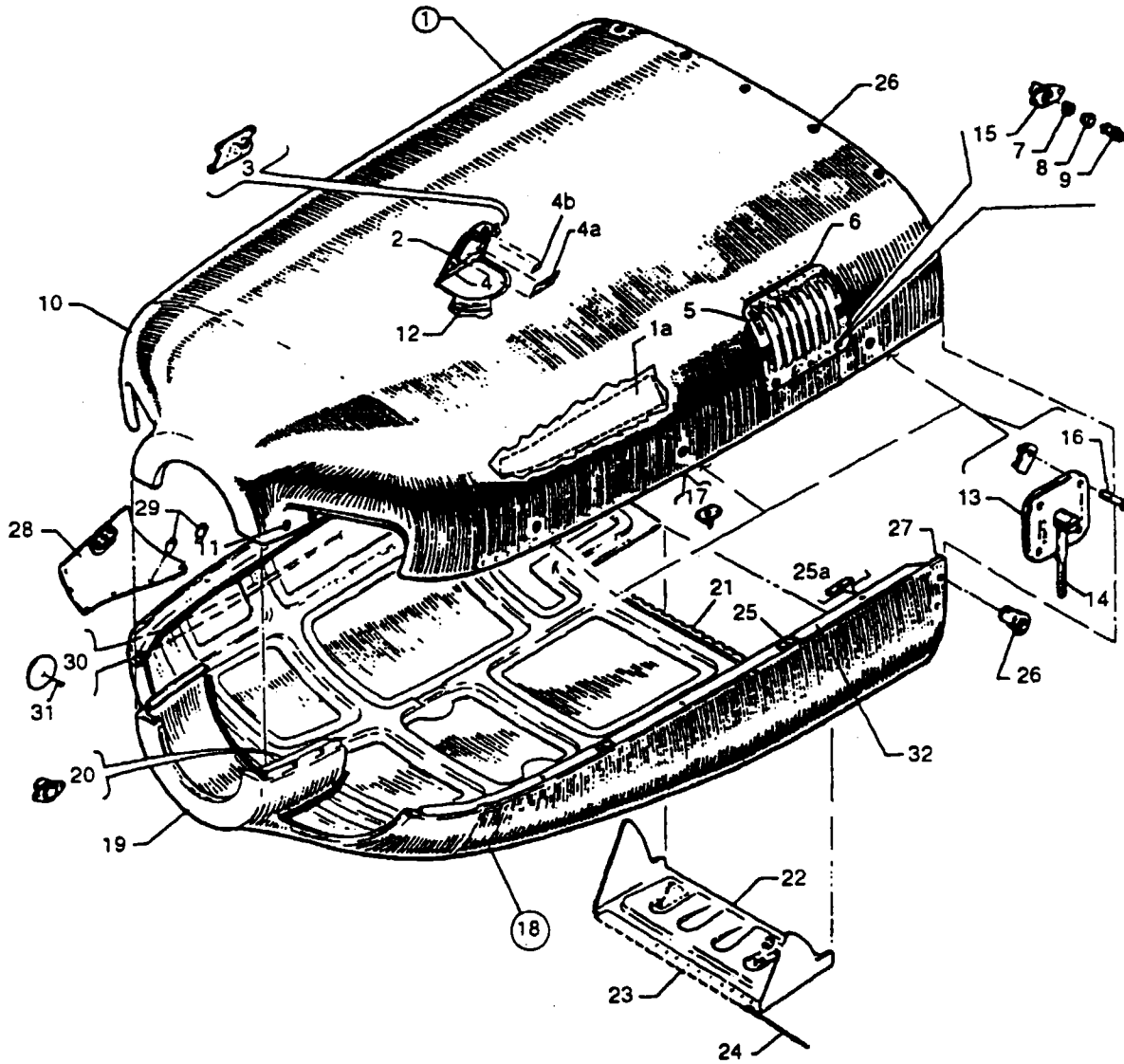


Figure 80 Engine Cowl Installation

PIPER PARTS CATALOG

CODE EXPLANATIONS FOR FIGURE 80

- A - Used on PA-31-310 airplanes only
- B - Used on PA-31-300 airplanes only
- C - Used if air conditioning is not installed
- D - Used if air conditioning is installed
- E - Used on PA-31-310 and PA-31-325 airplanes only
- F - Order part for serial numbers 31-7812088 and up if left engine oil breather tube has been relocated per Service Letter No 878A
- G - Also used on aircraft with serial numbers 31-7300938 to 31-7812087 inclusive if left engine oil breather tube has been relocated per Service Letter No 878A

PIPER PARTS CATALOG

Figure and Index Number	Part Number	Code	Nomenclature	No. Req.	Serial Numbers Affected
80-	42137		DRAWING - Engine Cowl Installation		
-1	41834-06		COWL ASSEMBLY - Upper	2	
-1a	41805-00		* SEAL ASSEMBLY - Engine baffle, left	1	
	41813-00		* SEAL ASSEMBLY - Engine baffle, right	1	
-2	41144-00		* PLATE ASSEMBLY - Oil filler access	1	
-3	472 017		** LATCH - Access plate assembly (KM-610-32)	1	
-4	41143-02		** HINGE - Access plate assembly	1	
-4a	80454-02		** PLACARD - Lubrication	1	
-4b	80455-02		** PLACARD - Oil capacity (12 quart)	1	
-5	41800-00		* LOUVER ASSEMBLY - Top cowl, left	1	
	41800-01		* LOUVER ASSEMBLY - Top cowl, right	1	
-6	41800-05		** HINGE - Louver assembly	1	
-7	484 755		** RING - Snap (R4G)	2	
-8	463 416		** GROMMET - (4002-N)	2	
-9	587 548		** STUD - (4002-3W)	2	
-10	41838-08		* NOSE COWL ASSEMBLY - Upper	1	
-11	487 728		** STUD - (FX10-1558-2P)	4	
-12	43413-00		* PLATE - Cutout reinforcement	1	
-13	565 251		* HOUSING ASSEMBLY - (H767-K868)	6	
-14	553 399		* BOLT - Eye (H897-5)	4	
-15	484 312		* RECEPTACLE - (244-16D)	24	
-16	417 776		* SCREW - (AN520-10R10)	24	
	406 714		* NUT - (RM52LHA4972-10-02)	6	
-17	41812-00		* PIN ASSEMBLY - Cowl	2	
-18	41836-06	B	COWL ASSEMBLY - Lower	1	31-5 to 31-7300937 inclusive
	41836-00	A	COWL ASSEMBLY - Lower, left engine	1	31-7300938 to 31-7812087 incl
	41836-07	E, F	COWL ASSEMBLY - Lower, left engine	1	31-7812088 and up
	41836-09	E, G	COWL ASSEMBLY - Lower, left engine	1	31-5 to 31-7300937 inclusive
	41836-00	A, C	COWL ASSEMBLY - Lower, right engine	1	31-7300938 and up
	41836-07	A, C	COWL ASSEMBLY - Lower, right engine	1	
	52009-00	D, E	COWL ASSEMBLY - Lower, right engine	1	
-19	41838-07	A, C	* NOSE COWL ASSEMBLY - Lower	1	31-5 to 31-7300937 inclusive
	41838-20	A, C	* NOSE COWL ASSEMBLY - Lower	1	31-7300938 and up
	41838-07	D	* NOSE COWL ASSEMBLY - Lower, left	1	31-5 to 31-7300937 inclusive
	41838-20	D	* NOSE COWL ASSEMBLY - Lower, left	1	31-7300938 and up
	44984-00	D	* NOSE COWL ASSEMBLY - Lower, right	1	
-20	484 301		** RECEPTACLE - (FX10-1502)	4	
-21	41829-00		* HINGE HALF - Lower cowl assembly	1	
-22	41803-00	E	* FLAP ASSEMBLY - Cowl	1	
	41803-04	B	* FLAP ASSEMBLY - Cowl	1	
-23	41829-00		** HINGE HALF - Cowl flap assembly	1	
-24	81761-63		* PIN - Hinge, cowl flap actuating	2	
-25	41808-00		* RECEPTACLE - Retainer pin	6	
-25a	406 827		* NUT - Anchor (NAS686A4K)	6	
-26	487 704		STUD - (FX10-1558-1P)	15	
-27	189 743		TAPE - (T-18) 1 inch	7	
-28	53640-02		SHIELD ASSEMBLY - Nose cowl	2	31-5 to 31-7300937 inclusive
-29	53640-05		BUSHING - Shield attachment	4	31-5 to 31-7300937 inclusive
-30	474 658		MIRROR - Left nacelle, inboard (G300L)	1	
-31	415 517		SCREW - (MS35206-227)	1	
-32	41809-00		CHANNEL ASSEMBLY - Left	1	
	41809-01		CHANNEL ASSEMBLY - Right	1	

When ordering, always specify Part Number, Description, and Serial Number of Aircraft

PIPER PARTS CATALOG

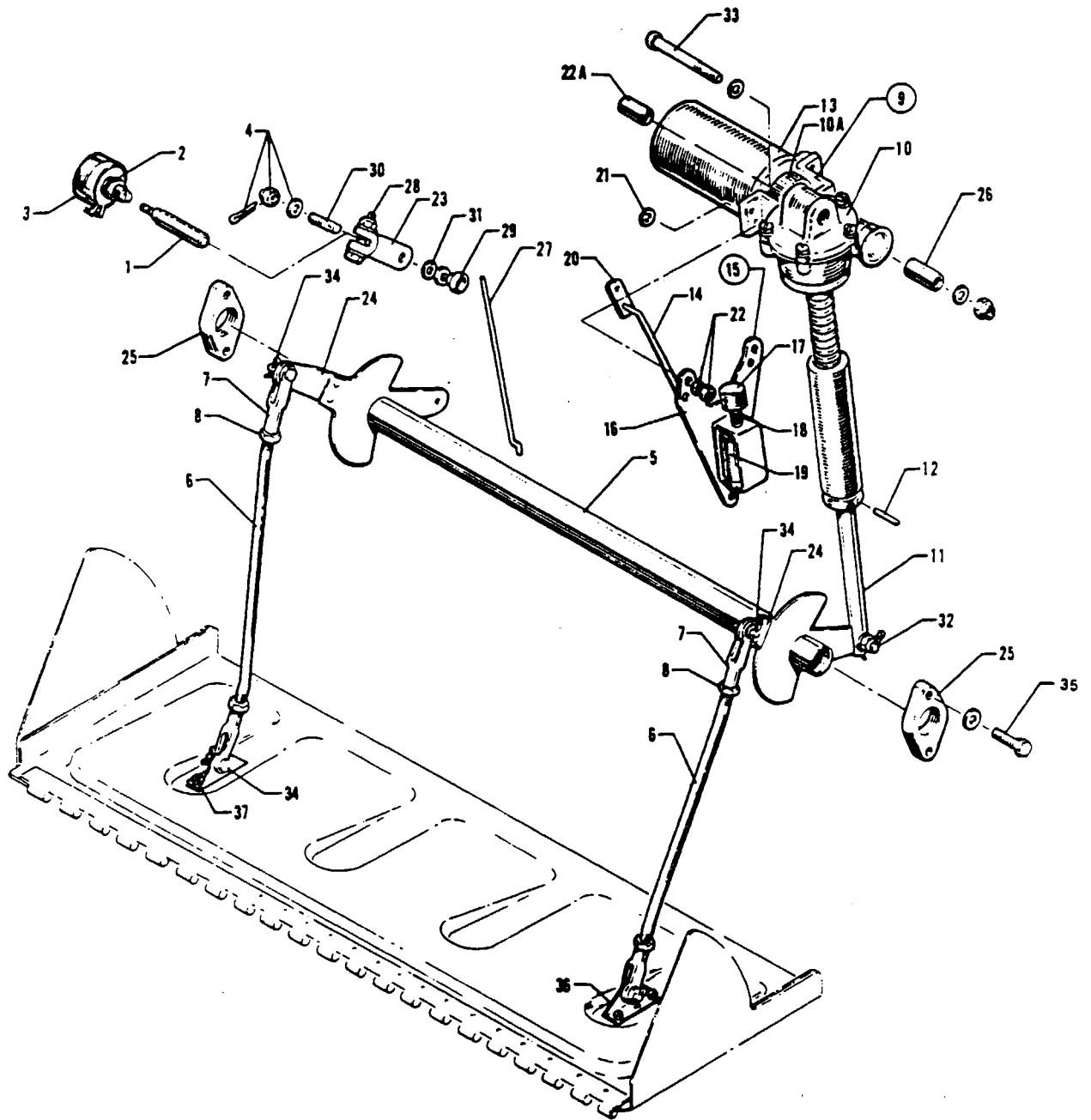


Figure 81. Cowl Flap Actuating Mechanism Installation

PIPER PARTS CATALOG

CODE EXPLANATIONS FOR FIGURE 81

- A - Used on PA-31-310 and PA-31-325 airplanes only.
- B - Used on PA-31-300 airplanes only.
- C - Used on PA-31-325 airplanes with serial numbers 31-7512014, and 31-7512018 and up.
- D - Used on PA-31-300 and PA-31-310. Also used on PA-31-325 with serial numbers 31-7400990, 31-7512006 to 31-7512013 inclusive, and 31-7512015 to 31-7512017 inclusive.

PIPER PARTS CATALOG

Figure and Index Number	Part Number	Code	NOMENCLATURE	No Req.	SERIAL NUMBERS AFFECTED
81-	42089 53451	D C	DRAWING - Cowl Flap Actuating Mechanism Installation DRAWING - Cowl Flap Actuating Mechanism Installation		
-1	40958-00		SHAFT - Rheostat, cowl flap actuating	2	
-2	407 143		WASHER - (AN936-B616)	2	
-3	41229-00		RHEOSTAT - Cowl flap actuating	2	
-4	407 584		WASHER - (AN960-10L)	2	
	404 100		NUT - (AN310-3)	2	
	424 051		COTTER PIN - (MS24665-132)	2	
-5	41807-00	A	TUBE ASSEMBLY - Torque, cowl flap	2	
	41807-04	B	TUBE ASSEMBLY - Torque, cowl flap	2	
-6	41817-00	D	ROD ASSEMBLY - Cowl flap	4	
	41817-05	C	ROD ASSEMBLY - Cowl flap, inboard left, outboard right	2	
	53417-00	C	ROD ASSEMBLY - Cowl flap, inboard right, outboard left	2	
-7	454 901		* CLEVIS - (AN486-4)	2	
-8	404 322		* NUT - Check (AN316-4R)	2	
-9	42574-00		TRANSMISSION ASSEMBLY - Cowl flap actuating, complete	2	
-10	53801-02		* TRANSMISSION ASSEMBLY - Cowl flap actuating (489 412)	1	
-10a	757 833		* * COUPLING - Transmission	1	
-11	42904-00		* ROD - Transmission push	1	
-12	480 740		* PIN - Roll (59-012-062-1000) (062 width)	1	
	480 707		* PIN - Roll (59-022-094-1000) (094 width)	1	
-13	475 194		* MOTOR - Flap actuating (MO581177A)	1	
-14	21418-02		* ROD - Motor brake support	1	
-15	24948-02		* BRAKE AND ARM ASSEMBLY - (Complete)	1	
-16	24932-00		* * ARM - Spring attachment	1	
-17	24933-00		* * PLUNGER - Brake solenoid	1	
-18	83302-61		* * SPRING - Solenoid plunger	1	
-19	487 158		* * SOLENOID - Motor brake	1	31-5 to 31-264 inclusive
	43988-03		* * SOLENOID - Motor brake	1	31-265 and up
-20	60054-18		* LINK - Spring attachment	1	
-21	407 564		* WASHER - (AN960-10)	2	
-22	407 104		* WASHER - (AN935-10)	2	
	405 312		* NUT - (10-32 Hex)	2	
-22a	42129-23		* BUSHING - Cowl flap actuating	1	
-23	42785-00		ARM - Potentiometer actuator	2	
-24	43558-00	D	EXTENSION ASSEMBLY - Actuator arm	4	
-25	41820-00		BEARING - Torque tube	4	
-26	42129-02		BUSHING - Cowl flap actuating	2	
-27	22470-14		CONTROL WIRE - Potentiometer connecting	2	
-28	416 094		SCREW - (AN500-6-12)	2	
	404 909		NUT - (MS20365-632C)	2	
-29	91193-00		FITTING - Swivel	2	
	407 565		WASHER - (AN960-416)	2	
-30	42809-00		STUD - Swivel, potentiometer actuating	2	
-31	408 803		WASHER - Spring (3515-14-06)	2	
-32	400 054		BOLT - (AN3-7)	2	
	407 584		WASHER - (AN960-10L)	2	
	404 100		NUT - (AN310-3)	2	
	424 051		COTTER PIN - (MS24665-132)	2	
-33	401 274		BOLT - (AN3-15A)	2	
	407 584		WASHER - (AN960-10L)	2	
	407 564		WASHER - (AN960-10)	2	
	407 567		WASHER - (AN960-616)	2	
	407 587		WASHER - (AN960-616L)	4	
	404 887		NUT - (MS20365-1032C)	2	

When ordering, always specify Part Number, Description and Serial Number of Aircraft

PIPER PARTS CATALOG

Figure and Index Number	Part Number	Code	NOMENCLATURE	No. Req.	SERIAL NUMBERS AFFECTED
81-34	424 174		PIN - Clevis (MS20392-2C11)	8	
	407 584		WASHER - (AN960-10L)	8	
	424 051		COTTER PIN - (MS24665-132)	8	
-35	401 307		BOLT - (AN4-4A)	8	
	407 105		WASHER - (AN935-416)	8	
-36	41804-00	D	BRACKET ASSEMBLY	4	
	53423-00	C	BRACKET ASSEMBLY - Inboard left, outboard right	2	
	53423-01	C	BRACKET ASSEMBLY - Inboard right, outboard left	2	
-37	415 535		SCREW - (MS35206-245)	8	
	404 910		NUT - (MS20365-832C)	8	

When ordering, always specify Part Number, Description and Serial Number of Aircraft

PIPER PARTS CATALOG

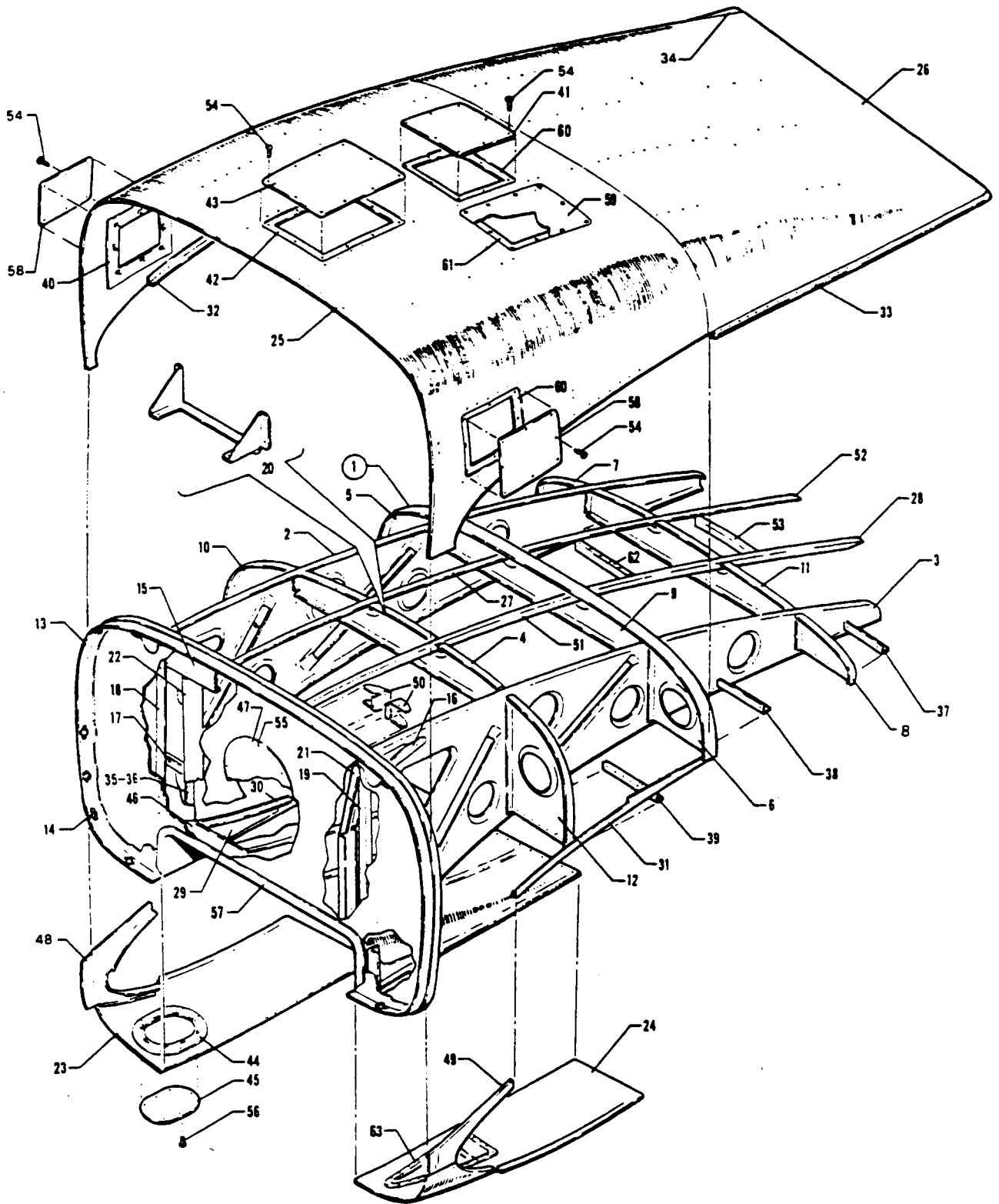


Figure 82. Nacelle Installation
(Used if Nacelle Wing Lockers are not installed)

PIPER PARTS CATALOG

CODE EXPLANATIONS FOR FIGURE 82

- A - Used on PA-31-310 airplanes only.
- B - Used on PA-31-300 airplanes only.
- C - Used on serial numbers 31-46, 31-86, 31-109, 31-126, 31-228 and 31-230 and up. Also used on serial numbers 31-5 to 31-45, 31-47 to 31-85, 31-87 to 31-108, 31-110 to 31-125, 31-127 to 31-227 and 31-229 inclusive if Kit 760 200 has been installed per Service Letter No. 509.

PIPER PARTS CATALOG

Figure and Index Number	Part Number	Code	Nomenclature	No. Req.	Serial Numbers Affected
82-	41160		DRAWING - Nacelle Installation		
-1	41159-00	A	FRAME ASSEMBLY - Left nacelle	1	
	41159-02	B	FRAME ASSEMBLY - Left nacelle	1	
	41159-01	A	FRAME ASSEMBLY - Right nacelle	1	
	41159-03	B	FRAME ASSEMBLY - Right nacelle	1	
-2	44374-00		* BULKHEAD ASSEMBLY - Longitudinal, wing, Sta. 65.69, left nacelle	1	
	44374-01		* BULKHEAD ASSEMBLY - Longitudinal, wing, Sta. 65.69, right nacelle	1	
-3	44373-00		* BULKHEAD ASSEMBLY - Longitudinal, wing, Sta. 89.31, left nacelle	1	
	44373-01		* BULKHEAD ASSEMBLY - Longitudinal, wing, Sta. 89.31, right nacelle	1	
-4	41157-00		* BULKHEAD ASSEMBLY - Nacelle, Sta. 127.50	1	
-5	41152-00		* BULKHEAD ASSEMBLY - Inboard, Sta. 143.50, left nacelle	1	
	41152-01		* BULKHEAD ASSEMBLY - Inboard, Sta. 143.50, right nacelle	1	
-6	41154-00		* BULKHEAD ASSEMBLY - Outboard, Sta. 143.50, left nacelle	1	
	41154-01		* BULKHEAD ASSEMBLY - Outboard, Sta. 143.50, right nacelle	1	
-7	44065-00		* BULKHEAD ASSEMBLY - Inboard, Sta. 160.50, left nacelle	1	
	44065-01		* BULKHEAD ASSEMBLY - Inboard, Sta. 160.50, right nacelle	1	
-8	44063-00		* BULKHEAD - Outboard, Sta. 160.50, left nacelle	1	
	44063-01		* BULKHEAD - Outboard, Sta. 160.50, right nacelle	1	
-9	41153-00		* BULKHEAD ASSEMBLY - Nacelle, Sta. 143.50	1	
-10	41156-00		* BULKHEAD - Inboard, Sta. 127.50, left nacelle	1	
	41156-01		* BULKHEAD - Inboard, Sta. 127.50, right nacelle	1	
-11	41148-00		* BULKHEAD - Center, Sta. 160.50, left nacelle	1	
	41148-01		* BULKHEAD - Center, Sta. 160.50, right nacelle	1	
-12	41158-00		* BULKHEAD - Outboard, Sta. 127.50, left nacelle	1	
	41158-01		* BULKHEAD - Outboard, Sta. 127.50, right nacelle	1	
-13	40676-13		* FIREWALL ASSEMBLY - Sta. 111.50, left nacelle	1	
	40676-14		* FIREWALL ASSEMBLY - Sta. 111.50, right nacelle	1	
-14	484 301		** RECEPTACLE - (FX10-1502)	15	
	40496-00		** BRACKET - Receptacle mounting	15	
-15	40677-00		* CHANNEL - Firewall reinforcement	1	
-16	40553-00		* BRACKET ASSEMBLY - Engine mount attachment, outboard top and inboard bottom	2	
	40553-01		* BRACKET ASSEMBLY - Engine mount attachment, inboard top and outboard bottom	2	
-17	40668-00		* BRACKET - Hydraulic filter support	2	
-18	41632-00		* ANGLE - Nacelle longitudinal bulkhead, inboard	1	
-19	41587-00		* ANGLE - Nacelle longitudinal bulkhead, outboard	1	
-20	43053-00		* BRACKET - Air filter	1	
-21	41815-00		* BRACKET ASSEMBLY - Torque tube support, left	1	
	41815-01		* BRACKET ASSEMBLY - Torque tube support, right	1	
-22	41819-00		* BRACKET - Torque tube support, left	1	
	41819-01		* BRACKET - Torque tube support, right	1	

When ordering, always specify Part Number, Description, and Serial Number of Aircraft

PIPER PARTS CATALOG

Figure and Index Number	Part Number	Code	NOMENCLATURE	No. Req.	SERIAL NUMBERS AFFECTED
82-23	41667-08		SKIN - Bottom inboard, left nacelle	1	
	41667-09		SKIN - Bottom inboard, right nacelle	1	
-24	41667-06		SKIN - Bottom outboard, left nacelle	1	
	41667-07		SKIN - Bottom outboard, right nacelle	1	
-25	41667-04		SKIN - Forward, left nacelle	1	
	41667-05		SKIN - Forward, right nacelle	1	
-26	41667-02		SKIN - Aft, left nacelle	1	
	41667-03		SKIN - Aft, right nacelle	1	
-27	42315-04		STRINGER - Inboard, left nacelle	1	
	42315-05		STRINGER - Inboard, right nacelle	1	
-28	42315-06		STRINGER - Inboard, left nacelle	1	
	42315-07		STRINGER - Inboard, right nacelle	1	
-29	40667-00		ANGLE - Shear plate mounting, left nacelle, Sta. 89.31	1	
	40667-01		ANGLE - Shear plate mounting, right nacelle, Sta. 89.31	1	
-30	40670-00		ANGLE - Shear plate mounting, left nacelle, Sta. 65.69	1	
	40670-01		ANGLE - Shear plate mounting, right nacelle, Sta. 65.69	1	
-31	41665-02		ANGLE ASSEMBLY - Skin attachment, outboard, left nacelle	1	
	41665-03		ANGLE ASSEMBLY - Skin attachment, outboard, right nacelle	1	
-32	41665-04		ANGLE ASSEMBLY - Skin attachment, inboard, left nacelle	1	
	41665-05		ANGLE ASSEMBLY - Skin attachment, inboard, right nacelle	1	
-33	41666-02		ANGLE - Skin attachment, outboard, left nacelle	1	
	41666-03		ANGLE - Skin attachment, outboard, right nacelle	1	
-34	41666-04		ANGLE - Skin attachment, inboard, left nacelle	1	
	41666-05		ANGLE - Skin attachment, inboard, right nacelle	1	
-35	42297-00		ANGLE - Longitudinal bulkhead, outboard, left nacelle	1	
	42297-01		ANGLE - Longitudinal bulkhead, outboard, right nacelle	1	
-36	42298-00		ANGLE - Longitudinal bulkhead, inboard, left nacelle	1	
	42298-01		ANGLE - Longitudinal bulkhead, inboard, right nacelle	1	
-37	41146-00		ANGLE - Nacelle bulkhead attachment, Sta. 160.50	4	
-38	41150-00		ANGLE - Nacelle bulkhead attachment, Sta. 143.50	4	
-39	41155-02		ANGLE - Nacelle bulkhead attachment, Sta. 127.50	4	
-40	17315-00		PLATE ASSEMBLY - Access hole reinforcement, nacelle	4	
-41	17316-00		PLATE - Access hole cover, nacelle	2	
-42	40679-00		PLATE ASSEMBLY - Access hole reinforcement, nacelle	2	
-43	40678-00		PLATE - Access hole cover, nacelle	2	
-44	20372-03		PLATE ASSEMBLY - Access hole reinforcement, nacelle	2	
-45	20370-00		PLATE - Access hole cover, nacelle	2	
-46	40671-00		PLATE ASSEMBLY - Firewall shear, inboard, left nacelle	1	
	40671-01		PLATE ASSEMBLY - Firewall shear, inboard, right nacelle	1	
-47	40675-00		PLATE - Firewall access cover	2	
-48	41663-00		PLATE - Inboard skin attachment, left nacelle	1	
	41663-01		PLATE - Inboard skin attachment, right nacelle	1	
-49	41664-00		PLATE - Outboard skin attachment, left nacelle	1	
	41664-01		PLATE - Outboard skin attachment, right nacelle	1	
-50	41810-00		BRACKET - Transmission mounting	4	
-51	42315-02		STRINGER - Outboard, left nacelle	1	
	42315-03		STRINGER - Outboard, right nacelle	1	
-52	42315-08		STRINGER - Outboard, left nacelle	1	
	42315-09		STRINGER - Outboard, right nacelle	1	
-53	42315-10		STRINGER - Nacelle, Sta. 170.50	2	
-54	414 763		SCREW - (AN507-832R8)	78	
-55	415 518		SCREW - (MS35208-22B)	24	
-56	414 762		SCREW - (AN507-832R10)	16	

When ordering, always specify Part Number, Description and Serial Number of Aircraft

PIPER PARTS CATALOG

Figure and Index Number	Part Number	Code	NOMENCLATURE	No. Req.	SERIAL NUMBERS AFFECTED
82-57	41604-00		SHIELD ASSEMBLY - Exhaust heat, left nacelle	1	
	41604-01		SHIELD ASSEMBLY - Exhaust heat, right nacelle	1	
-58	43082-00		PLATE ASSEMBLY - Access hole cover, inboard, nacelle	2	31-5 to 31-7912124 incl
	70316-02		PLATE ASSEMBLY - Outlet, condenser air, outboard, nacelle	2	31-8012001 and up
	17316-00		PLATE - Access hole cover, outboard, nacelle	2	
-59	40678-00		PLATE - Access hole cover, right nacelle	1	
-60	43102-00		PLATE ASSEMBLY - Access hole reinforcement, right nacelle	1	
	17315-04		PLATE ASSEMBLY - Access hole reinforcement, left nacelle	1	
-61	40679-00		PLATE ASSEMBLY - Access hole reinforcement, right nacelle	1	
-62	44118-00		STRINGER - Nacelle reinforcement	2	
-63	43894-00	C	INLET ASSEMBLY - Air, recessed	2	

When ordering, always specify Part Number, Description and Serial Number of Aircraft

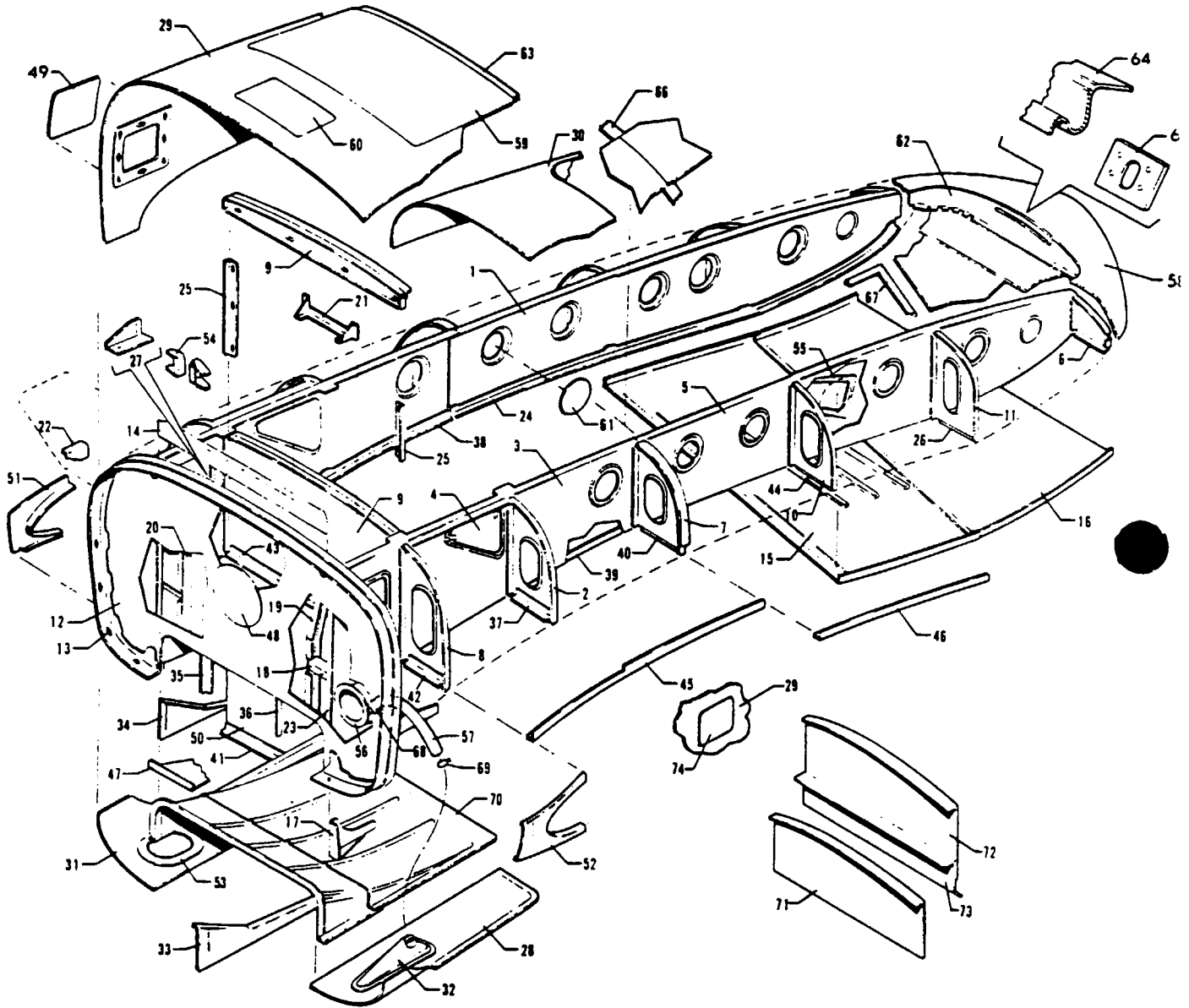


Figure 83 Nacelle Installation
 (Used if Nacelle Wing Lockers are installed)

REVISED SEPTEMBER 1980

2K6

PA-31-310
 PA-31-325

PIPER PARTS CATALOG

CODE EXPLANATIONS FOR FIGURE 83

- A - Used if Nacelle Fuel System (Nayak) is not installed
- B - Used if Nacelle Fuel System (Nayak) is installed

PIPER PARTS CATALOG

Figure and Index Number	Part Number	Code	NOMENCLATURE	No. Req.	SERIAL NUMBERS AFFECTED
83-	44455		DRAWING - Nacelle Installation		31-660, 31-712 and up
-1	44495-00		FRAME ASSEMBLY - Left nacelle	1	
	44495-01		FRAME ASSEMBLY - Right nacelle	1	
-2	44494-00		BULKHEAD ASSEMBLY - Inboard, Sta. 135, left nacelle	1	
	44494-01		BULKHEAD ASSEMBLY - Inboard, Sta. 135, right nacelle	1	
	44419-02		BULKHEAD - Outboard, Sta. 135, left nacelle	1	
	44419-03		BULKHEAD - Outboard, Sta. 135, right nacelle	1	
-3	44437-04		BULKHEAD ASSEMBLY - Inboard, longitudinal, left nacelle	1	
	44437-05		BULKHEAD ASSEMBLY - Inboard, longitudinal, right nacelle	1	
	44438-04		BULKHEAD ASSEMBLY - Outboard, longitudinal, left nacelle	1	
	44438-05		BULKHEAD ASSEMBLY - Outboard, longitudinal, right nacelle	1	
-4	44441-00		COVER ASSEMBLY - Bulkhead, left nacelle, outboard	1	
	44441-01		COVER ASSEMBLY - Bulkhead, left nacelle, inboard	1	
-5	44437-06		BULKHEAD - Inboard, longitudinal, left nacelle	1	
	44437-07		BULKHEAD - Inboard, longitudinal, right nacelle	1	
	44438-06		BULKHEAD - Outboard, longitudinal, left nacelle	1	
	44438-07		BULKHEAD - Outboard, longitudinal, right nacelle	1	
-6	44457-00		BULKHEAD - Inboard, Sta. 210, left nacelle	1	
	44457-01		BULKHEAD - Inboard, Sta. 210, right nacelle	1	
	44458-00		BULKHEAD - Outboard, Sta. 210, left nacelle	1	
	44458-01		BULKHEAD - Outboard, Sta. 210, right nacelle	1	
-7	44461-00		BULKHEAD ASSEMBLY - Inboard, Sta. 154, left nacelle	1	
	44461-01		BULKHEAD ASSEMBLY - Inboard, Sta. 154, right nacelle	1	
	44462-04		BULKHEAD ASSEMBLY - Outboard, Sta. 154, left nacelle	1	
	44462-05		BULKHEAD ASSEMBLY - Outboard, Sta. 154, right nacelle	1	
-8	44474-08		BULKHEAD - Inboard, Sta. 121, left nacelle	1	
	44474-09		BULKHEAD - Inboard, Sta. 121, right nacelle	1	
	44474-02		BULKHEAD - Outboard, Sta. 121, left nacelle	1	
	44474-03		BULKHEAD - Outboard, Sta. 121, right nacelle	1	
-9	44474-06		BULKHEAD ASSEMBLY - Sta. 121, left nacelle	1	
	44474-07		BULKHEAD ASSEMBLY - Sta. 121, right nacelle	1	
-10	44475-00		BULKHEAD - Inboard, Sta. 174, left nacelle	1	
	44475-01		BULKHEAD - Inboard, Sta. 174, right nacelle	1	
	44476-02		BULKHEAD - Outboard, Sta. 174, left nacelle	1	
	44476-03		BULKHEAD - Outboard, Sta. 174, right nacelle	1	
-11	44491-02		BULKHEAD - Inboard, Sta. 192, left nacelle	1	
	44491-03		BULKHEAD - Inboard, Sta. 192, right nacelle	1	
	44492-02		BULKHEAD - Outboard, Sta. 192, left nacelle	1	
	44492-03		BULKHEAD - Outboard, Sta. 192, right nacelle	1	
-12	40676-13		FIREWALL ASSEMBLY - Sta. 111.50, left nacelle	1	
	40676-14		FIREWALL ASSEMBLY - Sta. 111.50, right nacelle	1	
-13	484 301		RECEPTACLE - (FX10-1502)	13	
-14	40677-00		CHANNEL - Firewall reinforcement	1	
-15	44493-04		FLOOR - Locker, front, left nacelle	1	
	44493-05		FLOOR - Locker, front, right nacelle	1	
-16	44493-02		FLOOR - Locker, rear, left nacelle	1	
	44493-03		FLOOR - Locker, rear, right nacelle	1	

When ordering, always specify Part Number, Description and Serial Number of Aircraft

PIPER PARTS CATALOG

Figure and Index Number	Part Number	Code	NOMENCLATURE	No. Req.	SERIAL NUMBERS AFFECTED
83-17	40553-00		BRACKET ASSEMBLY - Engine mount attachment, outboard top, inboard bottom	2	
	40553-01		BRACKET ASSEMBLY - Engine mount attachment, inboard top, outboard bottom	2	
-18	40668-00		BRACKET - Hydraulic filter support	2	
-19	41815-00		BRACKET ASSEMBLY - Torque tube support, left	1	
	41815-01		BRACKET ASSEMBLY - Torque tube support, right	1	
-20	41819-00		BRACKET - Torque tube support, left	1	
	41819-01		BRACKET - Torque tube support, right	1	
-21	44397-00		BRACKET - Air filter	1	
-22	44420-02		BRACKET - Pneumatic air support, right	1	
-23	41632-00		ANGLE - Nacelle longitudinal bulkhead, inboard	1	
	41587-00		ANGLE - Nacelle longitudinal bulkhead, outboard	1	
-24	44437-12		ANGLE - Inboard, longitudinal, left nacelle	1	
	44437-13		ANGLE - Inboard, longitudinal, right nacelle	1	
	44438-12		ANGLE - Outboard, longitudinal, left nacelle	1	
	44438-13		ANGLE - Outboard, longitudinal, right nacelle	1	
-25	44467-00		ANGLE ASSEMBLY - Plate attachment, inboard Sta. 121, right nacelle	1	
	44468-00		ANGLE ASSEMBLY - Plate attachment, outboard Sta. 121, right nacelle	1	
-26	44491-04		ANGLE - Bulkhead attachment, inboard, Sta. 192	1	
	44492-04		ANGLE - Bulkhead attachment, outboard, Sta. 192	1	
-27	44420-03		BRACKET - Pneumatic air support, left	1	
-28	41667-06		SKIN - Bottom outboard, left nacelle	1	
	41667-07		SKIN - Bottom outboard, right nacelle	1	
-29	44465-04		SKIN ASSEMBLY - Left nacelle, Sta. 111.50 to Sta. 154	1	
	44465-15		SKIN ASSEMBLY - Right nacelle, Sta. 111.50 to Sta. 154	1	
-30	44484-00		SKIN ASSEMBLY - Left nacelle, Sta. 154 to Sta. 210	1	
	44484-01		SKIN ASSEMBLY - Right nacelle, Sta. 154 to Sta. 210	1	
-31	41667-08		SKIN - Bottom inboard, left nacelle	1	
	41667-09		SKIN - Bottom inboard, right nacelle	1	
-32	43894-00		INLET ASSEMBLY - Air, recessed	2	
-33	40667-00		ANGLE - Shear plate mounting, left nacelle, wing Sta. 89.31	1	
	40667-01		ANGLE - Shear plate mounting, right nacelle, wing Sta. 89.31	1	
-34	40670-00		ANGLE - Shear plate mounting, left nacelle, wing Sta. 65.69	1	
	40670-01		ANGLE - Shear plate mounting, right nacelle, wing Sta. 65.69	1	
-35	42297-00		ANGLE - Longitudinal bulkhead, outboard, left nacelle	1	
	42297-01		ANGLE - Longitudinal bulkhead, outboard, right nacelle	1	
-36	42298-00		ANGLE - Longitudinal bulkhead, inboard, left nacelle	1	
	42298-01		ANGLE - Longitudinal bulkhead, inboard, right nacelle	1	
-37	44419-04		ANGLE - Bulkhead attachment, Sta. 135	4	
-38	44437-10		ANGLE - Longitudinal bulkhead, inboard, left nacelle	1	
	44437-11		ANGLE - Longitudinal bulkhead, inboard, right nacelle	1	
-39	44438-10		ANGLE - Longitudinal bulkhead, outboard, left nacelle	1	
	44438-11		ANGLE - Longitudinal bulkhead, outboard, right nacelle	1	
-40	44462-08		ANGLE - Bulkhead attachment, Sta. 154	4	
-41	44469-00		ANGLE - Plate attachment, right nacelle, Sta. 121	1	
-42	44474-14		ANGLE - Bulkhead attachment, inboard, Sta. 121	2	
	44474-12		ANGLE - Bulkhead attachment, outboard, Sta. 121	2	
-43	44474-10		ANGLE - Bulkhead attachment, left nacelle, Sta. 121	1	
-44	44476-04		ANGLE - Bulkhead attachment, inboard, Sta. 121	2	
	53119-00		ANGLE - Bulkhead attachment, outboard, Sta. 121	2	

When ordering, always specify Part Number, Description and Serial Number of Aircraft

PIPER PARTS CATALOG

Figure and Index Number	Part Number	Code	NOMENCLATURE	No. Req.	SERIAL NUMBERS AFFECTED
83-45	44483-04		ANGLE - Skin attachment, inboard, left nacelle	1	
	44483-05		ANGLE - Skin attachment, inboard, right nacelle	1	
	44483-06		ANGLE - Skin attachment, outboard, left nacelle	1	
	44483-07		ANGLE - Skin attachment, outboard, right nacelle	1	
-46	44483-02		ANGLE - Skin attachment, inboard, left nacelle	1	
	44483-03		ANGLE - Skin attachment, inboard, right nacelle	1	
	44483-08		ANGLE - Skin attachment, outboard, left nacelle	1	
	44483-09		ANGLE - Skin attachment, outboard, right nacelle	1	
-47	40671-00		PLATE ASSEMBLY - Firewall shear, left nacelle	1	
	40671-01		PLATE ASSEMBLY - Firewall shear, right nacelle	1	
-48	40675-00		PLATE - Firewall access cover	2	
-49	44398-02		PLATE - Access	7	
-50	44472-00		PLATE - Bulkhead center, right nacelle, Sta. 121	1	
-51	41663-00		PLATE - Skin attachment, inboard, left nacelle	1	
	41663-01		PLATE - Skin attachment, inboard, right nacelle	1	
-52	41664-00		PLATE - Skin attachment, outboard, left nacelle	1	
	41664-01		PLATE - Skin attachment, outboard, right nacelle	1	
-53	20372-03		PLATE ASSEMBLY - Access hole reinforcement, nacelle	2	
-54	41810-00		BRACKET - Transmission mounting	4	
-55	44546-05		BRACKET ASSEMBLY - Door holder support	2	31-660 to 31-7912124 incl
	44546-06		BRACKET ASSEMBLY - Door holder support	2	31-8012001 and up
-56	43798-00		BOX ASSEMBLY - Pneumatic air filter	2	
-57	49997-10		HOSE - Pneumatic air filter box	2	31-660 to 31-7912124 incl
	56952-15		HOSE - Pneumatic air filter box	2	31-8012001 and up
-58	44444-00		TIP ASSEMBLY - Locker, left nacelle	1	
	44444-01		TIP ASSEMBLY - Locker, right nacelle	1	
-59	44465-08	A	COVER - Access	2	
	579 225	B	PANEL ASSEMBLY - Fuel cell, left (25303-1)	1	
-60	44465-09		COVER - Access	2	
-61	44529-00		PLATE - Cover	12	
-62	44724-00		CHANNEL - Nacelle tip	2	
-63	44515-00		CHANNEL - Nacelle skin attachment	2	
-64	44508-00		STRIKER - Nacelle locker door	2	
-65	44406-00		CATCH ASSEMBLY - Nacelle locker door	2	
-66	44511-00		STRIP - Nacelle skin attachment	2	
-67	187 610		MOULDING - Rubber (1923)	12	
-68	554 623		CLAMP - Filter box hose (PS10017-20-16)	2	
-69	554 919		CLAMP - Filter box hose (SAE 20, Type "E")	2	
-70	41604-00		SHIELD ASSEMBLY - Exhaust heat, left nacelle	1	
	41604-01		SHIELD ASSEMBLY - Exhaust heat, right nacelle	1	
-71	553 527	B	BULKHEAD - Left nacelle, Sta. 147.72 (25307-1)	1	
-72	553 529	B	BULKHEAD - Right nacelle, upper, Sta. 170 67 (25316-1)	1	
-73	553 528	B	BULKHEAD - Right nacelle, lower, Sta. 170.67 (25313-1)	1	
-74	44398-02	B	COVER - Access, left nacelle, inboard and outboard	2	

When ordering, always specify Part Number, Description and Serial Number of Aircraft

PIPER PARTS CATALOG

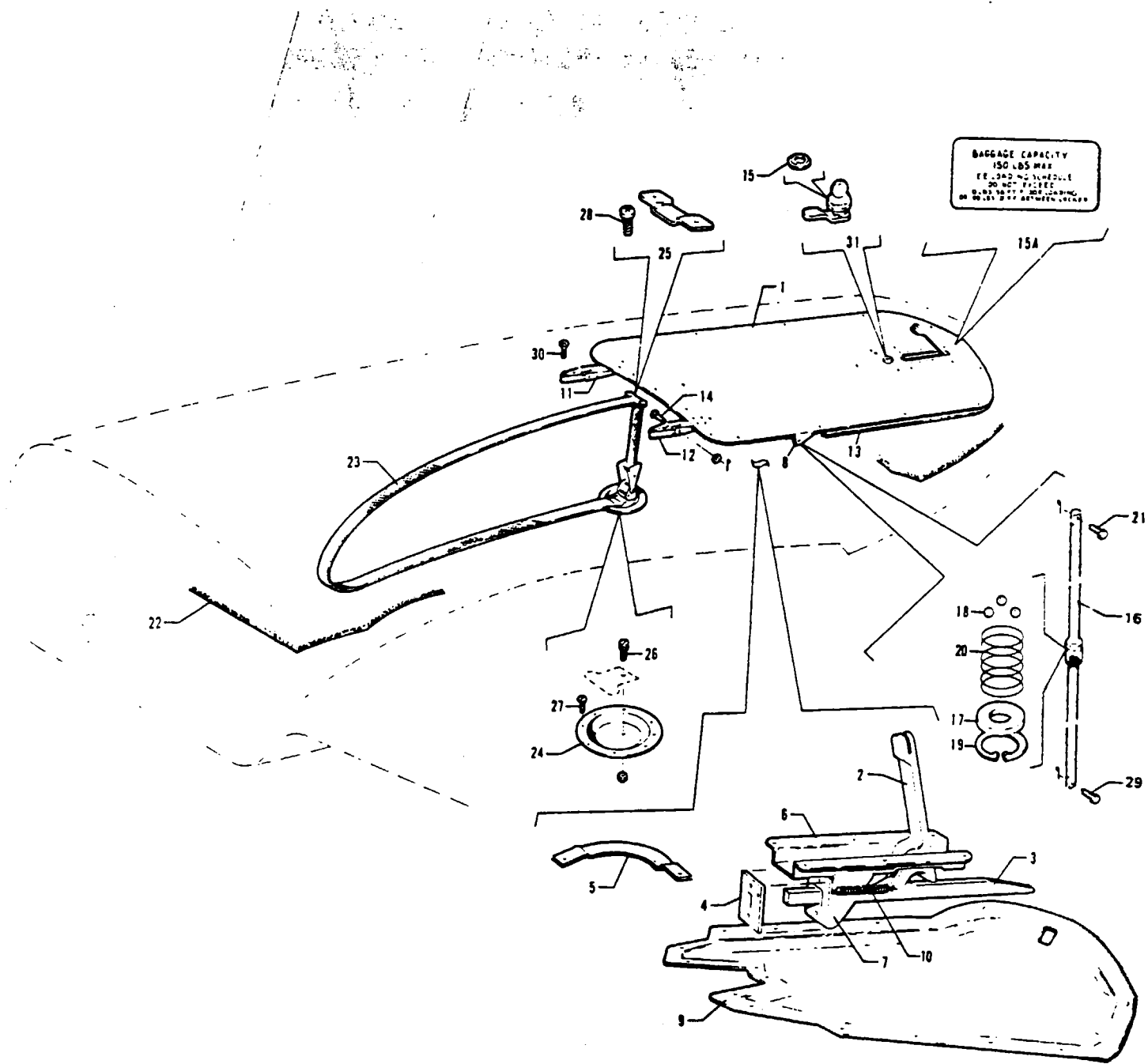


Figure 84 Nacelle Locker Door Assembly and Installation

REVISED MAY 1981

2K11

PA-31-310
PA-31-325

PIPER PARTS CATALOG

CODE EXPLANATIONS FOR FIGURE 84

- A - Serial number of aircraft must be supplied when ordering this part
- B - Used on PA-31-310 airplanes only
- C - If matching cabin, baggage and nacelle locker locks are desired, order Part No 25163-11; for matching cabin, baggage, pilot door and nacelle locker locks, order Part No 25163-12; for matching cabin, baggage, nacelle locker door, pilot door locks and locking fuel caps, order Part No 461 665 (or Part No 461 667 if Nayak Fuel System is installed)
- D - Used in right nacelle only, when air conditioning is installed
- E - Used if Nacelle Fuel System (Nayak) is not installed
- F - Used if Nacelle Fuel System (Nayak) is installed

PIPER PARTS CATALOG

Figure and Index Number	Part Number	Code	NOMENCLATURE	No. Req.	SERIAL NUMBERS AFFECTED
84-	44527	B	DRAWING - Nacelle Locker Installation		31-660, 31-712 and up
	44455		DRAWING - Nacelle Installation		
	44688		DRAWING - Nacelle Locker Door Support Installation		31-660, 31-712 to 31-7912124 inclusive
	71590		DRAWING - Nacelle Locker Door Support Installation		31-8012001 and up
	44522		DRAWING - Nacelle Locker Carpet and Baggage Strap Installation		31-660, 31-712 to 31-900 incl
	53469		DRAWING - Nacelle Locker Carpet and Baggage Strap Installation		31-7300901 and up
-1	44524-00		DOOR ASSEMBLY - Nacelle locker	2	
-2	22641-03		* HANDLE - Nacelle locker door	1	
-3	44424-00		* LATCH - Nacelle locker door	1	
-4	44425-00		* PLATE - Locker door latch guide	1	
-5	30852-00		* PLATE ASSEMBLY - Door lock guide	1	
-6	30580-02		* BRACKET - Locker door handle	1	
-7	44427-00		* BRACKET - Locker door latch	1	
-8	44686-00		* BRACKET - Locker door support	1	31-660 to 31-7912124 incl
	71589-02		* BRACKET - Locker door support	1	31-8012001 and up
-9	44436-00		* COVER - Locker door latch	1	
-10	83302-47		* SPRING - Coil, door handle	1	
-11	44433-00		* HINGE - Locker door, inboard, left nacelle, outboard, right nacelle	1	
	44433-01		* HINGE - Locker door, outboard, left nacelle, inboard, right nacelle	1	
-12	44434-00		* HINGE - Locker door, inboard, left nacelle, outboard, right nacelle	1	
	44434-01		* HINGE - Locker door, outboard, left nacelle, inboard, right nacelle	1	
-13	44431-00		* SEAL - Nacelle locker door	10	
-14	424 185		* PIN - (MS20392-2C33)	2	
	407 584		* WASHER - (AN960-10L)	2	
	424 051		* PIN - Cotter (MS24665-132)	2	
-15	25590-00		* WASHER - Door lock trim	2	
-15a	44719-00	E	PLACARD - Nacelle locker baggage	2	
	74046-02	F	PLACARD - Nacelle locker baggage	2	
-16	44422-00		SUPPORT ASSEMBLY - Nacelle locker door	2	31-660 to 31-7912124 incl
	457 156		SUPPORT ASSEMBLY - Nacelle locker door (FA-34-PI-25)	2	31-8012001 and up
-17	49981-04		* WASHER - Support assembly	1	31-660 to 31-7912124 incl
-18	452 040		* BALL - Chrome (3/32" diameter)	3	31-660 to 31-7912124 incl
-19	484 819		* RING - Snap (N5000-50)	1	31-660 to 31-7912124 incl
-20	83302-82		* SPRING - Support assembly	1	31-660 to 31-7912124 incl
-21	424 143		PIN - (MS20392-1C13)	2	31-660 to 31-7912124 incl
	424 141		PIN - (MS20392-1C9)	2	31-8012001 and up
	587 177		SPACER - (NAS43HT1-8)	2	31-8012001 and up
	424 051		PIN - Cotter (MS24665-132)	2	
-22	44522-02		CARPET - Nacelle locker	2	31-660 to 31-900 inclusive
	53469-03	A	CARPET - Nacelle locker	2	31-7300901 to 31-7612068 incl
	53469-04	A,D	CARPET - Nacelle locker	1	31-7612069 to 31-7812129 incl
	53469-06	A,D,E	CARPET - Nacelle locker	1	31-7912001 and up
	53469-07	A,E	CARPET - Nacelle locker	2	31-7912001 and up
	53469-08	A,F	CARPET - Nacelle locker, left	1	
	53469-09	A,F	CARPET - Nacelle locker, right	1	
-23	44517-00		STRAP ASSEMBLY - Baggage, nacelle locker	4	

When ordering, always specify Part Number, Description and Serial Number of Aircraft

PIPER PARTS CATALOG

Figure and Index Number	Part Number	Code	NOMENCLATURE	No. Req.	SERIAL NUMBERS AFFECTED
84-24	44415-00	E	PLATE - Anchor, baggage strap	4	
	74092-02	F	PLATE - Anchor, baggage strap, right	2	
-25	44413-00		GUIDE - Baggage tie down strap	4	
-26	47378-00		STUD - Strap attachment	4	
	404 888		NUT - (MS20365-428C)	4	
-27	414 508	E	SCREW - (MS24693-S28)	32	
	414 508	F	SCREW - (MS24693-S28), right	14	
-28	411 533		SCREW - (MS35207-264)	8	
-29	424 141		PIN - (MS20392-1C9)	2	31-660 to 31-7912124-incl
	424 173		PIN - (MS20392-2C9)	2	31-8012001 and up
	587 186		SPACER - (NAS43HT3-8)	2	31-8012001 and up
	424 051		PIN - Cotter (MS24665-132)	2	
-30	414 769		SCREW - (MS24693-S53)	12	
	477 706		NUT - Cap (27CL-82)	12	
-31	752 350	C	LOCK ASSEMBLY - Nacelle lockers (with 2 keys)	2	

When ordering, always specify Part Number, Description and Serial Number of Aircraft

PIPER PARTS CATALOG

GRIDS 2K15 THRU 2L24
INTENTIONALLY LEFT BLANK

Revised February 18, 1994

2K15



AIRPLANE PARTS CATALOG

PA-31 NAVAJO
PA-31-300 NAVAJO 300
PA-31-325 NAVAJO C/R

CARD 3 OF 5

**PIPER AIRCRAFT
CORPORATION**

[PART NUMBER 753 703]

3A1

REVISED: FEBRUARY 18, 1994

PIPER PARTS CATALOG

AEROFICHE EXPLANATION AND REVISION STATUS

The Parts Catalog information in this set of Aerofiche cards is arranged in accordance with the general specifications of Aerofiche adopted by the General Aviation Manufacturer's Association.

Conversion of Aerofiche alpha/numeric code numbers:

First number is the Aerofiche card identifier.

Letter is the horizontal line reference per card.

Second number is the vertical line reference per card.

Example: 2J16 = Aerofiche card number two of given set. Grid location J16.

To aid in locating the various sections and related information desired, the following is provided:

A complete Catalog Table of Contents is given at Grid 1A9 of Aerofiche card number 1 of this set. Each additional card in this set will have a Table of Contents for all sections on that particular card. This table will start at Grid A3.

REVISIONS

The information compiled in this Aerofiche Parts Catalog is kept current by revisions distributed periodically. Each revision is a complete Aerofiche card replacement and supersedes Aerofiche cards of the same number in the set.

Revisions to this PA-31-300/310/325 Parts Catalog issued September 20, 1974 are as follows:

753 703 (ORG740920)	Dated September 20 1974
753 703 (PR760227)	Dated February 1976
753 703 (PR770107)	Dated January 1977
753 703 (PR770913)	Dated September 1977
753 703 (PR771130)	Dated November 1977
753 703 (PR780914)	Dated September 1978
753 703 (PR790912)	Dated September 1979
753 703 (PR800410)	Dated April 1980
753 703 (PR800917)	Dated September 1980
753 703 (PR810513)	Dated May 1981
753 703 (PR810915)	Dated September 1981
753 703 (PR820413)	Dated April 1982
753 703 (PR821108)	Dated November 1982
753 703 (PR830315)	Dated March 1983
753 703 (PR831109)	Dated November 1983
753 703 (PR840614)	Dated June 1984
753 703 (IR860428)	Dated April 1986 (Interim Change)
753 703 (IR860528)	Dated May 1986 (Interim Change)
753 703 (PR940218)	Dated February 1994

NOTE: Refer to Aerofiche Customer Service Information Catalog (1753 755) for revision dates and card effectivities for this parts catalog.

TABLE OF CONTENTS

FIGURE NUMBER	FIGURE TITLE	GRID NUMBER
SECTION VIII		
FUEL SYSTEM GROUP		
85	Left Engine Fuel System Installation (PA-31-310)	3A5
86	Left Engine Fuel System Installation (PA-31-325)	3A10
87	Left Engine Fuel System Installation (PA-31-300)	3A15
88	Right Engine Fuel System Installation (PA-31-310)	3A19
89	Right Engine Fuel System Installation (PA-31-325)	3B1
90	Right Engine Fuel System Installation (PA-31-300)	3B6
91	Fuel Flow and Pressure Gauge Installation (PA-31-310/325)	3B10
92	Fuel Flow Gauge Installation (PA-31-300)	3B14
93	Fuel System Components	3B17
94	Emergency Fuel Pump Assembly (PA-31-300)	3B20
95	Fuel System Control Panel Installation	3C1
96	Main Fuel Cell and Liner Installation	3C6
97	Auxiliary Fuel Cell and Liner Installation	3C10
97A	Nacelle Fuel System Installation (Nayak) (PA-31-325) (S/N 31-8112001 and up)	3C14
SECTION IX		
CONTROL SYSTEM GROUP		
98	Pedestal Installation	3C18
99	Pedestal Control Assembly	3D1
100	Aileron Control Installation	3D5
101	Aileron Trim Installation	3D9
102	Rudder Control Installation	3D13
103	Rudder Trim Installation	3D17
104	Elevator Control Installation	3D21
105	Elevator Trim Installation	3E1
106	Flap Control Installation	3E5
107	Control Wheel Installation (PA-31-300/310)	3E9
108	Control Wheel Bobweight Installation (PA-31-325)	3E14
109	Rudder Pedal Installation	3E19
SECTION X		
HYDRAULIC SYSTEM GROUP		
110	Forward Hydraulic System Installation	3F1
111	Aft Hydraulic System Installation	3F6
112	Hydraulic System Components (Ozone)	3F10
112A	Hydraulic System Components (Wiebel)	3F14
113	Hydraulic Powerpak Assembly (Ozone)	3F18
113A	Hydraulic Powerpak Assembly Components (Ozone)	3F22
114	Hydraulic Powerpak Assembly (Wiebel)	3G1
114A	Hydraulic Powerpak Assembly Components (Wiebel)	3G5
115	Landing Gear Selector Mechanism Installation (S/N 31-5 to 31-511 incl)	3G8
116	Landing Gear Selector Mechanism Installation (S/N 31-512 and up)	3G11

PIPER PARTS CATALOG

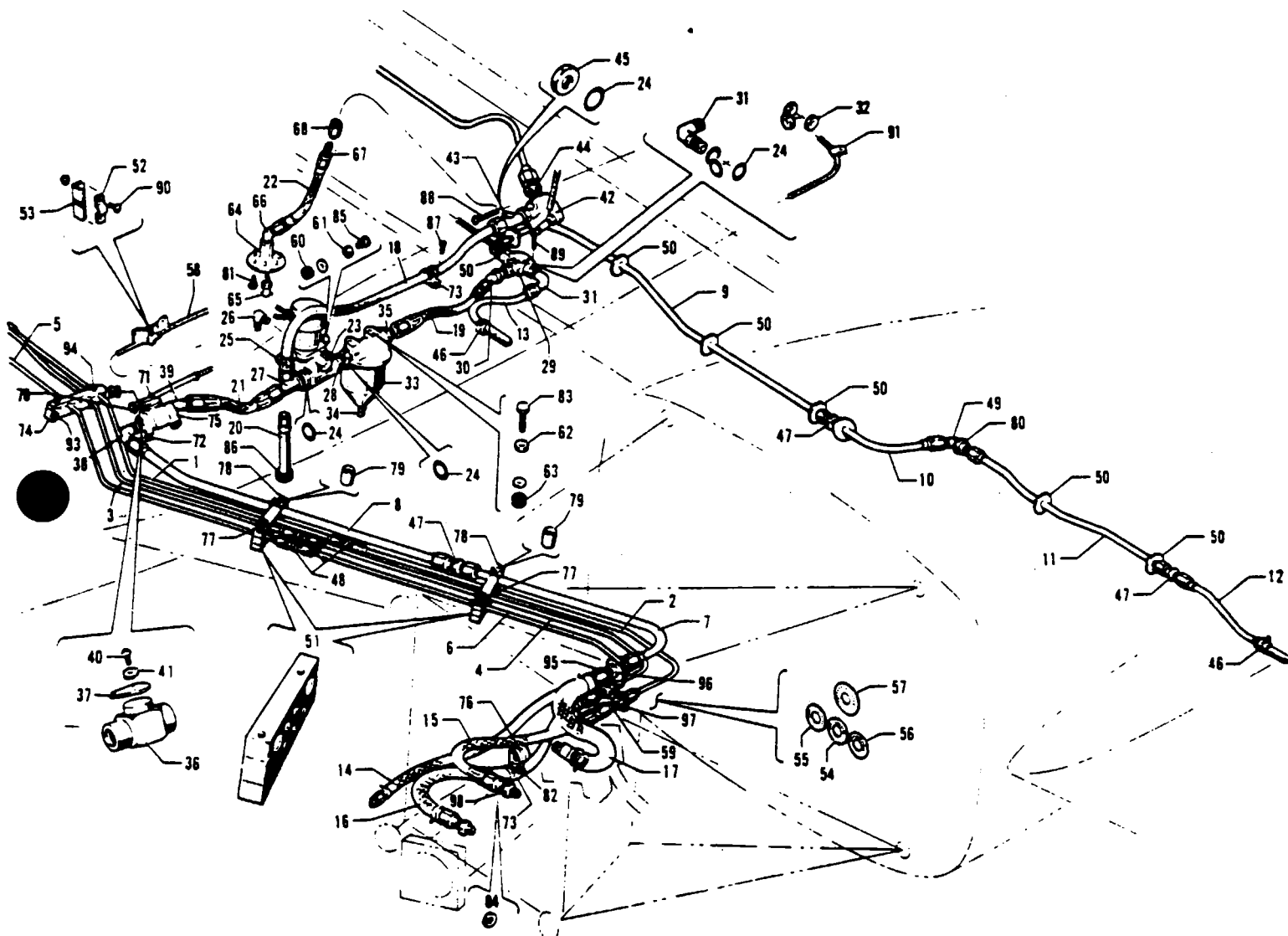


Figure 85 Left Engine Fuel System Installation

PIPER PARTS CATALOG

CODE EXPLANATIONS FOR FIGURE 85

A - See Figure 93 for component parts.

B - If Dukas Fuel Selector Valve 3487 has been installed, order part for serial numbers 31-7300962 and up.

PIPER PARTS CATALOG

Figure and Index Number	Part Number	Code	Nomenclature	No. Req.	Serial Numbers Affected
85- -	41500		DRAWING - Fuel System Installation		
-1	22673-22		TUBE ASSEMBLY - Instrument air, deck pressure	1	
-2	22673-20		TUBE ASSEMBLY - Instrument air, deck pressure	1	
-3	22673-41		TUBE ASSEMBLY - Fuel pressure	1	
-4	22673-40		TUBE ASSEMBLY - Fuel pressure	1	
-5	22673-60		TUBE ASSEMBLY - Fuel flow pressure	1	
-6	22673-100		TUBE ASSEMBLY - Fuel flow pressure	1	
-7	41650-00		TUBE ASSEMBLY - Fuel	1	
-8	41651-00		TUBE ASSEMBLY - Fuel	1	
-9	41647-00		TUBE ASSEMBLY - Fuel	1	
-10	41648-00		TUBE ASSEMBLY - Fuel	1	
-11	41649-00		TUBE ASSEMBLY - Fuel	1	
-12	41656-00		STRAINER ASSEMBLY - Fuel tank finger (outboard)	1	
-13	41657-00		STRAINER ASSEMBLY - Fuel tank finger (inboard)	1	
-14	23745-14		HOSE ASSEMBLY - Fuel flow pressure	1	
-15	17766-93		HOSE ASSEMBLY - Instrument air deck pressure	1	
-16	23745-15		HOSE ASSEMBLY - Fuel pressure	1	
-17	39995-02		HOSE ASSEMBLY - Fuel (565 269)	1	
-18	41230-07		HOSE ASSEMBLY - Fuel	1	
-19	41230-04		HOSE ASSEMBLY - Fuel	1	
-20	17766-95		HOSE ASSEMBLY - Drain, electric fuel pump	1	
-21	41230-10		HOSE ASSEMBLY - Fuel, left	1	
-22	17766-101		HOSE ASSEMBLY - Crossfeed drain	1	
-23	42113-06	A	PUMP ASSEMBLY - Fuel, emergency	1	
-24	462 061		GASKET - (MS29512-8)	9	
-25	477 621		NUT - Electric fuel pump (AN924-8D)	3	
-26	458 894		ELBOW - Electric, fuel pump (AN822-4D)	1	
-27	41618-00		TEE - Electric, fuel pump	1	
-28	41617-02		UNION - Electric, fuel pump	1	
-29	492 109	A,B	VALVE ASSEMBLY - Fuel selector (800412-00) Scott	1	31-5 to 31-7300951 inclusive
	492 239	A	VALVE ASSEMBLY - Fuel selector (3487-00-11) Dukes	1	31-7300952 and up
-30	41623-00		ELBOW - Fuel valve (458 861)	1	
-31	41622-00		ELBOW - Fuel valve (458 860)	2	
-32	477 621		NUT - (AN924-8D)	3	
-33	74134-04	A	FILTER ASSEMBLY - Fuel (561 044)	1	
-34	492 100		VALVE - Drain, fuel filter (CCA-7450)	1	
-35	41620-00		UNION - Fuel filter assembly	1	
-36	492 111	A	VALVE - Fuel shut-off, left (P4-757A)	1	
-37	41626-00		ARM - Valve actuator	1	
-38	458 898		ELBOW - Fuel shut-off, left (AN822-8D)	1	
-39	458 886		ELBOW - Fuel shut-off, left (AN823-8D)	1	
-40	415 752		SCREW - Fuel shut-off, left (AN515-832R6)	2	
-41	407 120		WASHER - Tooth lock (AN936-B8)	2	
-42	492 110	A	VALVE - Fuel, crossfeed (800411-00) left	1	
-43	41618-00		TEE - Crossfeed valve	1	
-44	491 053		UNION - Crossfeed valve (AN815-8D)	1	
-45	477 621		NUT - Crossfeed valve (AN924-8D)	1	
-46	554 552		CLAMP - (PS10017-23-10)	2	
-47	491 053		UNION - (AN815-8D)	3	
-48	491 048		UNION - (AN815-2D)	3	
-49	458 914		ELBOW - 45 Degrees (AN837-8D)	1	

When ordering, always specify Part Number, Description, and Serial Number of Aircraft

PIPER PARTS CATALOG

Figure and Index Number	Part Number	Code	NOMENCLATURE	No. Req.	SERIAL NUMBERS AFFECTED
85-50	41586-00		GROMMET - Fuel line	6	
-51	41580-05		BLOCK - Retaining, fuel line	2	
-52	18219-00		CLAMP - Fuel shut-off valve cable	1	
-53	18132-00		LUG - Fuel shut-off valve cable	1	
-54	40849-07		PLACARD - "Fuel Pressure"	1	
-55	40849-08		PLACARD - "Fuel Flow Pressure"	1	
-56	40849-09		PLACARD - "Instrument Air Deck Pressure"	1	
-57	40849-11		PLACARD - "Fuel Supply"	1	
-58	42828-02		CABLE ASSEMBLY - Fuel control, shut-off, left	1	
-59	23319-00		UNION - Flared tube	3	
-60	434 129		GROMMET - (AN931-5-9)	3	
-61	41413-15		BUSHING - Electric fuel pump	3	
-62	41413-16		BUSHING - Fuel filter	2	
-63	434 166		GROMMET - Fuel filter (AN931A6-10)	2	
-64	41683-05		VALVE ASSEMBLY - Fuel drain	1	
-65	492 100		VALVE - Fuel drain (CCA-7450)	1	
-66	458 891		ELBOW - Fuel drain (AN823-4D)	1	
-67	484 287		REDUCER - Crossfeed (8-4TRTX-D)	1	
-68	477 624		NUT - Crossfeed (AN818-8D)	1	
-69	24091-03		CLEVIS - Fuel selector valve control rod	1	31-5 to 31-748 inclusive
	54175-00		JOINT - Ball (BL-103)	1	31-749 and up
-70	400 672		BOLT - (AN23-10)	1	31-5 to 31-748 inclusive
	404 392		NUT - (AN320-3)	1	31-5 to 31-748 inclusive
	424 059		COTTER PIN - (MS24665-283)	1	31-5 to 31-748 inclusive
	404 835		NUT - Ball joint (MS20364-1032C)	1	31-749 and up
-71	404 224		NUT - (AN315-3R)	1	
-72	415 754		SCREW - (AN515-832R8)	1	
	404 910		NUT - (MS20365-832C)	1	
-73	554 885		CLAMP - (PS10017-2-24)	2	
-74	41584-00		BLOCK ASSEMBLY - Tube retaining	1	
-75	42335-00		CLAMP - Fuel shut-off valve	2	
-76	454 868		CLAMP - (PS10017-2-12)	1	
-77	400 453		BOLT - (AN3-21A)	2	
	407 564		WASHER - (AN960-10)	2	
	404 887		NUT - (MS20365-1032C)	2	
-78	401 274		BOLT - (AN3-15A)	2	
	407 564		WASHER - (AN960-10)	2	
	404 887		NUT - (MS20365-1032C)	2	
-79	80012-59		SPACER - Control cable clamp	2	
-80	407 573		WASHER - (AN960-1216)	1	
	477 621		NUT - (AN924-8D)	1	
-81	415 448		SCREW - (AN528-832R6)	6	
-82	415 450		SCREW - (AN528-832R10)	1	
	404 910		NUT - (MS20365-832C)	1	
-83	418 448		SCREW - Cap (MS35291-33)	2	
	81342-08		WASHER - Fuel filter mount	2	
-84	462 027		GASKET - (AN6290-4)	1	
-85	418 431		SCREW - Cap (MS35291-6)	3	
	85012-65		WASHER - Fuel pump mount	3	
-86	434 135		GROMMET - (AN931-8-13)	1	
-87	415 449		SCREW - (AN528-832R8)	1	
	404 910		NUT - (MS20365-832C)	1	

When ordering, always specify Part Number, Description and Serial Number of Aircraft

PIPER PARTS CATALOG

Figure and Index Number	Part Number	Code	NOMENCLATURE	No. Req.	SERIAL NUMBERS AFFECTED
85-88	417 781		SCREW - (AN520-10R24)	2	
	404 887		NUT - (MS20365-1032C)	2	
-89	415 468		SCREW - (AN526-832R24)	4	
	404 910		NUT - (MS20365-832C)	4	
-90	415 449		SCREW - (AN526-832R8)	2	
	404 833		NUT - (MS20364-832C)	2	
-91	454 880		CLAMP - (PS10017-1-4)	1	
-92	415 754		SCREW - (AN515-832R8)	2	
	404 910		NUT - (MS20365-832C)	2	
-93	400 441		BOLT - (AN3-7A)	2	
	404 887		NUT - (MS20365-1032C)	2	
-94	401 273		BOLT - (AN3-14A)	2	
-95	491 068		UNION - (AN832-8)	1	
-96	477 691		NUT - (AN924-8)	1	
-97	477 628		NUT - (AN924-3)	3	
-98	484 351		REDUCER - (AN919-2D)	1	

When ordering, always specify Part Number, Description and Serial Number of Aircraft

PIPER PARTS CATALOG

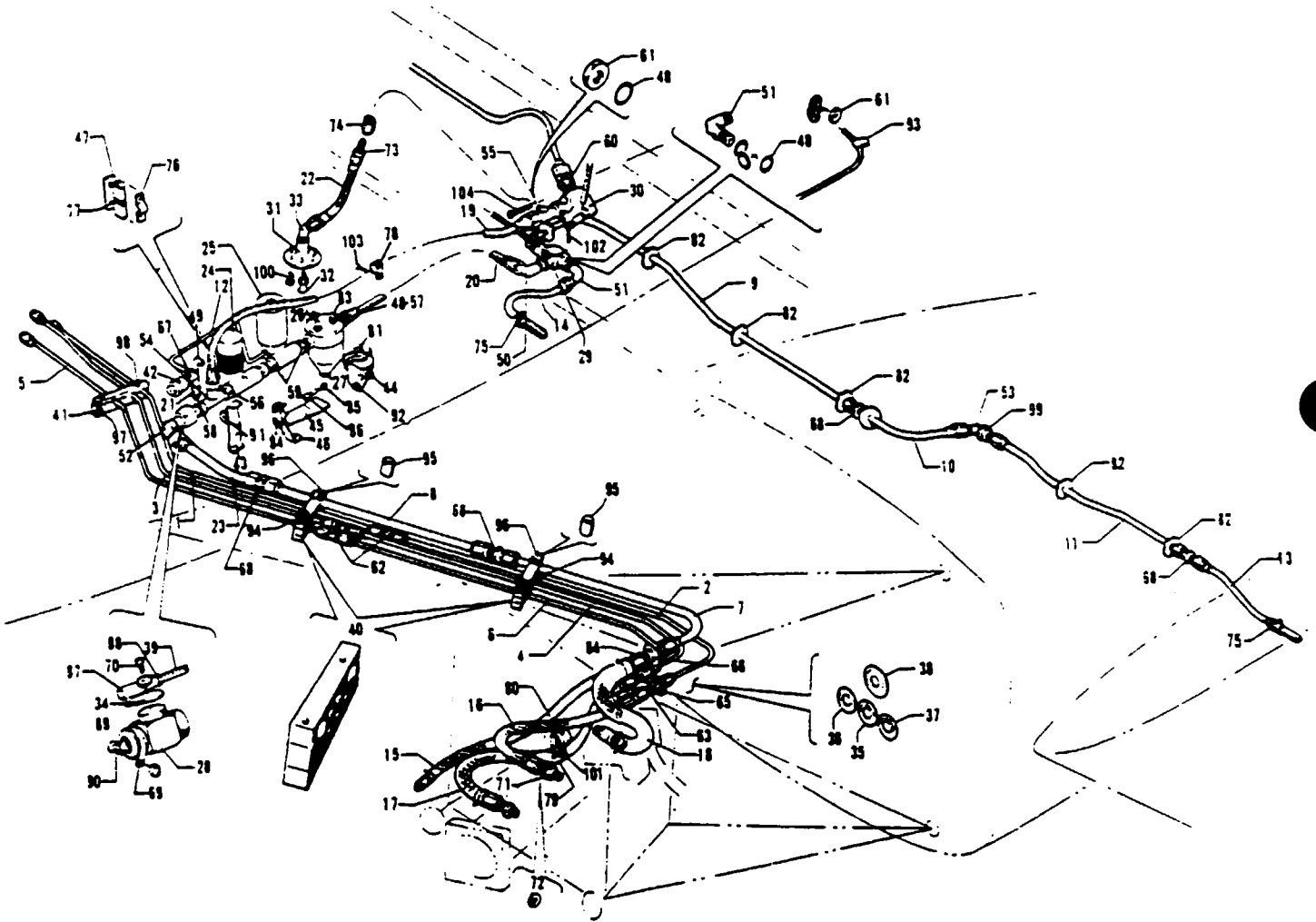


Figure 86 Left Engine Fuel System Installation

PIPER PARTS CATALOG

CODE EXPLANATIONS FOR FIGURE 86

A - See Figure 93 for component parts

PIPER PARTS CATALOG

Figure and Index Number	Part Number	Code	Nomenclature	No. Req.	Serial Numbers Affected
86-	41500 54373 53871		DRAWING - Fuel System Installation DRAWING - Fuel System Installation DRAWING - Engine Installation		
-1	22673-22		TUBE ASSEMBLY - Instrument air, deck pressure	1	
-2	22673-20		TUBE ASSEMBLY - Instrument air, deck pressure	1	
-3	22673-41		TUBE ASSEMBLY - Fuel pressure	1	
-4	22673-40		TUBE ASSEMBLY - Fuel pressure	1	
-5	22673-60		TUBE ASSEMBLY - Fuel flow pressure	1	
-6	22673-59		TUBE ASSEMBLY - Fuel flow pressure	1	
-7	41650-00		TUBE ASSEMBLY - Fuel	1	
-8	80004-18		TUBE ASSEMBLY - Fuel	1	
-9	41647-00		TUBE ASSEMBLY - Fuel	1	
-10	41648-00		TUBE ASSEMBLY - Fuel	1	
-11	41649-00		TUBE ASSEMBLY - Fuel	1	
-12	23195-17		LINE ASSEMBLY - Fuel	1	
-13	41656-00		STRAINER ASSEMBLY - Fuel tank finger (outboard)	1	
-14	41657-00		STRAINER ASSEMBLY - Fuel tank finger (inboard)	1	
-15	23745-14		HOSE ASSEMBLY - Fuel flow pressure	1	
-16	17766-93		HOSE ASSEMBLY - Instrument air deck pressure	1	
-17	23745-15		HOSE ASSEMBLY - Fuel pressure	1	
-18	39995-02		HOSE ASSEMBLY - Fuel (565 269)	1	
-19	39997-09		HOSE ASSEMBLY - Fuel	1	
-20	41230-04		HOSE ASSEMBLY - Fuel	1	
-21	17766-90		HOSE ASSEMBLY - Drain, emergency fuel pump	1	
-22	17766-101		HOSE ASSEMBLY - Crossfeed drain	1	
-23	41230-06		HOSE ASSEMBLY - Fuel	1	
-24	42113-05	A	PUMP ASSEMBLY - Fuel, emergency	1	
-25	481 801		PUMP ASSEMBLY - Fuel, boost (PS50109-6)	1	
-26	74134-04	A	FILTER ASSEMBLY - Fuel (561 044)	1	
-27	492 100		* VALVE - Drain, fuel filter (CCA-7450)	1	
-28	492 111	A	VALVE - Fuel shut-off, left (P4-757A)	1	
-29	492 239	A	VALVE ASSEMBLY - Fuel selector (3487-00-1) Dukes	1	
-30	492 110	A	VALVE - Fuel, crossfeed (800411-00) left	1	
-31	41683-05		VALVE ASSEMBLY - Fuel drain	1	
-32	492 100		* VALVE - Fuel drain (CCA-7450)	1	
-33	458 891		* ELBOW - Fuel drain (AN823-4D)	1	
-34	41626-00		ARM - Valve actuator	1	
-35	40849-07		PLACARD - 'Fuel Pressure'	1	
-36	40849-08		PLACARD - 'Fuel Flow Pressure'	1	
-37	40849-09		PLACARD - 'Instrument Air Deck Pressure'	1	
-38	40849-11		PLACARD - 'Fuel Supply'	1	
-39	42628-02		CABLE ASSEMBLY - Fuel control, shut-off, left	1	
-40	41580-05		BLOCK - Retaining, fuel line	2	
-41	41584-00		BLOCK ASSEMBLY - Tube retaining	1	
-42	74093-02		SWITCH - Pressure (688 192)	1	
-43	54335-02		BRACKET ASSEMBLY - Valve, fuel shut-off	1	
-44	54326-02		BRACKET - Fuel boost pump	1	
-45	54329-C2		BRACKET - Fuel control cable	1	
-46	54343-02		BRACKET - Fuel pump	1	
-47	54345-02		PLATE ASSEMBLY - Bolt	1	

When ordering, always specify Part Number, Description, and Serial Number of Aircraft

PIPER PARTS CATALOG

Figure and Index Number	Part Number	Code	NOMENCLATURE	No Req.	SERIAL NUMBERS AFFECTED
86-48	462 061		GASKET - (MS29512-8)	9	
-49	458 894		ELBOW - Emergency fuel pump (AN822-4D)	1	
-50	41623-00		ELBOW - Fuel valve (458 861)	1	
-51	41622-00		ELBOW - Fuel valve (458 860)	1	
-52	458 898		ELBOW - Fuel shut-off, left (AN822-8D)	1	
-53	458 914		ELBOW - 45 Degrees (AN837-8D)	1	
-54	41618-02		TEE - Emergency fuel pump	1	
-55	41618-00		TEE - Crossfeed valve	1	
-56	477 621		NUT - (AN924-8D)	3	
-57	41620-00		UNION - Fuel filter assembly	1	
-58	434 135		GROMMET - (MS35489-14)	1	
-59	41617-02		UNION - Fuel boost to emergency	2	
-60	491 053		UNION - Crossfeed valve (AN815-8D)	1	
-61	477 621		NUT - Crossfeed valve (AN924-8D)	4	
-62	491 048		UNION - (AN815-2D)	3	
-63	23319-00		UNION - Flared tube	3	
-64	491 068		UNION - (AN832-8)	1	
-65	477 628		NUT - (AN924-3)	3	
-66	477 691		NUT - (AN924-8)	1	
-67	458 872		ELBOW - (MS20822-2D)	1	
-68	491 053		UNION - (AN815-8D)	4	
-69	42335-00		CLAMP - Fuel shut-off valve	2	
-70	415 533		SCREW - (MS35206-243)	2	
	407 120		WASHER - (AN936-B8)	2	
-71	484 351		REDUCER - (AN919-2D)	1	
-72	462 027		GASKET - (AN6290-4)	1	
-73	484 297		REDUCER - Crossfeed (B-4TRTX-D)	1	
-74	477 624		NUT - Crossfeed (AN818-8D)	1	
-75	554 552		CLAMP - (PS10017-23-10)	2	
-76	18219-00		CLAMP - Fuel shut-off valve cable	2	
-77	18132-00		LUG - Fuel shut-off valve cable	2	
-78	454 935		CLAMP - (PS10017-2-10)	1	
-79	454 868		CLAMP - (PS10017-2-12)	1	
-80	554 885		CLAMP - (PS10017-2-24)	1	
-81	554 649		CLAMP - Boost pump (PS10017-20-48)	1	
-82	41586-00		GROMMET - Fuel line	6	
-83	418 448		SCREW - Cap (MS35291-33)	2	
	41413-16		BUSHING - Fuel filter mount	2	
	434 166		GROMMET - (MS35489-40)	2	
	81342-08		WASHER - Fuel filter mount	2	
	407 144		WASHER - Lock (AN936-B516)	2	
-84	418 431		SCREW - Cap (MS35291-6)	2	
	41413-15		BUSHING - Emergency pump mount	2	
	434 175		GROMMET - (MS35489-38)	2	
	85012-65		WASHER - Emergency pump mount	2	
	407 127		WASHER - Lock (AN936-B416)	2	
-85	418 434		SCREW - Cap (MS35291-8)	1	
	85012-65		WASHER - Emergency pump mount	1	
	407 127		WASHER - Lock (AN936-B416)	1	
	41413-15		BUSHING - Emergency pump mount	1	
-86	14976-106		BUSHING - Emergency pump mount	1	

When ordering, always specify Part Number, Description and Serial Number of Aircraft

PIPER PARTS CATALOG

Figure and Index Number	Part Number	Code	NOMENCLATURE	No. Req.	SERIAL NUMBERS AFFECTED
86-87	54175-00		JOINT - Bell (BL-103)	1	
-88	404 224		NUT - (AN315-3R)	1	
-89	404 835		NUT - Ball joint (MS20364-1032C)	1	
-90	415 535		SCREW - (MS35206-245)	1	
	404 910		NUT - (MS20365-832C)	1	
-91	47222-00		CLIP - Pressure switch	1	
-92	400 102		BOLT - (AN4-5)	2	
	41413-15		BUSHING - Boost pump mount	2	
	85012-65		WASHER - Boost pump mount	2	
	407 127		WASHER - Lock (AN936-8416)	2	
	404 888		NUT - (MS20365-428C)	2	
	434 129		GROMMET - (MS35489-9)	2	
	407 585		WASHER - (AN960-416L)	4	
-93	454 929		CLAMP - (PS10017-2-4)	1	
-94	400 463		BOLT - (AN3-21A)	2	
	407 564		WASHER - (AN960-10)	2	
	404 887		NUT - (MS20365-1032C)	2	
-95	80012-69		SPACER - Control cable clamp	2	
-96	401 274		BOLT - (AN3-15A)	2	
	407 564		WASHER - (AN960-10)	2	
	404 887		NUT - (MS20365-1032C)	2	
-97	400 441		BOLT - (AN3-7A)	2	
	404 887		NUT - (MS20365-1032C)	2	
-98	401 273		BOLT - (AN3-14A)	2	
	404 887		NUT - (MS20365-1032C)	2	
-99	407 573		WASHER - (AN960-1216)	1	
	477 621		NUT - (AN924-8D)	1	
-100	415 533		SCREW - (MS35206-243)	6	
-101	415 536		SCREW - (MS35206-246)	1	
	404 910		NUT - (MS20365-832C)	1	
-102	415 542		SCREW - (MS35206-252)	3	
	404 910		NUT - (MS20365-832C)	3	
-103	415 535		SCREW - (MS35206-245)	2	
	404 910		NUT - (MS20365-832C)	2	
-104	411 538		SCREW - (MS35207-269)	1	
	404 887		NUT - (MS20365-1032C)	1	

When ordering, always specify Part Number, Description and Serial Number of Aircraft

PIPER PARTS CATALOG

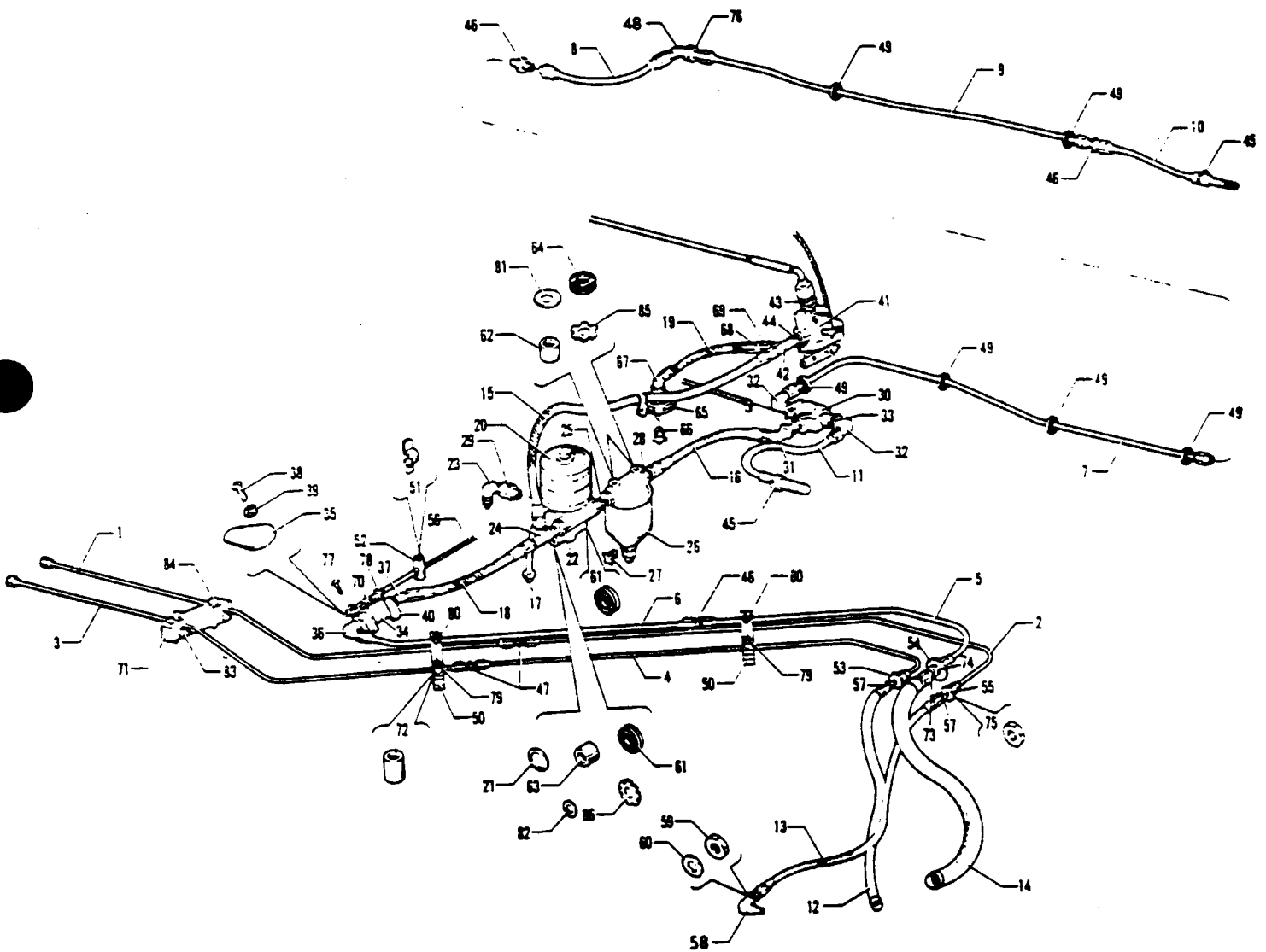


Figure 87 Left Engine Fuel System Installation

PIPER PARTS CATALOG

CODE EXPLANATIONS FOR FIGURE 87

- A - When ordering component parts for fuel pump, ascertain Piper Part Number or Model Number. Refer to Figure 93 if Part No. 42113-02 (Model A10000D) or Part No. 42113-06 (Model A10014C-44 or Model A10014D-44) is installed. Refer to Figure 94 if Part No. 43382-02 (Model A10060D) is installed.
- B - See Figure 93 for component parts.
- C - If Dukas Fuel Selector Valve 3487-00 has been installed, order Part No. 492 221.

PIPER PARTS CATALOG

Figure and Index Number	Part Number	Code	Nomenclature	No. Req.	Serial Numbers Affected
87-	43372		DRAWING - Fuel System Installation		
-1	22673-83		TUBE ASSEMBLY - Fuel gauge vent	1	
-2	22673-82		TUBE ASSEMBLY - Fuel gauge vent	1	
-3	22673-60		TUBE ASSEMBLY - Fuel flow pressure	1	
-4	22673-59		TUBE ASSEMBLY - Fuel flow pressure	1	
-5	41650-00		TUBE ASSEMBLY - Fuel	1	
-6	41651-00		TUBE ASSEMBLY - Fuel	1	
-7	41647-00		TUBE ASSEMBLY - Fuel	1	
-8	41648-00		TUBE ASSEMBLY - Fuel	1	
-9	41649-00		TUBE ASSEMBLY - Fuel	1	
-10	41656-00		STRAINER ASSEMBLY - Fuel tank finger (outboard)	1	
-11	41657-00		STRAINER ASSEMBLY - Fuel tank finger (inboard)	1	
-12	23745-14		HOSE ASSEMBLY - Fuel flow pressure	1	
-13	39999-02		HOSE ASSEMBLY - Fuel gauge vent	1	
-14	39995-02		HOSE ASSEMBLY - Fuel (565 269)	1	
-15	41230-07		HOSE ASSEMBLY - Fuel	1	
-16	41230-04		HOSE ASSEMBLY - Fuel	1	
-17	17766-95		HOSE ASSEMBLY - Drain, electric fuel pump	1	
-18	41230-10		HOSE ASSEMBLY - Fuel, left	1	
-19	17766-101		HOSE ASSEMBLY - Crossfeed drain	1	
-20	43382-02	A	PUMP ASSEMBLY - Fuel, emergency (A10060D)	1	
-21	462 061		GASKET - (MS29512-8)	9	
-22	477 621		NUT - Electric fuel pump (AN924-8D)	3	
-23	458 894		ELBOW - Electric fuel pump (AN822-4D)	1	
-24	41618-00		TEE - Electric fuel pump	1	
-25	41617-02		UNION - Electric fuel pump	1	
-26	74134-04	B	FILTER ASSEMBLY - Fuel (561 044)	1	
-27	492 100		* VALVE - Drain, fuel filter (CCA-7450)	1	
-28	41620-00		UNION - Fuel filter assembly	1	
-29	451 854		ADAPTER - (W/H 3200 x 2)	1	
-30	492 109	B,C	VALVE ASSEMBLY - Fuel (800412-00)	1	
-31	41623-00		ELBOW - Fuel valve (458 861)	1	
-32	41622-00		ELBCW - Fuel valve (458 860)	2	
-33	477 621		NUT - (AN924-8D)	3	
-34	492 111	B	VALVE - Fuel shut-off, left (PA-757A)	1	
-35	41626-00		ARM - Valve actuator	1	
-36	458 898		ELBCW - Fuel shut-off, left (AN822-8D)	1	
-37	458 886		ELBCW - Fuel shut-off, left (AN823-8D)	1	
-38	415 752		SCREW - Fuel shut-off, left (AN515-832R6)	2	
-39	407 120		WASHER - Tooth lock (AN936-B8)	2	
-40	42335-00		CLAMP - Fuel shut-off valve	2	
-41	492 110	B	VALVE - Fuel, crossfeed (800411-00) left	1	
-42	41618-00		TEE - Crossfeed valve	1	
-43	491 053		UNION - Crossfeed valve (AN815-8D)	1	
-44	477 621		NUT - Crossfeed valve (AN924-8D)	1	
-45	454 921		CLAMP - (QS100-M10)	2	
-46	491 053		UNION - (AN815-8D)	3	
-47	491 048		UNION - (AN815-2D)	2	
-48	458 914		ELBOW - 45 Degrees (AN837-8D)	1	

When ordering, always specify Part Number, Description, and Serial Number of Aircraft

Revised February 18, 1994

PA-31-300

PIPER PARTS CATALOG

Figure and Index Number	Part Number	Code	NOMENCLATURE	No. Req.	SERIAL NUMBERS AFFECTED
87-49	41586-00		GROMMET - Fuel line	6	
-50	41580-00		BLOCK - Retaining, fuel line	2	
-51	18219-00		CLAMP - Fuel shut-off valve cable	1	
-52	18132-00		LUG - Fuel shut-off valve cable	1	
-53	40849-08		PLACARD - "Fuel Flow Pressure"	1	
-54	40849-11		PLACARD - "Fuel Supply"	1	
-55	40849-12		PLACARD - "Fuel Gauge Vent"	1	
-56	42628-02		CABLE ASSEMBLY - Fuel control, shut-off, left	1	
-57	23319-00		UNION - Flared tube	2	
-58	458 899		ELBOW - (AN833-3D) 90 Degrees	1	
-59	477 617		NUT - (AN924-3D)	1	
-60	407 599		WASHER - (AN960-PD616)	1	
-61	434 129		GROMMET - (AN931-5-9)	3	
-62	41413-16		BUSHING - Fuel filter	2	
-63	41413-15		BUSHING - Electric fuel pump	3	
-64	434 166		GROMMET - Fuel filter (AN931A6-10)	2	
-65	41683-05		VALVE ASSEMBLY - Fuel drain	1	
-66	492 100		VALVE - Fuel drain (CCA-7450)	1	
-67	458 891		ELBOW - Fuel drain (AN823-4D)	1	
-68	484 297		REDUCER - Crossfeed (8-4TRTX-D)	1	
-69	477 624		NUT - Crossfeed (AN818-8D)	1	
-70	24091-03		CLEVIS - Fuel selector valve control rod	1	
-71	41584-00		BLOCK ASSEMBLY - Tube retaining	1	
-72	80012-59		SPACER - Control cable clamp	2	
-73	491 068		UNION - (AN832-8)	1	
-74	477 691		NUT - (AN924-8)	1	
-75	477 628		NUT - (AN924-3)	2	
-76	407 573		WASHER - (AN960-1216)	1	
	477 621		NUT - (AN924-8D)	1	
-77	400 674		BOLT - (AN23-12)	1	
	404 120		NUT - (AN310-C3)	1	
	424 059		COTTER PIN - (AN380-3-3)	1	
-78	404 224		NUT - (AN315-3R)	1	
-79	400 453		BOLT - (AN3-21A)	2	
	407 564		WASHER - (AN960-10)	2	
	404 887		NUT - (MS20365-1032C)	2	
-80	401 274		BOLT - (AN3-15A)	2	
	407 564		WASHER - (AN960-10)	2	
	404 887		NUT - (MS20365-1032C)	2	
-81	418 448		SCREW - Cap (MS35291-33)	2	
	81342-08		WASHER - Fuel filter mount	2	
-82	418 431		SCREW - Cap (MS35291-6)	3	
	85012-65		WASHER - Fuel pump mount	3	
-83	400 441		BOLT - (AN3-7A)	2	
	404 887		NUT - (MS20365-1032C)	2	
-84	401 273		BOLT - (AN3-14A)	2	
	404 887		NUT - (MS20365-1032C)	2	
-85	407 144		WASHER - Lock (AN936-8516)	2	
-86	407 127		WASHER - Lock (AN936-8416)	3	

When ordering, always specify Part Number, Description and Serial Number of Aircraft

PIPER PARTS CATALOG

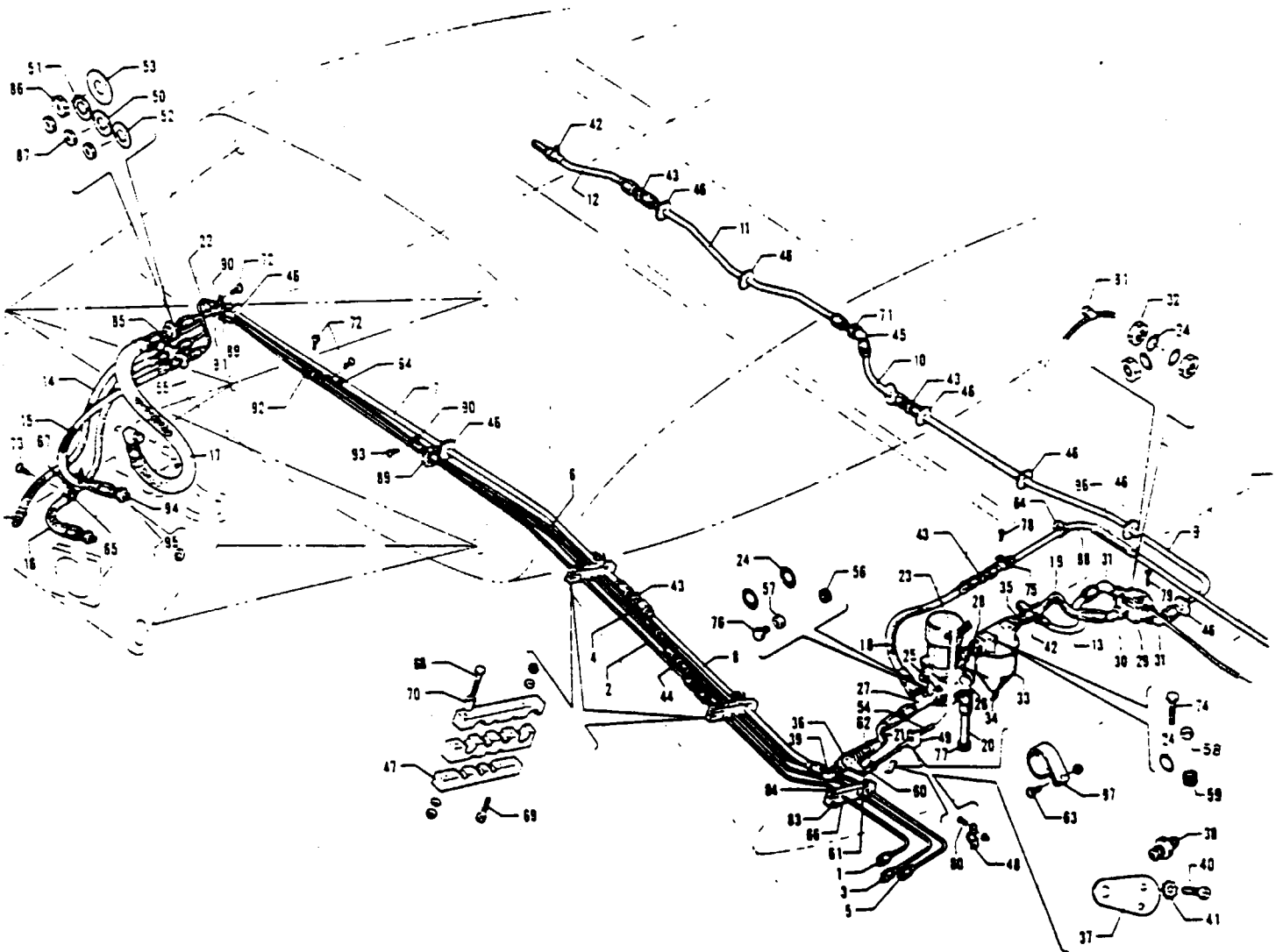


Figure 88 Right Engine Fuel System Installation

REVISED JUNE 1984

PIPER PARTS CATALOG

CODE EXPLANATIONS FOR FIGURE 88

- A - See Figure 93 for component parts.
- B - If Duke Fuel Selector Valve 3487-00 has been installed, order part for serial numbers 31-7300952 and up.

PIPER PARTS CATALOG

Figure and Index Number	Part Number	Code	Nomenclature	No. Req.	Serial Numbers Affected
88-	41500		DRAWING - Fuel System Installation		
-1	22673-28		TUBE ASSEMBLY - Instrument air, deck pressure	1	
-2	22673-25		TUBE ASSEMBLY - Instrument air, deck pressure	1	
-3	22673-47		TUBE ASSEMBLY - Fuel pressure	1	
-4	22673-45		TUBE ASSEMBLY - Fuel pressure	1	
-5	22673-66		TUBE ASSEMBLY - Fuel flow pressure	1	
-6	22673-64		TUBE ASSEMBLY - Fuel flow pressure	1	
-7	41653-00		TUBE ASSEMBLY - Fuel	1	
-8	41651-00		TUBE ASSEMBLY - Fuel	1	
-9	41647-01		TUBE ASSEMBLY - Fuel	1	
-10	41648-00		TUBE ASSEMBLY - Fuel	1	
-11	41649-00		TUBE ASSEMBLY - Fuel	1	
-12	41656-00		STRAINER ASSEMBLY - Fuel tank finger (outboard)	1	
-13	41657-00		STRAINER ASSEMBLY - Fuel tank finger (inboard)	1	
-14	23745-14		HOSE ASSEMBLY - Fuel flow pressure	1	
-15	17766-93		HOSE ASSEMBLY - Instrument air deck, pressure	1	
-16	23745-15		HOSE ASSEMBLY - Fuel pressure	1	
-17	39995-02		HOSE ASSEMBLY - Fuel (565 269)	1	
-18	41230-06		HOSE ASSEMBLY - Fuel	1	
-19	41230-04		HOSE ASSEMBLY - Fuel	1	
-20	17766-95		HOSE ASSEMBLY - Drain, electric fuel pump	1	
-21	41230-05		HOSE ASSEMBLY - Fuel, right	1	
-22	41655-00		TUBE ASSEMBLY - Fuel	1	
-23	42113-06	A	PUMP ASSEMBLY - Fuel, emergency	1	
-24	462 061		GASKET - Electric fuel pump (MS29512-8)	10	
-25	477 621		NUT - Electric fuel pump (AN924-8D)	3	
-26	458 894		ELBOW - Electric fuel pump (AN822-4D)	1	
-27	41618-00		TEE - Electric fuel pump	1	
-28	41617-02		UNION - Electric fuel pump	1	
-29	492 109	A,B	VALVE ASSEMBLY - Fuel selector (800412-00) Scott	1	31-5 to 31-7300951 inclusive
	492 239	A	VALVE ASSEMBLY - Fuel selector (3487-00-1) Dukes	1	31-7300952 and up
-30	41623-00		ELBOW - Fuel valve (458 861)	1	
-31	41622-00		ELBOW - Fuel valve (458 860)	2	
-32	477 621		NUT - (AN924-8D)	3	
-33	74134-05	A	FILTER ASSEMBLY - Fuel (561 045)	1	
-34	492 100		* VALVE - Drain, fuel filter (CCA-7450)	1	
-35	41620-00		UNION - Fuel filter assembly	1	
-36	492 111	A	VALVE - Fuel shut-off, right (P4-757A)	1	
-37	41626-00		ARM - Valve actuator	1	
-38	476 664		NIPPLE - Fuel shut-off, right (AN816-8D)	1	
-39	458 898		ELBOW - Fuel shut-off, right (AN822-8D)	1	
-40	415 752		SCREW - Fuel shut-off, right (AN515-832R6)	2	
-41	407 120		WASHER - Toothlock (AN936-B8)	2	
-42	454 921		CLAMP - (SAE TY F-10)	2	
-43	491 053		UNION - (AN815-8D)	4	
-44	491 048		UNION - (AN815-2D)	3	
-45	458 914		ELBOW - 45 Degrees (AN837-8D)	1	
-46	41586-00		GROMMET - Fuel line	8	
-47	41580-05		BLOCK - Retaining, fuel line	2	
-48	18219-00		CLAMP - Fuel shut-off valve cable	2	
-49	18132-00		LUG - Fuel shut-off valve cable	2	

When ordering, always specify Part Number, Description, and Serial Number of Aircraft

PIPER PARTS CATALOG

Figure and Index Number	Part Number	Code	NOMENCLATURE	No. Req.	SERIAL NUMBERS AFFECTED
88-50	40849-07		PLACARD - "Fuel Pressure"	1	
-51	40849-08		PLACARD - "Fuel Flow Pressure"	1	
-52	40849-09		PLACARD - "Instrument Air Deck Pressure"	1	
-53	40849-11		PLACARD - "Fuel Supply"	1	
-54	42628-02		CABLE ASSEMBLY - Fuel control, shut-off, right	1	
-55	23319-00		UNION - Flared tube	3	
-56	434 129		GROMMET - (AN931-5-9)	3	
-57	41413-15		BUSHING - Electric fuel pump	3	
-58	41413-16		BUSHING - Fuel filter	2	
-59	434 166		GROMMET - Fuel filter (AN931-A6-10)	2	
-60	24091-03		CLEVIS - Fuel selector valve control rod	1	31-5 to 31-748 inclusive
	54175-00		JOINT - Ball (BL-103)	1	31-749 and up
-61	400 672		BOLT - (AN23-10)	1	31-5 to 31-748 inclusive
	404 392		NUT - (AN320-3)	1	31-5 to 31-748 inclusive
	424 059		COTTER PIN - (MS24865-283)	1	31-5 to 31-748 inclusive
	404 835		NUT - Ball joint (MS20364-1032C)	1	31-749 and up
-62	404 224		NUT - (AN315-3R)	1	
-63	415 754		SCREW - (AN515-832R8)	1	
	404 910		NUT - (MS20365-832C)	1	
-64	454 933		CLAMP - (PS10017-2-8)	1	
-65	554 885		CLAMP - (PS10017-2-24)	1	
-66	41584-00		BLOCK ASSEMBLY - Tube retaining	1	
-67	454 868		CLAMP - (PS10017-2-12)	1	
-68	400 453		BOLT - (AN3-21A)	2	
	407 564		WASHER - (AN960-10)	2	
	404 887		NUT - (MS20365-1032C)	2	
-69	401 274		BOLT - (AN3-15A)	2	
	407 564		WASHER - (AN960-10)	2	
	404 887		NUT - (MS20365-1032C)	2	
-70	80012-59		SPACER - Control cable clamp	2	
-71	407 573		WASHER - (AN960-1218)	1	
	477 621		NUT - (AN924-8D)	1	
-72	417 775		SCREW - (AN520-1032R8)	2	
	404 887		NUT - (MS20365-1032C)	2	
-73	415 450		SCREW - (AN526-832R10)	1	
	404 910		NUT - (MS20365-832C)	1	
-74	418 448		SCREW - Cap (MS35291-33)	2	
	81342-08		WASHER - Fuel filter mount	2	
-75	454 977		CLAMP - (PS10017-2-16)	1	
-76	418 431		SCREW - Cap (MS35291-6)	3	
	85012-65		WASHER - Fuel pump mount	3	
-77	434 135		GROMMET - (AN931-8-13)	1	
-78	415 449		SCREW - (AN526-832R8)	1	
	404 910		NUT - (MS20365-832C)	1	
-79	415 458		SCREW - (AN526-832R24)	4	
	404 910		NUT - (MS20365-832C)	4	
-80	415 449		SCREW - (AN526-832R8)	2	
	404 833		NUT - (MS20364-832C)	2	
-81	454 880		CLAMP - (PS10017-1-4)	1	
-82	415 754		SCREW - (AN515-832R8)	2	
	404 910		NUT - (MS20365-832C)	2	
-83	400 441		BOLT - (AN3-7A)	2	
	404 887		NUT - (MS20365-1032C)	2	
-84	401 273		BOLT - (AN3-14A)	2	
	404 887		NUT - (MS20365-1032C)	2	

When ordering, always specify Part Number, Description and Serial Number of Aircraft

PIPER PARTS CATALOG

Figure and Index Number	Part Number	Code	NOMENCLATURE	No. Req.	SERIAL NUMBERS AFFECTED
88-85	491 068		UNION - (AN832-8)	1	
-86	477 691		NUT - (AN924-8)	1	
-87	477 628		NUT - (AN924-3)	3	
-88	41654-00		TUBE ASSEMBLY - Fuel	1	
-89	189 625		GROMMET - Caterpillar (MS21266-1N) 12 3/4" L.	AR	
-90	454 938		CLAMP - (A4980S-14-91)	2	
-91	458 881		ELBOW - 90 Degree (AN821-8D)	1	
-92	454 927		CLAMP - (PS10017-2-2)	3	
-93	416 995		SCREW - (AN528-1032R8)	2	
	404 887		NUT - (MS20365-1032C)	2	
-94	484 351		REDUCER - (AN919-2D)	1	
-95	462 027		GASKET - (AN6290-4)	1	
-96	16633-89		HOSE ASSEMBLY - Flexible	2	
-97	42335-00		CLAMP - Fuel shut-off valve	2	

When ordering, always specify Part Number, Description and Serial Number of Aircraft

3A24
INTENTIONALLY LEFT BLANK

PIPER PARTS CATALOG

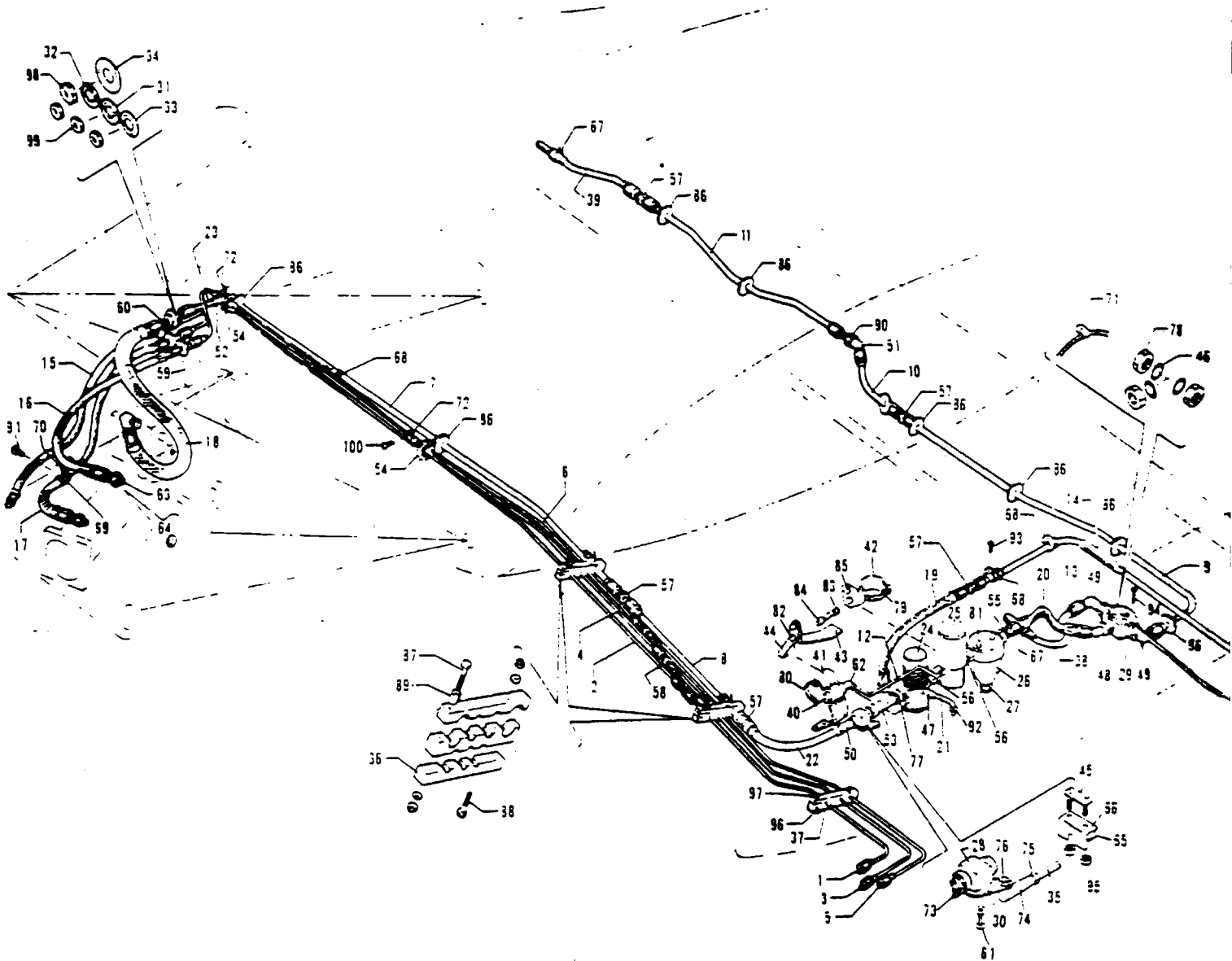


Figure 89 Right Engine Fuel System Installation

REVISED APRIL 1982

PA-31-525

PIPER PARTS CATALOG

CODE EXPLANATIONS FOR FIGURE 89

A - See Figure 93 for component parts.

PIPER PARTS CATALOG

Figure and Index Number	Part Number	Code	Nomenclature	No. Req.	Serial Numbers Affected
89-	41500		DRAWING - Fuel System Installation		
	54373		DRAWING - Fuel System Installation		
	53871		DRAWING - Engine Installation		
-1	22673-28		TUBE ASSEMBLY - Instrument air, deck pressure	1	
-2	22673-26		TUBE ASSEMBLY - Instrument air, deck pressure	1	
-3	22673-47		TUBE ASSEMBLY - Fuel pressure	1	
-4	22673-45		TUBE ASSEMBLY - Fuel pressure	1	
-5	22673-66		TUBE ASSEMBLY - Fuel flow pressure	1	
-6	22673-64		TUBE ASSEMBLY - Fuel	1	
-7	41653-00		TUBE ASSEMBLY - Fuel	1	
-8	80004-18		TUBE ASSEMBLY - Fuel	1	
-9	41647-01		TUBE ASSEMBLY - Fuel	1	
-10	41648-00		TUBE ASSEMBLY - Fuel	1	
-11	41649-00		TUBE ASSEMBLY - Fuel	1	
-12	23195-17		LINE ASSEMBLY - Fuel	1	
-13	41654-00		TUBE ASSEMBLY - Fuel	1	
-14	16633-89		HOSE ASSEMBLY - Flexible	2	
-15	23745-14		HOSE ASSEMBLY - Fuel flow pressure	1	
-16	17766-93		HOSE ASSEMBLY - Instrument air deck, pressure	1	
-17	23745-15		HOSE ASSEMBLY - Fuel pressure	1	
-18	39995-02		HOSE ASSEMBLY - Fuel (565 269)	1	
-19	39997-10		HOSE ASSEMBLY - Fuel	1	
-20	41230-04		HOSE ASSEMBLY - Fuel	1	
-21	17766-90		HOSE ASSEMBLY - Drain, emergency fuel pump	1	
-22	41230-06		HOSE ASSEMBLY - Fuel	1	
-23	41655-00		TUBE ASSEMBLY - Fuel	1	
-24	42113-05	A	PUMP ASSEMBLY - Fuel, emergency	1	
-25	421802		PUMP ASSEMBLY - Fuel, boost (PS50109-7)	1	
-26	74134-05	A	FILTER ASSEMBLY - Fuel (561 045)	1	
-27	492 100		* VALVE - Drain, fuel filter (CAA-7450)	1	
-28	492 111	A	VALVE - Fuel shut-off, right (P4-757A)	1	
-29	492 239	A	VALVE ASSEMBLY - Fuel selector (3487-00-1) Dukas	1	
-30	41626-00		ARM - Valve actuator	1	
-31	40849-07		PLACARD - 'Fuel Pressure'	1	
-32	40849-08		PLACARD - 'Fuel Flow Pressure'	1	
-33	40849-09		PLACARD - 'Instrument Air Deck Pressure'	1	
-34	40849-11		PLACARD - 'Fuel Supply'	1	
-35	42628-02		CABLE ASSEMBLY - Fuel control, shut-off, right	1	
-36	41580-05		BLOCK - Retaining, fuel line	2	
-37	41584-00		BLOCK ASSEMBLY - Tube retaining	1	
-38	41657-00		STRAINER ASSEMBLY - Fuel tank finger (inboard)	1	
-39	41656-00		STRAINER ASSEMBLY - Fuel tank finger (outboard)	1	
-40	74093-02		SWITCH - Pressure (688 192)	1	
-41	54341-02		BRACKET ASSEMBLY - Valve, fuel shut-off	1	
-42	54326-03		BRACKET - Fuel boost pump	1	
-43	54329-02		BRACKET - Fuel control cable	1	
-44	54343-03		BRACKET - Fuel pump	1	
-45	54345-02		PLATE ASSEMBLY - Bolt	1	

When ordering, always specify Part Number, Description, and Serial Number of Aircraft

PIPER PARTS CATALOG

Figure and Index Number	Part Number	Code	NOMENCLATURE	No. Req.	SERIAL NUMBERS AFFECTED
89-46	462 061		GASKET - (MS29512-8)	10	
-47	458 894		ELBOW - Emergency fuel pump (AN822-4D)	1	
-48	41623-00		ELBOW - Fuel valve (458 861)	1	
-49	41622-00		ELBOW - Fuel valve (458 860)	2	
-50	458 886		ELBOW - Fuel shut-off, right (AN823-8D)	1	
-51	458 914		ELBOW - 45 Degrees (AN837-8D)	1	
-52	458 881		ELBOW - 90 Degrees (AN821-8D)	1	
-53	41618-02		TEE - Emergency fuel pump	1	
-54	189 625		GROMMET - Caterpillar (MS21266-1N) 12 3/4" L	AR	
-55	41620-00		UNION - Fuel filter assembly	1	
-56	41617-02		UNION - Fuel boost	2	
-57	491 053		UNION - (AN815-8D)	4	
-58	491 048		UNION - (AN815-2D)	3	
-59	23319-00		UNION - Flared tube	3	
-60	491 068		UNION - (AN832-8)	1	
-61	415 533		SCREW - Fuel shutoff, right (MS35206-243)	2	
-62	458 872		ELBOW - (MS20822-2D)	1	
-63	484 351		REDUCER - (AN919-2D)	1	
-64	462 027		GASKET - (AN6290-4)	1	
-65	18219-00		CLAMP - Fuel shut-off valve cable	1	
-66	18132-00		LUG - Fuel shut-off valve cable	1	
-67	454 921		CLAMP - (SAE TY F-10)	2	
-68	454 933		CLAMP - (PS10017-2-8)	3	
-69	554 885		CLAMP - (PS10017-2-24)	1	
-70	454 868		CLAMP - (PS10017-2-12)	1	
-71	454 929		CLAMP - (PS10017-2-4)	1	
-72	454 862		CLAMP - (PS10017-2-14)	2	
-73	42335-00		CLAMP - Fuel shut-off valve	2	
-74	54175-00		JOINT - Ball (BL-103)	1	
-75	404 224		NUT - (AN315-3R)	1	
-76	404 835		NUT - Ball joint (MS20364-1032C)	1	
-77	477 621		NUT - (AN924-8D)	3	
-78	477 621		NUT - (AN924-8D)	3	
-79	554 649		CLAMP - Boost pump (PS10017-20-48)	1	
-80	47222-00		CLIP - Pressure switch	1	
-81	418 448		SCREW - Cap (MS35291-33)	2	
	41413-16		BUSHING - Fuel filter mount	2	
	434 166		GROMMET - (MS35489-40)	2	
	81342-08		WASHER - Fuel filter mount	2	
	407 127		WASHER - Lock (AN936-B416)	2	
-82	418 431		SCREW - Cap (MS35291-6)	2	
	41413-15		BUSHING - Emergency pump mount	2	
	434 175		GROMMET - (MS35489-38)	2	
	85012-65		WASHER - Emergency pump mount	2	
	407 127		WASHER - Lock (AN936-B416)	2	
-83	418 434		SCREW - Cap (MS35291-8)	1	
	85012-65		WASHER - Emergency pump mount	1	
	407 127		WASHER - Lock (AN936-B416)	1	
	41413-15		BUSHING - Emergency pump mount	1	
-84	14976-106		BUSHING - Emergency pump mount	1	

When ordering, always specify Part Number, Description and Serial Number of Aircraft

PIPER PARTS CATALOG

Figure and Index Number	Part Number	Code	NOMENCLATURE	No. Req.	SERIAL NUMBERS AFFECTED
89-85	400 102		BOLT - (AN4-5)	2	
	41413-15		BUSHING - Boost pump mount	2	
	85012-65		WASHER - Boost pump mount	2	
	407 127		WASHER - Lock (AN936-8416)	2	
	404 888		NUT - (MS20365-428C)	2	
	434 129		GROMMET - (MS35489-9)	2	
	407 585		WASHER - (AN960-416L)	4	
-86	41586-00		GROMMET - Fuel line	8	
-87	400 453		BOLT - (AN3-21A)	2	
	407 564		WASHER - (AN960-10)	2	
	404 887		NUT - (MS20365-1032C)	2	
-88	401 274		BOLT - (AN3-15A)	2	
	407 564		WASHER - (AN960-10)	2	
	404 887		NUT - (MS20365-1032C)	2	
-89	80012-59		SPACER - Control cable clamp	2	
-90	407 573		WASHER - (AN960-1216)	1	
	477 621		NUT - (AN924-8D)	1	
-91	415 536		SCREW - (MS35206-246)	1	
	404 910		NUT - (MS20365-832C)	1	
-92	434 135		GROMMET - (MS35489-14)	1	
-93	411 532		SCREW - (MS35207-263)	2	
	404 887		NUT - (MS20365-1032C)	2	
-94	415 542		SCREW - (MS35206-252)	3	
	404 910		NUT - (MS20365-832C)	3	
-95	404 833		NUT - (MS20364-832C)	2	
-96	400 441		BOLT - (AN3-7A)	2	
	404 887		NUT - (MS20365-1032C)	2	
-97	401 273		BOLT - (AN3-14A)	2	
	404 887		NUT - (MS20365-1032C)	2	
-98	477 691		NUT - (AN924-8)	1	
-99	477 628		NUT - (AN924-3)	3	
-100	411 532		SCREW - (MS35207-263)	2	
	404 887		NUT - (MS20365-1032C)	2	

When ordering, always specify Part Number, Description and Serial Number of Aircraft

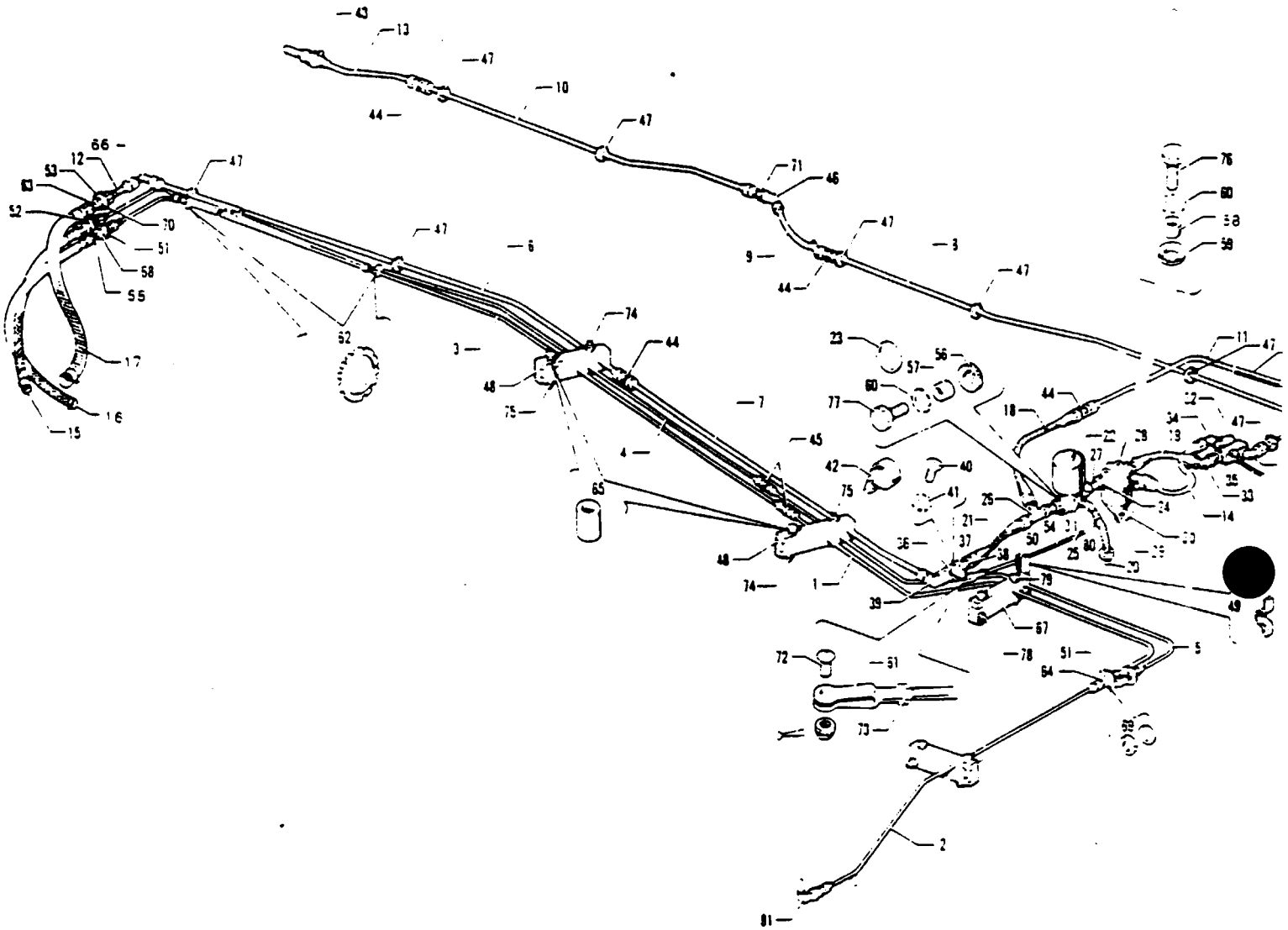


Figure 90 Right Engine Fuel System Installation

PIPER PARTS CATALOG

CODE EXPLANATIONS FOR FIGURE 90

- A - When ordering component parts for fuel pump, ascertain Piper Part Number or Model Number. Refer to Figure 93 if Part No. 42113-02 (Model A1000D) or Part No. 42113-06 (Model A10014C-44 or Model A10014D-44) is installed. Refer to Figure 94 if Part No. 43382-02 (Model A10060D) is installed.
- B - See Figure 93 for component parts.
- C - Used with Fuel Pump Part No. 43382-02 (Model A10060D).
- D - Used with Fuel Pump Part No. 42113-02 (Model A1000D).
- E - If Dukes Fuel Selector Valve 3487-00 has been installed, order Part No. 492 221.

PIPER PARTS CATALOG

Figure and Index Number	Part Number	Code	Nomenclature	No. Req.	Serial Numbers Affected
90-	43372		DRAWING - Fuel System Installation		
-1	22673-47		TUBE ASSEMBLY - Heater fuel	1	
-2	22673-49		TUBE ASSEMBLY - Heater fuel	1	
-3	22673-45		TUBE ASSEMBLY - Heater fuel	1	
-4	22673-64		TUBE ASSEMBLY - Fuel flow pressure	1	
-5	22673-66		TUBE ASSEMBLY - Fuel flow pressure	1	
-6	41653-00		TUBE ASSEMBLY - Fuel	1	
-7	41651-00		TUBE ASSEMBLY - Fuel	1	
-8	41647-01		TUBE ASSEMBLY - Fuel	1	
-9	41648-00		TUBE ASSEMBLY - Fuel	1	
-10	41649-00		TUBE ASSEMBLY - Fuel	1	
-11	41654-00		TUBE ASSEMBLY - Fuel	1	
-12	41655-00		TUBE ASSEMBLY - Fuel	1	
-13	41656-00		STRAINER ASSEMBLY - Fuel tank finger (outboard)	1	
-14	41657-00		STRAINER ASSEMBLY - Fuel tank finger (inboard)	1	
-15	23745-14		HOSE ASSEMBLY - Fuel flow pressure	1	
-16	23745-15		HOSE ASSEMBLY - Heater fuel	1	
-17	39995-02		HOSE ASSEMBLY - Fuel (565 269)	1	
-18	41230-06		HOSE ASSEMBLY - Fuel	1	
-19	41230-04		HOSE ASSEMBLY - Fuel	1	
-20	16633-43	C	HOSE - Drain, electric fuel pump	1	
	17766-95	D	HOSE - Drain, electric fuel pump	1	
-21	41230-05		HOSE ASSEMBLY - Fuel, right	1	
-22	43382-02	A	PUMP ASSEMBLY - Fuel, emergency (A10060D)	1	
-23	462 061		GASKET - Electric fuel pump (MS29512-8)	10	
-24	477 621		NUT - Electric fuel pump (AN924-8D)	3	
-25	458 940		ELBOW - Electric fuel pump (AN844-4D)	1	
-26	41618-00		TEE - Electric fuel pump	1	
-27	41617-02		UNION - Electric fuel pump	1	
-28	41620-00		UNION - Fuel filter assembly	1	
-29	74134-05	B	FILTER ASSEMBLY - Fuel (561 045)	1	
-30	492 100		* VALVE - Drain, fuel filter (CCA-7450)	1	
-31	451 854		ADAPTER - (W/H 3200 x 2)	1	
-32	492 109	B, E	VALVE - Fuel (800412-C0)	1	
-33	41623-00		ELBOW - Fuel valve (458 861)	1	
-34	41622-00		ELBOW - Fuel valve (458 860)	2	
-35	477 621		NUT - (AN924-8D)	3	
-36	492 111	B	VALVE - Fuel shut-off, right (P4-757A)	1	
-37	41626-00		ARM - Valve actuator	1	
-38	476 664		NIPPLE - Fuel shut-off, right (AN816-8D)	1	
-39	458 898		ELBOW - Fuel shut-off, right (AN822-8D)	1	
-40	415 752		SCREW - Fuel shut-off, right (AN515-832R6)	2	
-41	407 120		WASHER - Toothlock (AN936-B8)	2	
-42	42335-00		CLAMP - Fuel shut-off valve	2	
-43	454 921		CLAMP - (CS100- M1C)	2	
-44	491 053		UNION - (AN815-8D)	4	
-45	491 048		UNION - (AN815-2D)	2	
-46	458 914		ELBOW - (AN837-8D)	1	
-47	41586-00		GROMMET - Fuel line	8	
-48	41580-00		BLOCK - Retaining, fuel line	2	

When ordering, always specify Part Number, Description, and Serial Number of Aircraft

PIPER PARTS CATALOG

Figure and Index Number	Part Number	Code	NOMENCLATURE	No. Req.	SERIAL NUMBERS AFFECTED
90-49	18219-00		CLAMP - Fuel shut-off valve cable	1	
-50	18132-00		LUG - Fuel shut-off valve cable	1	
-51	40849-13		PLACARD - "Heater Fuel"	2	
-52	40849-08		PLACARD - "Fuel Flow Pressure"	1	
-53	40849-11		PLACARD - "Fuel Supply"	1	
-54	42628-02		CABLE ASSEMBLY - Fuel control, shut-off	1	
-55	23319-00		UNION - Flared tube	2	
-56	434 129		GROMMET - (AN931-5-9)	3	
-57	41413-15		BUSHING - Electric fuel pump	3	
-58	41413-16		BUSHING - Fuel filter	2	
-59	434 166		GROMMET - Fuel filter (AN931-A6-10)	2	
-60	407 127		WASHER - Lock (AN936-8416)	5	
-61	24091-03		CLEVIS - Fuel selector valve control rod	1	
-62	189 625		GROMMET - Caterpillar (MS21266-1N) 12 3/4" L.	AR	
-63	491 068		UNION - (AN832-8)	1	
-64	491 058		UNION - (AN832-2D)	1	
-65	80012-59		SPACER - Control cable clamp	2	
-66	458 881		ELBOW - 90 Degree (AN821-8D)	1	
-67	41584-00		BLOCK ASSEMBLY - Tube retaining	1	
-68	477 628		NUT - (AN924-3)	2	
-69	477 619		NUT - (AN924-2D)	1	
	407 566		WASHER - (AN960-516)	1	
-70	477 691		NUT - (AN924-8)	1	
-71	407 573		WASHER - (AN960-1216)	1	
	477 621		NUT - (AN924-8D)	1	
-72	400 674		BOLT - (AN23-12)	1	
	404 120		NUT - (AN310-C3)	1	
	424 069		COTTER PIN - (AN380-3-3)	1	
-73	404 224		NUT - (AN315-3R)	1	
-74	400 453		BOLT - (AN3-21A)	2	
	407 564		WASHER - (AN960-10)	2	
	404 887		NUT - (MS20365-1032C)	2	
-75	401 274		BOLT - (AN3-15A)	2	
	407 564		WASHER - (AN960-10)	2	
	404 887		NUT - (MS20365-1032C)	2	
-76	418 448		SCREW - Cap (MS35291-33)	2	
	81342-08		WASHER - Fuel filter mount	2	
-77	418 431		SCREW - Cap (MS35291-6)	3	
	85012-65		WASHER - Fuel pump mount	3	
-78	400 441		BOLT - (AN3-7A)	2	
	404 887		NUT - (MS20365-1032C)	2	
-79	401 273		BOLT - (AN3-14A)	2	
	404 887		NUT - (MS20365-1032C)	2	
-80	454 983		CLAMP - (SAE 8, Type "E")	1	
-81	458 876		ELBOW - (AN833-2D) 90 Degree	1	
-82	82371-116		HOSE ASSEMBLY - Flexible	1	

When ordering, always specify Part Number, Description and Serial Number of Aircraft

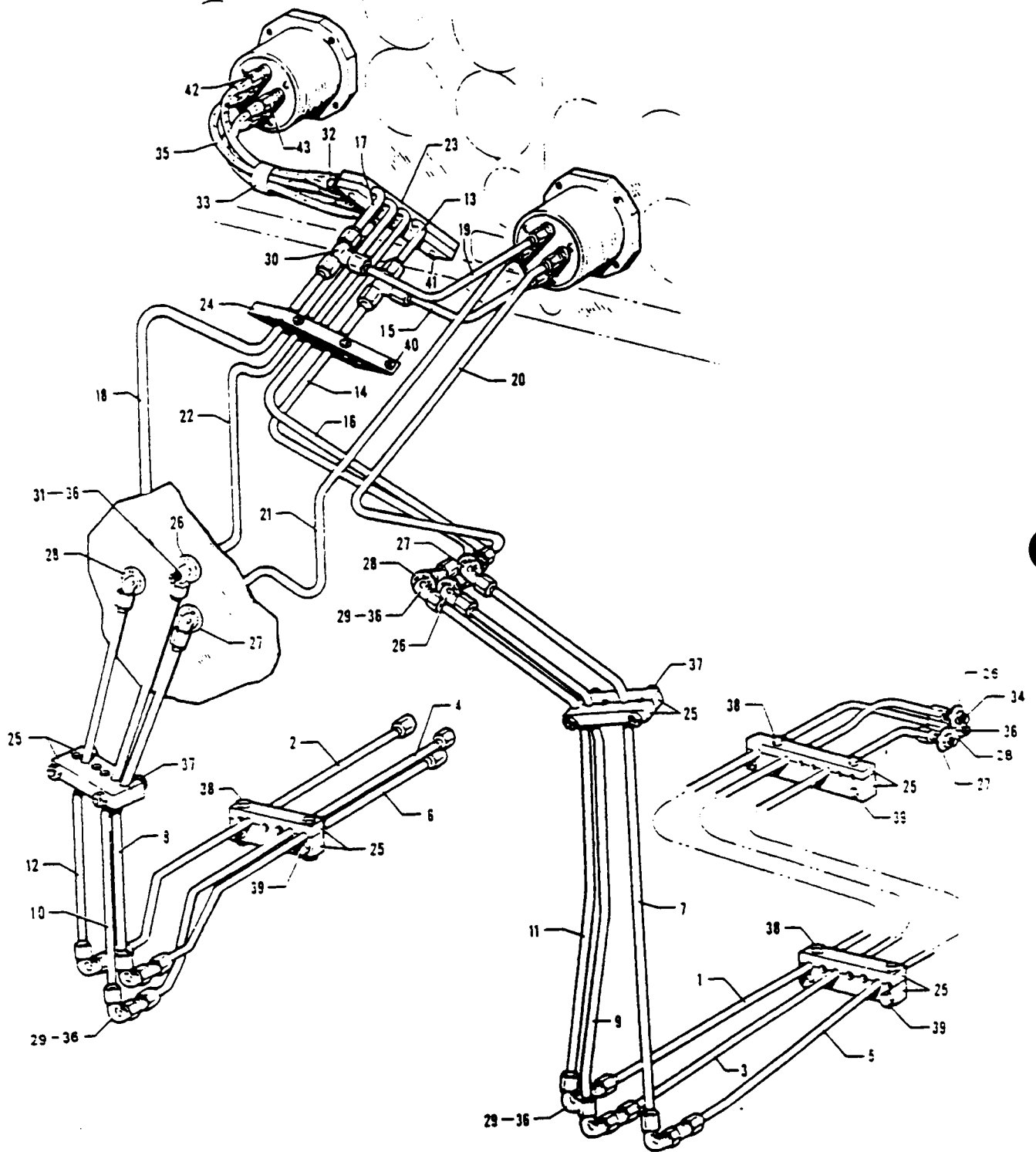


Figure 91. Fuel Flow and Pressure Gauge Installation

PIPER PARTS CATALOG

CODE EXPLANATIONS FOR FIGURE 91

PIPER PARTS CATALOG

Figure and Index Number	Part Number	Code	NOMENCLATURE	No. Req.	SERIAL NUMBERS AFFECTED
91-	41500		DRAWING - Fuel System Installation		
-1	22673-24		TUBE ASSEMBLY - Instrument air, deck pressure, left	1	
-2	22673-30		TUBE ASSEMBLY - Instrument air, deck pressure, right	1	
-3	22673-43		TUBE ASSEMBLY - Fuel pressure, left	1	
-4	22673-49		TUBE ASSEMBLY - Fuel pressure, right	1	
-5	22673-62		TUBE ASSEMBLY - Fuel flow pressure, left	1	
-6	22673-68		TUBE ASSEMBLY - Fuel flow pressure, right	1	
-7	22673-71		TUBE ASSEMBLY - Fuel flow pressure, left	1	
-8	22673-69		TUBE ASSEMBLY - Fuel flow pressure, right	1	
-9	22673-53		TUBE ASSEMBLY - Fuel pressure, left	1	
-10	22673-51		TUBE ASSEMBLY - Fuel pressure, right	1	
-11	80004-11		TUBE ASSEMBLY - Instrument air, deck pressure, left	1	
-12	22673-34		TUBE ASSEMBLY - Instrument air, deck pressure, right	1	
-13	22673-12		TUBE ASSEMBLY - Instrument air, deck pressure, left	1	31-5 to 31-7512039 inclusive
-14	22673-10		TUBE ASSEMBLY - Instrument air, deck pressure, left	1	
-15	22673-16		TUBE ASSEMBLY - Instrument air, deck pressure, left	1	31-5 to 31-7912050 incl
	22673-32		TUBE ASSEMBLY - Instrument air, deck pressure, left	1	31-7912051 and up
-16	22673-38		TUBE ASSEMBLY - Fuel flow pressure, left	1	31-5 to 31-7912050 incl
	22673-100		TUBE ASSEMBLY - Fuel flow pressure, left	1	31-7912051 and up
-17	22673-12		TUBE ASSEMBLY - Instrument air, deck pressure, right	1	31-5 to 31-7512039 inclusive
-18	22673-14		TUBE ASSEMBLY - Instrument air, deck pressure, right	1	
-19	22673-16		TUBE ASSEMBLY - Instrument air, deck pressure, right	1	31-5 to 31-7912050 incl
	22673-28		TUBE ASSEMBLY - Instrument air, deck pressure, right	1	31-7912051 and up
-20	22673-55		TUBE ASSEMBLY - Fuel pressure, left	1	31-5 to 31-7512039 inclusive
	22673-51		TUBE ASSEMBLY - Fuel pressure, left	1	31-7512040 and up
-21	22673-36		TUBE ASSEMBLY - Fuel flow, right	1	31-5 to 31-7912050 incl
	22673-100		TUBE ASSEMBLY - Fuel flow, right	1	31-7912051 and up
-22	22673-57		TUBE ASSEMBLY - Fuel pressure, right	1	31-5 to 31-7512039 inclusive
	22673-55		TUBE ASSEMBLY - Fuel pressure, right	1	31-7512040 and up
-23	41583-00		BLOCK - Tube retaining	2	31-5 to 31-7512039 incl
-24	41630-00		BLOCK - Tube retaining	2	
-25	41584-00		BLOCK ASSEMBLY - Tube retaining	5	
-26	40849-07		PLACARD - "Fuel Pressure"	4	
-27	40849-08		PLACARD - "Fuel Flow Pressure"	4	
-28	40849-09		PLACARD - "Instrument Air, Deck Pressure"	4	
-29	458 876		ELBOW - 90 Degrees (AN833-2D)	4	
-30	488 318		TEE - (AN824-2D)	2	
-31	488 519		TEE - (AN804-2D)	1	
-32	491 048		UNION - (AN815-2D)	4	
-33	487 624		STRAP ASSEMBLY - (P V C G-123)	1	
-34	491 058		UNION - (AN832-2D)	6	
-35	80048-04		HOSE ASSEMBLY - Fuel pressure	4	
-36	477 619		NUT - (AN924-2D)	18	
	407 566		WASHER - (AN960-516)	18	
-37	401 273		BOLT - (AN3-14A)	4	
	404 887		NUT - (MS20365-1032C)	4	
-38	401 273		BOLT - (AN3-14A)	6	
	404 887		NUT - (MS20365-1032C)	6	
-39	400 441		BOLT - (AN3-7A)	6	
	404 887		NUT - (MS20365-1032C)	6	
-40	415 153		SCREW - (AN526-632R14)	3	
	404 909		NUT - (MS20365-632C)	3	
-41	415 457		SCREW - (AN526-832R22)	3	
	404 910		NUT - (MS20365-832C)	3	
-42	476 649		NIPPLE - (AN816-2D)	2	
-43	476 649		NIPPLE - (AN816-2D)	2	31-5 to 31-7401234 inclusive
	54209-02		NIPPLE - Pressure snubber	2	31-7401235 and up
-44	54706-02		ANGLE - Line support	1	31-7512040 and up

When ordering, always specify Part Number, Description and Serial Number of Aircraft

3B13
INTENTIONALLY LEFT BLANK

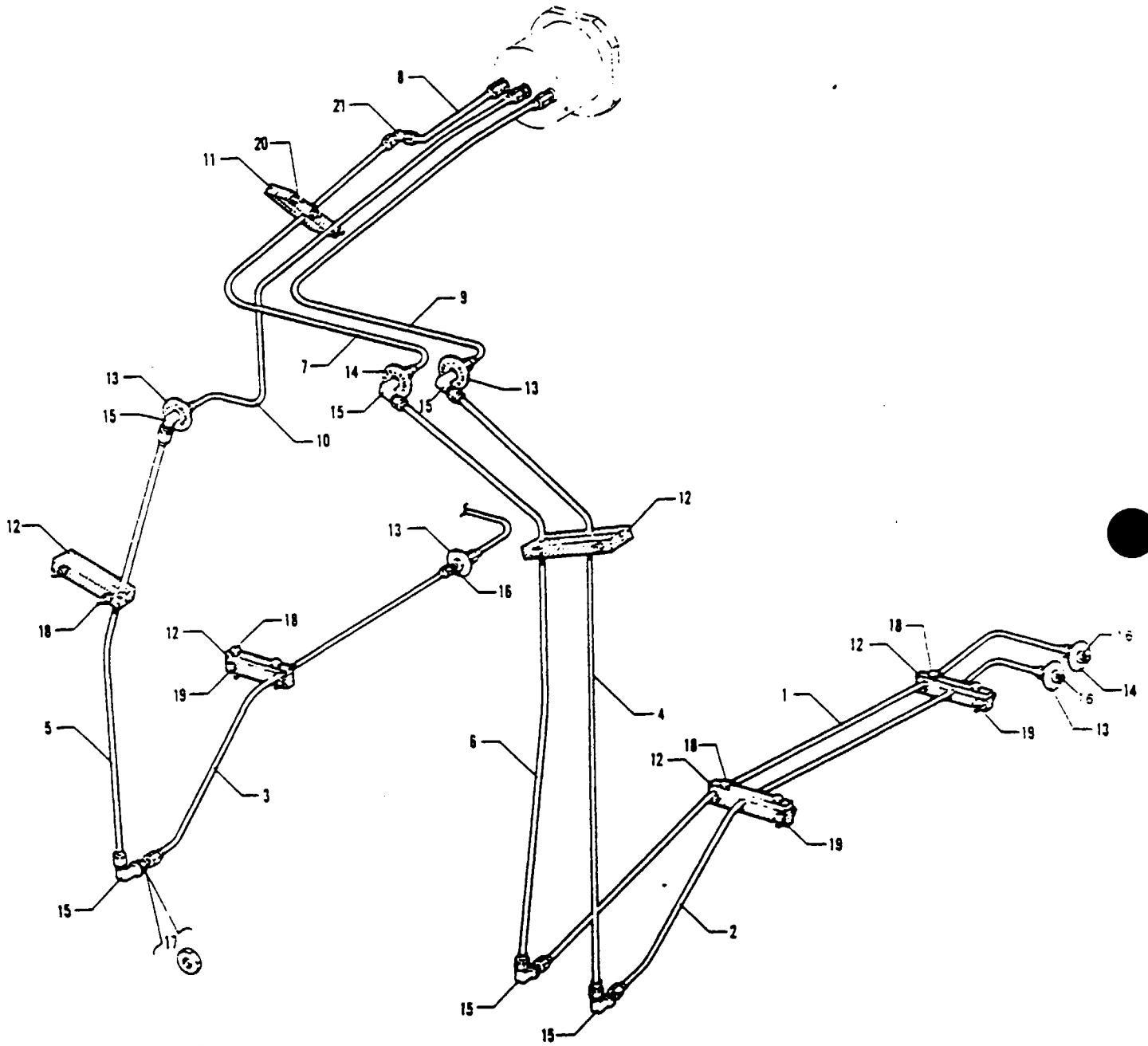


Figure 92. Fuel Flow Gauge Installation

PIPER PARTS CATALOG

CODE EXPLANATIONS FOR FIGURE 92

PIPER PARTS CATALOG

Figure and Index Number	Part Number	Code	NOMENCLATURE	No. Req.	SERIAL NUMBERS AFFECTED
92-	43372		DRAWING - Fuel System Installation		
-1	22673-84		TUBE ASSEMBLY - Fuel gauge vent, left	1	
-2	22673-62		TUBE ASSEMBLY - Fuel flow pressure, left	1	
-3	22673-68		TUBE ASSEMBLY - Fuel flow pressure, right	1	
-4	22673-71		TUBE ASSEMBLY - Fuel flow pressure, left	1	
-5	22673-69		TUBE ASSEMBLY - Fuel flow pressure, right	1	
-6	22673-85		TUBE ASSEMBLY - Fuel gauge vent, left	1	
-7	22673-80		TUBE ASSEMBLY - Fuel gauge vent	1	
-8	22673-81		TUBE ASSEMBLY - Fuel gauge vent	1	
-9	22673-38		TUBE ASSEMBLY - Fuel flow pressure, left	1	
-10	22673-36		TUBE ASSEMBLY - Fuel flow pressure, right	1	
-11	41630-00		BLOCK - Tube retaining	2	
-12	41584-00		BLOCK ASSEMBLY - Tube retaining	5	
-13	40849-08		PLACARD - "Fuel Flow Pressure"	4	
-14	40849-12		PLACARD - "Fuel Gauge Vent"	2	
-15	458 876		ELBOW - (AN833-2D) 90 Degrees	6	
-16	491 068		UNION - (AN832-2D)	3	
-17	477 619		NUT - (AN924-2D)	10	
	407 566		WASHER - (AN960-516)	10	
-18	401 273		BOLT - (AN3-14A)	10	
	404 887		NUT - (MS20365-1032C)	10	
-19	400 441		BOLT - (AN3-7A)	6	
	404 887		NUT - (MS20365-1032C)	6	
-20	415 153		SCREW - (AN526-632R14)	3	
	404 909		NUT - (MS20365-832C)	3	
-21	558 929		ELBOW - (AN821-2D) 90 Degrees	1	

When ordering, always specify Part Number, Description and Serial Number of Aircraft

PIPER PARTS CATALOG

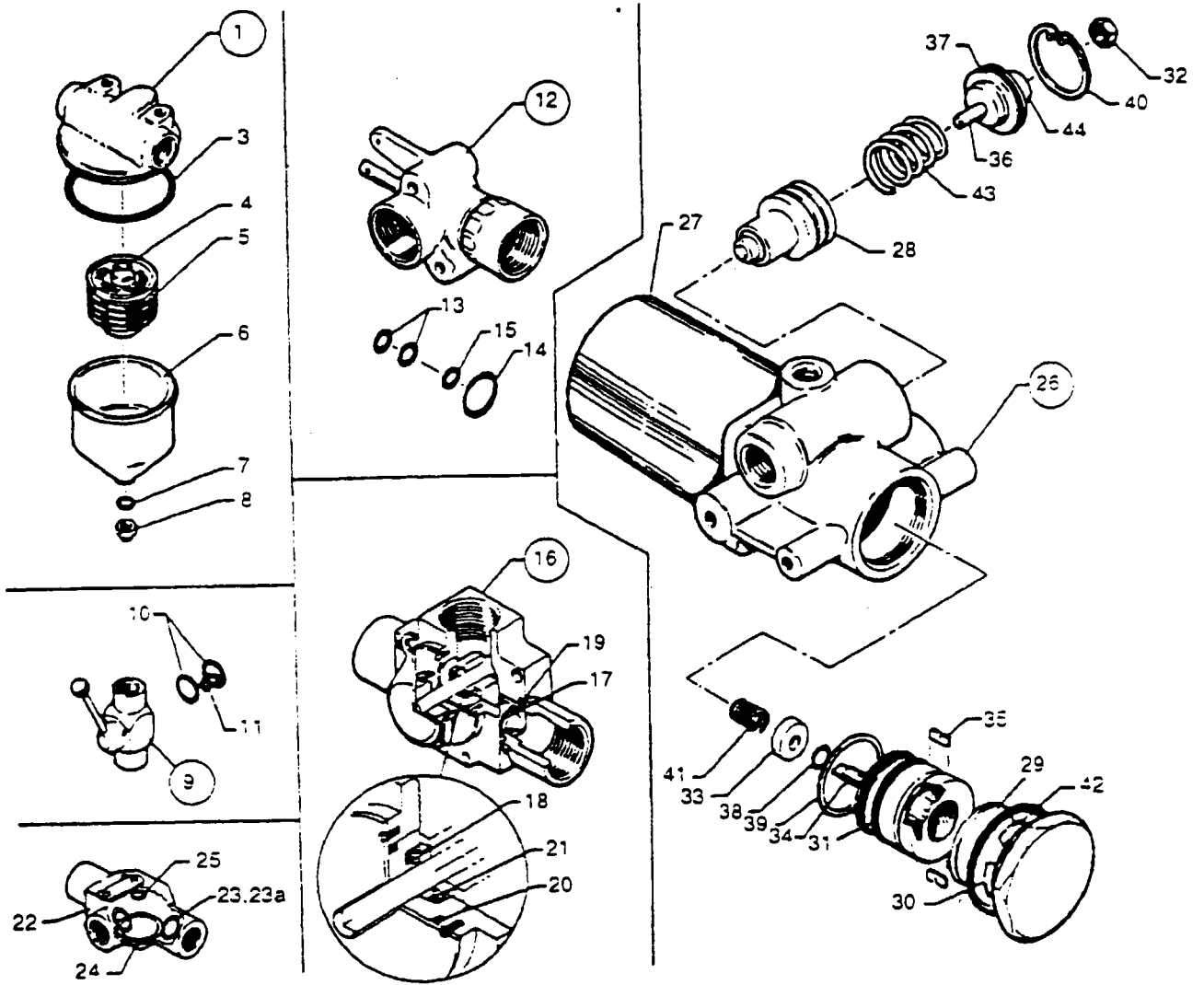


Figure 93 Fuel System Components

Revised February 18, 1994

3B17

PA-31-300
PA-31-310
PA-31-325

PIPER PARTS CATALOG

CODE EXPLANATIONS FOR FIGURE 93

- A - Used on PA-31-310 and PA-31-300 airplanes only
- B - Used on PA-31-325 airplanes only.
- C - If Dukes Fuel Selector Valve has been installed, order Part No 492 239.
- D - Used with Fuel Pump Assembly, Part No 42113-02 (Model A10000D) only.
- E - Used with Fuel Pump Assemblies, Part No. 42113-06 (Model A10014C-44 or Model A10014D-44), and Part No 42113-05 (Model A10014C-40 or Model A10014D-40) only.
- F - Used on 74134-02 and 74134-03 Filter Assemblies
- G - Used on 74134-04 and 74134-05 Filter Assemblies.
- H - No longer available Order Filter Assembly 74134-04.
- J - No longer available Order Filter Assembly 74134-05.

PIPER PARTS CATALOG

Figure and Index Number	Part Number	Code	Nomenclature	No. Req.	Serial Numbers Affected
93-1	74134-02	H	FILTER ASSEMBLY - Fuel, left (561 010)	1	
	74134-03	J	FILTER ASSEMBLY - Fuel, right (561 011)	1	
	74134-04		FILTER ASSEMBLY - Fuel, left (561 044)	1	
	74134-05		FILTER ASSEMBLY - Fuel, right (561 045)	1	
-2					
-3	757 255		* PACKING - O-ring, head and stud assembly (AN-123-992)	1	
-4	753 986	F	* CARTRIDGE ASSEMBLY - Fuel filter (02W1059-231)	1	
	764 800	G	* CARTRIDGE ASSEMBLY - Fuel filter (02W1296-231)	1	
-5	751 821		* * FILTER - Cartridge assembly (B16588)	5	
-6	753 987		* CONTAINER - Fuel filter (150005-001-01)	1	
-7	751 898		* GASKET - Container nut (38515)	1	
-8	752 517	F	* NUT - Container (02S0711-164)	1	
	755 649	G	* NUT - Container (150164-016)	1	
-9	492 111		VALVE - Fuel shut-off (P4-757A)	2	
-10	757 256		* PACKING - O-ring, shut-off valve	2	
-11	757 257		* PACKING - O-ring, shut-off valve	1	
-12	492 110		VALVE ASSEMBLY - Fuel crossfeed (800411-00)	1	
-13	752 742		* PACKING - O-ring, fuel crossfeed	2	
-14	752 760		* PACKING - O-ring, fuel crossfeed	1	
-15	757 258		* PACKING - O-ring, fuel crossfeed	1	
-16	492 109	C	VALVE ASSEMBLY - Fuel selector (800412-00) Scott	2	31-5 to 31-7300951 inclusive
-17	760 504		* KIT - Valve O-rings (package of four)	1	31-5 to 31-7300951 inclusive
-18	755 835		* PACKING - O-ring, fuel selector	1	31-5 to 31-7300951 inclusive
-19	755 836		* PACKING - O-ring, fuel selector	2	31-5 to 31-7300951 inclusive
-20	755 834		* PACKING - O-ring, fuel selector	1	31-5 to 31-7300951 inclusive
-21	757 633		* SEAL - Fuel selector valve	1	31-5 to 31-7300951 inclusive
-22	492 239		VALVE ASSEMBLY - Fuel selector (3487-00-1) Dukes	2	31-7300952 and up
-23	755 909		* PACKING - O-ring, fuel selector (MS29513-15)	3	31-7300952 and up
-23a	765 479		* SEAL - Fuel selector (248705-1)	3	31-7300952 and up
-24	757 259		* PACKING - O-ring, fuel selector (MS29513-28)	1	31-7300952 and up
-25	756 069		* PACKING - O-ring, fuel selector (MS29513-7)	1	31-7300952 and up
-26	42113-06	A	PUMP ASSEMBLY - Fuel, emergency	2	
	42113-05	B	PUMP ASSEMBLY - Fuel, emergency	2	
-27	761 054	D	* MOTOR ASSEMBLY - Fuel pump	1	
	761 621	E	* MOTOR ASSEMBLY - Fuel pump	1	
-28	757 329		* PISTON ASSEMBLY	1	
-29	757 315		* PLATE - Wear, fuel pump assembly	1	
-30	757 259		* PACKING - O-ring	1	
-31	757 260		* PACKING - O-ring	2	
-32	752 518		* NUT - Lock, valve	1	
-33	756 608		* WASHER - Seal (Brass)	1	
-34	756 015	D	* ROTOR - Fuel pump assembly	1	
	756 062	E	* ROTOR - Fuel pump assembly	1	
-35	758 130		* BLADE - Fuel pump assembly	2	
-36	757 622		* SCREW - Valve adjustment	1	
-37	755 843		* PACKING - O-ring	1	
-38	757 324		* PACKING - O-ring	1	
-39	762 524		* RING - Blade retainer	1	
-40	755 973		* RING - Retaining	1	
-41	756 298		* SPRING - Seal	1	
-42	757 578		* SPRING - Fuel pump assembly	1	
-43	756 296		* SPRING - Valve	1	
-44	751 918		* GUIDE - Adjustment	1	

When ordering, always specify Part Number, Description, and Serial Number of Aircraft

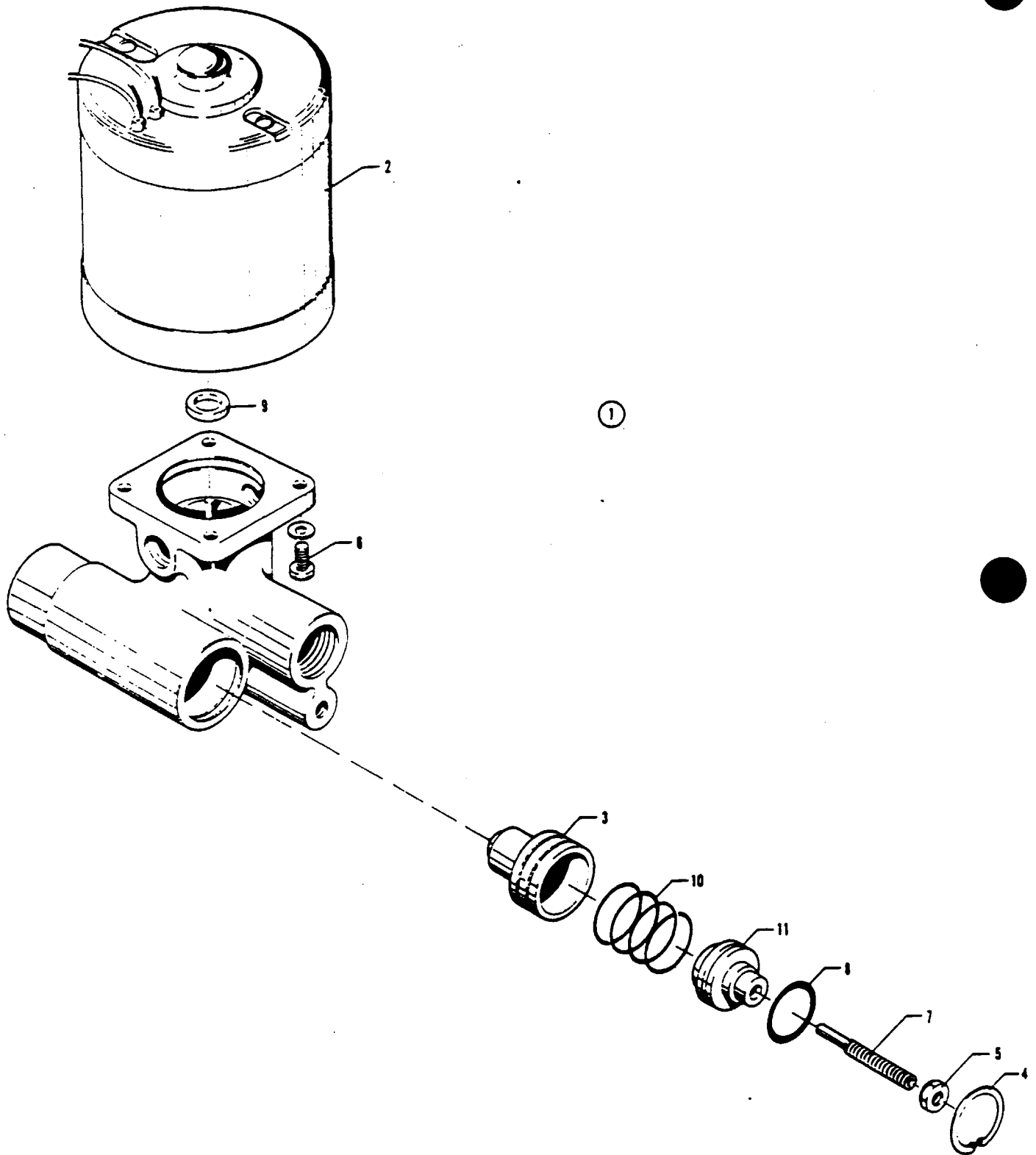


Figure 94. Emergency Fuel Pump Assembly

PIPER PARTS CATALOG

CODE EXPLANATIONS FOR FIGURE 94

A - Not available Order complete Fuel Pump Assembly Part No. 42113-06.

PIPER PARTS CATALOG

Figure and Index Number	Part Number	Code	NOMENCLATURE	No. Req.	SERIAL NUMBERS AFFECTED
94-1	43382-02	A	PUMP ASSEMBLY - Emergency fuel (A100600)	2	
-2	753 785	A	MOTOR - Fuel pump assembly	1	
-3	757 329		PISTON ASSEMBLY	1	
-4	755 973		RING - Retainer	1	
-5	752 518		NUT - Lock, valve	1	
-6	757 588		SCREW - Pump mounting	4	
-7	757 589		SCREW - Valve adjustment	1	
-8	755 843		PACKING - "O" Ring	1	
-9	757 587		SEAL - Shaft	1	
-10	756 296		SPRING - Valve	1	
-11	751 918		GUIDE - Adjustment	1	

When ordering, always specify Part Number, Description and Serial Number of Aircraft

3B23
INTENTIONALLY LEFT BLANK

3B24
INTENTIONALLY LEFT BLANK

PIPER PARTS CATALOG

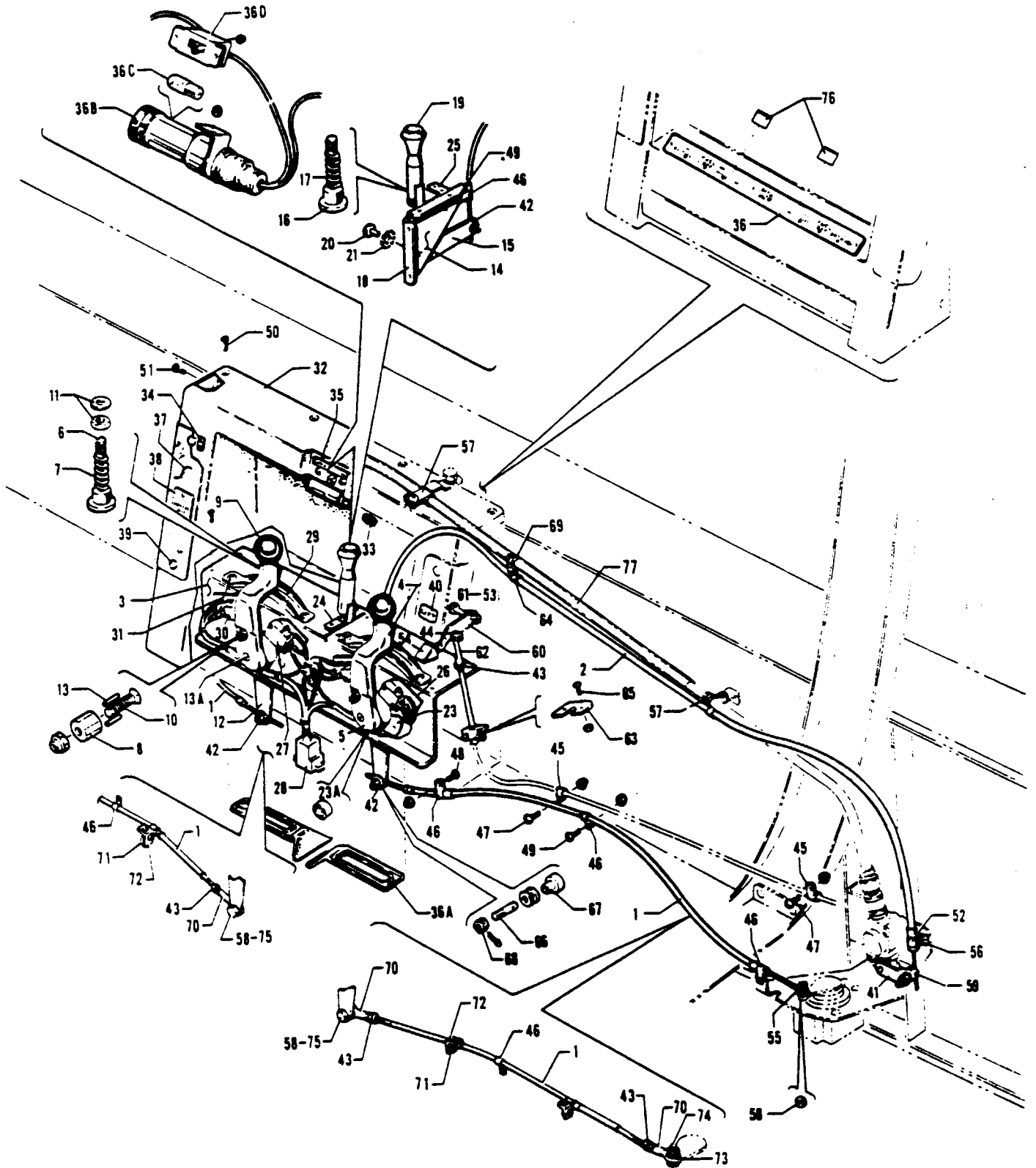


Figure 95 Fuel System Control Panel Installation

PIPER PARTS CATALOG

CODE EXPLANATIONS FOR FIGURE 95

- A - Used on PA-31-310 airplanes only
- B - Used on PA-31-325 airplanes only
- C - Used if Nacelle Fuel System (Nayak) is installed

PIPER PARTS CATALOG

Figure and Index Number	Part Number	Code	NOMENCLATURE	No. Req.	SERIAL NUMBERS AFFECTED
95-	41495 53403		DRAWING - Fuel System Control Panel Installation DRAWING - Fuel System Control Panel Installation		31-5 to 31-900 inclusive 31-7300901 and up
-1	31384-02 42628-12		CABLE ASSEMBLY - "Push-pull", fuel control CABLE ASSEMBLY - "Push-pull", fuel control	2 2	31-5 to 31-7912023 incl 31-7912024 and up
-2	41492-00		CABLE ASSEMBLY - "Push-pull", crossfeed	1	
-3	41093-00		LEVER ASSEMBLY - Fuel control	1	
-4	40618-00		* LEVER ASSEMBLY - Fuel selector	2	
-5	40621-00		* * LEVER - Control	1	
-6	31380-00		* * PLUNGER - Control lever	1	
-7	83302-12		* * SPRING - Control lever	1	
-8	40627-00		* * BUSHING - Control lever	1	
-9	18875-05		* * KNOB - Black	1	
-10	415 795		* * SCREW - (AN507-1032R16)	1	
	404 887		* * NUT - (MS20365-1032C)	1	
-11	404 224		* * NUT - (AN315-3R)	1	
	407 128		* * WASHER - (AN936-B-10)	1	
-12	40612-00		* ARM - Fuel selector	2	
-13	480 696		* PIN - Roll (59-022-094-0625)	4	
-13a	410 050		* SCREW - (MS24694-S63)	2	
	407 564		* WASHER - (AN960-10)	2	
	404 887		* NUT - (MS20365-1032C)	2	
-14	41036-00		* LEVER ASSEMBLY - Crossfeed	1	
-15	41026-00		* * ARM ASSEMBLY - Crossfeed	1	
-16	42425-00		* * PLUNGER - Control lever	1	
-17	83302-12		* * SPRING - Control lever	1	
-18	41035-00		* * BRACKET - Crossfeed	1	
-19	571 078		* * KNOB - Control lever (3702-S) Black	1	
-20	22427-00		* * RIVET - Special	1	
-21	408 810		* * WASHER - (Style 13) (3573-08-00)	1	
-21a	404 224		* * NUT - (AN315-3R)	1	
-22	41055-00		* BRACKET ASSEMBLY - Lever support, fuel control	1	
-23	40982-00		* * BUSHING - Control lever	2	
-23a	452 478		* * BEARING - (AA-1008-13)	1	
-24	42673-00		* * PLATE - Fuel control bracket	1	
-25	41058-00		* ANGLE - Fuel control bracket	1	
-26	41059-00		* PLATE - Switch insulator	4	
-27	487 804		* SWITCH - Limit (MS25253-1)	4	
-28	565 197		* HOUSING - Pin (cap) (1-480258-0)	1	
-29	42674-00		* PLATE - Fuel selector lock	2	
-30	415 694		* SCREW - (4-40 x 3/4 R H)	8	
	404 908		* NUT - (MS20365-440C)	8	
-31	415 533		* SCREW - (MS35206-243)	4	
	404 910		* NUT - (MS20365-832C)	4	
-32	41448-00		COVER ASSEMBLY - Fuel control panel, beige	1	31-5 to 31-353 inclusive
	41448-06		COVER ASSEMBLY - Fuel control panel, red	1	31-354 to 31-900 inclusive
	41448-08		COVER ASSEMBLY - Fuel control panel, blue	1	31-354 to 31-900 inclusive
	41448-15		COVER ASSEMBLY - Fuel control panel, rawhide	1	31-354 to 31-900 inclusive
	41448-12		COVER ASSEMBLY - Fuel control panel, beige	1	31-354 to 31-900 inclusive
	53393-00	A	COVER ASSEMBLY - Fuel control panel, black	1	31-7300901 and up
	53393-03	B	COVER ASSEMBLY - Fuel control panel, black	1	31-7400990, 31-7512006 and up
	53393-04	B.C	COVER ASSEMBLY - Fuel control panel, black	1	31-8112001 and up

When ordering, always specify Part Number, Description and Serial Number of Aircraft

PIPER PARTS CATALOG

Figure and Index Number	Part Number	Code	NOMENCLATURE	No. Req.	SERIAL NUMBERS AFFECTED
95-33	434 123		GROMMET - (MS35489)	1	
-34	41342-00		PLACARD - Off	2	31-5 to 31-353 inclusive
-35	41349-00		PLACARD - Fuel panel light	1	31-5 to 31-353 inclusive
-36	41350-00		PLACARD - Fuel control	1	31-5 to 31-353 inclusive
-36a	42822-00		RETAINER - Fuel control seal	2	
-36b	472 754		LIGHT ASSEMBLY - (15-01001)	1	
-36c	753 476		BULB - Fuel selector panel (313)	1	
-36d	487 876		SWITCH - (S-2012SD06-0)	1	
-37	41478-00		COVER ASSEMBLY - Emergency fuel shut-off, left	1	31-5 to 31-900 inclusive
	53083-00		COVER ASSEMBLY - Emergency fuel shut-off, left	1	31-7300901 and up
	41478-01		COVER ASSEMBLY - Emergency fuel shut-off, right	1	31-5 to 31-900 inclusive
	53083-01		COVER ASSEMBLY - Emergency fuel shut-off, right	1	31-7300901 and up
-38	41344-00		PLACARD - Emergency fuel shut-off, left	1	
	41343-00		PLACARD - Emergency fuel shut-off, right	1	
-39	460 035		FASTENER - Button (XB-12206-K1105)	2	
-40	42827-00		PLACARD - Lift	1	
-41	41480-00		ARM ASSEMBLY - Crossfeed valve	1	
-42	70371-00		FITTING ASSEMBLY - Swivel, fuel shut-off	3	
-43	404 224		NUT - (AN315-3R)	4	
-44	400 670		BOLT - (AN23-8)	2	
	404 392		NUT - (AN320-3)	2	
	424 051		COTTER PIN - (AN380-2-2)	2	
-45	454 887		CLAMP - (PS10017-1-3)	5	
-46	454 880		CLAMP - (PS10017-1-4)	4	31-5 to 31-7912023 incl
	454 880		CLAMP - (PS10017-1-4)	6	31-7912024 and up
-47	415 754		SCREW - (AN515-832R8)	5	
	404 910		NUT - (MS20365-832C)	5	
-48	415 520		SCREW - (MS36206-230)	2	
	404 829		NUT - (MS20364-632C)	2	
-49	415 535		SCREW - (MS35206-245)	4	
	404 833		NUT - (MS20364-832C)	4	
-50	415 535		SCREW - (MS36206-245)	4	
-51	419 918		SCREW - (8 x 1/2 L) Truss head, Type "B"	9	
	406 368		NUT - (A1788-8Z-3)	9	
-52	454 894		CLAMP - (PS10017-1-5)	1	
-53	400 057		BOLT - (AN3-12)	2	
	407 564		WASHER - (AN960-10)	8	
	404 392		NUT - (AN320-3)	2	
-54	22287-03		KNOB ASSEMBLY - Control cable	2	
-55	400 673		BOLT - (AN23-11)	2	31-5 to 31-7912023 incl
	404 100		NUT - (AN310-3)	2	31-5 to 31-7912023 incl
	407 564		WASHER - (AN960-10)	6	31-5 to 31-7912023 incl
	424 051		COTTER PIN - (AN380-2-2)	2	31-5 to 31-7912023 incl
-56	415 754		SCREW - (AN515-832R8)	1	
-57	454 933		CLAMP - (PS10017-2-8)	3	
-58	14976-87		BUSHING - Cable assembly	2	
-59	400 672		BOLT - (AN23-10)	2	
	404 100		NUT - (AN310-3)	1	
	407 564		WASHER - (AN960-10)	1	
	407 584		WASHER - (AN960-10L)	1	
	424 051		COTTER PIN - (AN380-2-2)	1	

When ordering, always specify Part Number, Description and Serial Number of Aircraft

PIPER PARTS CATALOG

Figure and Index Number	Part Number	Code	NOMENCLATURE	No. Req.	SERIAL NUMBERS AFFECTED
95-60	42676-00		ARM - Fuel control cable actuator, left	1	
	42676-01		ARM - Fuel control cable actuator, right	1	
-61	41413-50		BUSHING - Fuel control cable actuator	2	
-62	42649-00		CLEVIS - Firewall shut-off valve	2	
-63	42836-00		PLATE - Control cable support	2	
-64	454 880		CLAMP - (PS10017-1-4)	1	
-65	415 535		SCREW - (MS35206-245)	4	
	404 833		NUT - (MS20364-832C)	4	
-66	42809-00		STUD - Swivel fitting	2	31-5 to 31-7912023 incl
-67	91193-00		FITTING - Swivel	2	31-5 to 31-7912023 incl
-68	404 392		NUT - (AN320-3)	2	31-5 to 31-7912023 incl
	407 565		WASHER - (AN960-416)	2	31-5 to 31-7912023 incl
	81342-18		WASHER - Thickness (045)	AR	31-5 to 31-7912023 incl
	81342-19		WASHER - Thickness (032)	AR	31-5 to 31-7912023 incl
	424 051		COTTER PIN - (AN380-2-2)	2	31-5 to 31-7912023 incl
-69	554 906		CLAMP - (PS10017-2-13)	1	
-70	452 606		BEARING - (PS10020-16-2)	4	31-7912024 and up
-71	52244-00		RETAINER - Fuel control cable	4	31-7912024 and up
-72	49483-03		ANGLE ASSEMBLY - Fuel control cable, left	1	31-7912024 and up
	49483-02		ANGLE ASSEMBLY - Fuel control cable, right	1	31-7912024 and up
-73	80012-06		BUSHING - Bearing	2	31-7912024 and up
-74	400 441		BOLT - (AN3-7A)	2	31-7912024 and up
	407 564		WASHER - (AN960-10)	2	31-7912024 and up
	404 887		NUT - (MS20365-1032C)	2	31-7912024 and up
-75	400 440		BOLT - (AN3-6A)	2	31-7912024 and up
	407 564		WASHER - (AN960-10)	2	31-7912024 and up
	404 887		NUT - (MS20365-1032C)	2	31-7912024 and up
-76	456 580	C	DECAL - 80 Gal (25329-1)	2	
-77	82371-116	A	HOSE - Chafe sleeve	1	31-2 to 31-544

When ordering, always specify Part Number, Description and Serial Number of Aircraft

INTERIM REVISION MAY 1986

PIPER PARTS CATALOG

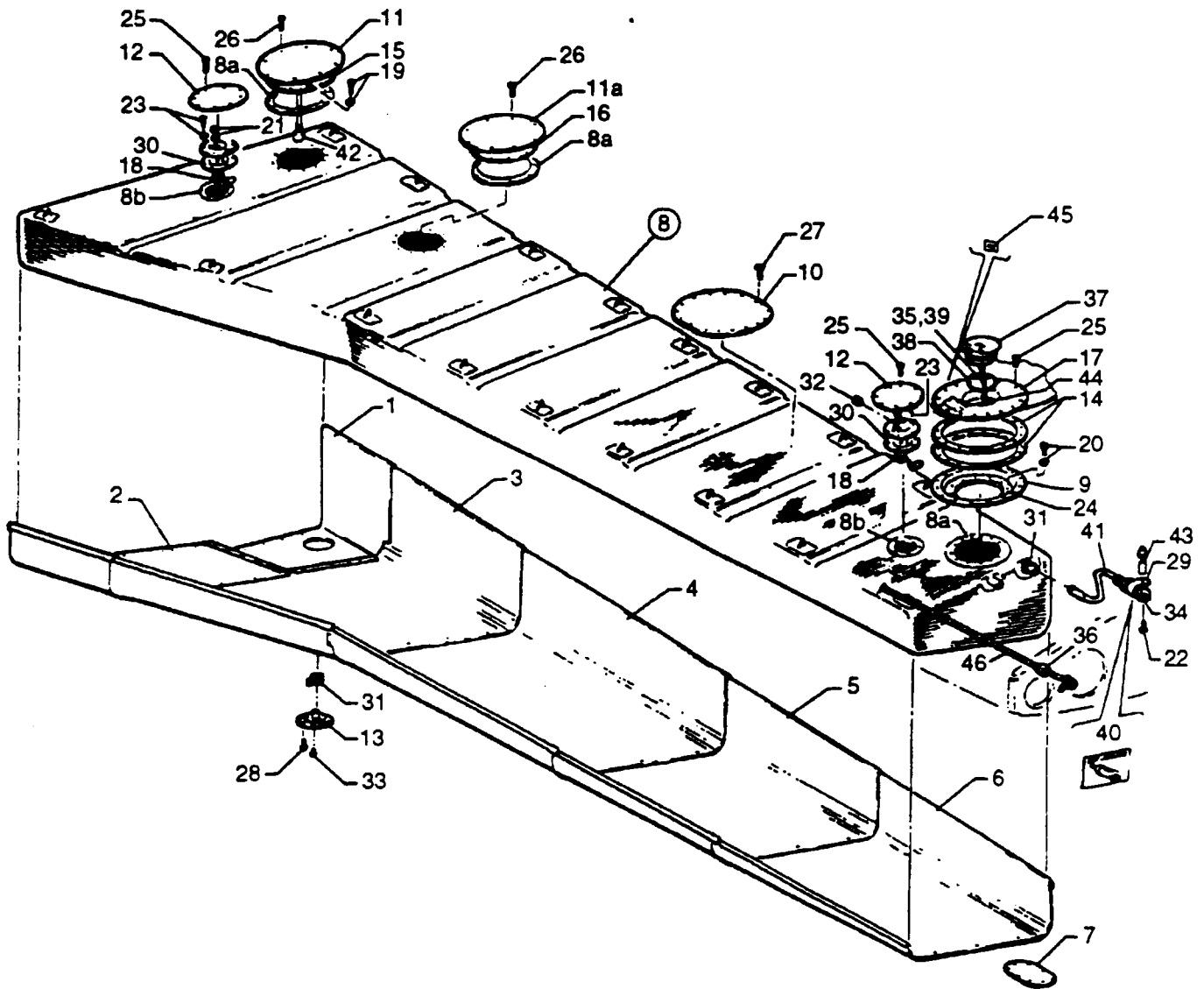


Figure 96. Main Fuel Cell and Liner Installation

Revised: February 18, 1994

3C6

PA-31-300
PA-31-310
PA-31-325

PIPER PARTS CATALOG

CODE EXPLANATIONS FOR FIGURE 96

- A - Order part for serial numbers 31-7401236 and up if fuel cell access hole requires a cover plate 8 3/4" W x 10 08" L between Sta 97 50 and Sta 109 50
- B - Used on serial numbers 31-5 to 31-7300923 inclusive, 31-7300925, 31-7300927, 31-7300929 and 31-7300931
- C - Used on serial numbers 31-7300924, 31-7300926, 31-7300928, 31-7300930, 31-7300932 and up
- D - Used on serial numbers 31-868 to 31-7300923 inclusive, 31-7300925, 31-7300927, 31-7900929 and 31-7300931
- E - Used on PA-31-310 airplanes only
- F - Used on PA-31-310 airplanes with serial numbers 31-7512013 and up, and all PA-31-325 models
- G - Used on Cap Assembly, Part Number 454 258 (416-50)
- H - Used on Cap Assembly, Part Number 554 257 (431-139) and Cap Assembly, Part Number 763 388 (431-326-1-3)
- J - Used on Cap Assembly, Part Number 554 119 (457-2) and Part Number 554 482 (457-370-6)
- K - Used on serial numbers 31-7300924, 31-7300926, 31-7300928, 31-7300930 and 31-7300932 to 31-7912050 inclusive
- L - See Figure 97A if Nacelle Fuel System (Nayak) is installed
- M - If matching cabin door lock, baggage door lock, pilot door lock, nacelle locker door locks and locking fuel caps are desired order Part No 461 665 (or Part No 461 667 if Nayak Fuel System is installed)
- N - Used if locking fuel cap is not installed

PIPER PARTS CATALOG

Figure and Index Number	Part Number	Code	Nomenclature	No. Req.	Serial Numbers Affected
96-	40539		DRAWING - Main Fuel Cell Liner Installation		
	40557	B	DRAWING - Main Fuel Cell Installation		
	53427	C	DRAWING - Main Fuel Cell Installation		
-1	40537-18		LINER - Fuel cell, Sta. 30 to Sta. 39, back, left	1	
	40537-19		LINER - Fuel cell, Sta. 30 to Sta. 39, back, right	1	
-2	40537-10		LINER - Fuel cell, Sta. 30 to Sta. 39, front, left	1	
	40537-11		LINER - Fuel cell, Sta. 30 to Sta. 39, front, right	1	
-3	40537-08		LINER - Fuel cell, Sta. 39.5 to Sta. 58.5, left	1	
	40537-09		LINER - Fuel cell, Sta. 39.5 to Sta. 58.5, right	1	
-4	40537-06		LINER - Fuel cell, Sta. 58.5 to Sta. 87.5, left	1	
	40537-07		LINER - Fuel cell, Sta. 58.5 to Sta. 87.5, right	1	
-5	40537-04		LINER - Fuel cell, Sta. 87.5 to Sta. 109.5, left	1	
	40537-05		LINER - Fuel cell, Sta. 87.5 to Sta. 109.5, right	1	
-6	40537-02		LINER - Fuel cell, Sta. 109.5 to Sta. 134.5, left	1	
	40537-03		LINER - Fuel cell, Sta. 109.5 to Sta. 134.5, right	1	
-7	20370-00		PLATE - Fuel cell access hole cover	2	
-8	71089-04	B	FUEL CELL ASSEMBLY - Main, left (461 725)	1	
	71089-05	B	FUEL CELL ASSEMBLY - Main, right (461 726)	1	
	52778-00	K	FUEL CELL ASSEMBLY - Main, left	1	
	52778-01	K	FUEL CELL ASSEMBLY - Main, right	1	
	71028-04		FUEL CELL ASSEMBLY -Main, left (461 713)	1	31-7912051 and up
	71028-05		FUEL CELL ASSEMBLY - Main, right (461 712)	1	31-7912051 and up
-8a	755 016	B	* GASKET - Fuel cell	2	
	755 016	C	* GASKET - Fuel cell	4	
-8b	755 017		* GASKET - Fuel cell	2	
-9	40524-00		BRACKET ASSEMBLY - Fuel cell filler neck	2	
-10	40544-00		COVER - Fuel cell access	2	31-5 to 31-867 inclusive
	40544-02	A	COVER - Fuel cell access (6.76 x 8 26)	2	31-868 to 31-7401235 inclusive
	53907-00		COVER - Fuel cell access (8.34 x 10.08)	2	31-7401236 and up
-11	40545-03		COVER - Fuel cell access	2	31-5 to 31-867 inclusive
	40545-04		COVER - Fuel cell access	2	31-868 and up
-11a	40545-03		COVER - Fuel cell access	2	31-5 to 31-867 inclusive
	40545-04	L	COVER - Fuel cell access	2	31-868 and up
-12	40546-04		COVER - Fuel cell access, outboard	2	31-5 to 31-867 inclusive
	40546-06		COVER - Fuel cell access, inboard	2	31-5 to 31-867 inclusive
	40546-08		COVER - Fuel cell access	4	31-868 and up
-13	40549-03		PLATE ASSEMBLY - Fuel drain valve	2	
-14	40555-00		GASKET - Fuel cell	4	
-15	40558-00	E	COVER - Fuel cell	2	31-5 to 31-7512005 inclusive
	40558-02	F	COVER - Fuel cell	2	
-16	40558-00	C	COVER - Fuel cell	2	
-17	40343-00		ADAPTER - Filler can	2	31-5 to 31-7300961 inclusive
	53797-00		ADAPTER - Filler can	2	31-7300962 and up
-18	40648-03	L	GAUGE ASSEMBLY - Main fuel cell, inboard (6427511)	2	
	40648-02	L	GAUGE ASSEMBLY - Main fuel cell, outboard (6427512)	2	
-19	401 307		BOLT - (AN4-4A)	24	
	407 136		WASHER - (AN936-A416)	24	
-20	400 002		BOLT - (AN4-5A)	24	
	407 136		WASHER - (AN936-A416)	24	
-21	407 104		WASHER - (AN935-10)	4	
	405 312		HEX NUT - (10-32)	4	

When ordering, always specify Part Number, Description, and Serial Number of Aircraft

PIPER PARTS CATALOG

Figure and Index Number	Part Number	Code	Nomenclature	No. Req.	Serial Numbers Affected
96-22	415 537		SCREW - (MS35206-247)	2	
	406 858		RIVNUT - (ABK-2F-75)	2	
-23	417 775		SCREW - (AN520-10R8)	20	
	494 063		WASHER - (3/8 O.D. x 3/16 I.D.)	20	
-24	42191-00		PLATE - Fuel cell attachment	2	
-25	414 763		SCREW - (AN507-832R8)	64	
-26	414 779		SCREW - (AN507-832R7)	48	
-27	414 761		SCREW - (AN507-832R6)	48	
-28	415 535		SCREW - (MS35206-245)	12	
-29	454 977		CLAMP - (A3046S-16-91)	2	
-30	42470-00		GASKET - Fuel sender	4	
-31	554 678		CLAMP - Hose (PS10017-23-6)	4	
-32	434 126		GROMMET - (AN931-3-5)	4	
-33	492 100		VALVE - Drain (CCA-7450)	2	
-34	492 108	L	VALVE - Check (366-00N)	2	
-35	454 593		CHAIN ASSEMBLY - (417-20-6)	2	31-5 to 31-7300961 inclusive
-36	453 732		BUSHING - Snap (SB-375-4)	44	
-37	454 258		CAP ASSEMBLY - (416-50)	2	31-5 to 31-7300961 inclusive
	554 257		CAP ASSEMBLY - (431-139)	2	31-7300962 and up
	554 482		CAP ASSEMBLY - (457-370-6) Lightning proof	2	31-7300962 to 31-7812129 incl
	763 388	M	CAP ASSEMBLY - (431-326-1-3)	2	31-8212001 and up
-38	762 514	G	* RING - O (MS29513-232)	1	
	762 515	H	* RING - O (MS29513-338)	1	
	762 516	J	* RING - O (457-98-1)	1	
-39	472 059	N	* RETAINER - (452-16-6)	1	31-7300962 and up
-40	53983-02		PLACARD - Fuel vent check valve, left wing	1	
	53983-03		PLACARD - Fuel vent check valve, right wing	1	
-41	40564-00		TUBE ASSEMBLY - Fuel cell vent	2	31-5 to 31-624 inclusive
	45711-00	L	TUBE ASSEMBLY - Fuel cell vent	2	31-625 and up
-42	54751-02	F	PROBE ASSEMBLY - Low level fuel sensor	2	
-43	86102-12		BUSHING - Check valve clamp	2	31-625 and up
-44	42332-00	L	DECAL - Fuel cell quantity, main	2	
-45	456 682		DECAL - 'Avgas only' (000002)	2	
-46	180 613		CORD - Nylon	AR	

When ordering, always specify Part Number, Description, and Serial Number of Aircraft

Revised February 18, 1994

PIPER PARTS CATALOG

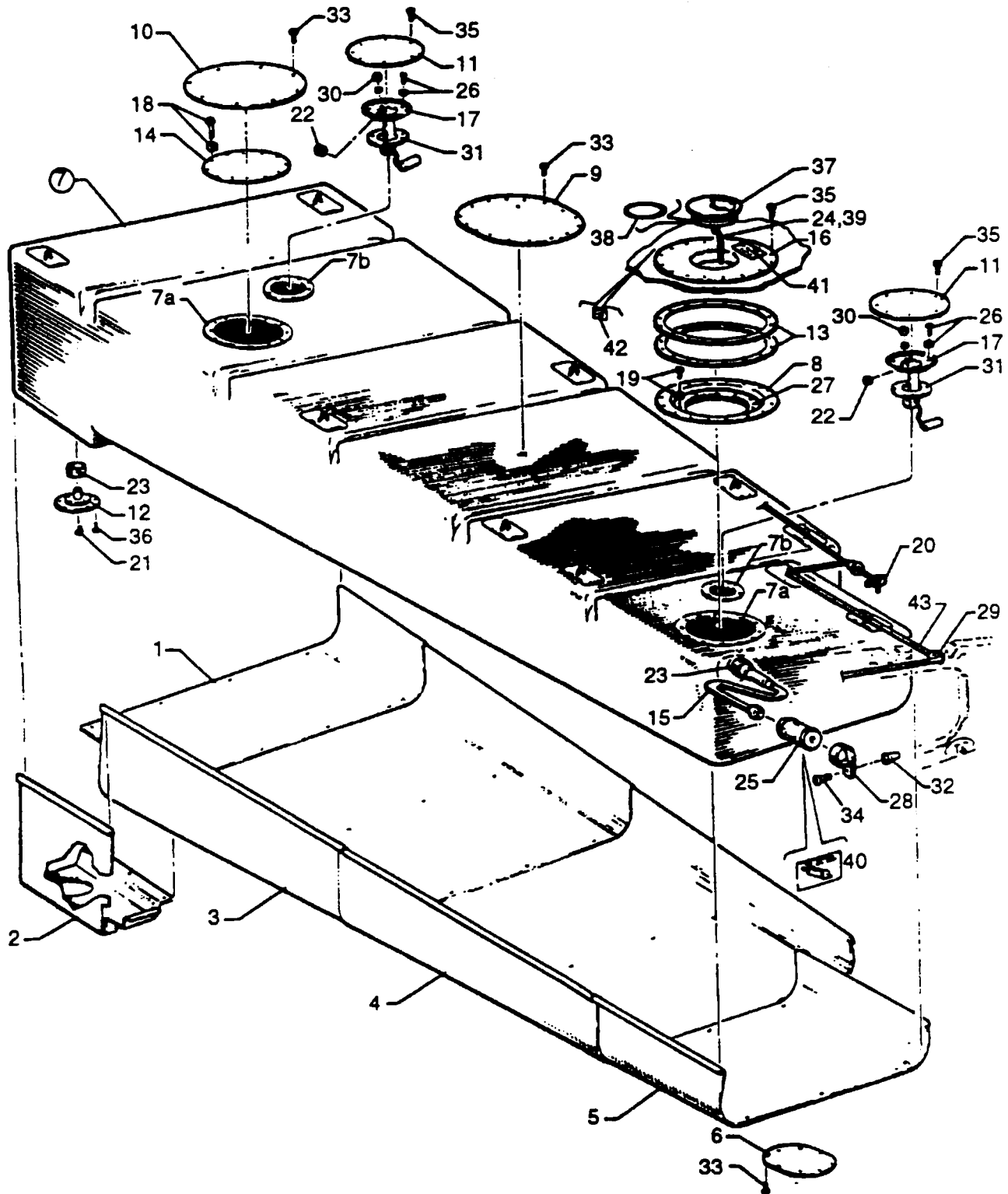


Figure 97. Auxiliary Fuel Cell and Liner Installation

PIPER PARTS CATALOG

CODE EXPLANATIONS FOR FIGURE 97

- A - Used on Cap Assembly Part Number 454 258 (416-50)
- B - Used on Cap Assembly Part Number 554 257 (431-139) and Cap Assembly, Part Number 763 388 (431-326-1-3)
- C - Used on Cap Assembly Part Number 554 119 (457-2) and Part Number 554 482 (457-370-6)
- D - If matching cabin door lock baggage door lock pilot door lock, nacelle locker door lock and locking fuel caps are desired, order Part No 461 665 (or Part No 461 667 if Nayak Fuel System is installed)
- E - Used if locking fuel cap is not installed

REVISED NOVEMBER 1983

3C11

PA-31-300
PA-31-310
PA-31-325

PIPER PARTS CATALOG

Figure and Index Number	Part Number	Code	Nomenclature	No. Req.	Serial Numbers Affected
97-	40657 40718		DRAWING - Auxiliary Fuel Cell Installation DRAWING - Auxiliary Fuel Cell Liner Installation		
-1	40538-10 40538-11		LINER - Fuel cell, Sta. 87 to Sta. 97, back, left LINER - Fuel cell, Sta. 87 to Sta. 97, back, right	1 1	
-2	40538-12 40538-13		LINER - Fuel cell, Sta. 87 to Sta. 97, front, left LINER - Fuel cell, Sta. 87 to Sta. 97, front, right	1 1	
-3	40538-06 40538-07		LINER - Fuel cell, Sta. 97.5 to Sta. 121.5, left LINER - Fuel cell, Sta. 97.5 to Sta. 121.5, right	1 1	
-4	40538-04 40538-05		LINER - Fuel cell, Sta. 121.5 to Sta. 147.5, left LINER - Fuel cell, Sta. 121.5 to Sta. 147.5, right	1 1	
-5	40538-02 40538-03		LINER - Fuel cell, Sta. 147.5 to Sta. 160.5, left LINER - Fuel cell, Sta. 147.5 to Sta. 160.5, right	1 1	
-6	20370-00 45544-00		PLATE - Fuel cell access hole cover, oval PLATE - Fuel cell access hole cover, rectangular	1 1	
-7	71027-04 71027-05		FUEL CELL ASSEMBLY - Auxiliary, left (461 714) FUEL CELL ASSEMBLY - Auxiliary, right (461 715)	1 1	
-7a	755 016		* GASKET - Fuel cell	2	
-7b	755 017		* GASKET - Sender unit	2	
-8	40524-00		BRACKET ASSEMBLY - Fuel cell filler neck	2	
-9	40544-00 40544-02		COVER - Fuel cell access COVER - Fuel cell access	2 2	31-5 to 31-867 inclusive 31-868 and up
-10	40545-02 40545-04		COVER - Fuel cell access COVER - Fuel cell access	2 2	31-5 to 31-867 inclusive 31-868 and up
-11	40546-04 40546-08		COVER - Fuel cell access COVER - Fuel cell access	4 4	31-5 to 31-867 inclusive 31-868 and up
-12	40549-03		PLATE ASSEMBLY - Fuel drain valve	2	
-13	40555-00		GASKET - Fuel cell	4	
-14	40558-00		COVER - Fuel cell	2	
-15	40564-00		TUBE ASSEMBLY - Fuel cell vent	2	
-16	40343-00 53797-00		ADAPTER - Filler cap ADAPTER - Filler cap	2 2	31-5 to 31-7300961 inclusive 31-7300962 and up
-17	40648-04 40648-05		GAUGE ASSEMBLY - Auxiliary fuel cell, outboard (6427514) GAUGE ASSEMBLY - Auxiliary fuel cell, inboard (6427513)	2 2	
-18	401 307 407 136		BOLT - (AN4-4A) WASHER - (AN936-A416)	24 24	
-19	400 002 407 136		BOLT - (AN4-5A) WASHER - (AN936-A416)	24 24	
-20	407 565		WASHER - (AN960-416)	8	
-21	492 100		VALVE - Drain (CCA-7450)	2	
-22	434 126		GROMMET - (AN931-3-5)	4	
-23	554 678		CLAMP - (PS10017-23-6)	4	
-24	454 593		CHAIN ASSEMBLY - (417-20-6)	2	31-5 to 31-7300961 inclusive
-25	492 108		VALVE - Check (366-00-N)	2	
-26	417 775 494 063		SCREW - (AN520-10R8) WASHER - (3/8 O.D x 3/16 I.D.)	20 20	
-27	42191-00		PLATE - Fuel cell attachment	2	
-28	454 977		CLAMP - (A3046S-16-91)	2	
-29	453 732		BUSHING - (SB-375-4)	30	
-30	405 312 407 104		NUT - Hex (10-32) WASHER - (AN935-10)	4 4	

When ordering, always specify Part Number, Description, and Serial Number of Aircraft

Revised: February 18, 1994

PIPER PARTS CATALOG

Figure and Index Number	Part Number	Code	Nomenclature	No. Req.	Serial Numbers Affected
97-31	42470-00		GASKET - Fuel sender	4	
-32	406 859		RIVNUT - (A8K-4F-75)	2	
-33	414 761		SCREW - (AN507-832R6)	64	
-34	415 453		SCREW - (AN526-832R14)	2	
-35	414 763		SCREW - (AN507-832R8)	64	
-36	415 449		SCREW - (AN526-832R8)	12	
-37	454 258		CAP ASSEMBLY - (416-50)	2	31-5 to 31-7300961 inclusive
	554 257		CAP ASSEMBLY - (431-139)	2	31-7300962 and up
	554 482		CAP ASSEMBLY - (457-370-6) Lightning proof	2	31-7300962 to 31-7812129 incl
	763 388	D	CAP ASSEMBLY - Locking (431-326-1-3)	2	31-8212001 and up
-38	762 514	A	* RING - O (MS29513-232)	1	
	762 515	B	* RING - O (MS29513-338)	1	
	762 516	C	* RING - O (457-98-1)	1	
-39	472 059	E	* RETAINER - (452-16-6)	1	31-7300962 and up
-40	53983-03		PLACARD - Fuel vent check valve, left wing	1	
	53983-02		PLACARD - Fuel vent check valve, right wing	1	
-41	42333-00		DECAL - Fuel cell quantity, auxiliary	2	
-42	456 682		DECAL - 'Avgas only' (000002)	2	
-43	180 613		CORD - Nylon	AR	

When ordering, always specify Part Number, Description, and Serial Number of Aircraft

Revised February 18, 1994

PIPER PARTS CATALOG

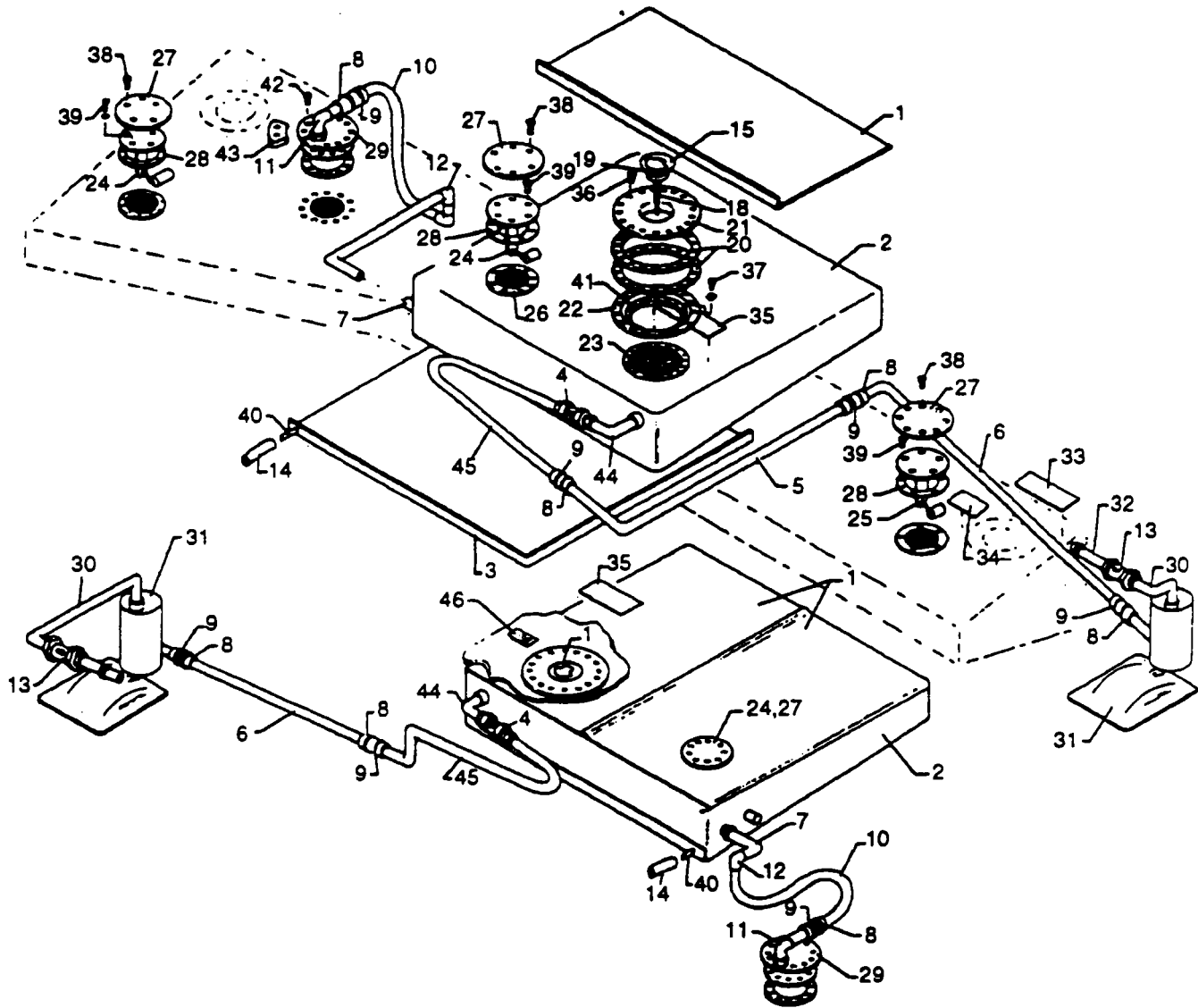


Figure 97A Nacelle Fuel System Installation (Nayak)
(Serial Numbers 31-8112001 and up)

PIPER PARTS CATALOG

CODE EXPLANATIONS FOR FIGURE 97A

- A - If matching cabin door lock, baggage door lock, nacelle locker door lock, pilot door lock and locking fuel caps are desired order Part No 461 667
- B - Used if locking fuel cap is not installed

PIPER PARTS CATALOG

Figure and Index Number	Part Number	Code	Nomenclature	No. Req.	Serial Numbers Affected
97A-	72000		DRAWING - Nacelle Fuel System Installation (Nayak)		
-1	572 564		LINER ASSEMBLY - Fuel cell, left (25309-3)	1	
	572 565		LINER ASSEMBLY - Fuel cell, right (25315-1)	1	
	572 566		LINER ASSEMBLY - Fuel cell, right (25315-3)	1	
-2	453 005		FUEL CELL - Nacelle, left (25353-1)	1	
	453 006		FUEL CELL - Nacelle, right (25353-2)	1	
-3	460 970		FLOOR ASSEMBLY - Fuel cell, left (25308-1)	1	
	460 972		FLOOR ASSEMBLY - Fuel cell, right (25314-1)	1	
-4	491 994		VALVE - Check, fuel vent	2	
-5	492 349		TUBE - Fuel cell vent, left (25344-1)	1	
-6	492 345		TUBE - Fuel cell vent, left (25339-1)	1	
	492 346		TUBE - Fuel cell vent, right (25339-3)	1	
-7	687 536		STRAINER ASSEMBLY - Fuel tank finger, left (25340-1)	1	
	687 537		STRAINER ASSEMBLY - Fuel tank finger, right (25340-3)	1	
-8	665 915		HOSE - (25300-5)	7	
-9	454 921		CLAMP - (SAE TY F-10)	14	
-10	552 527		ADAPTER ASSEMBLY - Strainer, left (25317-1)	1	
	552 528		ADAPTER ASSEMBLY - Strainer, right (25317-2)	1	
-11	458 925		ELBOW - (AN842-8D)	2	
-12	458 898		ELBOW - (AN822-8D)	2	
-13	492 181		VALVE - Check (3142-00-7)	2	
-14	16633-70		HOSE- Drain	2	
-15	554 257		CAP ASSEMBLY - (431-139)	2	
	763 388	A	CAP ASSEMBLY - Locking (431-326-1-3)	2	31-8212001 and up
-16	-----				
-17	-----				
-18	472 059	B	* RETAINER - (452-16-6)	1	
-19	762 515		* O RING - (MS29513-338)	1	
-20	40555-00		GASKET - Fuel cell	4	
-21	53797-00		ADAPTER - Filler can	2	
-22	40524-00		BRACKET ASSEMBLY - Fuel cell filler neck	2	
-23	755 016		GASKET - Fuel cell	2	
-24	548 551		GAUGE ASSEMBLY - Fuel cell, nacelle and main inboard (25348-1)	4	
-25	548 552		GAUGE ASSEMBLY - Fuel cell, main outboard (25349-1)	2	
-26	42470-00		GASKET - Nacelle fuel gauge	2	
-27	40546-08		COVER - Fuel cell access	6	
-28	53170-01		BRACKET ASSEMBLY - Fuel gauge	4	
-29	556 942		COVER - Fuel cell access (25302-1)	2	
-30	589 841		TUBE - Fuel cell vent, left (25323-1)	1	
	589 842		TUBE - Fuel cell vent, right (25323-2)	1	
-31	492 343		VENT ASSEMBLY - Anti-ice, left (25319-1)	1	
	492 344		VENT ASSEMBLY - Anti-ice, right (25319-2)	1	
-32	589 840		TUBE - Main fuel cell vent (25311-1)	2	
-33	456 582		DECAL - Fuel capacity at wing (25331-1)	2	
-34	456 581		DECAL - Caution, filler cap (25330-1)	2	
-35	456 583		DECAL - Fuel capacity at nacelle (25332-1)	2	
-36	414 763		SCREW - (AN507-8R-8)	32	
-37	400 002		BOLT - (AN4-5A)	24	
	407 136		WASHER - (AN936-A416)	24	
-38	414 761		SCREW - (AN507-8R-6)	40	
-39	411 212		SCREW - (NAS221-12)	20	
	407 589		WASHER - (AN960-10L)	20	

When ordering, always specify Part Number, Description, and Serial Number of Aircraft

PIPER PARTS CATALOG

Figure and Index Number	Part Number	Code	NOMENCLATURE	No Req	SERIAL NUMBERS AFFECTED
97A-40	457 365		DRAIN ASSEMBLY - Fuel left (25354-1)	1	
	457 366		DRAIN ASSEMBLY - Fuel right (25354-2)	1	
-41	42191-00		PLATE - Fuel cell filler neck	2	
-42	401 311		BOLT - (AN4-11A)	8	
-43	585 118		SPACER - (25342-1)	4	
-44	589 897		TUBE - Vent left tank to valve (25343-4)	1	
	589 899		TUBE - Vent right tank to valve (25343-6)	1	
-45	589 898		TUBE - Vent left, valve to vent (25343-5)	1	
	589 900		TUBE - Vent right valve to vent (25343-7)	1	
-46	456 682		DECAL "Avgas only" (000002)	2	

When ordering always specify Part Number Description and Serial Number of Aircraft

PIPER PARTS CATALOG

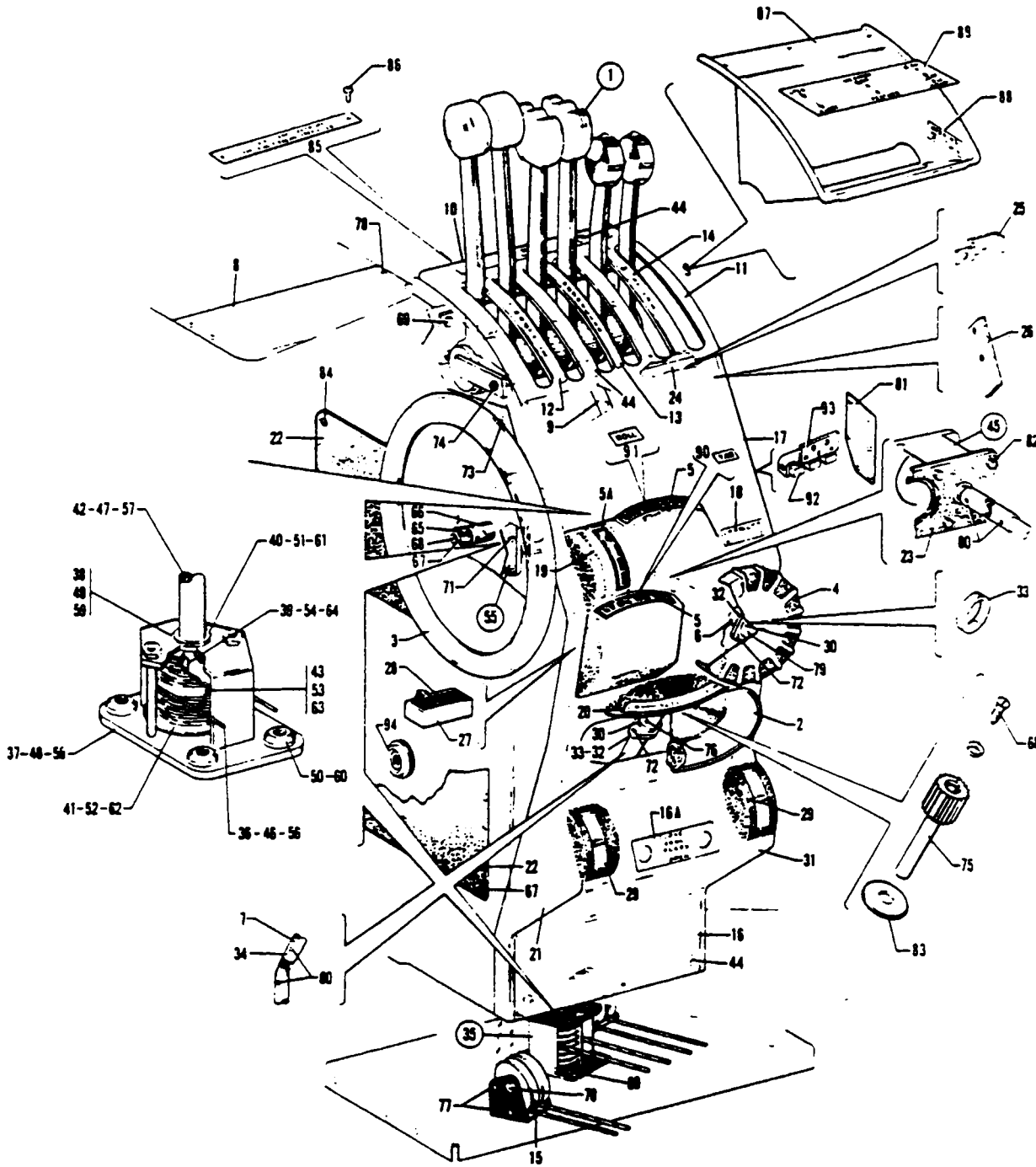


Figure 98 Pedestal Installation

PIPER PARTS CATALOG

CODE EXPLANATIONS FOR FIGURE 98

- A - See Figure 99 for component parts
- B - See appropriate figure in Electronics Group if Autopilot is installed
- C - Used if King KFC-200 Autopilot F/D is installed
- D - Used on PA-31-310 and PA-31-300 airplanes only
- E - Used on PA-31-325 airplanes only
- F - Used on serial numbers 31-5 to 31-659 inclusive and 31-661 to 31-711 inclusive
- G - Used if air conditioning is installed
- H - Used if AltiMatic V, V-1, V F/D, V F/D-1, Bendix FCS-810 F/D Autopilot, Bendix FCS-810 Autopilot, AltiMatic X F/D Autopilot, AltiMatic X Autopilot, King KAP-200 Autopilot or King KFC-200 Autopilot is not installed
- J - Used if AltiMatic V, V-1, V F/D, V F/D-1, Bendix FCS-810 F/D Autopilot, Bendix FCS-810 Autopilot or AltiMatic X F/D Autopilot is installed. Also used on PA-31-300, PA-31-310 and PA-31-325 with serial numbers 31-5 to 31-7912035 inclusive if AltiMatic X Autopilot is installed
- K - Used on aircraft that comply with C A A (United Kingdom) requirements
- L - Used on serial numbers 31-5 to 31-7912120 inclusive if King KAP-200 Autopilot or King KFC-200 Autopilot is installed
- M - Used on serial numbers 31-7912121 and up if King KAP-200 Autopilot or King KFC-200 Autopilot is installed, serial numbers 31-7912036 and up if AltiMatic X Autopilot is installed and serial numbers 31-8212001 and up if Century 41 Autopilot or Century 41 F/D Autopilot is installed
- N - Used if AltiMatic V, V-1, V F/D, V F/D-1, Bendix FCS-810 F/D Autopilot, Bendix FCS-810 Autopilot, AltiMatic X F/D Autopilot, AltiMatic X Autopilot, King KAP-200 Autopilot or King KFC-200 Autopilot is installed
- O - Used if Bendix FCS-810 Autopilot, Bendix FCS-810 F/D Autopilot or Bendix FCS-870 F/D Autopilot is installed
- P - Used if King KAP-200 Autopilot, Bendix FCS-870 Autopilot or AltiMatic 111C is installed

PIPER PARTS CATALOG

Figure and Index Number	Part Number	Code	NOMENCLATURE	No. Req.	SERIAL NUMBERS AFFECTED
98-	41397 53767	E.K	DRAWING - Pedestal Installation DRAWING - Controls Installation (Special)		
-1	43438-00 43438-03 48072-00 48072-03 48072-02 48072-04 48072-05 71112-00	A.H A.J.L A.H.K A.K.P A.K.N A.K.O A.C.K A.E.M	CONTROL ASSEMBLY - Pedestal CONTROL ASSEMBLY - Pedestal CONTROL ASSEMBLY - Pedestal CONTROL ASSEMBLY - Pedestal CONTROL ASSEMBLY - Pedestal CONTROL ASSEMBLY - Pedestal CONTROL ASSEMBLY - Pedestal CONTROL ASSEMBLY - Pedestal	1 1 1 1 1 1 1 1	31-5 to 31-8012089 incl 31-8012090 and up 31-5 to 31-8012089 incl 31-8012090 and up 31-8012090 and up
-2	43750-00		WHEEL ASSEMBLY - Rudder trim control (494 576)	1	
-3	43751-00		WHEEL ASSEMBLY - Elevator trim control (494 577)	1	
-4	43749-00		KNOB ASSEMBLY - Aileron trim control (571 104)	1	
-5	41510-00		INDICATOR - Trim	2	
-5a	42507-00 54197-02	D E	INDICATOR - Elevator trim (550 701) INDICATOR - Elevator trim (548 015)	1 1	
-6	41523-07		SHAFT - Trim control	1	
-7	41523-08		SHAFT - Trim control	1	
-8	41556-00		CHANNEL ASSEMBLY - Pedestal reinforcement	1	
-9	41459-00		CHANNEL ASSEMBLY - Pedestal cover support	2	
-10	53860-02		PLATE - Pedestal cover top	1	
-11	53798-00		PLATE ASSEMBLY - Pedestal cover face	1	
-12	40583-03		* PLACARD - Throttle control	1	
-13	40584-03		* PLACARD - Propeller control	1	
-14	40594-03		* PLACARD - Mixture control	1	
-15	481 626		PULLEY - Aileron and elevator trim (MS20219-2)	4	
-16	43190-00 53404-00		COVER - Bottom pedestal COVER - Bottom pedestal	1 1	31-5 to 31-900 inclusive 31-7300901 and up
-16a	43183-00		* PLACARD - Cowl flap	1	
-17	43175-05 53437-04	B B	COVER ASSEMBLY - Center pedestal COVER ASSEMBLY - Center pedestal	1 1	31-5 to 31-900 inclusive 31-7300901 and up
-18	43185-00		* PLACARD - Trim control, lateral	1	
-19	40579-00		* PLACARD - Trim control, longitudinal	1	
-20	43184-00		* PLACARD - Trim control, directional	1	
-21	43188-00 53435-00 53434-00 53793-06 43188-01 53435-01 53434-01 53793-07	D K D K	COVER - Side pedestal, left COVER - Side pedestal, left COVER - Side pedestal, left COVER - Side pedestal, left COVER - Side pedestal, right COVER - Side pedestal, right COVER - Side pedestal, right COVER - Side pedestal, right	1 1 1 1 1 1 1 1	31-5 to 31-900 inclusive 31-7300901 to 31-7912026 incl 31-7912027 and up 31-5 to 31-900 inclusive 31-7300901 to 31-7912026 incl 31-7912027 and up
-22	41273-00		COVER - Side pedestal	3	
-23	41462-00		BRACKET ASSEMBLY - Trim drum mounting	1	
-24	43186-00		BRACKET ASSEMBLY - Aileron trim indicator	1	
-25	43166-00		* BRACKET - Lamp mounting, trim indicator	2	
-26	42960-00		* STRIP - Spacer	2	
-27	42798-00		BRACKET - Retaining, rudder trim indicator	1	
-28	11473-104		PLATE - Rudder trim indicator	1	
-29	43145-00		INDICATOR - Cowl flap	2	
-30	19513-101		WASHER - Shaft, trim control	1	

When ordering, always specify Part Number, Description and Serial Number of Aircraft

PIPER PARTS CATALOG

Figure and Index Number	Part Number	Code	Nomenclature	No. Req.	Serial Numbers Affected
98-31	43168-00		BRACKET ASSEMBLY - Cowl flap indicator	1	
-32	41477-00		BLOCK ASSEMBLY - Trim controls bearing	2	
-33	452 434		* BEARING - (FF-503-6)	1	
-34	43246-00		JOINT ASSEMBLY - Universal	2	
-35	41395-00		SCREW ASSEMBLY - Rudder trim	1	
-36	41734-07		* CABLE ASSEMBLY - Rudder trim	1	
-37	40035-03		* BRACKET ASSEMBLY - Rudder trim drum support	1	
-38	452 381		* * BEARING - (FF-609-1)	2	
-39	83285-02		* PIN - Cable, rudder trim	1	
-40	41393-00		* BUSHING - Rudder trim drum	1	
-41	41394-00		* DRUM - Rudder trim	1	
-42	41523-05		* SHAFT - Rudder trim	1	
-43	480 711		* PIN - Roll (59-040-187-1375)	1	
-44	515 738		SCREW - (AN526-632R6) Dull black nickel	15	
-45	41396-02		SCREW ASSEMBLY - Aileron trim	1	
-46	41734-03		* CABLE ASSEMBLY - Aileron trim	1	
-47	41523-03		* SHAFT - Aileron trim	1	
-48	40035-00		* BRACKET ASSEMBLY - Aileron trim	1	
-49	452 381		* * BEARING - (FF-609-1)	2	
-50	477 684		* * NUT - Spline (22ND8-02)	4	
-51	41393-00		* BUSHING - Aileron trim	1	
-52	41394-00		* DRUM - Aileron trim	1	
-53	480 711		* PIN - Roll (59-040-187-1375)	1	
-54	83285-02		* PIN - Cable, aileron trim	1	
-55	41396-03	F	SCREW ASSEMBLY - Elevator trim	1	
	52067-03		SCREW ASSEMBLY - Elevator trim	1	31-660, 31-712 and up
-56	41734-05	F	* CABLE ASSEMBLY - Elevator trim	1	
	41734-77		* CABLE ASSEMBLY - Elevator trim	1	31-660, 31-712 and up
-57	41523-06		* SHAFT - Elevator trim	1	
-58	40035-00		* BRACKET ASSEMBLY - Elevator trim	1	
-59	452 381		* * BEARING - (FF-609-1)	2	
-60	477 684		* * NUT - Spline (22ND8-02)	4	
-61	41393-00		* BUSHING - Elevator trim	1	
-62	41394-00		* DRUM - Elevator trim	1	
-63	480 711		* PIN - Roll (59-040-187-1375)	1	
-64	83285-02		* PIN - Cable elevator trim	1	
-65	42379-00		* SHAFT - Trim wheel attachment	1	
-66	480 729		* PIN - Roll (59-028-125-0375)	1	
-67	49979-02		* WASHER - Spacer (494 195)	1	
-68	414 763		SCREW - (AN507-832R8) Dull black nickel	2	
	494 081		WASHER - (A3135-017-1)	2	
-69	400 438		BOLT - (AN3-4A)	8	
-70	400 008		BOLT - (AN4-13A)	2	
	407 565		WASHER - (AN960-416)	2	
	404 888		NUT - (MS20365-428C)	2	
-71	510 239		SCREW - (AN509-10R6) Dull black nickel	4	
-72	410 042		SCREW - (AN509-10R12)	4	
	404 887		NUT - (MS20365-1032C)	4	
-73	514 748		SCREW - (AN507-632R8) Dull black nickel	10	
-74	514 748		SCREW - (AN507-632R8) Dull black nickel	1	
	407 562		WASHER - (AN960-6)	1	
	404 909		NUT - (MS20365-632C)	1	
-75	42379-00		SHAFT - Trim wheel attachment	1	
-76	480 729		PIN - Roll (59-028-125-0375)	1	

When ordering, always specify Part Number, Description, and Serial Number of Aircraft

Revised: February 18, 1994

3C21

PA-31-300
PA-31-310
PA-31-325

PIPER PARTS CATALOG

Figure and Index Number	Part Number	Code	NOMENCLATURE	No. Req.	SERIAL NUMBERS AFFECTED
98-77	424 510		PIN - (NAS427-K16)	3	
-78	411 532		SCREW - (MS35207-263)	2	
	407 562		WASHER - (AN960-10)	2	
-79	480 731		PIN - Roll (59-028-125-0750)	1	
-80	480 705		PIN - Roll (59-028-125-0500)	4	
-81	43623-00		COVER - Pedestal, right side	1	
-82	400 437		BOLT - (AN3-3A)	4	
	407 584		WASHER - (AN960-10L)	4	
-83	49979-02		WASHER - Spacer (494 195)	1	
-84	514 747		SCREW - (AN507-632R6) Dull black nickel	14	
-85	52141-00	G	PLACARD - Air conditioning	1	31-752 and up
-86	415 493	G	SCREW - (MS35206-228)	2	31-752 and up
-87	53757-00	K	COVER ASSEMBLY - Pedestal, front, upper	1	
-88	48075-00	K	* PLACARD - Quadrant warning (581 748)	2	
-89	48052-00	K	PLACARD - Throttle quadrant (581 746)	1	
-90	53769-00	K	PLACARD - Yaw	1	
-91	53770-00	K	PLACARD - Roll	1	
-92	71052-02		POTENTIOMETER ASSEMBLY - Trim indicators	3	31-7912086 and up
-93	71054-02		BRACKET - Potentiometer	1	31-7912086 and up
-94	565 367	O	HORN - Trim warning (SC-628)	1	31-8012001 and up

When ordering, always specify Part Number, Description and Serial Number of Aircraft

PIPER PARTS CATALOG

GRIDS 3C23 THRU 3C24
INTENTIONALLY LEFT BLANK

Revised February 18, 1994

3C23

PIPER PARTS CATALOG

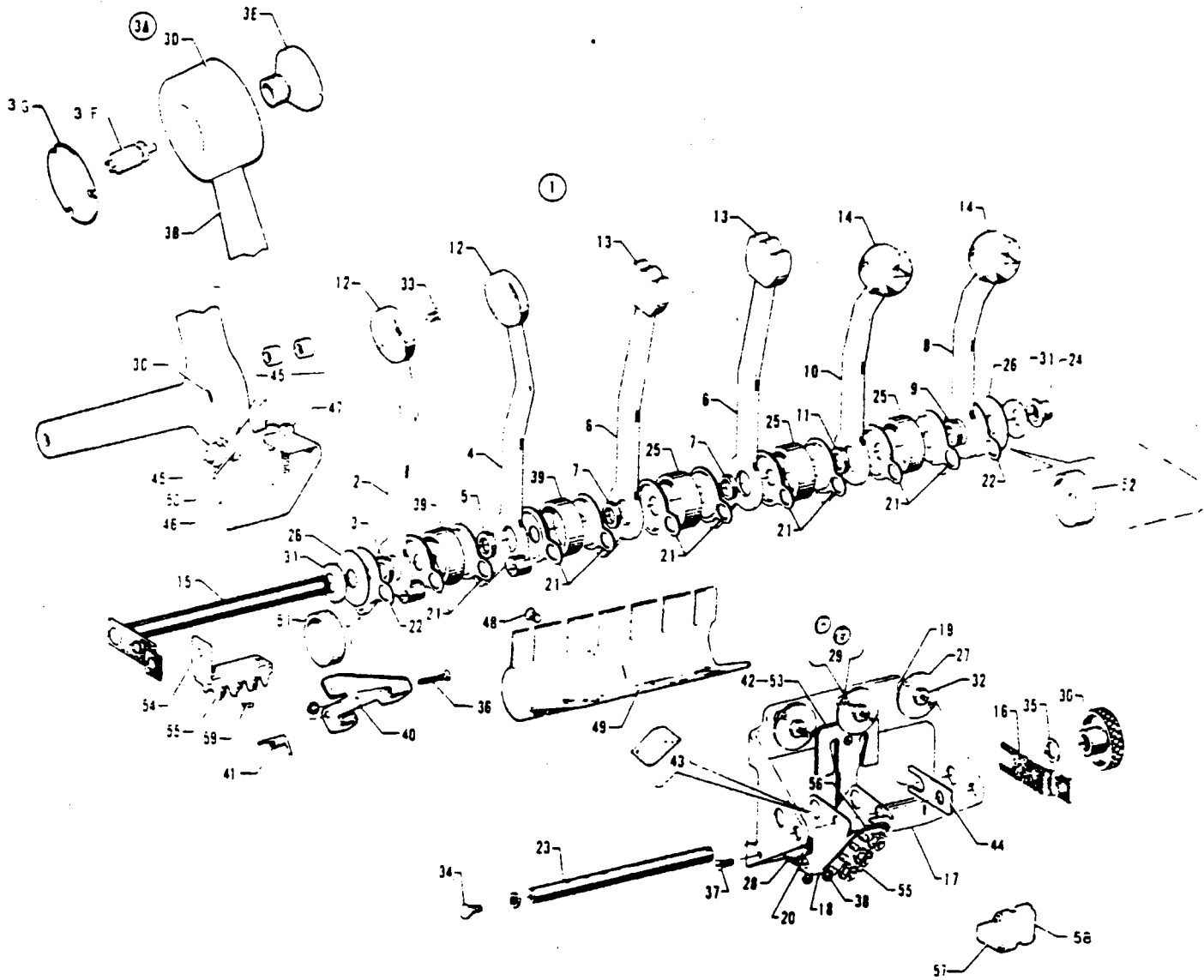


Figure 99 Pedestal Control Assembly

REVISED SEPTEMBER 1980

3D1

PA-31-300
PA-31-310
PA-31-325

PIPER PARTS CATALOG

CODE EXPLANATIONS FOR FIGURE 99

- A - Used if Pedestal Control Assembly, which incorporates 3 switches (AB3234-2) under cover face plate, is installed
- B - Used if Pedestal Control Assembly, which incorporates 2 or 4 switches (AN3234-2) under cover face plate, is installed
- C - Used if AltiMatic V, V-1, V F/D, V F/D-1, Bendix FCS-810 F/D/AP, Bendix FCS-810 Autopilot, AltiMatic X F/D Autopilot, AltiMatic X Autopilot, King KAP-200 Autopilot, King KFC-200 Autopilot or Bendix FCS-870 F/D Autopilot is not installed
- D - Used if AltiMatic V, V-1, V F/D, V F/D-1, Bendix FCS-810 FD/AP, Bendix FCS-810 Autopilot, Bendix FCS-870 F/D Autopilot or AltiMatic X F/D Autopilot is installed. Also used on serial numbers 31-5 to 31-7912035 inclusive if AltiMatic X Autopilot is installed
- E - Used if Pedestal Control Assembly, which incorporates 2 switches (AN3234-2) under cover face plate, is installed
- F - Used if Pedestal Control Assembly, which incorporates 4 switches (AN3234-2) under cover face plate, is installed
- G - Used on aircraft that comply with C A A (United Kingdom) requirements
- H - Used if AltiMatic V, V-1, V F/D, V F/D-1, Bendix FCS-810 FD/AP or Bendix FCS-810 Autopilot is installed
- J - Used if AltiMatic X F/D Autopilot or AltiMatic X Autopilot is installed
- K - Used if AltiMatic V, V-1, V F/D, V F/D-1, Bendix FCS-810 FD/AP, Bendix FCS-810 Autopilot, AltiMatic X F/D Autopilot, AltiMatic X Autopilot, King KAP-200 Autopilot or King KFC-200 Autopilot is installed
- L - Used on serial numbers 31-5 to 31-7912120 inclusive if King KAP-200 Autopilot or King KFC-200 Autopilot is installed
- M - Used on serial numbers 31-7912121 and up if King KAP-200 Autopilot or King KFC-200 Autopilot is installed, serial numbers 31-7912036 and up if AltiMatic X Autopilot is installed and serial numbers 31-8212001 and up if Century 41 Autopilot or Century 41 F/D Autopilot is installed
- N - Used if King KFC-200 Autopilot F/D is installed
- O - Used if Bendix FCS-810 F/D Autopilot or Bendix FCS-810 Autopilot is installed
- P - Used if King KAP-200 Autopilot, Bendix FCS-870 Autopilot or AltiMatic 111C is installed

PIPER PARTS CATALOG

Figure and Index Number	Part Number	Code	NOMENCLATURE	No Req.	SERIAL NUMBERS AFFECTED
99-1	43438-00	C	CONTROL ASSEMBLY - Pedestal	1	
	43438-03	D L	CONTROL ASSEMBLY - Pedestal	1	
	48072-00	C G	CONTROL ASSEMBLY - Pedestal	1	31-5 to 31-8012089 incl
	48072-03	G P	CONTROL ASSEMBLY - Pedestal	1	31-8012090 and up
	48072-02	G.K	CONTROL ASSEMBLY - Pedestal	1	31-5 to 31-8012089 incl
	48072-04	G.O	CONTROL ASSEMBLY - Pedestal	1	31-8012090 and up
	48072-05	G.J.N	CONTROL ASSEMBLY - Pedestal.	1	31-8012090 and up
	71112-02	M	CONTROL ASSEMBLY - Pedestal	1	
-2	41474-00	A.C	* LEVER ASSEMBLY - Throttle	1	
	43454-00	B.C	* LEVER ASSEMBLY - Throttle	1	
	48045-00	C.G	* LEVER ASSEMBLY - Throttle	1	
-3	452 359		* * BEARING - (A-306-11)	1	
-3a	52024-00	D L	* LEVER ASSEMBLY - Throttle (complete)	1	
	52024-02	D.G.L	* LEVER ASSEMBLY - Throttle (complete)	1	
	71042-02	M	* LEVER ASSEMBLY - Throttle (complete)	1	
	71042-03	G.N	* LEVER ASSEMBLY - Throttle (complete)	1	
-3b	43454-06		* * LEVER ASSEMBLY - Throttle	1	
	48045-06	G	* * LEVER ASSEMBLY - Throttle	1	
-3c	452 359		* * * BEARING - (A-306-11)	1	
-3d	52017-00		* * KNOB - Throttle control and switch housing	1	
-3e	52020-00		* * GUARD - Switch	1	
-3f	487 775	H L	* * SWITCH - "Go-Around" (39-2)	1	
	487 904	G.J.M	* * SWITCH - "Go-Around" (39-1)	1	
-3g	52018-00	D	* DISC - Throttle control knob	1	
-4	41474-02	A	* LEVER ASSEMBLY - Throttle	1	
	43454-02	B	* LEVER ASSEMBLY - Throttle	1	
	48045-02	G	* LEVER ASSEMBLY - Throttle	1	
-5	452 359		* * BEARING - (A-306-11)	1	
-6	41475-00		* LEVER ASSEMBLY - Propeller control	2	31-5 to 31-8012089 incl
	71594-02		* LEVER ASSEMBLY - Propeller control	2	31-8012090 and up
-7	452 359		* * BEARING - (A-306-11)	2	
-8	41476-00		* LEVER ASSEMBLY - Mixture control	1	
-9	452 359		* * BEARING - (A-306-11)	1	
-10	41476-02		* LEVER ASSEMBLY - Mixture control	1	
-11	452 359		* * BEARING - (A-306-11)	1	
-12	41415-00		* KNOB - Throttle control	2	
-13	41416-00		* KNOB - Propeller control	2	
-14	41417-00		* KNOB - Mixture control	2	
-15	41526-00		* SHAFT ASSEMBLY - Pedestal controls	1	
	48049-00	G	* SHAFT ASSEMBLY - Pedestal controls	1	
-16	41525-00		* BRACKET - Pedestal control shaft	1	
-17	40891-00		* BRACKET ASSEMBLY - Engine control lever	1	
	48042-00	G	* BRACKET ASSEMBLY - Engine control lever	1	
-18	17927-00	A	* BRACKET - Throttle switch	1	
-19	19936-00		* STUD - Control lever stop	3	
-20	18418-00	A	* PLATE - Throttle switch actuator	1	
-21	17852-02		* PLATE - Friction, pedestal controls	10	
-22	17852-03		* PLATE - Friction, pedestal controls	2	
	17852-02	G	* PLATE - Friction, pedestal controls	2	
-23	17850-00		* TUBE - Pedestal control keeper	1	
	17850-03	G	* TUBE - Pedestal control keeper	1	
-24	17848-00		* BEARING - Pedestal control shaft	1	
	17848-03	G	* BEARING - Pedestal control shaft	1	
-25	14175-37		* BUSHING - Pedestal controls	3	
-26	81342-68		* WASHER - Pedestal controls	2	
-27	81342-100		* WASHER - Pedestal controls	3	

When ordering, always specify Part Number, Description and Serial Number of Aircraft

PIPER PARTS CATALOG

Figure and Index Number	Part Number	Code	NOMENCLATURE	No. Req.	SERIAL NUMBERS AFFECTED
99-28	487 940		* SWITCH - (MS25253-2)	AR	
-29	404 224	B	* NUT - (AN315-3R)	1	
	407 584	B	* WASHER - (AN960-10L)	1	
-30	471 044		* KNOB - Black (646) pedestal shaft assembly	1	
-31	408 833		* WASHER - Shakeproof (3702-18-29-2514)	2	
-32	404 224		* NUT - (AN315-3R)	3	
-33	414 779		* SCREW - (MS24693-S49)	6	
-34	411 532		* SCREW - (MS35207-263)	2	
	407 043		* WASHER - (MS35338-43)	1	
	416 785	G	* SCREW - (MS24693-S272)	2	
	407 129	G	* WASHER - (AN936-D10)	2	
-35	407 566		* WASHER - (AN 16)	1	
-36	414 705	B	* SCREW - (AN R18)	4	
	406 638	B	* NUT - Hex (H1)	4	
-37	415 698	A	* SCREW - (4-4C 4 rd hd)	2	
	404 908	A	* NUT - (MS20365-440C)	2	
-38	415 149	A	* SCREW - (AN526-632R8)	3	
	406 358	A	* NUT - (A6487-632-1)	3	
-39	43455-00	B	* BUSHING - Pedestal controls	2	
	14175-37	G	* BUSHING - Pedestal controls	2	
-40	43435-00	B	* BRACKET ASSEMBLY - Throttle switch, left	1	
	43435-02	B	* BRACKET ASSEMBLY - Throttle switch, right	1	
-41	43457-00	E,F	* SPRING - Throttle switch	2	
-42	43551-02		* PLATE - Friction	1	31-79 to 31-8012089 incl
	71599-02		* PLATE ASSEMBLY - Friction	1	31-8012090 and up
-43	43981-00	E	* BLOCK - Spacer	2	
-44	54214-02		* SHIM - Control assembly	AR	
	54214-03		* SHIM - Control assembly	AR	
-45	415 539	G	* SCREW - (MS35206-249)	2	
	80012-57	G	* BUSHING	4	
	404 833	G	* NUT - (MS20364-832C)	2	
-46	48050-00	G	* BRACKET ASSEMBLY - Throttle switch	2	
-47	415 522	G	* SCREW - (MS35206-232)	1	
-48	419 927	G	* SCREW - (4 x 1/4 L, Type "A")	2	
-49	48043-00	G	* COVER ASSEMBLY - Control lever	1	
-50	48048-00	G	* SPRING - Throttle switch	2	
-51	49982-13	G	* BUSHING - Pedestal control shaft, left	1	
-52	43455-03	G	* BUSHING - Pedestal control shaft, right	1	
-53	41468-00		PLATE - Propeller control lever friction	1	31-5 to 31-78 inclusive
-54	43456-00	F	BRACKET ASSEMBLY - Terminal block mounting	1	
-55	488 421		BLOCK - Terminal (MS27212-1-3)	1	
-56	415 686		SCREW - (4-40 x 3/8 rd hd)	2	
	405 095		NUT - Hex (4-40)	2	
-57	48041-00	G	BRACKET - Micro switch	1	
-58	487 940	G	SWITCH - Micro (MS25253-2)	2	
-59	44040-00		DIODE ASSEMBLY - Throttle switch	1	

When ordering, always specify Part Number Description and Serial Number of Aircraft

PIPER PARTS CATALOG

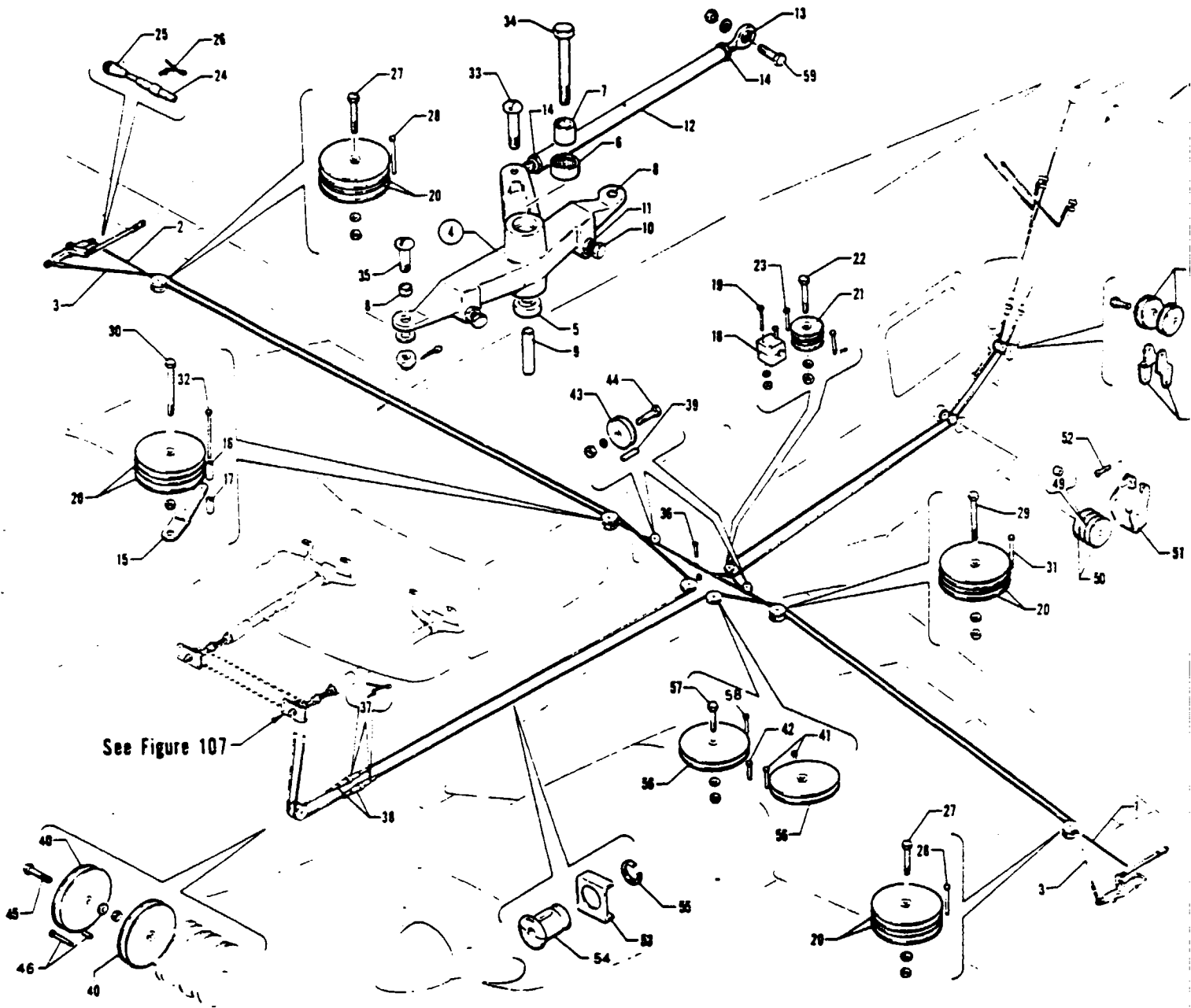


Figure 100 Aileron Control Installation

PIPER PARTS CATALOG

CODE EXPLANATIONS FOR FIGURE 100

PIPER PARTS CATALOG

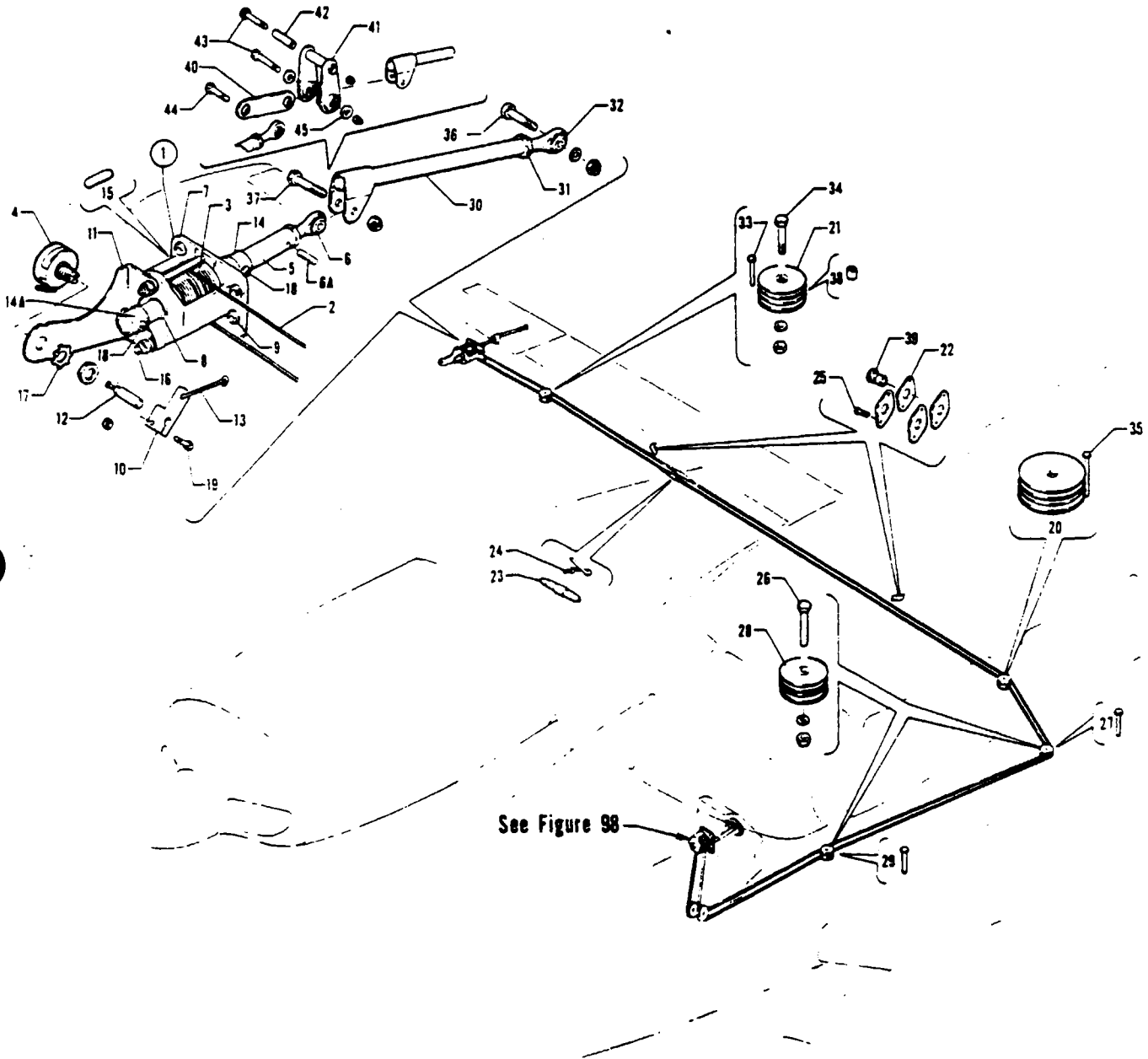
Figure and Index Number	Part Number Code	NOMENCLATURE	No. Req.	SERIAL NUMBERS AFFECTED
100-	41963 41565	DRAWING - Control System Installation DRAWING - Aileron Installation		
-1	41724-00 55406-02 74034-02	CABLE ASSEMBLY - Aileron balance, left CABLE ASSEMBLY - Aileron balance, left CABLE ASSEMBLY - Aileron balance, left	1 1 1	31-5 to 31-7612085 inclusive 31-7612086 to 31-8112034 incl 31-8112035 and up
-2	41717-00 55408-02 74035-02	CABLE ASSEMBLY - Aileron balance, right CABLE ASSEMBLY - Aileron balance, right CABLE ASSEMBLY - Aileron balance, right	1 1 1	31-5 to 31-7612085 inclusive 31-7612086 to 31-8112034 incl 31-8112035 and up
-3	41754-02 41754-03	CABLE ASSEMBLY - Control, aileron, left CABLE ASSEMBLY - Control, aileron, right	1 1	
-4	40339-00 40339-01	BELLCRANK ASSEMBLY - Aileron, left (452 432) BELLCRANK ASSEMBLY - Aileron, right (452 433)	1 1	
-5	452 344	* BEARING - (5035)	1	
-6	452 361	* BEARING - (B-86)	1	
-7	452 362	* BEARING - Race (1RA-5)	1	
-8	80022-74	* BUSHING - Aileron bellcrank	2	
-9	80022-87	* BUSHING - Aileron bellcrank	1	
-10	71698-02	* SCREW - Special	2	
-11	405 580	* NUT - Hex (1/4-20NC3) cadmium plated	2	
-12	40599-03	ROD ASSEMBLY - Aileron control	2	
-13	24166-02	* BEARING ASSEMBLY - Rod, aileron control	2	
-14	404 322	* NUT - (AN316-4R)	2	
-15	40494-00	GUARD - Aileron pulley, right	1	
-16	42571-04	BUSHING - Pulley, right, Sta 30	1	
-17	42571-05	BUSHING - Pulley, right, Sta 30	1	
-18	42337-00	FAIRLEAD - Aileron balance cable	2	
-19	415 633 407 563 404 910	SCREW - (MS35206-333) WASHER - (AN960-8) NUT - (MS20365-832C)	2 2 2	
-20	481 627	PULLEY - Control cable (MS24566-4B)	8	
-21	481 626	PULLEY - (MS20219-2)	2	
-22	400 008 407 565 404 888	BOLT - (AN4-13A) WASHER - (AN960-416) NUT - (MS20365-428C)	1 1 1	
-23	424 154 424 051	PIN - (AN392-33) COTTER PIN - (AN380-2-2)	3 3	
-24	452 011	BARREL - Turnbuckle (NAS649-832S)	4	
-25	461 133	FORK - Turnbuckle (NAS645-32RS)	4	
-26	454 867	CLIP - Turnbuckle locking (NAS651-16S)	8	
-27	400 009 407 565 404 888	BOLT - (AN4-14A) WASHER - (AN960-416) NUT - (MS20365-428C)	2 2 2	
-28	424 514	PIN - (NAS427-K20)	2	
-29	400 008 407 565 404 888	BOLT - (AN4-13A) WASHER - (AN960-416) NUT - (MS20365-428C)	1 1 1	
-30	400 016 404 888	BOLT - (AN4-23A) NUT - (MS20365-428C)	1 1	
-31	424 512	PIN - (NAS427-K18)	1	
-32	424 527	PIN - (NAS427-K32)	1	
-33	402 303 407 565 404 393 424 051	BOLT - (AN174-11) WASHER - (AN960-416) NUT - (AN320-4) COTTER PIN - (AN380-2-2)	2 4 2 2	

When ordering, always specify Part Number, Description and Serial Number of Aircraft

PIPER PARTS CATALOG

Figure and Index Number	Part Number	Code	NOMENCLATURE	No. Req.	SERIAL NUMBERS AFFECTED
100-34	401 366		BOLT - (AN5-27A)	2	
	407 566		WASHER - (AN960-516)	2	
-35	400 700		BOLT - (AN24-13)	4	
	407 585		WASHER - (AN960-416L)	4	
	404 393		NUT - (AN320-4)	4	
	424 051		COTTER PIN - (AN380-2-2)	4	
-36	400 673		BOLT - (AN23-11)	1	
	404 392		NUT - (AN320-3)	1	
	424 051		COTTER PIN - (AN380-2-2)	1	
-37	454 867		CLIP - Turnbuckle (NAS651-16S)	4	
-38	452 011		BARREL - Turnbuckle (NAS649B-32S)	2	
-39	424 506		PIN - (NAS427-K12)	2	
-40	481 627		PULLEY - (MS24566-4B)	2	
-41	424 508		PIN - (NAS427-K14)	2	
-42	424 510		PIN - (NAS427-K16)	1	
-43	481 651		PULLEY - (MS20220-1)	2	
-44	401 189		BOLT - (AN5-11A)	2	
	407 566		WASHER - (AN960-516)	2	
	404 837		NUT - (MS20364-524C)	2	
-45	401 310		BOLT - (AN4-10A)	1	
	407 565		WASHER - (AN960-416)	1	
	404 836		NUT - (MS20364-428C)	1	
-46	424 507		PIN - (NAS427-K13)	2	
-47	481 626		PULLEY - (MS20219-2)	2	
-48	41451-00		BRACKET ASSEMBLY - Cable pulley, left, Sta 274	1	
	41451-01		BRACKET ASSEMBLY - Cable pulley, right, Sta 274	1	
-49	41413-30		BUSHING - Spacer, aileron cable pulley	1	
-50	481 626		PULLEY - (MS20219-2)	2	
-51	41449-00		GUARD - Cable pulley, Sta 244	1	
-52	415 518		SCREW - (MS35206-228)	2	
-53	11151-02		BRACKET - Fairlead	2	
-54	40701-03		SEGMENT - Cable fairlead	4	
-55	40081-00		RING - Snap, fairlead	2	
-56	481 627		PULLEY - (MS24566-4B)	2	
-57	401 310		BOLT - (AN4-10A)	2	
	407 565		WASHER - (AN960-416)	2	
	404 836		NUT - (MS20364-428C)	2	
-58	424 507		PIN - (NAS427-K13)	1	
-59	402 317		BOLT - (AN174-11A)	2	
	407 565		WASHER - (AN960-416)	2	
	404 888		NUT - (MS20365-428C)	2	

When ordering, always specify Part Number, Description and Serial Number of Aircraft



See Figure 98

Figure 101 Aileron Trim Installation

REVISED APRIL 1980

3D9

PA-31-300
PA-31-310
PA-31-325

PIPER PARTS CATALOG

CODE EXPLANATIONS FOR FIGURE 101

A - Used on serial numbers 31-5 to 31-7400989 inclusive and 31-7400991 to 31-7512005 inclusive.

PIPER PARTS CATALOG

Figure and Index Number	Part Number	Code	Nomenclature	No. Req.	Serial Numbers Affected
101-	41565 41716		DRAWING - Aileron Installation DRAWING - Trim Tab System Installation		
-1	41863-00 48809-03	A	SCREW ASSEMBLY - Aileron trim tab, right SCREW ASSEMBLY - Aileron trim tab, right	1 1	
-2	41734-02		* CABLE ASSEMBLY - Aileron trim	1	31-7400990, 31-7512006 and up
-3	17088-00		* DRUM - Trim tab	1	
-4	41229-00		* RHEOSTAT ASSEMBLY - Trim tab	1	
-5	42985-00 51271-02	A	* SCREW ASSEMBLY - Aileron trim tab * SCREW - Aileron trim tab	1 1	
-6	452 357	A	* * BEARING - Aileron trim tab (M34-14)	1	31-7400990, 31-7512006 and up
-6a	480 735	A	* * ROLL PIN - (79-02B-125-0500)	1	
-7	40035-00		* BRACKET ASSEMBLY - Trim drum support	1	
-8	452 381		* * BEARING - (FF-609-1)	2	
-9	477 684		* * NUT - Spline (22ND8-02)	4	
-10	42785-02 42785-06		* ARM - Trim rheostat actuator * ARM - Trim rheostat actuator	1 1	31-5 to 31-7912022 inclusive 31-7912023 and up
-11	40928-00		* BRACKET - Trim tab rheostat	1	
-12	40958-00		* SHAFT - Trim tab rheostat	1	
-13	40930-02		* ROD - Trim tab screw	1	
-14	40027-00	A	* BUSHING - Trim tab screw stop	1	
-14a	40027-00 48437-02	A	* BUSHING - Trim tab screw stop (.50 L.) * BUSHING - Trim tab screw stop (.66 L.)	1 1	31-7400990, 31-7512006 and up
-15	83285-02		* PIN - Aileron trim cable	1	
-16	410 253 407 563 404 910		* SCREW - (AN509-8R38) * WASHER - (AN960-8) * NUT - (MS20365-832C)	2 2 2	
-17	407 143		* WASHER - (AN936-B616)	1	
-18	400 868 404 887		* BOLT - Clevis (AN23-16A) * NUT - (MS20365-1032C)	2 2	
-19	416 094 404 909		* BOLT - (AN500-6-12) * NUT - (MS20365-632C)	1 1	
-20	481 626		PULLEY - Sta 30, right (MS20219-2)	2	
-21	481 640		PULLEY - Aileron cable (MS24566-1B)	2	
-22	20623-00		PLATE - Cable rub	8	31-5 to 31-425 inclusive
-23	452 015		BARREL - Tumbuckle (NAS649-B8S)	2	
-24	454 867		CLIP - Tumbuckle locking (NAS651-16S)	4	
-25	415 688		SCREW - (4-40 x 1/2 rd hd)	8	
-26	401 269 407 564 404 835		BOLT - (AN3-10A) WASHER - (AN960-10) NUT - (MS20364-1032C)	2 2 2	
-27	424 506		PIN - (NAS427-K12)	1	
-28	481 640		PULLEY - (MS24566-1B)	4	
-29	424 505		PIN - (NAS427-K11)	1	
-30	41859-00 41859-08	A	TUBE ASSEMBLY - Aileron tab control, right TUBE ASSEMBLY - Aileron tab control, right	1 1	31-7400990, 31-7512006 and up
-31	404 322		* NUT - (AN316-4R)	1	
-32	452 357		* BEARING - Aileron tab control (M34-14)	1	
-33	424 513		PIN - (NAS427-K19)	1	
-34	400 444 407 564 404 887		BOLT - (AN3-13A) WASHER - (AN960-10) NUT - (MS20365-1032C)	1 1 1	
-35	424 510		PIN - (NAS427-K16)	1	

When ordering, always specify Part Number, Description, and Serial Number of Aircraft

Revised February 18, 1994

3D11

PA-31-300
PA-31-310
PA-31-325

PIPER PARTS CATALOG

Figure and Index Number	Part Number	Code	NOMENCLATURE	No Req.	SERIAL NUMBERS AFFECTED
101-36	402 258		BOLT - (AN173-7A)	1	
	407 564		WASHER - (AN960-10)	1	
	404 887		NUT - (MS20365-1032C)	1	
-37	400 441	A	BOLT - (AN3-7A)	1	
	404 887	A	NUT - (MS20365-1032C)	1	
-38	80022-113		BUSHING - Aileron tab control	1	
-39	453 732		RING - Snap (SB-375-4)	4	31-426 and up
-40	48807-02		LINK ASSEMBLY - Aileron tab control, right	1	31-7400990, 31-7512006 to 31-8212003 incl
	72858-02		LINK ASSEMBLY - Aileron tab control, right	1	31-8212004 and up
-41	48808-02		LINK ASSEMBLY - Aileron tab control, right	1	31-7400990, 31-7512006 and up
-42	29999-21		BUSHING - Aileron link assembly, right	1	31-7400990, 31-7512006 and up
-43	400 450		BOLT - (AN3-17A)	2	31-7400990, 31-7512006 and up
	404 887		NUT - (MS20365-1032C)	2	31-7400990, 31-7512006 and up
-44	401 269		BOLT - (AN3-10A)	1	31-7400990, 31-7512006 and up
	404 887		NUT - (MS20365-1032C)	1	31-7400990, 31-7512006 and up
-45	407 800		WASHER - (AN970-3)	2	31-7400990, 31-7512006 and up

When ordering, always specify Part Number, Description and Serial Number of Aircraft

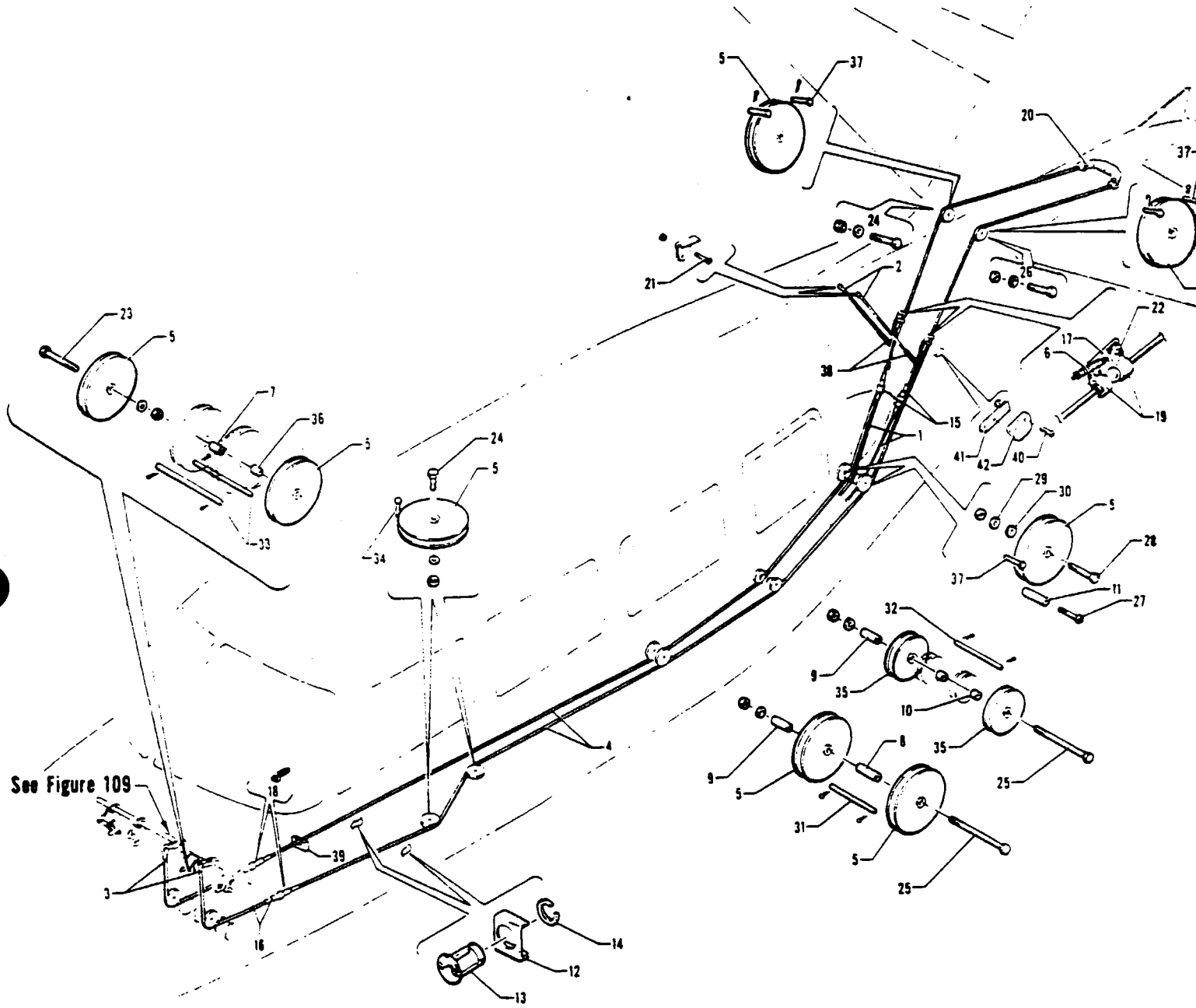


Figure 102 Rudder Control Installation

REVISED SEPTEMBER 1978

3D13

PA-31-300
PA-31-310
PA-31-325

PIPER PARTS CATALOG

CODE EXPLANATIONS FOR FIGURE 102

PIPER PARTS CATALOG

Figure and Index Number	Part Number	Code	NOMENCLATURE	No. Req.	SERIAL NUMBERS AFFECTED
102-	41963		DRAWING - Control System Installation		
-1	24631-03		CABLE ASSEMBLY - Connector, rudder cable support, left	1	31-5 to 31-776 inclusive
	24631-07		CABLE ASSEMBLY - Connector, rudder cable support, left	1	31-777 and up
	24631-05		CABLE ASSEMBLY - Connector, rudder cable support, right	1	31-5 to 31-776 inclusive
	24631-08		CABLE ASSEMBLY - Connector, rudder cable support, right	1	31-777 and up
-2	41925-00		CABLE ASSEMBLY - Support, rudder cable, left	1	
	41925-02		CABLE ASSEMBLY - Support, rudder cable, right	1	
-3	41947-03		CABLE ASSEMBLY - Rudder control, forward	2	
-4	41953-00		CABLE ASSEMBLY - Rudder control, left rear	1	
	41953-02		CABLE ASSEMBLY - Rudder control, right rear	1	
-5	481 627		PULLEY - (MS24566-4B)	10	
-6	24629-00		SPRING - Control cable connector	2	
-7	41413-11		BUSHING - Spacer, rudder cable pulley	1	
-8	41413-20		BUSHING - Spacer, rudder cable pulley	1	
-9	41413-21		BUSHING - Spacer, rudder cable pulley	2	
-10	41413-29		BUSHING - Spacer, rudder cable pulley	1	
-11	41413-31		BUSHING - Spacer, rudder cable pulley	2	
-12	11151-02		BRACKET - Fairlead	2	
-13	40701-03		SEGMENT - Cable fairlead	4	
-14	40081-00		RING - Snap, fairlead	2	
-15	452 015		BARREL - Turnbuckle (NAS649B-8S)	2	
-16	452 011		BARREL - Turnbuckle (NAS649B-32S)	2	
-17	24632-00		LINK - Cable spring	2	31-5 to 31-776 inclusive
-18	454 867		CLIP - Turnbuckle (NAS651-16S)	4	
-19	454 887		CLAMP - (A4886S-3-1)	4	31-5 to 31-776 inclusive
-20	400 675		BOLT - (AN23-13)	2	
	407 564		WASHER - (AN960-10)	2	
	404 392		NUT - (AN320-3)	2	
	424 051		COTTER PIN - (MS24865-132)	2	
-21	415 518		SCREW - (MS35206-228)	4	
	404 829		NUT - (MS20364-632C)	4	
-22	415 520		SCREW - (MS35206-230)	4	31-5 to 31-776 inclusive
	404 909		NUT - (MS20365-632C)	4	31-5 to 31-776 inclusive
-23	400 012		BOLT - (AN4-17A)	1	
	407 565		WASHER - (AN960-416)	1	
	404 836		NUT - (MS20364-428C)	1	
-24	401 310		BOLT - (AN4-10A)	3	
	407 565		WASHER - (AN960-416)	3	
	404 836		NUT - (MS20364-428C)	3	
-25	401 334		BOLT - (AN4-36A)	2	
	407 565		WASHER - (AN960-416)	2	
	404 836		NUT - (MS20364-428C)	2	
-26	401 311		BOLT - (AN4-11A)	1	
	407 565		WASHER - (AN960-416)	2	
	404 836		NUT - (MS20364-428C)	1	
-27	415 514		SCREW - (MS35206-234)	2	
-28	400 009		BOLT - Inboard (AN4-14A)	1	
	400 912		BOLT - Outboard (AN24-22A)	1	
	407 565		WASHER - (AN960-416)	2	
	404 836		NUT - (MS20364-428C)	2	
-29	407 565		WASHER - (AN960-416)	2	
-30	407 585		WASHER - (AN960-416L)	2	

When ordering, always specify Part Number, Description and Serial Number of Aircraft

PIPER PARTS CATALOG

Figure and Index Number	Part Number	Code	NOMENCLATURE	No. Req.	SERIAL NUMBERS AFFECTED
102-31	41576-02		PIN - Rudder cable guard, forward	1	
	424 051		COTTER PIN - (MS24665-132)	2	
-32	41576-03		PIN - Rudder cable guard, rear	1	
	424 051		COTTER PIN - (MS24665-132)	2	
-33	424 522		PIN - (NAS427-K27)	2	
-34	424 149		PIN - (MS20392-1C25)	4	
	424 051		COTTER PIN - (MS24665-132)	4	
-35	41001-03		PULLEY - Control cable	2	
-36	41413-10		BUSHING - Spacer, elevator cable pulley	1	
-37	424 507		PIN - (NAS427-K13)	6	
-38	487 291		SPRING - Cable (180C 2 1/2)	4	
-39	44188-00		BLOCK - Deflector	1	
-40	415 521		SCREW - (MS35206-231)	4	31-777 and up
	404 909		NUT - (MS20365-632C)	4	31-777 and up
-41	52168-00		PLATE - Cable and spring attachment (1 29 L)	2	31-777 and up
	52168-03		PLATE - Cable and spring attachment (2 00 L)	2	31-777 and up
-42	52167-00		PLATE - Cable attachment	4	31-777 and up

When ordering, always specify Part Number, Description and Serial Number of Aircraft

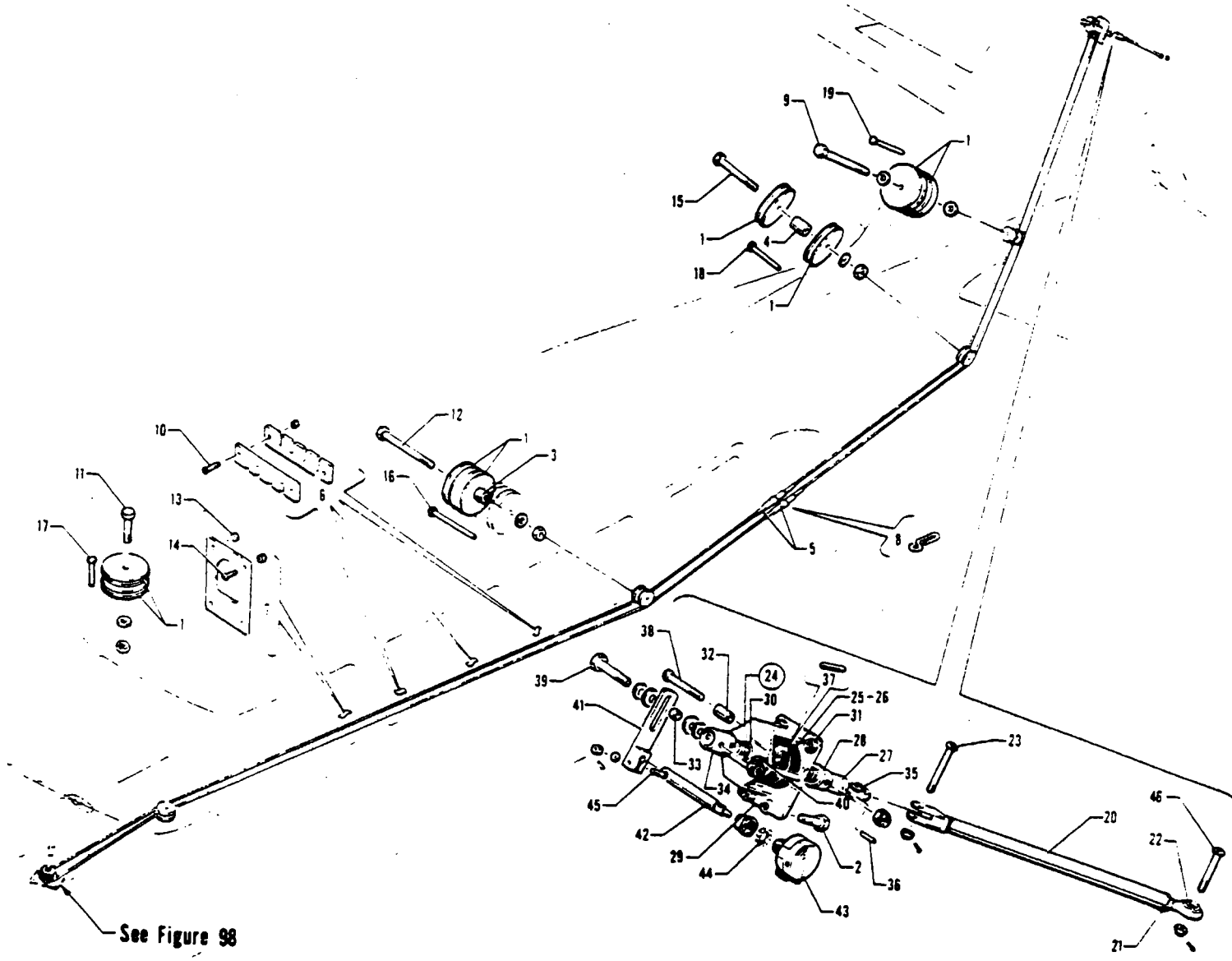


Figure 103 Rudder Trim Installation

REVISED SEPTEMBER 1978

3D17

PA-31-300
PA-31-310
PA-31-325

PIPER PARTS CATALOG

CODE EXPLANATIONS FOR FIGURE 103

A - Component part of Fin Assembly

PIPER PARTS CATALOG

Figure and Index Number	Part Number	Code	Nomenclature	No. Req.	Serial Numbers Affected
103-	41716		DRAWING -Trim Tab System Installation		
-1	481 640		PULLEY - (MS24566-1B)	8	
-2	401 266	A	BOLT- (AN3-5A)	4	
-3	41413-17		BUSHING - Spacer, rudder trim pulley	1	
-4	41413-19		BUSHING - Spacer, rudder trim pulley	1	
-5	452 015		BARREL - Turnbuckle (NAS649B-8S)	2	
-6	40619-00		BLOCK - Rub. rudder trim	6	
-7	43377-00		BLOCK - Rub. wing spar	1	
-8	454 867		CLIP - Turnbuckle (NAS651-16S)	8	
-9	401 270		BOLT - (AN3-11A)	1	
	407 564		WASHER - (AN960-10)	1	
	407 584		WASHER - (AN960-10L)	1	
-10	415 688		SCREW - (4-40 x 1/2 L. Rd. hd.)	6	
	404 908		NUT - (MS20365 440C)	6	
-11	401 269		BOLT- (AN3-10A)	1	
	407 564		WASHER - (AN960-10)	1	
	404 835		NUT - (MS20364-1032C)	1	
-12	400 450		BOLT - (AN3-17A)	1	
	407 564		WASHER - (AN960-10)	1	
	404 835		NUT - (MS20364-1032C)	1	
-13	407 564		WASHER - (AN960-10)	2	
-14	415 450		SCREW - (AN526-832R10)	4	
	404 833		NUT - (MS20364-832C)	4	
-15	401 273		BOLT- (AN3-14A)	1	
	407 584		WASHER - (AN960-10L)	1	
	404 835		NUT - (MS20364-1032C)	1	
-16	424 520		PIN - (NAS427-K25)	1	
-17	424 505		PIN - (NAS427-K11)	1	
-18	424 513		PIN - (NAS427-K19)	1	
-19	424 506		PIN - (NAS427-K12)	1	
-20	40105-00		TUBE ASSEMBLY - Rudder tab control	1	
-21	404 322		* NUT - (AN316-4R)	1	
-22	452 480		* BEARING - Rod end (MVV34-14B)	1	
-23	400 055		BOLT - (AN3-10)	1	
	404 100		NUT - (AN310-3)	1	
	424 051		COTTER PIN - (AN380-2-2)	1	
-24	40038-00	A	SCREW ASSEMBLY - Rudder trim tab	1	
-25	41734-06		* CABLE ASSEMBLY - Screw, rudder trim tab	1	
-26	17088-00		* DRUM - Screw, rudder trim tab	1	
-27	40029-00		* SCREW - Rudder trim tab	1	
-28	40027-00		* BUSHING - Screw, rudder trim tab	1	
-29	40035-00		* BRACKET ASSEMBLY - Rudder trim	1	
-30	452 381		* * BEARING - (FF609-1)	2	
-31	477 684		* * NUT - Spline (22ND8-02)	4	
-32	80022-103		* BUSHING - Rudder trim	1	
-33	14976-105		* BUSHING - Rudder trim	1	
-34	40870-00		* BUSHING - Rudder trim	1	
-35	452 427		* BEARING - Rod end (F33-14)	1	
-36	480 735		* PIN - Roll (79-028-125-0500)	2	
-37	83285-02		* PIN - Screw, rudder trim	1	

When ordering, always specify Part Number, Description, and Serial Number of Aircraft

Revised February 18, 1994

3D19

PA-31-300
PA-31-310
PA-31-325

PIPER PARTS CATALOG

Figure and Index Number	Part Number	Code	NOMENCLATURE	No. Req.	SERIAL NUMBERS AFFECTED
103-38	400 873		* BOLT - Clevis (AN23-21A)	1	
	404 887		* NUT - (MS20365-1032C)	1	
-39	400 443		* BOLT - (AN3-12A)	1	
	407 584		* WASHER - (AN960-10L)	2	
	404 887		* NUT - (MS20365-1032C)	1	
	407 585		* WASHER - (AN960-416L)	2	
-40	410 251		* SCREW - (AN509-8R36)	2	
	407 563		* WASHER - (AN960-8)	4	
	404 910		* NUT - (MS20365-832C)	2	
-41	42803-02		* ARM - Trim rheostat actuator	1	
-42	486 591	A	SHAFT - Round (RS-2)	1	31-5 to 31-8112045 incl
	40958-02	A	SHAFT - Trim tab rheostat	1	31-8112046 and up
-43	41229-00	A	RHEOSTAT - Pick-a-shaft	1	
-44	407 143	A	WASHER - (AN936-B616)	1	
-45	416 094	A	SCREW - (AN500-6-12)	1	
	404 909	A	NUT - (MS20365-632C)	1	
-46	400 441		BOLT - (AN3-7A)	1	
	404 887		NUT - (MS20365-1032C)	1	

When ordering, always specify Part Number, Description and Serial Number of Aircraft

PIPER PARTS CATALOG

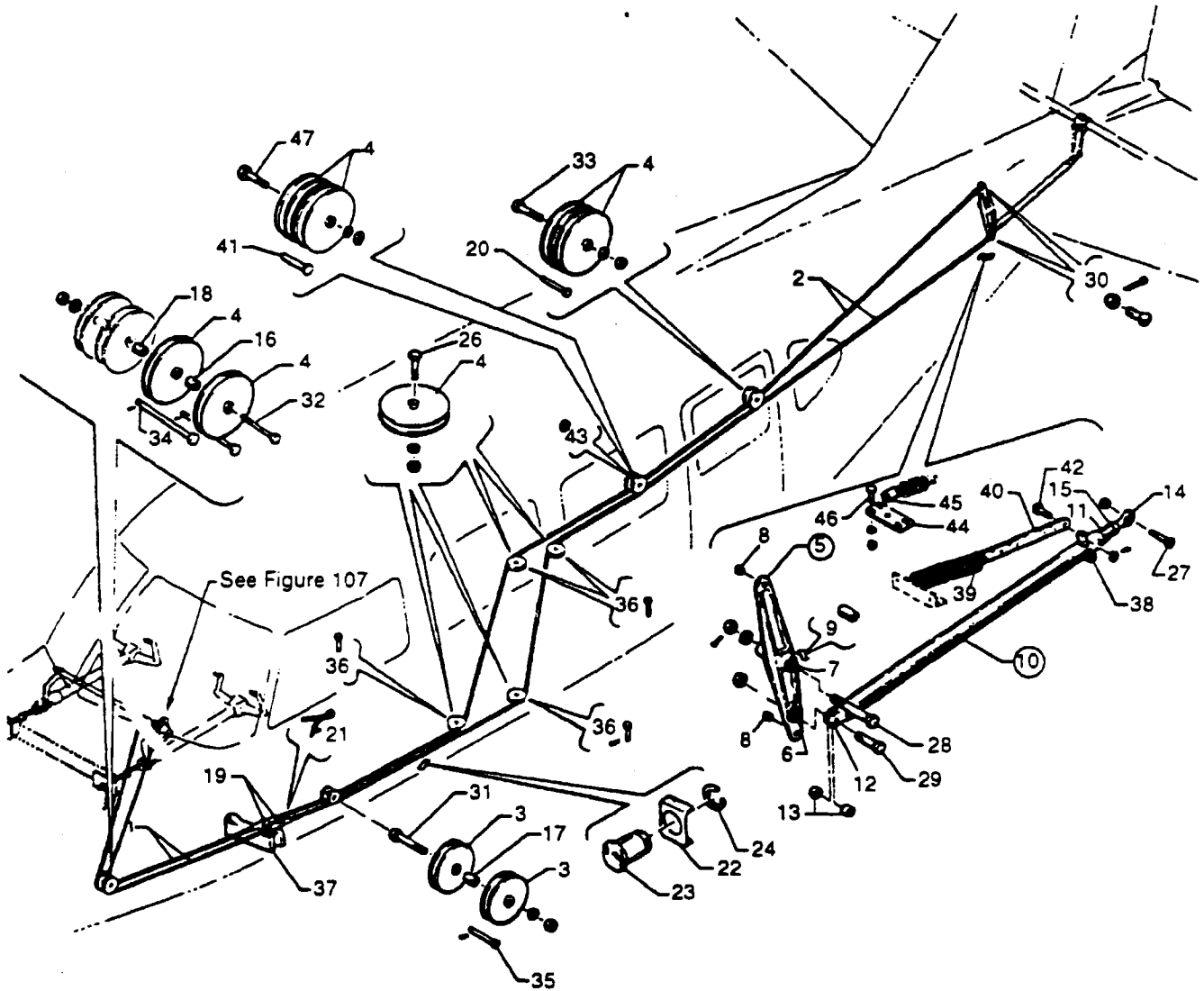


Figure 104 Elevator Control Installation

Revised February 18, 1994

3D21

PA-31-300
PA-31-310
PA-31-325

PIPER PARTS CATALOG

CODE EXPLANATIONS FOR FIGURE 104

- A - Used on PA-31-325 airplanes only
- B - See Figure 21 for PA-31-310 and PA-31-300 installations
- C - These parts must be installed as a unit on serial nos 31-5 to 31-7912035 incl., if existing spring and link have not been replaced per Service Bulletin 626B

PIPER PARTS CATALOG

Figure and Index Number	Part Number	Code	NOMENCLATURE	No. Req.	SERIAL NUMBERS AFFECTED
104-	41963		DRAWING - Control System Installation		
-1	41942-00		CABLE ASSEMBLY - Elevator control, forward (up)	1	
	41942-02		CABLE ASSEMBLY - Elevator control, forward (down)	1	
-2	41947-02		CABLE ASSEMBLY - Elevator control, rear (up)	1	
	41947-00		CABLE ASSEMBLY - Elevator control, rear (down)	1	
-3	41001-03		PULLEY - Elevator control cable	2	
-4	481 627		PULLEY - (MS24566-4B)	10	
-5	40307-00		BELLCRANK ASSEMBLY - Elevator	1	
-6	49265-02		* BEARING - Spherical	1	
-7	452 344		* BEARING - (5035)	2	
-8	61402-101		* BUSHING - Bellcrank	2	
-9	61402-102		* BUSHING - Bellcrank	1	
-10	40847-00		TUBE ASSEMBLY - Elevator control	1	
-11	17235-00		* FITTING - Elevator control tube	1	
-12	19086-03		* FITTING ASSEMBLY - Elevator control tube	1	
-13	41413-03		* * BUSHING - Elevator control tube fitting	2	
-14	49261-02		* BEARING - Rod end	1	
-15	404 226		* NUT - (AN315-5R)	1	
-16	41413-10		BUSHING - Spacer, elevator cable pulley	1	
-17	41413-12		BUSHING - Spacer, elevator cable pulley	1	
-18	41413-14		BUSHING - Spacer, elevator trim pulley	1	
-19	452 011		BARREL - Turnbuckle (NAS649B-32S)	2	
-20	424 515		PIN - (NAS427-K21) Sta 274	1	
-21	454 867		CLIP - Turnbuckle (NAS651-16S)	4	
-22	11151-02		BRACKET - Fairlead, cable (up) 1 000 wide	1	
	11151-05		BRACKET - Fairlead, cable (down) 900 wide	1	
-23	40701-03		SEGMENT - Cable fairlead	4	
-24	40081-00		RING - Snap fairlead	2	
-25	401 315		BOLT - (AN4-15A)	1	
	407 565		WASHER - (AN960-416)	1	
	404 836		NUT - (MS20364-428C)	1	
-26	401 310		BOLT - (AN4-10A)	4	
	407 565		WASHER - (AN960-416)	4	
	404 836		NUT - (MS20364-428C)	4	
-27	402 317		BOLT - (AN174-11A)	1	
	404 888		NUT - (MS20365-428C)	1	
-28	400 168		BOLT - (AN5-25)	1	
	407 566		WASHER - (AN960-516)	1	
	404 102		NUT - (AN310-5)	1	31-5 to 31-7712034 incl
	404 889		NUT - (MS20365-524C)	1	31-7712035 and up
	424 051		COTTER PIN - (MS24665-132)	1	31-5 to 31-7712034 incl
-29	402 311		BOLT - (AN174-12A)	1	
	404 888		NUT - (MS20365-428C)	1	
-30	400 053		BOLT - (AN3-6)	2	
	404 100		NUT - (AN310-3)	2	
	424 051		COTTER - (MS24665-132)	2	
-31	401 318		BOLT - (AN4-20A)	1	
	407 565		WASHER - (AN960-416)	1	
	404 836		NUT - (MS20364-428C)	1	

When ordering, always specify Part Number, Description and Serial Number of Aircraft

PIPER PARTS CATALOG

Figure and Index Number	Part Number	Code	NOMENCLATURE	No. Req.	SERIAL NUMBERS AFFECTED
104-32	401 335		BOLT - (AN4-40A)	1	
	407 565		WASHER - (AN960-416)	1	
	404 836		NUT - (MS20364-428C)	1	
-33	400 009		BOLT - (AN4-14A)	1	
	407 565		WASHER - (AN960-416)	1	
	404 836		NUT - (MS20364-428C)	1	
-34	424 541		PIN - Elevator and rudder cable (NAS427-K62)	2	
-35	424 164		PIN - (AN392-55)	1	
	424 051		COTTER PIN - (MS24665-132)	1	
-36	424 507		PIN - (NAS427-K13)	4	
-37	40963-00		GUARD - Cable	1	
-38	402 038		BOLT - Eye (AN42B-13A)	1	
	407 564		WASHER - (AN960-10)	1	
	404 887		NUT - (MS20365-1032C)	1	
-39	71056-02	C	SPRING - Elevator bungee	1	
-40	71086-03	C	LINK - Elevator bungee (6" L)	1	
-41	424 518		PIN - (NAS427-K23) Sta 244	1	
-42	400 051		BOLT - (AN3-4)	1	
	407 564		WASHER - (AN960-10)	1	
	404 100		NUT - (AN310-3)	1	
	424 051		PIN - Cotter (MS24665-132)	1	
-43	19513-103		WASHER - Spacer	1	
-44	53387-00	A, B	PLATE - Bungee spring attachment	1	
-45	81262-109	A, B	LINK - Bungee spring attachment	1	
-46	400 438	A, B	BOLT - (AN3-4A)	5	
	407 584	A, B	WASHER - (AN960-10L)	5	
	404 887	A, B	NUT - (MS20365-1032C)	5	

When ordering, always specify Part Number, Description and Serial Number of Aircraft

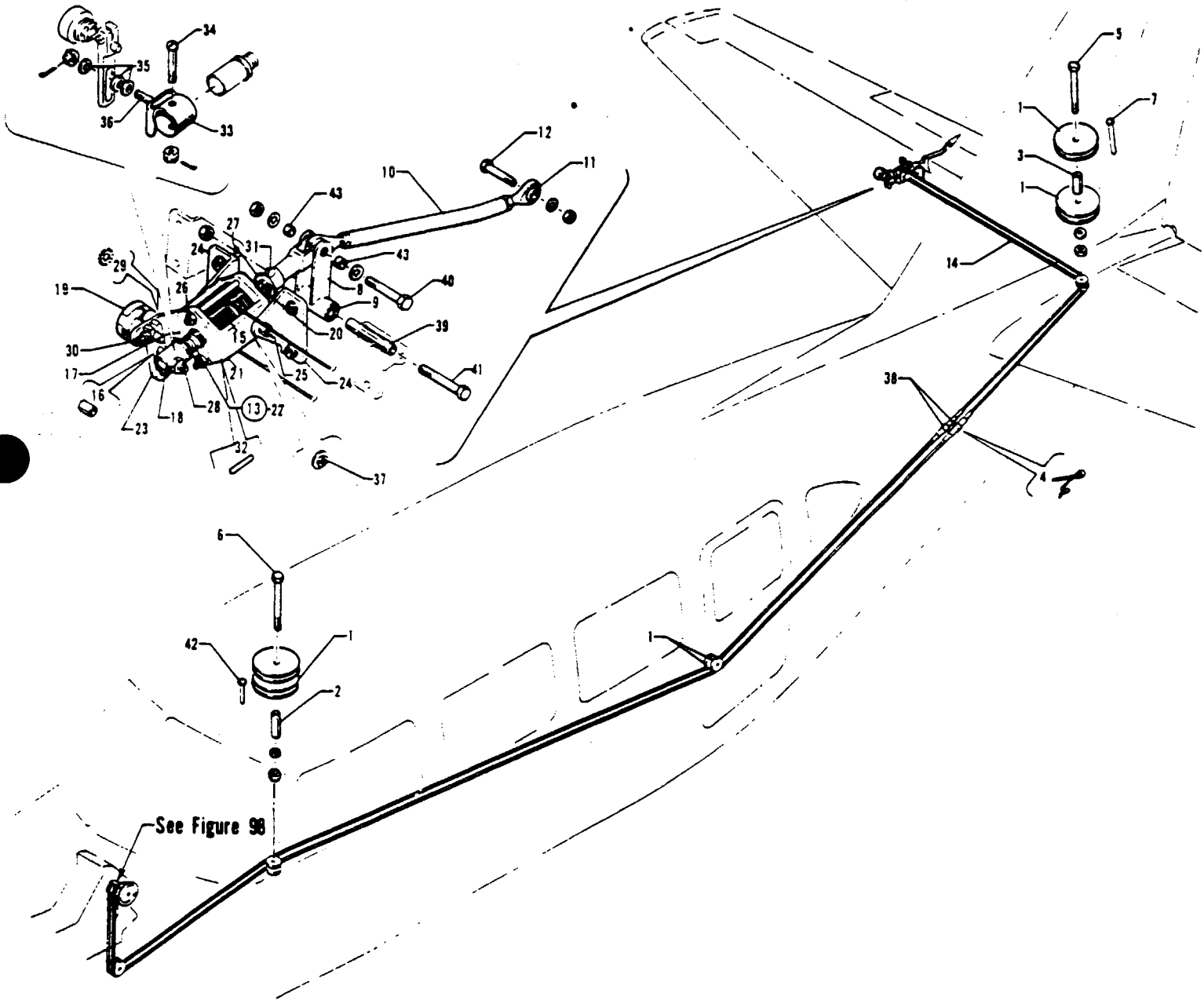


Figure 105. Elevator Trim Installation

REVISED: SEPT MBER 1977

PA-31-300
PA-31-310
PA-31-325

PIPER PARTS CATALOG

CODE EXPLANATIONS FOR FIGURE 105

- A - Component part of 40155-01 Stabilizer Assembly
- B - Used on PA-31-310 and PA-31-300 airplanes only
- C - Used on PA-31-325 with serial numbers 31-7400990 to 31-7912063 inclusive and 31-7912065 to 31-7912069 inclusive and 31-7912071 to 31-7912124 inclusive
- D - Component part of 40155-27 Stabilizer Assembly
- E - Used on PA-31-325 with serial numbers 31-7400990 and 31-7512006 to 31-7512058 inclusive Also used on PA-31-310 with serial numbers 31-712 and up
- F - Component part of 40155-01 and 40155-28 Stabilizer Assemblies
- G - Used on PA-31-325 with serial numbers 31-7912064, 31-7912070 and 31-8012001 and up.
- H - Used on PA-31-325 airplanes only

PIPER PARTS CATALOG

Figure and Index Number	Part Number	Code	NOMENCLATURE	No. Req.	SERIAL NUMBERS AFFECTED
105-	41716		DRAWING - Trim Tab System Installation		
-1	481 640		PULLEY - (MS24566-18)	6	
-2	80012-112		BUSHING - Spacer, elevator trim pulley	1	
-3	41413-18		BUSHING - Spacer, elevator trim pulley	1	
-4	454 867		CLIP - Turnbuckle (NAS651-16S)	4	
-5	400 450		BOLT - (AN3-17A)	1	
	407 584		WASHER - (AN960-10L)	1	
	404 835		NUT - (MS20364-1032C)	1	
-6	400 450		BOLT - (AN3-17A)	1	
	407 564		WASHER - (AN960-10)	1	
	404 835		NUT - (MS20364-1032C)	1	
-7	424 162		PIN - (AN392-49)	1	
	407 562		WASHER - (AN960-6)	1	
	424 051		COTTER PIN - (AN380-2-2)	1	
-8	43224-00	B	ARM ASSEMBLY - Elevator, right	1	
	43224-05	H	ARM ASSEMBLY - Elevator, right	1	
-9	452 347		* BEARING - (B-47)	2	
-10	43203-00	B	ROD ASSEMBLY - Elevator tab, right	1	
	43203-03	C	ROD ASSEMBLY - Elevator tab, right	1	
	43203-05	G	ROD ASSEMBLY - Elevator tab, right	1	
-11	452 480		* BEARING - Rod end (MVV34-14B)	2	
-12	401 269		BOLT - (AN3-10A) Right	1	
	407 564		WASHER - (AN960-10) Right	1	
	404 887		NUT - (MS20365-1032C) Right	1	
-13	44200-00	A	SCREW ASSEMBLY - Elevator anti-servo tab	1	31-5 to 31-711 inclusive
	44200-02	E F	SCREW ASSEMBLY - Elevator anti-servo tab	1	
	53850-00	D H	SCREW ASSEMBLY - Elevator anti-servo tab	1	31-7512059 and up
-14	41734-04		* CABLE ASSEMBLY - Elevator trim tab	1	31-5 to 31-711 inclusive
	41734-78		* CABLE ASSEMBLY - Elevator trim tab	1	31-712 and up
-15	17088-00		* DRUM - Elevator trim tab	1	
-16	14843-32		* BUSHING - Elevator trim tab	1	31-5 to 31-7812001 inclusive
-17	40958-00		* SHAFT - Trim tab rheostat	1	
-18	48437-02		* BUSHING - Trim tab screw stop	1	
-19	41229-00		* RHEOSTAT ASSEMBLY - Trim tab	1	
-20	43198-00		* SCREW - Elevator trim tab	1	31-5 to 31-7812001 inclusive
	43198-02		* SCREW - Elevator trim tab	1	31-7812002 and up
-21	43202-00		* BRACKET ASSEMBLY - Elevator trim drum	1	31-5 to 31-7812001 inclusive
	43202-03		* BRACKET ASSEMBLY - Elevator trim drum	1	31-7812002 and up
-22	452 381		* * BEARING - (FF-609-1)	2	
-23	43204-00		* ARM - Trim rheostat actuator	1	31-5 to 31-7812001 inclusive
	42803-03		* ARM - Trim rheostat actuator	1	31-7812002 and up
-24	760 288		* KIT - Elevator trim tab drum bracket attachment (includes two angle assemblies and attaching hardware)	1	31-5 to 31-374 inclusive
	44151-00		* ANGLE ASSEMBLY - Elevator tab drum, left	1	31-375 and up
	44151-01		* ANGLE ASSEMBLY - Elevator tab drum, right	1	31-375 and up
-25	402 726		* BOLT - (NAS333CPA-6)	2	
	407 564		* WASHER - (AN960-10)	4	
	80122-11		* WASHER	2	
	404 887		* NUT - (MS20365-1032C)	2	
-26	410 253		* SCREW - (MS24694-S35)	2	
	404 910		* NUT - (MS20365-832C)	2	
-27	40027-00		* BUSHING - Elevator trim tab	1	

When ordering, always specify Part Number, Description and Serial Number of Aircraft

PIPER PARTS CATALOG

Figure and Index Number	Part Number	Code	Nomenclature	No. Req.	Serial Numbers Affected
105-28	400 060		* BOLT - (AN3-15)	1	31-5 to 31-7812001 inclusive
	407 564		* WASHER - (AN960-10)	2	31-5 to 31-7812001 inclusive
	404100		* NUT - (AN310-3)	1	31-5 to 31-7812001 inclusive
	424 051		* COTTER PIN - (MS24665-132)	1	31-5 to 31-7812001 inclusive
-29	407 143		* WASHER - Lock (AN936-B616)	1	
	43553-00		* CLIP - Trim tab sender	1	
-30	415 522		* SCREW - (MS35206-232)	1	
	404 909		* NUT - (MS20365-632C)	1	
-31	400 677		* BOLT - (AN23-15)	1	
	407 564		* WASHER - (AN960-10)	1	
	404 887		* NUT - (MS20365-1032C)	1	
-32	83285-02		* PIN - Elevator trim cable	1	
-33	49398-02		* BRACKET ASSEMBLY - Elevator trim tab	1	31-7812002 and up
-34	400 869		* BOLT - (AN23-17A)	1	31-7812002 and up
	404 835		* NUT - (MS20364-1032C)	1	31-7812002 and up
-35	41413-60		* BUSHING	1	31-7812002 and up
	407 584		* WASHER - (AN960-10L)	2	31-7812002 and up
-36	400 051		* BOLT - (AN3-4)	1	31-7812002 and up
	404 392		* NUT - (AN320-3)	1	31-7812002 and up
	424 051		* COTTER PIN - (MS24665-132)	1	31-7812002 and up
-37	44150-00		* BUSHING - Spacer	2	
-38	452 015		BARREL - Tumbuckle (NAS649B-8S)	2	
-39	42571-08		BUSHING - Elevator, right	1	
-40	402 288		BOLT - (AN173-13A) Right	1	
	407 564		WASHER - (AN960-10) Right	2	
	404 887		NUT - (MS20365-1032C) Right	1	
-41	402 298		BOLT - (AN173-23A) Right	1	
	404 887		NUT - (MS20365-1032C) Right	1	
-42	424 505		PIN - (NAS427-K11)	1	
-43	42571-07		BUSHING - Elevator, right	2	

When ordering, always specify Part Number, Description, and Serial Number of Aircraft

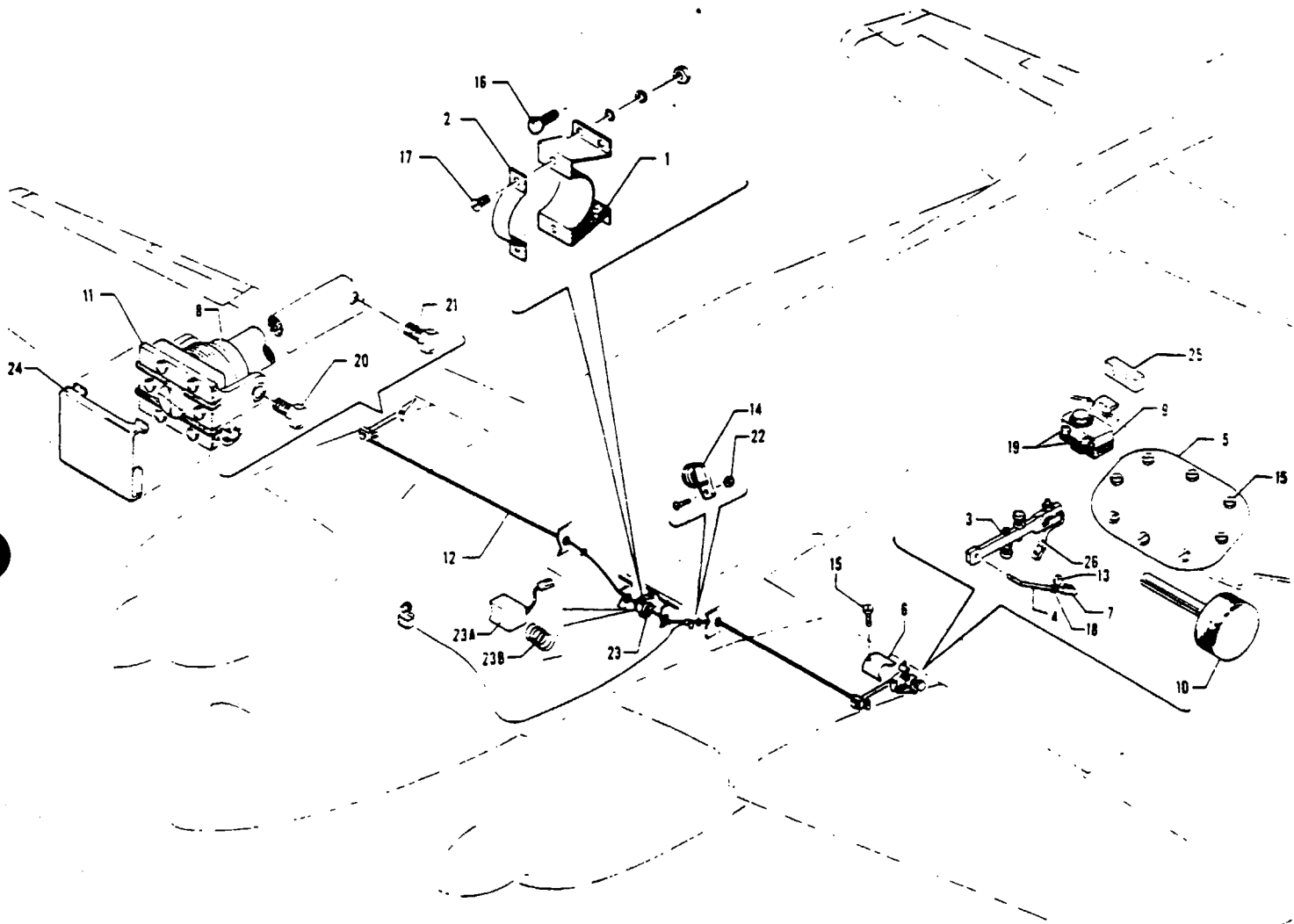


Figure 106 Flap Control Installation

REVISED MARCH 1963

3E5

PA 31 300
PA 31 310
PA 31 104

PIPER PARTS CATALOG

CODE EXPLANATIONS FOR FIGURE 106

- A - Used on Flap Control Motor 8405MI only
- B - Used on aircraft with serial numbers 31-2 to 31-7812129 inclusive if Flap Travel Restriction and Placard Installation Kit 764 396 have been installed per Service Bulletin 739
- C - Order part for serial numbers 31-7912001 and up if Calco Flap System Installation Kit 764 938L has been installed per Service Letter 959
- D - On aircraft with serial numbers 31-5 to 31-7812129 inclusive, if Calco Flap System Installation Kit 764 938L has been installed per Service Letter 959, order part for serial numbers 31-8112043 and up.
- E - Order part for serial numbers 31-8012044 and up if Calco Flap System Installation Kit 764 938L has been installed per Service Letter 959
- F - Order Transmission Assembly, Part No 489 516, if Flap Transmission Replacement Kit 764 957L has been installed per Service Letter 959
- G - Used on aircraft with serial numbers 31-5 to 31-7812129 inclusive if Flap Transmission Replacement Kit 764 957L has been installed per Service Letter 959

PIPER PARTS CATALOG

Figure and Index Number	Part Number	Code	NOMENCLATURE	No. Req.	SERIAL NUMBERS AFFECTED
106-	41488		DRAWING - Flap Installation		
-1	41358-00		BRACKET ASSEMBLY - Flap actuating motor, left	1	
-2	41359-00	C	MOUNTING CLAMP - Flap actuating motor, left	1	31-5 to 31-7812129 inclusive
	29254-02		MOUNTING CLAMP - Flap actuating motor, left	1	31-7912001 and up
-3	41454-00	C	ACTUATOR ASSEMBLY - Flap position and limit switch, left	1	31-5 to 31-47 inclusive
	41454-04	C	ACTUATOR ASSEMBLY - Flap position and limit switch, left	1	31-48 to 31-7812129 inclusive
	49415-06		ACTUATOR ASSEMBLY - Flap position and limit switch, left	1	31-7912001 and up
	49415-07		ACTUATOR ASSEMBLY - Flap position and limit switch, right	1	31-7912001 and up
-4	42758-00	C	ROD - Flap position and limit switch, left	1	31-5 to 31-47 inclusive
	43555-00	C	ROD - Flap position and limit switch, left	1	31-48 to 31-7812129 inclusive
	43555-00		ROD - Flap position and limit switch	2	31-7912001 and up
-5	40607-00	C	PLATE - Wing access, left	1	31-5 to 31-7812129 inclusive
	40607-00		PLATE - Wing access	2	31-7912001 and up
-6	40608-00	D	PLATE - Flap actuator access, left	1	31-5 to 31-8112042 incl
	40608-04		PLATE - Flap actuator access, left	1	31-8112043 and up
	40608-03		PLATE - Flap actuator access, right	1	31-7912001 to 31-8112042 incl
	40608-05		PLATE - Flap actuator access, right	1	31-8112043 and up
-7	54175-00		JOINT - Ball (BL-103) Left	2	31-5 to 31-7812129 inclusive
	54175-00		JOINT - Ball (BL-103)	4	31-7912001 and up
-8	760 367		KIT - Flap transmission bumper replacement	1	31-5 to 31-7812129 inclusive
-9	487 927		SWITCH - (6PL41)	2	
-10	43394-00	C	POTENTIOMETER ASSEMBLY - Left	1	31-5 to 31-7812129 inclusive
	74243-02		POTENTIOMETER ASSEMBLY	2	31-7912001 and up
-11	489 425	C F	TRANSMISSION ASSEMBLY - (Dukes 1209-00-1) Left	1	31-5 to 31-7812129 inclusive
	489 426	C F	TRANSMISSION ASSEMBLY - (Dukes 1210-00-1) Right	1	31-5 to 31-7812129 inclusive
	489 516	G	TRANSMISSION ASSEMBLY - (Calco 8537)	2	
	451 813		TRANSMISSION ASSEMBLY - (Calco 8407)	2	31-7912001 and up
-12	486 597	E	SHAFT ASSEMBLY - Flexible (12131Y)	2	31-5 to 31-7812129 incl
	486 542		SHAFT ASSEMBLY - Flexible (8412-3)	2	31-7912001 to 31-8012043 incl
	486 667		SHAFT ASSEMBLY - Flexible (8412-6)	2	31-8012044 and up
-13	404 887		NUT - (MS20365-1032C)	2	31-5 to 31-7812129 inclusive
	404 887		NUT - (MS20365-1032C)	4	31-7912001 and up
-14	454 932		CLAMP - (A4980S-7-91)	2	
-15	415 533		SCREW - (MS35206-243) Left	22	31-5 to 31-7812129 inclusive
	415 533		SCREW - (MS35206-243)	44	31-7912001 and up
-16	400 438		BOLT - (AN3-4A)	4	
	407 584		WASHER - (AN960-10L)	4	
	404 887		NUT - (MS20365-1032C)	4	
-17	411 530	C	SCREW - (MS35207-261)	2	31-5 to 31-7812129 inclusive
	411 534		SCREW - (MS35207-265)	2	31-7912001 and up
-18	405 312		NUT - Hex (10-32) Left	2	31-48 to 31-7812129 inclusive
	405 312		NUT - Hex (10-32)	4	31-7912001 and up
-19	415 514		SCREW - (MS35206-234) Left	4	
	404 909		NUT - (MS20365-632C) Left	4	
-20	400 103	C	BOLT - (AN4-6)	4	31-5 to 31-7812129 inclusive
	400 698		BOLT - (AN24-11)	4	31-7912001 and up
	407 565	C	WASHER - (AN960-416)	4	31-5 to 31-7812129 inclusive
	407 585		WASHER - (AN960-416L)	4	31-7912001 and up
	404 101	C	NUT - (AN310-4)	4	31-5 to 31-7812129 inclusive
	404 393		NUT - (AN320-4)	4	31-7912001 and up
	424 052		COTTER PIN - (AN380-2-3)	4	

When ordering, always specify Part Number, Description and Serial Number of Aircraft

PIPER PARTS CATALOG

Figure and Index Number	Part Number	Code	NOMENCLATURE	No. Req.	SERIAL NUMBERS AFFECTED
106-21	400 110		BOLT - (AN4-15)	2	
	407 565		WASHER - (AN960-416)	2	
	404 101		NUT - (AN310-4)	2	
	424 052		COTTER PIN - (AN380-2-3)	2	
-22	400 446		SCREW - (AN3-16A)	2	
	41413-55		BUSHING	2	
	404 887		NUT - (MS20365-1032C)	2	
-23	475 208	C	MOTOR - Flap control (1202-00-1)	1	31-5 to 31-7812129 inclusive
	475 212		MOTOR - Flap actuator (8405M1)	1	31-7912001 and up
-23a	758 451	A	* BRUSH ASSEMBLY - Flap motor (8405-8)	2	31-7912001 and up
-23b	762 354	A	* SPRING - Flap motor brush (8405-24)	2	31-7912001 and up
-24	43486-00		COVER - Flap transmission	2	31-5 to 31-7812129 inclusive
-25	49718-02		BLOCK - Rub right (Phenolic)	1	31-7912001 and up
-26	71951-02	B	ARM - Flap position actuator	1	

When ordering, always specify Part Number, Description and Serial Number of Aircraft

PIPER PARTS CATALOG

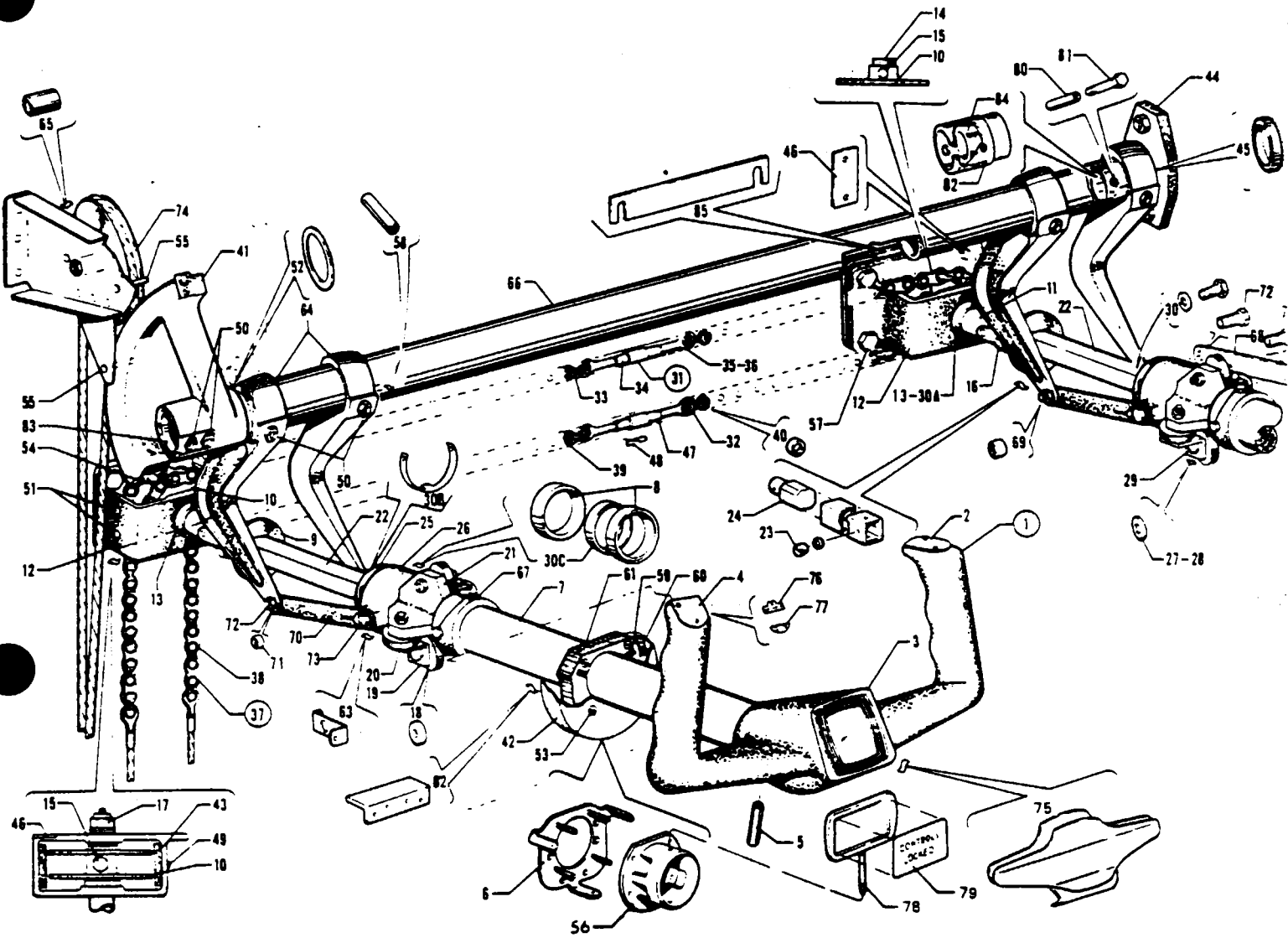


Figure 107 Control Wheel Installation

REVISED: SEPTEMBER 1977

PIPER PARTS CATALOG

CODE EXPLANATIONS FOR FIGURE 107

- A - Used on serial numbers 31-5 to 31-7300948 inclusive, 31-7300950 and 31-7300954.
- B - Used on serial numbers 31-7300949, 31-7300951 to 31-7300953 inclusive and 31-7300956 and up.
- C - Used on serial numbers 31-5 to 31-494 inclusive, 31-496 to 31-506 inclusive, 31-530 and up.
- D - Used with flat aluminum link assembly.
- E - Used with rod end bearing link assembly.
- F - Optional equipment.
- G - Used on serial numbers 31-5 to 31-494 inclusive, 31-496 to 31-506 inclusive.
- H - When ordering, specify color black or beige.

PIPER PARTS CATALOG

Figure and Index Number	Part Number	Code	NOMENCLATURE	No Req	SERIAL NUMBERS AFFECTED
107-	41546		DRAWING - Elevator and Aileron Controls Mechanism Installation		
-1	43052-04		WHEEL ASSEMBLY - Control, black	2	31-5 to 31-8012102 incl
	43052-09		WHEEL ASSEMBLY - Control, black	2	31-8112001 and up
	43052-07		WHEEL ASSEMBLY - Control, beige	2	31-5 to 31-8012102 incl
	43052-08		WHEEL ASSEMBLY - Control, beige	2	31-8112001 and up
-2	53856-03	H	* PLATE - Control wheel, cover	1	
-3	474 345		* MEDALLION - Control wheel (Red and Silver "P" Crest)	1	
	48657-00		* MEDALLION - Control wheel (Red, Blue and Silver Logo)	1	
-4	53856-00	H	* PLATE - Control wheel, cover	1	
-5	480 710		* PIN - Roll (59-040-187-1875)	1	
-6	43688-00		COLLAR - Control wheel shaft, left	1	31-174 to 31-7300954 incl
-7	42994-00	A	TUBE ASSEMBLY - Control, left	1	
	46349-07	B	TUBE ASSEMBLY - Control, left	1	
	42994-02	A	TUBE ASSEMBLY - Control right	1	
	46349-08	B	TUBE ASSEMBLY - Control, right	1	
-8	452 458		* BEARING - Control tube assembly (B543)	2	
-9	40950-00		* COLLAR - Control wheel stop	1	
-10	40983-00		* SPROCKET - Double left	1	
	20999-00		* SPROCKET - Right	1	
-11	41422-00	A	* UNIVERSAL ASSEMBLY - Control wheel shaft (491 085)	1	
	46203-02	B	* UNIVERSAL ASSEMBLY - Control wheel shaft	1	
-12	41446-00	A	* BRACKET ASSEMBLY - Control wheel shaft bearing, left	1	
	41446-02	A	* BRACKET - Control wheel shaft bearing right	1	
	29197-02	B	* BRACKET ASSEMBLY - Control wheel shaft bearing	2	
13	452 340	A	* BEARING - Control wheel shaft left (46677-00)	2	
	453 824	B	* BUSHING - Bracket assembly (NAS77A7-25)	2	
-14	21001-00		* BUSHING - Spacer right	1	
-15	402 868		* BOLT - (NAS464-3A12)	1	
	407 564		* WASHER - (AN960-10)	1	
	406 636		* NUT - (H10-3 Hex)	1	
16	402 867		* BOLT - (NAS464-3A14)	1	
	407 564		* WASHER - (AN960-10)	1	
	404 835		* NUT - (MS20364-1032C)	1	
-17	407 568	A	* WASHER - (AN960-716)	2	
	404 891	A	* NUT - (MS20365-720C)	1	
-18	20956-00		* BUSHING - Control shaft	4	
-19	20957-00		* ANGLE - Control shaft support	2	
-20	25358-00		* BEARING ASSEMBLY - Ball	4	
-21	41852-00		* FITTING - Roller attachment	1	
-22	01623-02		* TUBE ASSEMBLY - Control shaft	1	
-23	21470-00		* BLOCK - Guide control wheel tube	4	
	81342-78		* WASHER - Guide block	AR	
-24	42938-03		* STUD - Control shaft	1	
-25	42943-00		* COLLAR - Control shaft	1	
-26	42945-00		* HOUSING - Control shaft bearing	1	
-27	81342-89		* WASHER - (.012 thickness)	AR	
	81342 90		* WASHER - (.016 thickness)	AR	
	81342.91		* WASHER - (.020 thickness)	AR	
-28	81342 92		* WASHER - (.064 thickness)	4	

When ordering always specify Part Number Description and Serial Number of Aircraft

PIPER PARTS CATALOG

Figure and Index Number	Part Number	Code	NOMENCLATURE	No. Req.	SERIAL NUMBERS AFFECTED
107-29	404 444		* BOLT - (AN3-13A)	4	
	407 564		* WASHER - (AN960-10)	8	
	404 835		* NUT - (MS20364-1032C)	4	
-30	401 264		* BOLT - (AN3H-4A)	2	
	407 584		* WASHER - (AN960-10L)	2	
-30a	452 340	A	* BEARING - Control wheel shaft, right (46677-00)	2	
-30b	53785-00		* STRAP - Safety wire restraining	1	
-30c	53971-00		* SPACER - Housing control shaft	1	
-31	21619-02		CHAIN ASSEMBLY - Upper control column	1	
-32	13445-03		* CHAIN ASSEMBLY - Roller, left	1	
	13445-04		* CHAIN ASSEMBLY - Roller, right	1	
-33	472 684		* LINK - Connector	4	
-34	452 011		* BARREL - Turnbuckle (NAS649-B32S)	1	
-35	459 930		* EYE - Turnbuckle (NAS648-22-RS) left	2	
	459 928		* EYE - Turnbuckle (NAS648-22-LS) right	4	
-36	80012-95		* BUSHING - Eye	4	
-37	41532-00		CHAIN ASSEMBLY - Aileron control	1	
-38	13445-00		* CHAIN ASSEMBLY - Roller	1	
-39	472 684		* LINK - Connector	2	
-40	80012-95		* BUSHING - Eye	2	
-41	40323-00		SECTOR - Elevator control	1	31-5 to 31-638 inclusive
	40323-02		SECTOR - Elevator control	1	31-639 and up
-42	42537-00		COVER - Control wheel shaft, left	1	31-5 to 31-173 inclusive
	43640-00		COVER - Control wheel shaft, left	1	31-7300955 and up
	42537-00		COVER - Control wheel shaft, right	1	31-174 to 31-7300954 incl
-43	40954-02		GUARD - Aileron chain, left	1	
	40954-03		GUARD - Aileron chain, right	1	
-44	40968-00		BEARING ASSEMBLY - Torque tube end	2	31-5 to 31-638 inclusive
	44272-00		BEARING ASSEMBLY - Torque tube end	2	31-639 and up
-45	452 431		* BEARING - (B-208)	1	31-5 to 31-638 inclusive
	452 512		* BEARING - (KP16BS A1405)	1	31-639 and up
-46	41179-00	A	SHIM - Control wheel shaft bracket	2	
-47	452 011		BARREL - Turnbuckle (NAS649-B32S)	1	
-48	454 867		CLIP - Turnbuckle (NAS651-165)	4	
-49	419 885		SCREW - (4 x 1/4" L) R.H., Type "Z"	2	
-50	415 528		SCREW - (MS35206-238)	6	
	407 562		WASHER - (AN960-6)	12	
	404 909		NUT - (MS20365-632C)	6	
-51	419 886		SCREW - (4 x 3/8" L) R.H., Type "Z"	2	
-52	40559-06		WASHER - Torque tube	1	31-5 to 31-638 inclusive
	40559-35		WASHER - Torque tube (.062 thickness)	AR	31-639 and up
	40559-40		WASHER - Torque tube (.032 thickness)	AR	31-639 and up
-53	515 719		SCREW - (PS10084-52-2)	2	
-54	415 535		SCREW - (MS35206-245)	2	
	407 042		WASHER - (MS35338-42)	2	
-55	424 519		PIN - (NAS427-K24)	3	
-56	43687-00		BUSHING - Control lock retainer	1	31-174 to 31-7300954 incl
-57	401 266		BOLT - (AN3-5A)	8	
	407 584		WASHER - (AN960-10L)	8	
-58	480 743		PIN - Roll (59-048-250-1750)	6	
-59	42538-00		SLIDE - Control shaft	6	
-60	415 521		SCREW - (MS35206-231)	2	
	407 562		WASHER - (AN960-6)	AR	
	404 829		NUT - (MS20364-632C)	2	

When ordering, always specify Part Number, Description and Serial Number of Aircraft

PIPER PARTS CATALOG

Figure and Index Number	Part Number	Code	NOMENCLATURE	No. Req.	SERIAL NUMBERS AFFECTED
107-61	42536-00		COLLAR - Control shaft, left	1	31-5 to 31-173 inclusive.
	42536-02		COLLAR - Control shaft, left	1	31-7300955 and up
	42536-00		COLLAR - Control shaft, right	1	31-174 to 31-7300954 incl.
-62	40796-00		STOP - Control wheel	2	31-5 to 31-7812129 inclusive
	40796-00		STOP - Control wheel, left	1	31-7912001 and up
	40796-02		STOP - Control wheel, right	1	31-7912001 and up
-63	42540-00	G	STOP - Bolt	4	
	42540-02		STOP - Bolt (1 94" L between bends)	4	
	54945-02		STOP - Bolt (96" L between bends)	4	
-64	42756-00		CONTROL ARM - Elevator actuator, left	2	
	42756-01		CONTROL ARM - Elevator actuator, right	2	
-65	42571-06		BUSHING - Elevator control	1	
-66	42901-00		TUBE - Torque, elevator control	1	31-5 to 31-638 inclusive
	42901-02		TUBE - Torque, elevator control	1	31-639 and up
-57	42942-00		RING - Control shaft	2	
-68	42944-00	C	LINK ASSEMBLY - Control shaft, left inboard, right outboard	2	
	752 373		LINK ASSEMBLY - Control shaft, left inboard, right outboard	2	31-495, 31-507 to 31-529 incl
-69	453 790	C	* BUSHING - (NAS76A6-008)	2	
-70	42944-00	G	LINK ASSEMBLY - Control shaft, left outboard, right inboard	2	
	28546-02		LINK ASSEMBLY - Control shaft, left outboard, right inboard	2	31-495, 31-507 and up
-71	453 790	G	* BUSHING - (NAS76A6-008)	2	
-72	42964-00	D	BOLT - Special (453 191) front	2	
	401 311	E	BOLT - (AN4-11A) Front	2	
-73	42965-00	D	BOLT - Special (453 192) rear	2	
	401 191	E	BOLT - (AN5H-7A) Rear	2	
	40559-41	E	WASHER - Flat	2	
	408 825	E	WASHER - Shakeproof (3512-20-03-0511)	2	
-74	481 652		PULLEY - (MS20220-2)	1	
-75	43618-00	F	CLIP ASSEMBLY - Map	1	31-5 to 31-8012102 incl
	43618-08	F	CLIP ASSEMBLY - Map	1	31-8112001 and up
-76	43364-00		PLACARD - "MIKE"	1	
-77	43360-00		PLACARD - "DWN-UP"	1	
-78	43691-00		LOCK ASSEMBLY - Control shaft	1	31-174 to 31-7300954 incl
-79	43693-00		* PLACARD - Control shaft lock	1	31-174 to 31-7300954 incl
-80	480 767		PIN - Roll (59-048-250-1250)	2	31-639 and up
-81	415 158		SCREW - (AN526-632R26)	2	31-639 and up
-82	44270-00		TUBE - Torque extension	1	31-639 to 31-7512012 incl
	44270-02		TUBE - Torque extension	1	31-7512013 and up
-83	44271-00		TUBE - Torque extension	1	31-639 and up
-84	53991-00		BUSHING - Elevator control	1	31-7512013 and up
-85	55817-02		SHIM - Control shaft	AR	

When ordering, always specify Part Number, Description and Serial Number of Aircraft

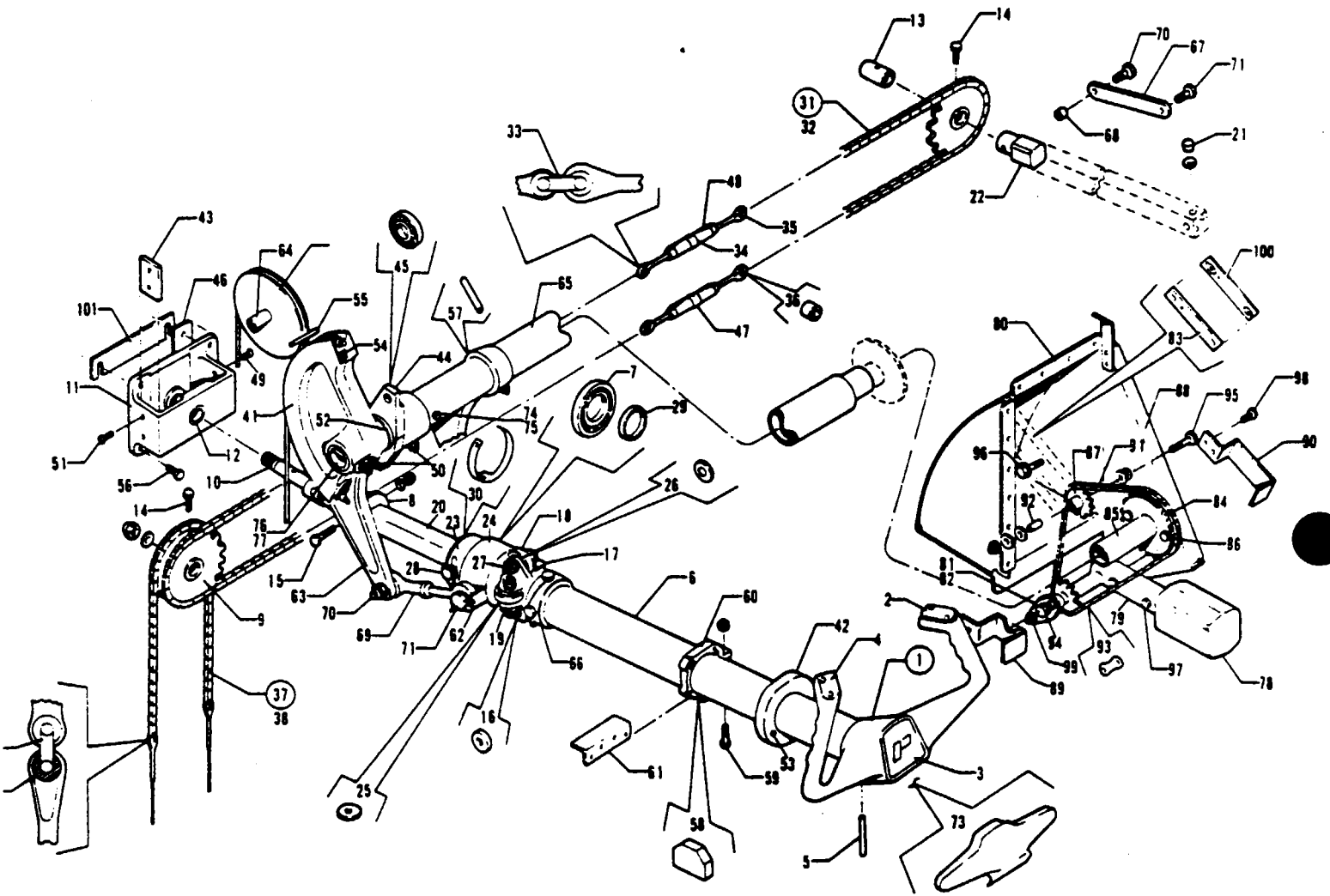


Figure 108. Control Wheel and Bobweight Installation

PIPER PARTS CATALOG

CODE EXPLANATIONS FOR FIGURE 108

- A - Used with flat aluminum link assembly
- B - Used with rod end bearing link assembly
- C - When ordering, specify color black or beige
- D - Used on serial numbers 31-5 to 31-7300948 inclusive, 31-7300950 and 31-7300954
- E - Used on serial numbers 31-7300949, 31-7300951 to 31-7300953 inclusive and 31-7300955 and up

PIPER PARTS CATALOG

Figure and Index Number	Part Number	Code	NOMENCLATURE	No Req	SERIAL NUMBERS AFFECTED
108-	41546		DRAWING - Elevator and Aileron Controls Mechanism Installation		
	53990		DRAWING - Bobweight Installation		
-1	43052-04		WHEEL ASSEMBLY - Control, black	2	31-5 to 31-8012102 incl
	43052-09		WHEEL ASSEMBLY - Control, black	2	31-8112001 and up
	43052-07		WHEEL ASSEMBLY - Control, beige	2	31-5 to 31-8012102 incl
	43052-08		WHEEL ASSEMBLY - Control, beige	2	31-8112001 and up
-2	53856-03	C	* PLATE - Control wheel cover	1	
-3	48657-00		* MEDALLION - Control wheel	1	
-4	53856-00	C	* PLATE - Control wheel, cover	1	
-5	480 710		* PIN - Roll (59-040-187-1875)	1	
-6	46349-07		TUBE ASSEMBLY - Control, left	1	
	46349-08		TUBE ASSEMBLY - Control, right	1	
-7	452 458		* BEARING - Control tube assembly (B543)	2	
-8	40950-00		* COLLAR - Control wheel stop	1	
-9	40983-00		* SPROCKET - Double left	1	
	20999-00		* SPROCKET - Right	1	
-10	46203-02		* UNIVERSAL ASSEMBLY - Control wheel shaft	1	
-11	46199-00	D	* BRACKET ASSEMBLY - Control wheel shaft bearing	2	
	29197-02	E	* BRACKET ASSEMBLY - Control wheel shaft bearing	2	
-12	453 824		* * BUSHING - Bracket assembly (NAS77A7-25)	2	
-13	21001-00		* BUSHING - Spacer right	1	
-14	402 868		* BOLT - (NAS464-3A12)	1	
	407 564		* WASHER - (AN960-10)	1	
	406 636		* NUT - (H10-3 Hex)	1	
-15	402 867		* BOLT - (NAS464-3A14)	1	
	407 564		* WASHER - (AN960-10)	1	
	404 835		* NUT - (MS20364-1032C)	1	
-16	20956-00		* BUSHING - Control shaft	4	
-17	20957-00		* ANGLE - Control shaft support	2	
-18	25358-00		* BEARING ASSEMBLY - Ball	4	
-19	41852-00		* FITTING - Roller attachment	1	
-20	01623-02		* TUBE ASSEMBLY - Control shaft	1	
-21	21470-00		* * BLOCK - Guide, control wheel guide	4	
	81342-78		* * WASHER - Guide block	AR	
-22	42938-03		* * STUD - Control shaft	1	
-23	42943-00		* COLLAR - Control shaft	1	
-24	42945-00		* HOUSING - Control shaft bearing	1	
-25	81342-89		* WASHER - (.012 thickness)	AR	
	81342-90		* WASHER - (.016 thickness)	AR	
	81342-91		* WASHER - (.020 thickness)	AR	
-26	81342-92		* WASHER - (.064 thickness)	4	
-27	400 444		* BOLT - (AN3-13A)	4	
	407 564		* WASHER - (AN960-10)	8	
	404 835		* NUT - (MS20364-1032C)	4	
-28	401 263		* BOLT - (AN3H-3A)	2	
	407 564		* WASHER - (AN960-10)	2	
-29	53971 00		* SPACER - Housing control shaft	1	
-30	53785-00		* STRAP - Safety wire restraining	1	
-31	21619-02		CHAIN ASSEMBLY - Upper control column	1	
-32	13445-03		* CHAIN ASSEMBLY - Roller, left	1	
	13445-04		* CHAIN ASSEMBLY - Roller, right	1	
-33	472 684		* LINK - Connector	4	
-34	452 011		* BARREL - Turnbuckle (NAS649-B32S)	1	
-35	459 930		* EYE - Turnbuckle (NAS648-22-RS) Left	2	
	459 928		* EYE - Turnbuckle (NAS648-22-LS) Right	4	
-36	80012-95		* BUSHING - Eye	4	

When ordering always specify Part Number Description and Serial Number of Aircraft

PIPER PARTS CATALOG

Figure and Index Number	Part Number	Code	NOMENCLATURE	No Req.	SERIAL NUMBERS AFFECTED
108-37	41532-00		CHAIN ASSEMBLY - Aileron control	1	
-38	13445-06		* CHAIN ASSEMBLY - Roller	1	
-39	472 684		* LINK - Connector	2	
-40	80012-95		* BUSHING - Eye	2	
-41	40323-02		SECTOR - Elevator control	1	
-42	42537-00		COVER - Control wheel shaft	2	
-43	40954-02		GUARD - Aileron chain, left	1	
	40954-03		GUARD - Aileron chain, right	1	
-44	44272-00		BEARING ASSEMBLY - Torque tube end	2	
-45	452 512		* BEARING - (KP16BS A 1405)	1	
-46	41179-00	D	SHIM - Control wheel shaft bracket	2	
-47	452 011		BARREL - Turnbuckle (NAS649832S)	1	
-48	454 867		CLIP - Turnbuckle (NAS651-16S)	4	
-49	419 885		SCREW - (4 x 1/4" L) R H, Type "Z"	2	
-50	415 528		SCREW - (MS35206-238)	6	
	407 562		WASHER - (AN960-6)	12	
	404 909		NUT - (MS20365-632C)	6	
-51	419 886		SCREW - (4 x 3/8" L) R H, Type "Z"	2	
-52	40559-35		WASHER - Torque tube (062 thickness)	AR	
	40559-40		WASHER - Torque tube (032 thickness)	AR	
-53	515 719		SCREW - (PS10084-52-2)	2	
-54	415 535		SCREW - (MS35206-245)	2	
	407 042		WASHER - (MS35338-42)	2	
-55	424 519		PIN - (NAS427-K24)	3	
-56	401 266		BOLT - (AN3-5A)	8	
	407 584		WASHER - (AN960-10L)	8	
-57	480 743		PIN - Roll (59-048-250-1750)	6	
-58	42538-00		SLIDE - Control shaft	6	
-59	415 521		SCREW - (MS35206-231)	2	
	407 562		WASHER - (AN960-6)	AR	
	404 829		NUT - (MS20365-632C)	2	
-60	42536-00		COLLAR - Control shaft	2	
-61	40796-00		STOP - Control wheel	2	
-62	42540-02		STOP - Bolt (1 94" L between bends)	4	
	54945-02		STOP - Bolt (96 L between bends)	4	
-63	42756-00		CONTROL ARM - Elevator actuator, left	2	
	42756-01		CONTROL ARM - Elevator actuator, right	2	
-64	42571-06		BUSHING - Elevator control	1	
-65	42901-02		TUBE - Torque elevator control	1	
-66	42942-00		RING - Control shaft	2	
-67	42944-00		LINK ASSEMBLY - Control shaft, left inboard, right outboard	2	
-68	453 790		* BUSHING - (NAS76A6-008)	2	
-69	28546-02		LINK ASSEMBLY - Control shaft, left outboard, right inboard	2	
-70	42964-00	A	BOLT - Special (453 191) front	2	
	401 311	B	BOLT - (AN4-11)	2	
-71	42965-00	A	BOLT - Special (453 192) rear	2	
	401 191	B	BOLT - (AN5H-7A) Rear	2	
	40559-41	B	WASHER - Flat	2	
	408 825	B	WASHER - Shakeproof (3512-20-03-0511)	2	
-72	481 652		PULLEY - (MS20220-2)	1	
-73	43618-00		CLIP ASSEMBLY - Map	1	31-5 to 31-8012102 incl
	43618-08		CLIP ASSEMBLY - Map	1	31-8112001 and up
-74	480 767		PIN - Roll (59-048-250-1250)	2	
-75	415 158		SCREW - (AN526-632R26)	2	
-76	44270-02		TUBE - Torque extension	1	
-77	44271-00		TUBE - Torque extension	1	
-78	23175-00		WEIGHT - Stabilizer balance	1	
-79	53987-00		ARM ASSEMBLY - Bobweight	1	
-80	53988-00		BOX ASSEMBLY - Bobweight	1	

When ordering, always specify Part Number, Description and Serial Number of Aircraft

PIPER PARTS CATALOG

Figure and Index Number	Part Number	Code	NOMENCLATURE	No. Req.	SERIAL NUMBERS AFFECTED
108-81	53985-00		BEARING ASSEMBLY - Bobweight	2	
-82	25704-00		BEARING - Bobweight	1	
-83	54130-00		CHANNEL - Bobweight idler	1	
-84	54134-00		SPROCKET - Bobweight	1	
-85	54133-00		TUBE ASSEMBLY - Sprocket mounting	1	
-86	401 266		BOLT - (AN3-5A)	2	
	407 564		WASHER - (AN960-10)	2	
	404 887		NUT - (MS20365-1032C)	2	
-87	54137-00		SPROCKET - Bobweight idler	1	
-88	54135-00		BRACKET ASSEMBLY - Bobweight	1	
-89	54125-00		BRACKET - Sprocket guard	1	
-90	54126-00		BRACKET - Sprocket guard	1	
-91	13445-10		CHAIN ASSEMBLY - Roller, sprocket	1	
-92	49982-12		BUSHING - Sprocket	1	
-93	472 884		LINK - Chain connector	1	
-94	401 349		BOLT - (AN4-61A)	1	
	407 565		WASHER - (AN960-416)	1	
	407 585		WASHER - (AN960-416L)	1	
	404 888		NUT - (MS20365-428C)	1	
-95	400 055		BOLT - (AN3-10)	1	
	407 564		WASHER - (AN960-10)	1	
	407 584		WASHER - (AN960-10L)	2	
	80122-122		WASHER	1	
	404 887		NUT - (MS20365-1032C)	1	
-96	400 055		BOLT - (AN3-10)	2	
	407 564		WASHER - (AN960-10)	2	
-97	400 107		BOLT - (AN4-12)	2	
	407 585		WASHER - (AN960-416L)	2	
	404 888		NUT - (MS20365-428C)	2	
-98	400 051		BOLT - (AN3-4)	4	
	407 564		WASHER - (AN960-10)	4	
	404 887		NUT - (MS20365-1032C)	4	
-99	400 052		BOLT - (AN3-5)	4	
	407 564		WASHER - (AN960-10)	4	
	404 887		NUT - (MS20365-1032C)	4	
-100	54842-02		STRIP ASSEMBLY - Channel attachment	1	
-101	56817-02		SHIM - Control shaft	AR	

When ordering, always specify Part Number, Description and Serial Number of Aircraft

PIPER PARTS CATALOG

CODE EXPLANATIONS FOR FIGURE 109

PIPER PARTS CATALOG

Figure and Index Number	Part Number	Code	NOMENCLATURE	No Req.	SERIAL NUMBERS AFFECTED
109-	41485		DRAWING - Rudder Pedal and Nose Gear Steering Mechanism Installation		
-1	40968-04		BEARING ASSEMBLY - Torque tube end	2	
-1a	452 431		BEARING - (B-208)	1	
-2	41473-00		BLOCK - Torque tube bearing	2	
-3	41453-00		COLLAR - Brake and rudder pedal torque tube	2	
-4	41465-00		TUBE - Brake and rudder pedal torque	1	
-5	40313-00		LINK - Rudder pedal torque tube	2	
-6	40298-03		ARM ASSEMBLY - Rudder pedal, left inboard	1	
	40298-02		ARM ASSEMBLY - Rudder pedal, left outboard	1	
-7	80012-108		BUSHING - Rudder pedal arm assembly	1	
-8	80012-109		BUSHING - Rudder pedal arm assembly	1	
-9	80012-110		BUSHING - Rudder pedal arm assembly	1	
-10	40302-02		ARM ASSEMBLY - Rudder pedal, right inboard	1	
	40302-03		ARM ASSEMBLY - Rudder pedal, right outboard	1	
-11	80012-108		BUSHING - Rudder pedal arm assembly	1	
-12	80012-110		BUSHING - Rudder pedal arm assembly	1	
-13	40415-00		PEDAL - Brake and rudder, left	2	31-5 to 31-638 inclusive
	44182-00		PEDAL - Brake and rudder, left	2	31-639 to 31-7912124 incl
	44182-02		PEDAL - Brake and rudder, left	2	31-8012001 and up
	40415-01		PEDAL - Brake and rudder, right	2	31-5 to 31-638 inclusive
	44182-01		PEDAL - Brake and rudder, right	2	31-639 to 31-7912124 incl
	44182-03		PEDAL - Brake and rudder, right	2	31-8012001 and up
-14	12605-00		CLEVIS - Brake cylinder	2	
-15	41402-00		TUBE - Brake and rudder pedal spacer	4	
-16	41423-00		TUBE ASSEMBLY - Interconnecting torque, center	1	
-17	41435-00		TUBE ASSEMBLY - Interconnecting torque, right	1	31-5 to 31-7912124 incl
	41435-03		TUBE ASSEMBLY - Interconnecting torque, right	1	31-8012001 and up
-18	400 116		BOLT - (AN4-23)	4	
	407 565		WASHER - (AN960-416)	4	
	404 101		NUT - (AN310-4)	4	
	424 051		COTTER PIN - (AN380-2-2)	4	
19	404 332		NUT - (AN316-4R)	4	
-20	424 176		PIN - Flat head (AN393-15)	4	
	407 584		WASHER - (AN960-10L)	4	
	424 051		COTTER PIN - (AN380-2-2)	4	
-21	424 185		PIN - Flat head (AN393-33)	4	
	407 584		WASHER - (AN960-10L)	4	
	424 051		COTTER PIN - (AN380-2-2)	4	
-22	400 451		BOLT - (AN3-20A)	6	
	407 584		WASHER - (AN960-10L)	6	
	404 835		NUT - (MS20364-1032C)	6	
-23	410 042		SCREW - (AN509-10R-12)	6	
	407 564		WASHER - (AN960-10)	6	
	404 835		NUT - (MS20364-1032C)	6	
-24	400 018		BOLT - (AN4-25A)	2	
	407 565		WASHER - (AN960-416)	2	
	404 836		NUT - (MS20364-428C)	2	
-25	400 446		BOLT - (AN3-16A)	2	
	407 564		WASHER - (AN960-10)	2	
	404 835		NUT - (MS20364-1032C)	2	
-26	400 451		BOLT - (AN3-20A)	2	

When ordering, always specify Part Number, Description and Serial Number of Aircraft

PIPER PARTS CATALOG

Figure and Index Number	Part Number	Code	NOMENCLATURE	No. Req.	SERIAL NUMBERS AFFECTED
109-27	480 744		PIN - Roll (59-048-250-1875)	4	
	415 161		SCREW - (AN528-632R34)	4	
	407 562		WASHER - (AN980-6)	8	
	404 829		NUT - (MS20364-632C)	4	
-28	400 003		BOLT - (AN4-6A)	4	
-29	81102-35		WASHER - Square, shim (.012)	AR	
	81102-36		WASHER - Square, shim (.020)	AR	
	81102-37		WASHER - Square, shim (.037)	AR	
-30	40559-06		WASHER - Collar, torque tube	2	
-31	481 096		PLATE - Patch (A8914-1024-1)	1	
-32	42143-00		LINK ASSEMBLY - Rudder pedal	2	
-33	12806-00		CLEVIS - Rudder pedal link assembly	1	
-34	81342-89		WASHER - (.012 thickness)	AR	
	81342-90		WASHER - (.016 thickness)	AR	
	81342-91		WASHER - (.020 thickness)	AR	
-35	45511-00		CLIP - Rudder balance cable	2	
-36	54174-02		GUARD - Rudder torque tube, left	2	31-7401236 and up
-37	554 963		CLAMP - (PS10017-8-24)	2	31-7401236 and up

When ordering, always specify Part Number, Description and Serial Number of Aircraft

GRIDS 3E23 THRU 3E24
INTENTIONALLY LEFT BLANK

PIPER PARTS CATALOG

CODE EXPLANATIONS FOR FIGURE 110

- A - See Figure 112 for component parts.
- B - No longer available. Order Hydraulic Pump Replacement Kit 760 628.
- C - If Hydraulic Pump 26802-08 (1213-HBG, Type 310) has been installed, order part for serial numbers 31-7300903 to 31-7300906 inclusive, 31-7300908 and up.
- D - Used when Purolator Filter is installed.
- E - Used when Bendix Filter is installed
- F - See Figure 112A for component parts
- G - See Figures 114 and 114A for component parts.
- H - Used on PA-31-310 only.
- J - Used on PA-31-325 only.
- K - See Figures 113 and 113A for component parts

PIPER PARTS CATALOG

Figure and Index Number	Part Number	Code	Nomenclature	No. Req.	Serial Numbers Affected
110-	40800		DRAWING - Hydraulic System Installation		
-1	451 846	A	ACTUATOR - Hydraulic (Ozone OAS2923-1)	1	31-5 to 31-297 inclusive
	451 826	A	ACTUATOR - Hydraulic (Ozone OAS2923-3)	2	31-298 and up
	451 825	F	ACTUATOR - Hydraulic (Wiebel 2115-1)	1	31-298 and up
-2	26802-07	B,C	PUMP ASSEMBLY - Hydraulic (1213 HBG, Type 277A) (CW)	2	31-5 to 31-7300902 inclusive, 31-7300907
	26802-08		PUMP ASSEMBLY - Hydraulic (1213 HBG, Type 310) (CW and CCW)	2	31-7300903 to 31-7300906 incl. 31-7300908 and up
	26802-10		PUMP ASSEMBLY - Hydraulic (CW), left	1	31-7300903 to 31-7300906 incl. 31-7300908 and up
	26802-10	H	PUMP ASSEMBLY - Hydraulic (CW), right	1	31-7300903 to 31-7300906 incl. 31-7300908 and up
	26802-11	J	PUMP ASSEMBLY - Hydraulic (CCW), right	1	31-7400990, 31-7512006 and up
-3	462 023		* GASKET - Seal (AN4045-1)	1	
-4	481 127	K	POWERPAK - New (Ozone OAS2930-1)	1	31-5 to 31-299 inclusive
	481 133	K	POWERPAK - New (Ozone OAS2930-3)	1	31-300 to 31-799 inclusive
	757 303	K	POWERPAK - Reconditioned (Ozone OAS2930-3)	1	31-300 to 31-799 inclusive
	481 140	K	POWERPAK - New (Ozone OAS2930-5)	1	31-800 to 31-7300976 inclusive
	757 374	K	POWERPAK - Reconditioned (Ozone OAS2930-5)	1	31-800 to 31-7300976 inclusive
	757 473	G	POWERPAK - New (Wiebel 2135-3)	1	31-5 to 31-7300976 inclusive
	481 166	K	POWERPAK - New (Ozone OAS2930-7)	1	31-7400977 and up
	757 457	K	POWERPAK - Reconditioned (Ozone OAS2930-7)	1	31-7400977 and up
	481 171	G	POWERPAK - New (Wiebel 2135-1)	1	31-7400977 and up
-5	488 509		TEE - Powerpak assembly (AN824-8D)	1	
-6	454 299		CAP ASSEMBLY - Pressure seal (AN929-6)	2	31-5 to 31-299 inclusive
-7	491 052		UNION - Powerpak assembly (AN815-6D)	1	31-5 to 31-299 inclusive
-8	40898-00		TUBE ASSEMBLY - Hydraulic filler	1	31-5 to 31-299 inclusive
-9	40879-07		ARM ASSEMBLY - Powerpak actuating (Ozone)	1	
	763 009		ARM ASSEMBLY - Powerpak actuating (Wiebel)	1	
-10	40812-00		TUBE ASSEMBLY - Hydraulic engine pump pressure	1	
-11	40802-00		TUBE ASSEMBLY - Hydraulic engine pump suction	1	
-12	19790-27		TUBE - Plastic powerpak assembly	1	31-5 to 31-299 inclusive
	46722-00		LINE ASSEMBLY - Hydraulic drain	1	31-800 and up
-13	480 705		ROLL PIN - (59-02B-125-0500)	1	
-14	462 027		GASKET - (AN6290-4)	12	
-15	492 106		VALVE - Hydraulic check (AN6249-4D)	2	31-5 to 31-799 inclusive
	492 106		VALVE - Hydraulic check (AN6249-4D)	1	31-800 and up
-16	488 510		TEE - (AN938-D4)	2	
-17	491 050		UNION - (AN815-4D)	7	
-18	17766-04		HOSE ASSEMBLY - Flexible, hydraulic pressure	1	
-19	17766-90		HOSE ASSEMBLY - Flexible, drain (hydraulic pump)	2	
-20	17766-92		HOSE ASSEMBLY - Flexible, hydraulic	1	
-21	23745-13		HOSE ASSEMBLY - Flexible, fuel and oil, hydraulic pressure	2	
-22	52986-00		TUBE ASSEMBLY - Hydraulic, engine pump suction	1	
-23	40805-00		TUBE ASSEMBLY - Hydraulic, engine pump suction	1	
-24	40806-00		TUBE ASSEMBLY - Hydraulic, engine pump suction	1	
-25	40807-00		TUBE ASSEMBLY - Hydraulic, engine pump suction	1	
-26	40808-00		TUBE ASSEMBLY - Hydraulic, engine pump suction	1	31-5 to 31-7401254 inclusive
	74177-02		TUBE ASSEMBLY - Hydraulic, engine pump suction	1	31-7401255 and up
-27	40809-00		TUBE ASSEMBLY - Hydraulic, engine pump suction	1	
-28	40810-00		TUBE ASSEMBLY - Hydraulic, engine pump suction, (39.50' L.)	1	
-29	40811-00		TUBE ASSEMBLY - Hydraulic, engine pump suction	1	
-30	40815-00		TUBE ASSEMBLY - Hydraulic, engine pump pressure	1	31-5 to 31-799 inclusive
	52991-00		TUBE ASSEMBLY - Hydraulic, engine pump pressure	1	31-800 and up

When ordering, always specify Part Number, Description, and Serial Number of Aircraft

PIPER PARTS CATALOG

Figure and Index Number	Part Number	Code	NOMENCLATURE	No. Req.	SERIAL NUMBERS AFFECTED
110-31	53828-00		TUBE ASSEMBLY - Hydraulic, engine pump pressure	1	
-32	40817-00		TUBE ASSEMBLY - Hydraulic, engine pump pressure	1	
-33	40818-00		TUBE ASSEMBLY - Hydraulic, engine pump pressure	1	
-34	40819-00		TUBE ASSEMBLY - Hydraulic, engine pump pressure	2	
-35	40820-00		TUBE ASSEMBLY - Hydraulic, engine pump pressure	1	31-5 to 31-7401254 inclusive
	74178-02		TUBE ASSEMBLY - Hydraulic, engine pump pressure	1	31-7401255 and up
-36	40822-00		TUBE ASSEMBLY - Hydraulic, engine pump pressure	1	
-37	40823-00		TUBE ASSEMBLY - Hydraulic, engine pump pressure	1	
-38	54750-02		TUBE ASSEMBLY - Hydraulic, engine pump pressure	1	
-39	462 027		GASKET - (AN6290-4)	2	31-5 to 31-7300902 inclusive 31-7300907
-40	40826-00		TUBE ASSEMBLY - Hydraulic, door close	1	
-41	40827-00		TUBE ASSEMBLY - Hydraulic, door close	1	
-42	40833-00		TUBE ASSEMBLY - Hydraulic, door open	1	
-43	40834-00		TUBE ASSEMBLY - Hydraulic, door open	1	
-44	40837-00		TUBE ASSEMBLY - Hydraulic, gear up	1	
-45	40838-00		TUBE ASSEMBLY - Hydraulic, gear up	1	
-46	40844-00		TUBE ASSEMBLY - Hydraulic, gear down	1	
-47	40845-00		TUBE ASSEMBLY - Hydraulic, gear down	1	
-48	40849-02		PLACARD - Fitting identification (HYD -GEAR DOWN)	1	
-49	40849-03		PLACARD - Fitting identification (HYD -GEAR UP)	1	
-50	40849-06		PLACARD - Fitting identification (HYD PRESS)	3	
-51	40849-10		PLACARD - Fitting identification (HYDRAULIC SUCTION)	3	
-52	40850-00		TUBE ASSEMBLY - Hydraulic, hand pump suction	1	
-53	40852-00		TUBE ASSEMBLY - Hydraulic, hand pump suction	1	
-54	40854-00		TUBE ASSEMBLY - Hydraulic, hand pump pressure	1	
-55	40855-00		TUBE ASSEMBLY - Hydraulic, hand pump pressure	1	
-56	484 752		RING - (AN6291-4)	6	
-57	477 676		NUT - (AN6289-D4)	2	
-58	458 910		ELBOW - (AN837-4D) 45 Degrees	5	
-59	458 934		ELBOW - (AN833-4) 90 Degrees	2	
-60	40910-00		ELBOW - 45 Degrees	2	
-61	40919-00		BLOCK - Tube retaining	4	
-62	40920-00		BLOCK - Back-up	2	
-63	40923-03		BLOCK - Hydraulic tube retaining	2	
-64	40923-02		BLOCK - Hydraulic tube retaining	2	
-65	484 459		RESTRICTOR - Valve (1143-A0610)	1	
-66	41061-00		TUBE ASSEMBLY - Hydraulic, gear up	1	
-67	41063-00		TUBE ASSEMBLY - Hydraulic, gear down	1	
-68	39995-04		HOSE ASSEMBLY - Hydraulic suction (565 271)	2	
-69	760 329		VALVE - Check, hand pump pressure line	1	
-70	491 051		UNION - (AN815-5D)	1	
-71	491 053		UNION - (AN815-8D)	3	
-72	458 880		ELBOW - (AN821-4D) 90 Degrees	2	
-73	458 881		ELBOW - (AN821-8D) 90 Degrees	2	
-74	488 320		TEE - (AN824-4D)	1	
-75	458 914		ELBOW - (AN837-8D) 45 Degrees	1	
-76	42254-00	C	ELBOW - Hydraulic pump	2	31-5 to 31-7300902 inclusive. 31-7300907
	458 905		ELBOW - Hydraulic pump (AN833-8D)	2	31-7300903 to 31-7300906 incl. 31-7300908 and up
-77	477 618		NUT - (AN924-4D)	5	
-78	477 621		NUT - (AN924-8D)	1	
-79	477 691		NUT - (AN924-8)	3	
-80	462 029	C	GASKET - (AN6290-6)	2	31-5 to 31-7200902 inclusive. 31-7300907
	462 031		GASKET - (AN6290-8)	2	31-7300903 to 31-7300906 incl. 31-7300908 and up

When ordering, always specify Part Number, Description and Serial Number of Aircraft

PIPER PARTS CATALOG

Figure and Index Number	Part Number	Code	NOMENCLATURE	No. Req.	SERIAL NUMBERS AFFECTED
110-81	491 068		UNION - (AN832-8)	3	
-82	491 060		UNION - (AN832-4D)	1	
-83	458 934		ELBOW - (AN833-4)	2	
-84	477 629		NUT - (AN924-4)	2	
-85	477 713		NUT - (AN6289-4)	4	
-86	458 882		ELBOW - (AN821-6D) 90 Degrees	1	31-5 to 31-799 inclusive
-87	42928-00		TUBE ASSEMBLY - Hydraulic drain	1	31-5 to 31-299 inclusive
	44163-00		TUBE ASSEMBLY - Hydraulic drain	1	31-300 to 31-799 inclusive
	44977-00		TUBE ASSEMBLY - Hydraulic drain	1	31-800 and up
-88	477 726	C	NUT - (AN6289-D6)	2	31-5 to 31-7300902 inclusive. 31-7300907
	477 733		NUT - (AN6289-D8)	2	31-7300903 to 31-7300906 incl., 31-7300908 and up
-89	484 784	C	RING - (AN6291-6)	2	31-260 to 31-7300902 inclusive. 31-7300907
	484 827		RING - (AN6291-8)	2	31-7300903 to 31-7300906 incl., 31-7300908 and up
-90	48030-00		PLACARD - Hydraulic system	1	31-800 and up
-91	454 299		CAP ASSEMBLY - (AN929-6)	1	
-92	454 173		CAP ASSEMBLY - (AN929-4)	1	31-800 and up
-93	44982-00		TUBE ASSEMBLY - Hydraulic pressure	1	31-800 and up
-94	80024-06		LINE ASSEMBLY - Hydraulic pressure	1	31-800 and up
-95	492 106		VALVE - Hydraulic check (AN6249-4D)	1	31-800 and up
-96	488 351		TEE - Hydraulic check valve (AN784D4)	1	31-800 and up
-97	462 027		GASKET - Hydraulic check valve (AN6290-4)	1	31-800 and up
-98	492 191		VALVE - Suction, fill (7-1470-3)	1	31-800 and up
-99	492 190		VALVE - Pressure port (2C5836)	1	31-800 and up
-100	407 568		WASHER - (AN960-716)	1	31-800 and up
-101	44983-00		BRACKET ASSEMBLY - Hydraulic valve support	1	31-800 and up
-102	491 050	C	UNION - (AN815-4D)	2	31-5 to 31-7300902 inclusive. 31-7300907
	476 648		UNION - (AN816-4D)	2	31-7300903 to 31-7300906 incl., 31-7300908 to 31-8112034 incl.
	458 891		ELBOW - (AN823-4D)	2	31-8112035 and up
-103	491 050	C	UNION - (AN815-4D)	2	31-5 to 31-7300902 inclusive 31-7300907
	484 283		REDUCER - (AN919-10D)	2	31-7300903 to 31-7300906 incl., 31-7300908 and up
-104	462 027	C	GASKET - (AN6290-4)	2	31-5 to 31-7300902 inclusive. 31-7300907
	462 031		GASKET - (AN6290-8)	2	31-7300903 to 31-7300906 incl., 31-7300908 and up
-105	460 635		FILTER ASSEMBLY - Oil (AN6234-1)	2	
-106	751 759		* ELEMENT - Filter (AN6235-1A)	1	
-107	484 701		* * PACKING - "O" Ring (AN6227-7)	1	
-108	756 164		* SPRING - (572 755)	1	
-109	752 604	D	* "O" RING - (MS28778-16)	1	
	751 869	E	* "O" RING - (AN6227-B22)	1	
-110	55319-02		LINE ASSEMBLY - Hydraulic, engine pump pressure. (12.69" L)	1	
-111	55320-02		LINE ASSEMBLY - Hydraulic, engine pump pressure. (12.22" L)	1	

When ordering always specify Part Number, Description and Serial Number of Aircraft

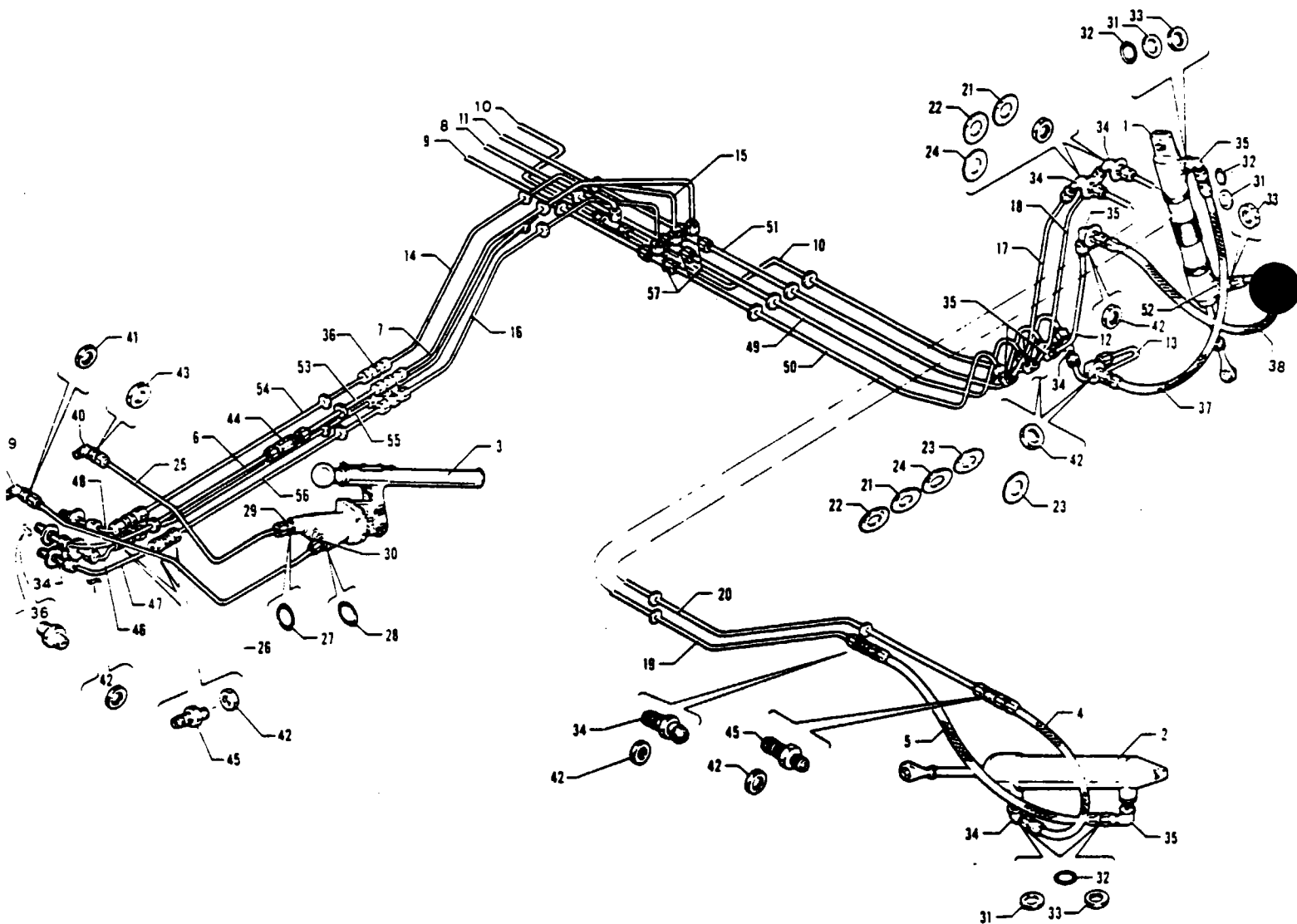


Figure 111. Aft Hydraulic System Installation

PIPER PARTS CATALOG

CODE EXPLANATIONS FOR FIGURE 111

- A - See Figure 112 for component parts.
- B - See Figure 112A for component parts.

PIPER PARTS CATALOG

Figure and Index Number	Part Number	Code	NOMENCLATURE	No. Req.	SERIAL NUMBERS AFFECTED
111-	40800		DRAWING - Hydraulic System Installation		
-1	455 940	A	CYLINDER - Lock (Ozone OAS2924-1)	2	31-5 to 31-135 inclusive
	455 946	A	CYLINDER - Lock (Ozone OAS2924-3)	2	31-136 and up
	455 961	B	CYLINDER - Lock (Wiebel 2114-1)	2	31-136 and up
-2	451 846	A	ACTUATOR - Hydraulic (Ozone OAS2923-1)	2	31-5 to 31-297 inclusive
	451 826	A	ACTUATOR - Hydraulic (Ozone OAS2923-3)	2	31-298 and up
	451 825	B	ACTUATOR - Hydraulic (Wiebel 2115-1)	2	31-298 and up
-3	481 717	A	PUMP - Hand (Ozone OAS2950-9)	1	
	481 771	B	PUMP - Hand (Wiebel 2112-1)	1	
-4	17766-27		HOSE ASSEMBLY - Flexible, hydraulic	2	
-5	17766-91		HOSE ASSEMBLY - Flexible, hydraulic	2	
-6	40828-00		TUBE ASSEMBLY - Hydraulic, door close	1	
-7	40829-00		TUBE ASSEMBLY - Hydraulic, door close (33 25" L)	1	31-5 to 31-807 inclusive
	52854-00		TUBE ASSEMBLY - Hydraulic, door close (19 91" L)	1	31-808 and up
-8	40830-02		TUBE ASSEMBLY - Hydraulic, gear down, right	1	
-9	40830-03		TUBE ASSEMBLY - Hydraulic, gear up, right	1	
-10	42204-00		TUBE ASSEMBLY - Hydraulic, door open, left	1	
	42204-01		TUBE ASSEMBLY - Hydraulic, door open, right	1	
-11	40830-05		TUBE ASSEMBLY - Hydraulic, door close, right	1	
-12	40832-00		TUBE ASSEMBLY - Hydraulic, door close	2	
-13	40836-00		TUBE ASSEMBLY - Hydraulic, door open, left	1	
	40836-01		TUBE ASSEMBLY - Hydraulic, door open, right	1	
-14	42105-00		TUBE ASSEMBLY - Hydraulic, door open (36 25" L)	1	31-5 to 31-807 inclusive
	52855-00		TUBE ASSEMBLY - Hydraulic, door open (20 15" L)	1	31-808 and up
-15	40839-04		TUBE ASSEMBLY - Hydraulic, gear down (33 75" L)	1	31-5 to 31-807 inclusive
	52857-00		TUBE ASSEMBLY - Hydraulic, gear down (19 35" L)	1	31-808 and up
-16	40839-06		TUBE ASSEMBLY - Hydraulic, gear up (32 50" L)	1	31-5 to 31-807 inclusive
	52858-00		TUBE ASSEMBLY - Hydraulic, gear up (18 15" L)	1	31-808 and up
-17	40840-03		TUBE ASSEMBLY - Hydraulic, gear up	2	31-5 to 31-142 inclusive
	17766-02		HOSE ASSEMBLY - Hydraulic, gear up	2	31-143 and up
-18	40840-04		TUBE ASSEMBLY - Hydraulic, gear down	3	31-5 to 31-142 inclusive
	17766-02		HOSE ASSEMBLY - Hydraulic, gear down	2	31-143 and up
-19	40841-00		TUBE ASSEMBLY - Hydraulic, gear up, left	1	
	40841-01		TUBE ASSEMBLY - Hydraulic, gear up, right	1	
-20	40848-00		TUBE ASSEMBLY - Hydraulic, gear down, left	1	
	40848-01		TUBE ASSEMBLY - Hydraulic, gear down, right	1	
-21	40849-02		PLACARD - Fitting identification (HYD -GEAR DOWN)	4	
-22	40849-03		PLACARD - Fitting identification (HYD -GEAR UP)	4	
-23	40849-04		PLACARD - Fitting identification (HYD -DOOR OPEN)	4	
-24	40849-05		PLACARD - Fitting identification (HYD -DOOR CLOSE)	4	
-25	52960-00		TUBE ASSEMBLY - Hydraulic, hand pump suction	1	
-26	52965-00		TUBE ASSEMBLY - Hydraulic, hand pump pressure	1	
-27	462 028		GASKET - (AN6290-5)	1	
-28	462 026		GASKET - (AN6290-3)	1	
-29	491 051		UNION - (AN815-5D)	1	
-30	491 049		UNION - (AN815-3D)	1	
-31	484 752		RING - (AN6291-4)	7	
-32	462 027		GASKET - (AN6290-4)	8	
-33	477 676		NUT - (AN6289-D4)	7	
-34	458 910		ELBOW - (AN837-4D) 45 Degrees	10	
-35	458 900		ELBOW - (AN833-4D) 90 Degrees	14	
-36	491 050		UNION - (AN815-4D)	9	
-37	17766-02		HOSE ASSEMBLY - Hydraulic pressure	2	
-38	17766-02		HOSE ASSEMBLY - Hydraulic pressure	2	31-5 to 31-135 inclusive
	17766-04		HOSE ASSEMBLY - Hydraulic pressure	2	31-136 and up

When ordering, always specify Part Number, Description and Serial Number of Aircraft

PIPER PARTS CATALOG

Figure and Index Number	Part Number	Code	NOMENCLATURE	No. Req.	SERIAL NUMBERS AFFECTED
111-39	458 899		ELBOW - (AN833-3D) 90 Degrees	1	
-40	458 878		ELBOW - (AN833-5D) 90 Degrees	1	
-41	477 617		NUT - (AN924-3D)	1	
-42	477 618		NUT - (AN924-4D)	23	
-43	477 623		NUT - (AN924-5D)	1	
-44	491 050		UNION - (AN815-4D)	1	
-45	491 060		UNION - (AN832-4D)	5	
-46	42102-00		TUBE ASSEMBLY - Hydraulic, gear down	1	
-47	42103-00		TUBE ASSEMBLY - Hydraulic, gear up	1	
-48	42104-00		TUBE ASSEMBLY - Hydraulic, door open	1	
-49	40830-09		TUBE ASSEMBLY - Hydraulic, gear down, left	1	
-50	40830-07		TUBE ASSEMBLY - Hydraulic, gear up, left	1	
-51	40830-08		TUBE ASSEMBLY - Hydraulic, door close, left	1	
-52	491 050		UNION - (AN815-4D)	1	31-5 to 31-135 inclusive
	458 910		ELBOW - (AN837-4D) 45 Degrees	1	31-136 and up
-53	80024-15		TUBE ASSEMBLY - Hydraulic, door close (12" L)	1	31-808 and up
-54	80024-17		TUBE ASSEMBLY - Hydraulic, door open (14 75" L)	1	31-808 and up
-55	80024-18		TUBE ASSEMBLY - Hydraulic, gear down (13" L)	1	31-808 and up
-56	80024-19		TUBE ASSEMBLY - Hydraulic, gear up (13" L)	1	31-808 and up
-57	488 320		TEE - (AN824-4D)	4	

When ordering, always specify Part Number, Description and Serial Number of Aircraft

PIPER PARTS CATALOG

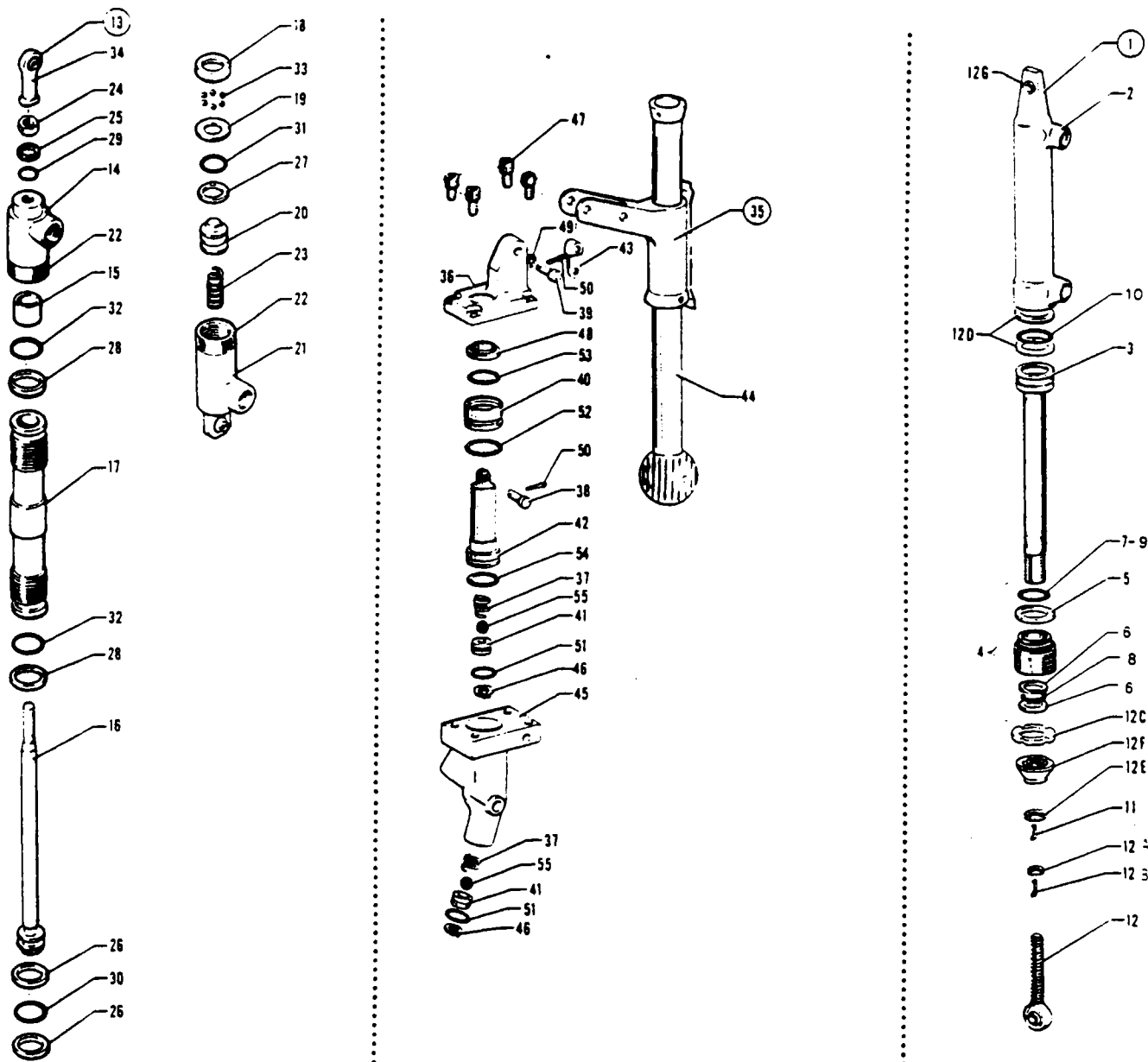


Figure 112 Hydraulic System Components (Ozone)

PIPER PARTS CATALOG

CODE EXPLANATIONS FOR FIGURE 112

- A - Used on Hydraulic Actuator OAS-2923-1 only.
- B - Used on Hydraulic Actuator OAS-2923-3 only.
- C - Used on Hydraulic Actuator OAS-2923-3. Also used on Hydraulic Actuator OAS-2923-1 if gland, which incorporates two (2) back-up rings, has been installed.
- D - Used on Hydraulic Actuator OAS-2923-1 only if gland incorporates one (1) back-up ring.

PIPER PARTS CATALOG

Figure and Index Number	Part Number	Code	NOMENCLATURE	No. Req.	SERIAL NUMBERS AFFECTED
112-1	451 846		ACTUATOR - Hydraulic (Ozone OAS2923-1)	3	31-5 to 31-297 inclusive
	451 826		ACTUATOR - Hydraulic (Ozone OAS2923-3)	3	31-298 and up
-2	753 964	A	* CYLINDER ASSEMBLY - (292301-1)	1	
	757 864	B	* CYLINDER ASSEMBLY - (292310-1)	1	
-3	757 221	A	* PISTON - (292302-1)	1	
	757 319	B	* PISTON - (292308-1)	1	
-4	760 389		* KIT - Actuator gland	1	
-5	756 020	C	* * RING - Glyd (S-12547-026)	1	
-6	756 022	C	* * RING - Back-up (MS28774-114)	2	
-7	757 320	C	* * PACKING - (MS28775-025)	1	
-8	757 223		* * PACKING - (MS28775-114)	1	
-9	757 222	D	* PACKING - (MS28775-026)	1	
-10	757 224		* PACKING - (MS28775-216)	1	
-11	754 550		* LOCK - (NAS559-1)	1	
-12	762 554		* ROD END - (MXK-46-16A)	1	
-12a	752 526		* NUT - (NAS509-6)	1	
-12b	752 365		* LOCK - (NAS559-2)	1	
-12c	752 358		* LOCK NUT - (292304-1)	1	
-12d	756 021		* RING - Back-up (MS28774-216)	2	
-12e	752 359		* LOCK NUT - (292305-1)	1	
-12f	756 263		* STOP - (292306-1)	1	
-12g	453 845		* BUSHING - (NAS77-5-15)	2	
-13	455 940		CYLINDER - Lock (Ozone OAS2924-1)	2	31-5 to 31-135 inclusive
	455 946		CYLINDER - Lock (Ozone OAS2924-3)	2	31-136 and up
-14	753 965		* CAP - End (292401-101)	1	
-15	756 264		* SPACER - (292402-101)	1	31-5 to 31-135 inclusive
-16	757 225		* PISTON - (294903-105)	1	
-17	753 444		* BARREL - (294902-101)	1	
-18	755 957		* RACE - (294904-101)	1	
-19	753 216		* WASHER - (294905-101)	1	
-20	757 226		* PLUNGER - (294906-101)	1	
-21	753 966		* CLEVIS ASSEMBLY - End (294908-041)	1	
-22	752 508		* NUT - (294909-101)	2	
-23	756 265		* SPRING - (294715-1)	1	
-24	754 551		* DYNALOCK - (AB0428-SCN3)	1	
-25	755 902		* RING BACK-UP - (MS28774-011)	1	
-26	755 958		* RING BACK-UP - (MS28774-111)	2	
-27	755 959		* RING BACK-UP - (MS28774-112)	1	
-28	755 960		* RING BACK-UP - (MS28774-18)	2	
-29	755 941		* PACKING - (MS28775-011)	1	
-30	757 227		* PACKING - (MS28775-111)	1	
-31	757 228		* PACKING - (MS28775-112)	1	
-32	757 229		* PACKING - (MS28775-018)	2	
-33	753 445		* BALL - (MS150453)	6	
-34	755 961		* ROD END - (F34-14)	1	
-35	481 717		PUMP - Hand (Ozone OAS2950-9)	1	
-36	753 446		* BRACKET ASSEMBLY - (295002-1)	1	
-37	756 266		* SPRING - (294018-1)	2	
-38	757 230		* PIN - (294025-1)	2	
-39	757 231		* PIN - (294025-3)	1	
-40	751 892		* GLAND - Packing (294050-1)	1	
-41	756 267		* SEAT - (294051-1)	2	
-42	757 232		* PLUNGER - (294053-1)	1	

When ordering, always specify Part Number, Description and Serial Number of Aircraft

PIPER PARTS CATALOG

Figure and Index Number	Part Number	Code	NOMENCLATURE	No. Req.	SERIAL NUMBERS AFFECTED
112-43	752 360		LINK - (294055-1)	1	
-44	755 277		HANDLE AND LEVER ASSEMBLY - Hand pump	1	
-45	758 166		BODY - Hand pump (295001-1)	1	
-46	755 962		RETAINER - (5000-43H)	2	
-47	756 271		SCREW - (NAS608C4H8)	4	
-48	756 269		SCRAPER - (MS28776-3)	1	
-49	753 217		WASHER - (294079-1)	3	
-50	757 237		COTTER PIN - (MS24665-148)	3	
-51	755 941		PACKING - (MS28775-011)	2	
-52	757 233		PACKING - (MS28775-021)	1	
-53	757 223		PACKING - (MS28775-114)	1	
-54	757 234		PACKING - (MS28775-115)	1	
-56	753 484		BALL - (MS150457)	2	

When ordering, always specify Part Number, Description and Serial Number of Aircraft

PIPER PARTS CATALOG

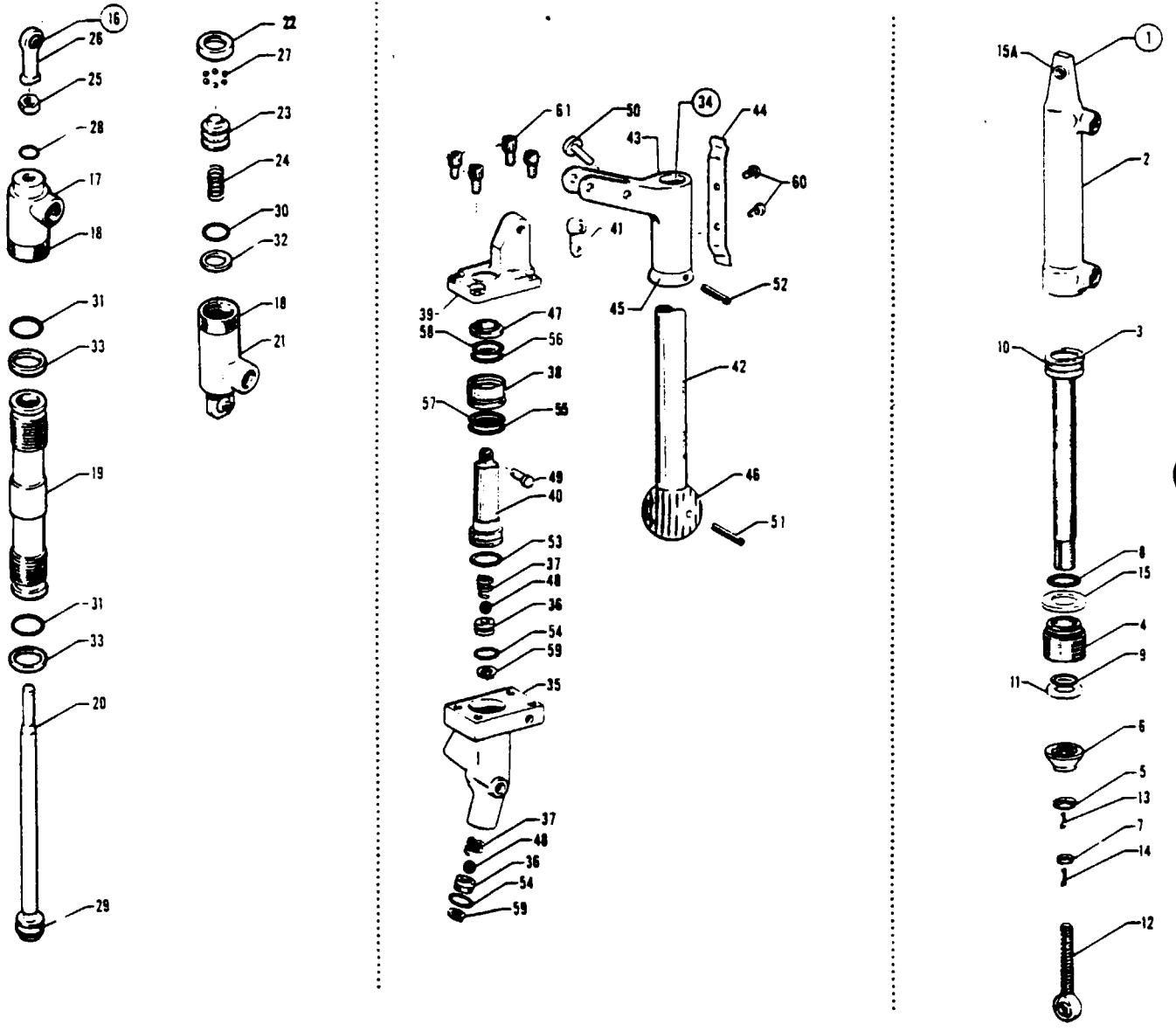


Figure 112A Hydraulic System Components (Wiebel)

PIPER PARTS CATALOG

CODE EXPLANATIONS FOR FIGURE 112A

ADDED: JANUARY 1977

3F15

PA-31-300
PA-31-310
PA-31-325

PIPER PARTS CATALOG

Figure and Index Number	Part Number	Code	Nomenclature	No. Req.	Serial Numbers Affected
112A-1	451 825		ACTUATOR - Hydraulic (Wiebel 2115-1)	3	
-2	763 211		* CYLINDER ASSEMBLY - (2115001-1)	1	
-3	757 499		* PISTON - (2115002-1)	1	
-4	763 208		* CAP- End (2115003-1)	1	
-5	752 568		* NUT - (2115005-1)	1	
-6	762 313		* STOP- (2115006-1)	1	
-7	404 528		* NUT - (MS21042-6)	1	
-8	752 588		* O-RING - (MS28775-124)	1	
-9	762 548		* RING - Seal (7114FS-160-T)	1	
-10	762 549		* RING - Seal (7216MS-160-T)	1	
-11	762 285		* SCRAPER - (S-11065-3)	1	
-12	762 554		* ROD END - (MXK-46-16A)	1	
-13	754 550		* LOCK-(NAS559-1)	1	
-14	761 115		* KEY - (2115004-1)	1	
-15	762 541		* RETAINER - Back-up (MS28774-124)	1	
-15a	453 845		* BUSHING - (NAS77-5-15)	2	
-16	455 961		CYLINDER - Lock (Wiebel 2114-1)	2	
-17	763 209		* CAP - End (2114001-1)	1	
-18	752 569		* NUT- (2114002-1)	2	
-19	758 377		* BARREL - (2114003-1)	1	
-20	757 500		* PISTON - (2114004-1)	1	
-21	754 854		* FITTING ASSEMBLY - (2114005-1)	1	
-22	762 535		* RACE - (2114006-1)	1	
-23	763 404		* PLUNGER - (2114007-1)	1	
-24	762 308		* SPRING - (2114008-1)	1	
-25	752 570		* NUT - (10081 ESLOK)	1	
-26	755 961		* ROD END - (F34-14)	1	
-27	753 445		* BALL - (MS150453)	6	
-28	762 550		* RING - Seal (7011FS-160-T)	1	
-29	762 551		* RING - Seal (7111MS-160-T)	1	
-30	757 266		* O RING - (MS28775-015)	1	
-31	757 229		* O RING - (MS28775-018)	2	
-32	762 539		* RETAINER - Back-up (MS28774-015)	1	
-33	755 960		* RETAINER - Back-up (MS28774-018)	2	
-34	481 771		PUMP- Hand (Wiebel 2112-1)	1	
-35	758 385		* BODY ASSEMBLY - Hand pump (2112001-1)	1	
-36	762 316		* SEAT- (2112002-1)	2	
-37	762 302		* SPRING - (2112003-1)	2	
-38	755 055		* GLAND - (2112004-1)	1	
-39	758 386		* BRACKET ASSEMBLY - (2112005-1)	1	
-40	763 405		* PLUNGER - (2112006-1)	1	
-41	761 205		* LINK- (2112007-1)	1	
-42	755 276		* HANDLE - (2112008-1)	1	
-43	761 204		* LEVER ASSEMBLY - (2112009-1)	1	
-44	762 309		* SPRING - (2112010-1)	1	
-45	762 314		* STOP- (2112011-1)	1	
-46	755 096		* GRIP - (2112012-1)	1	
-47	762 285		* SCRAPER - (S-11065-3)	1	
-48	753 484		* BALL - (MS150457)	2	
-49	757 496		* PIN - Quick click (3/16 x .437)	1	
-50	757 497		* PIN - Quick click (3/16 x .750)	2	
-51	757 236		* PIN - Spring (MS171537)	1	
-52	757 494		* PIN - Spring (MS171532)	1	
-53	762 552		* RING - Seal (7115MS-160-T)	1	
-54	755 941		* O RING - (MS28775-011)	2	
-55	757 233		* O RING - (MS28775-021)	1	
-56	757 223		* O RING - (MS28775-114)	1	

When ordering, always specify Part Number, Description, and Serial Number of Aircraft

Revised: February 18, 1994

PIPER PARTS CATALOG

Figure and Index Number	Part Number	Code	NOMENCLATURE	No. Req.	SERIAL NUMBERS AFFECTED
112A-57	762 540		RETAINER - Back-up (MS28774-021)	1	
-58	762 542		RETAINER - Back-up (MS28774-114)	1	
-59	755 962		RETAINER - Snap ring (5000-43H)	2	
-60	762 292		SCREW - Drive (AN535-4-3)	2	
-61	762 291		SCREW - (NAS1351C4-10)	4	

When ordering, always specify Part Number, Description and Serial Number of Aircraft

PIPER PARTS CATALOG

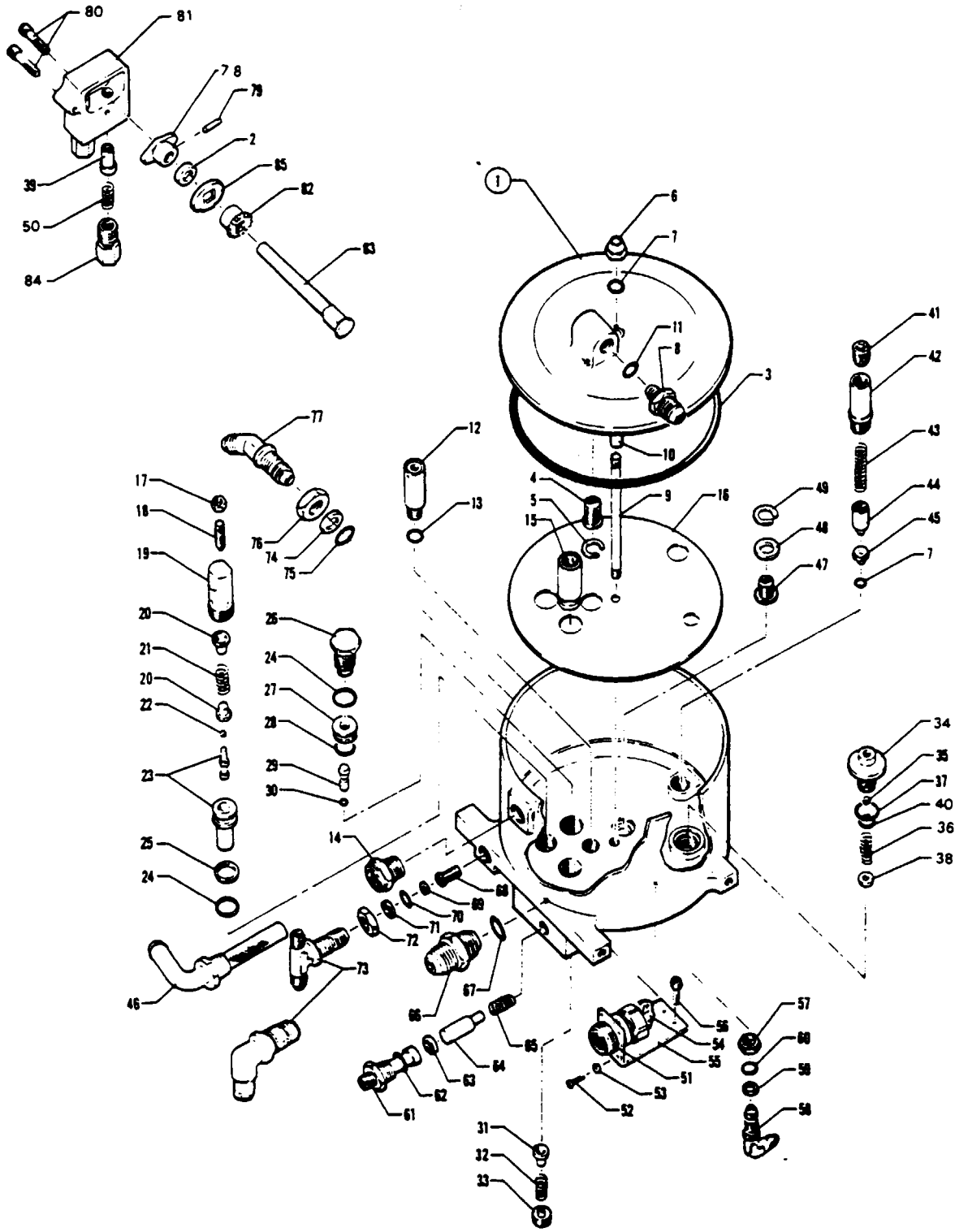


Figure 113 Hydraulic Powerpak Assembly (Ozone)

PIPER PARTS CATALOG

CODE EXPLANATIONS FOR FIGURE 113

- A - See Figure 113A for balance of powerpak components.
- B - Used on Powerpak Assembly No. OAS2930-3, OAS2930-5 and OAS2930-7 only.
- C - Used on Powerpak Assembly No. OAS2930-1, OAS2930-5 and OAS2930-7 only.
- D - Used on Powerpak Assembly No. OAS2930-1 only.
- E - Used on Powerpak Assembly No. OAS2930-1 with Ozone serial numbers 101 to 169 inclusive.
- F - Used on Powerpak Assembly No. OAS2930-1 with Ozone serial numbers 170 and up, Powerpak No. OAS2930-3 with Ozone serial numbers 101 and up, Powerpak Assembly No. OAS2930-5 and Powerpak Assembly No. OAS2930-7.
- G - Used on Powerpak Assembly No. OAS2930-3 only.

PIPER PARTS CATALOG

Figure and Index Number	Part Number	Code	NOMENCLATURE	No. Req.	SERIAL NUMBERS AFFECTED
113-1	481 127	A	POWERPAK ASSEMBLY - New (Ozone OAS2930-1)	1	31-5 to 31-299 inclusive
	481 133	A	POWERPAK ASSEMBLY - New (Ozone OAS2930-3)	1	31-300 to 31-799 inclusive
	757 303	A	POWERPAK ASSEMBLY - Reconditioned (Ozone OAS2930-3)	1	31-300 to 31-799 inclusive
	481 140	A	POWERPAK ASSEMBLY - New (Ozone OAS2930-5)	1	31-800 to 31-7300976 incl
	757 374	A	POWERPAK ASSEMBLY - Reconditioned (Ozone OAS2930-5)	1	31-800 to 31-7300976 incl
	481 166	A	POWERPAK ASSEMBLY - New (Ozone OAS2930-7)	1	31-7400977 and up
	757 457	A	POWERPAK ASSEMBLY - Reconditioned (Ozone OAS2930-7)	1	31-7400977 and up
-2	757 533		* SPACER - (294068-1)	1	
-3	757 262		* PACKING - (MS28775-257)	1	
-4	751 822		* FILTER - (294061-3)	1	
-5	755 980		* RING - Snap (5000-50H)	1	
-6	752 519		* NUT - (294081-1)	1	
-7	757 263		* PACKING - (MS28775-010)	2	
-8	484 353		* REDUCER - (AN919-6D)	1	31-5 to 31-299 inclusive
	491 052		* UNION - (AN815-6D)	1	31-300 to 31-799 inclusive
	484 353		* REDUCER - (AN919-6D)	1	31-800 and up
-9	755 981		* ROD - (294046-1)	1	
-10	757 502		* SPACER - (294044-1)	1	
-11	462 029		* PACKING - (AN6290-6)	1	
-12	756 511		* VALVE - Vent (OAS2925-1)	1	
-13	757 265		* PACKING - (MS28778-3)	1	
-14	751 900	C	* GAUGE - Oil (4040)	1	
-15	751 823		* FILTER ASSEMBLY - (293008-1)	1	
-16	753 479		* BAFFLE - (294042)	1	
-17	752 520		* NUT - (NAS509-5)	1	
-18	757 503		* SCREW - (294032-1)	1	
-19	755 982		* RETAINER - (294033-1)	1	
-20	753 480		* BUTTON - (294034-1)	2	
-21	757 504		* SPRING - (29435-1)	1	
-22	753 481		* BALL - (MS150455)	1	
-23	757 505		* SEAT AND POPPET - (294007-1)	1	
-24	757 266		* PACKING - (MS28775-015)	2	
-25	753 482		* BACK-UP - (MS28774-15)	1	
-26	755 983		* RETAINER ASSEMBLY - (294036-1)	1	
-27	757 506		* SEAT - (294037-1)	1	
-28	757 267		* PACKING - (MS28775-014)	1	
-29	757 285		* POPPET - (294038-1)	1	
-30	757 268		* PACKING - (MS28775-008)	1	
-31	753 483		* BUTTON - (294039-1)	1	
-32	757 507		* SPRING - (294090-1)	1	
-33	755 984		* RETAINER - (294064-1)	1	
-34	755 985		* RETAINER - (294020-1)	1	
-35	753 484		* BALL - (MS150457)	1	
-36	756 266		* SPRING - (294018-1)	1	
-37	757 269		* PACKING - (MS28775-018)	1	
-38	757 509		* SPACER - (294019-1)	1	
-39	757 292	E	* PLUNGER ASSEMBLY - (294006-1)	2	
	757 328	F	* PLUNGER ASSEMBLY - (293012-1)	2	
-40	757 270		* PACKING - (MS28775-012)	1	
-41	755 986		* RETAINER ASSEMBLY - (294030-1)	1	
-42	753 485		* BODY - (294045-1)	1	
-43	757 524		* SPRING - (294087-1)	1	
-44	757 286		* POPPET - (294091-1)	1	
-45	757 512		* SEAT - (294092-1)	1	

When ordering, always specify Part Number, Description and Serial Number of Aircraft

PIPER PARTS CATALOG

Figure and Index Number	Part Number	Code	NOMENCLATURE	No. Req.	SERIAL NUMBERS AFFECTED
113-46	754 809	G	FILTER ASSEMBLY - (293014-1)	1	
-47	751 824	D	FILTER ASSEMBLY - (294061-1)	1	
	754 810	B	FILTER ASSEMBLY - (293023-1)	1	
-48	757 513	B	SPACER - (294062-1)	1	
-49	757 514		SNAP RING - (CR-62)	1	
-50	757 510	E	SPRING - (294017-1)	2	
	757 594	F	SPRING - (293013-1)	2	
-51	753 999		CONNECTOR - (MS3100A14S-2P)	1	
-52	757 517		SCREW - (NAS609-448-4)	4	
-53	407 101		WASHER - (AN935-4)	4	
-54	757 801		CLAMP - (MS3057-6A)	1	
-55	757 289		PLATE - Mounting (294074-1)	1	
-56	757 518		SCREW - (NAS608C3H6)	2	
-57	752 524		NUT - (AN6289D3)	1	
-58	458 899		ELBOW - (AN833-3D)	1	
-59	753 490		BACK-UP - (MS28777-3)	1	
-60	757 265		PACKING - (MS28778-3)	1	
-61	754 801		FITTING - (294066-1)	1	
-62	755 940		PACKING - (MS28778-6)	1	
-63	755 941		PACKING - (MS28775-011)	1	
-54	757 290		PLUNGER - (294065-1)	1	
-65	757 526		SPRING - (294072-1)	1	
-66	491 053		UNION - (AN815-8D)	1	
-67	757 275		PACKING - (MS28778-8)	1	
-68	754 800	D	FILTER ASSEMBLY - (294061-5)	1	
-69	755 980	D	RING - Snap (5000-50H)	1	
-70	755 940		PACKING - (MS28778-6)	1	
-71	753 486		BACK-UP - (MS28777-6)	1	
-72	752 521		NUT - (AN6289-D6)	1	
-73	488 471	D	TEE - (AN834-6D)	1	
	458 901	B	ELBOW - (AN833-6D)	1	
-74	757 283		PACKING - (MS28777-5)	1	
-75	757 284		PACKING - (MS28778-5)	1	
-76	752 525		NUT - (AN6289D5)	1	
-77	458 911		ELBOW - (AN837-5D)	1	
-78	757 803		CAM - (294009-1)	1	
-79	757 291		PIN - Spring (MS171528)	1	
-80	757 528		SCREW - (NAS-608C4H16)	2	
-81	751 985	E	HOUSING - (295204-1)	1	
	752 013	F	HOUSING - (293010-1)	1	
-82	751 902		GEAR - (294063-1)	1	
-83	757 532		SHAFT - (294043-1)	1	
-84	757 293	E	PLUG ASSEMBLY - (294008-1)	2	
	757 327	F	PLUG ASSEMBLY - (293011-1)	2	
-85	757 804		CAM - (295203-1)	1	

When ordering, always specify Part Number, Description and Serial Number of Aircraft

PIPER PARTS CATALOG

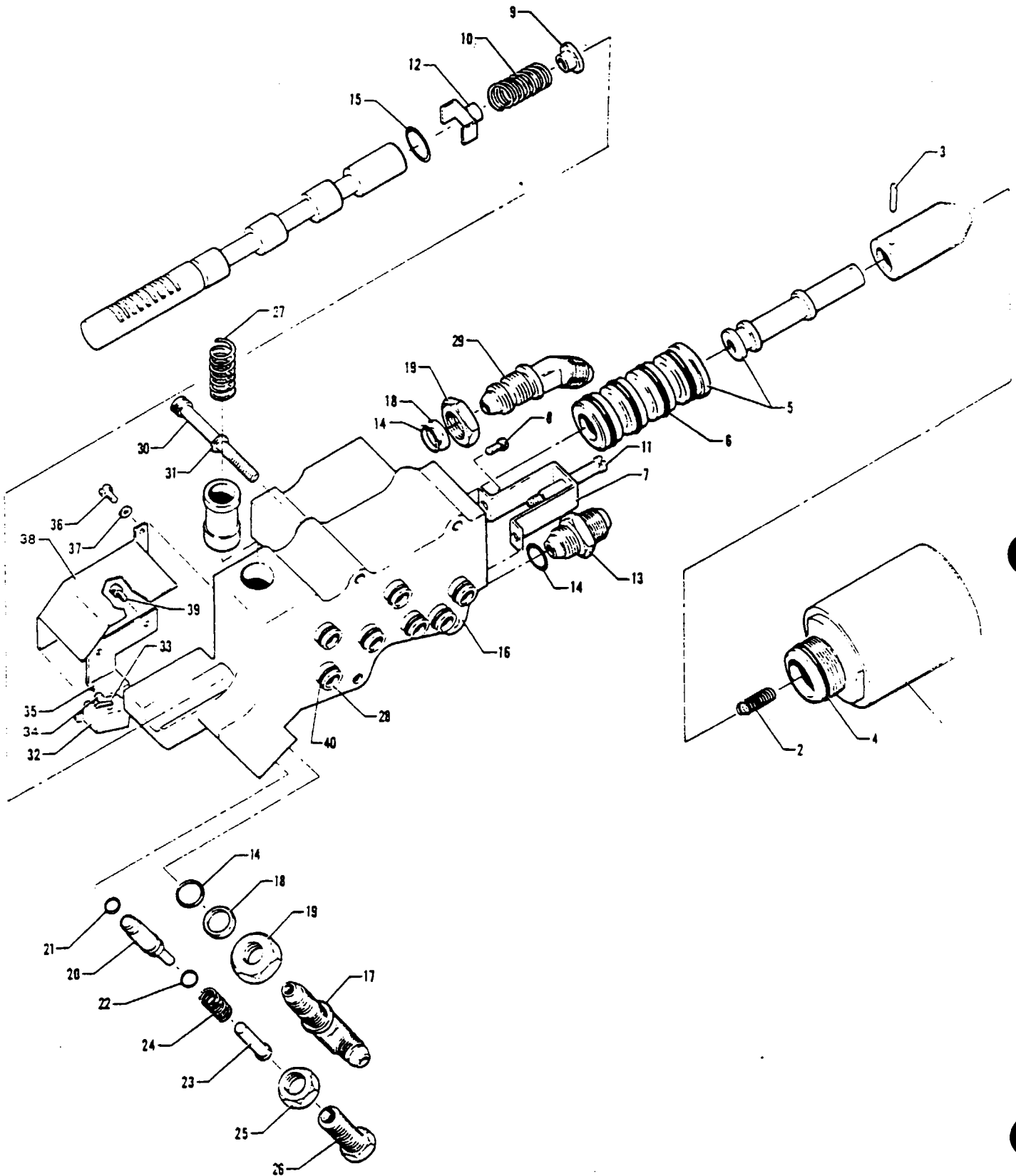


Figure 113A. Hydraulic Powerpak Assembly Components (Ozone)

PIPER PARTS CATALOG

CODE EXPLANATIONS FOR FIGURE 113A

- A - Used on Powerpak Assembly No. OAS2930-1 with Ozone serial numbers 101 to 169 inclusive.
- B - Used on Powerpak Assembly No. OAS2930-1 with Ozone serial numbers 170 and up, Powerpak Assembly No. OAS2930-3 with Ozone serial numbers 101 and up, Powerpak Assembly No. OAS2930-5 and Powerpak Assembly No. OAS2930-7.

PIPER PARTS CATALOG

Figure and Index Number	Part Number	Code	NOMENCLATURE	No. Req.	SERIAL NUMBERS AFFECTED
113A-1	757 515		SOLENOID - (294013-3)	1	
-2	757 516		SPRING - (294014-1)	1	
-3	757 288		PIN - (294015-1)	1	
-4	757 229		PACKING - (MS28775-018)	1	
-5	757 519		SLEEVE AND SPOOL - (294016-3)	1	
-6	757 269		PACKING - (MS28775-016)	4	
-7	753 487	A	BRACKET - (293001-1)	1	
-8	757 520	A	SCREW - (AN500AD6-5)	2	
-9	753 488	A	BUSHING - (293002-1)	1	
-10	757 521	A	SPRING - (293005-1)	1	
-11	757 522	A	SCREW ASSEMBLY - (293004-1)	1	
-12	757 523	A	STOP - (293003-1)	1	
-13	491 050		UNION - (AN815-4D)	2	
-14	757 276		PACKING - (MS28778-4)	4	
-15	757 277		PACKING - (MS28775-013)	1	
-16	753 736	A	MANIFOLD ASSEMBLY - (293006-1)	1	
	753 790	B	MANIFOLD ASSEMBLY - (294002-3)	1	
-17	458 900		ELBOW - (AN833-4D)	1	
-18	484 752		BACK-UP - (AN6291-4)	2	
-19	477 676		NUT - (AN6289D4)	2	
-20	757 287		POPPET ASSEMBLY - (294028-1)	1	
-21	757 268		PACKING - (MS28775-006)	1	
-22	757 279		PACKING - (MS28775-008)	1	
-23	751 901		GUIDE - (294088-1)	1	
-24	757 524		SPRING - (294087-1)	1	
-25	752 523		NUT - (NAS509-7)	1	
-26	755 988		RETAINER - (294089-1)	1	
-27	757 510		SPRING - (294017-1)	1	
-28	756 323		TUBE - Transfer (294076-1)	7	
-29	458 910		ELBOW - (AN837-4D)	1	
-30	757 527		SCREW - (NAS608C3H24)	4	
-31	756 610		WASHER - (NAS620C10)	4	
-32	757 529		SWITCH ASSEMBLY - (294070-3)	1	
-33	757 530		STRAP - Mounting (80-160028)	1	
-34	751 281		ACTUATOR - (294071-1)	1	
-35	753 491		BRACKET - (294069-1)	1	
-36	756 270		SCREW - (AN500AD6-3)	2	
-37	753 218		WASHER - (MS122028)	2	
-38	757 802		COVER - (294082-1)	1	
-39	757 537		SCREW - (NAS608C3H6)	2	
-40	755 941		PACKING - (MS28775-011)	15	

When ordering, always specify Part Number, Description and Serial Number of Aircraft

PIPER PARTS CATALOG

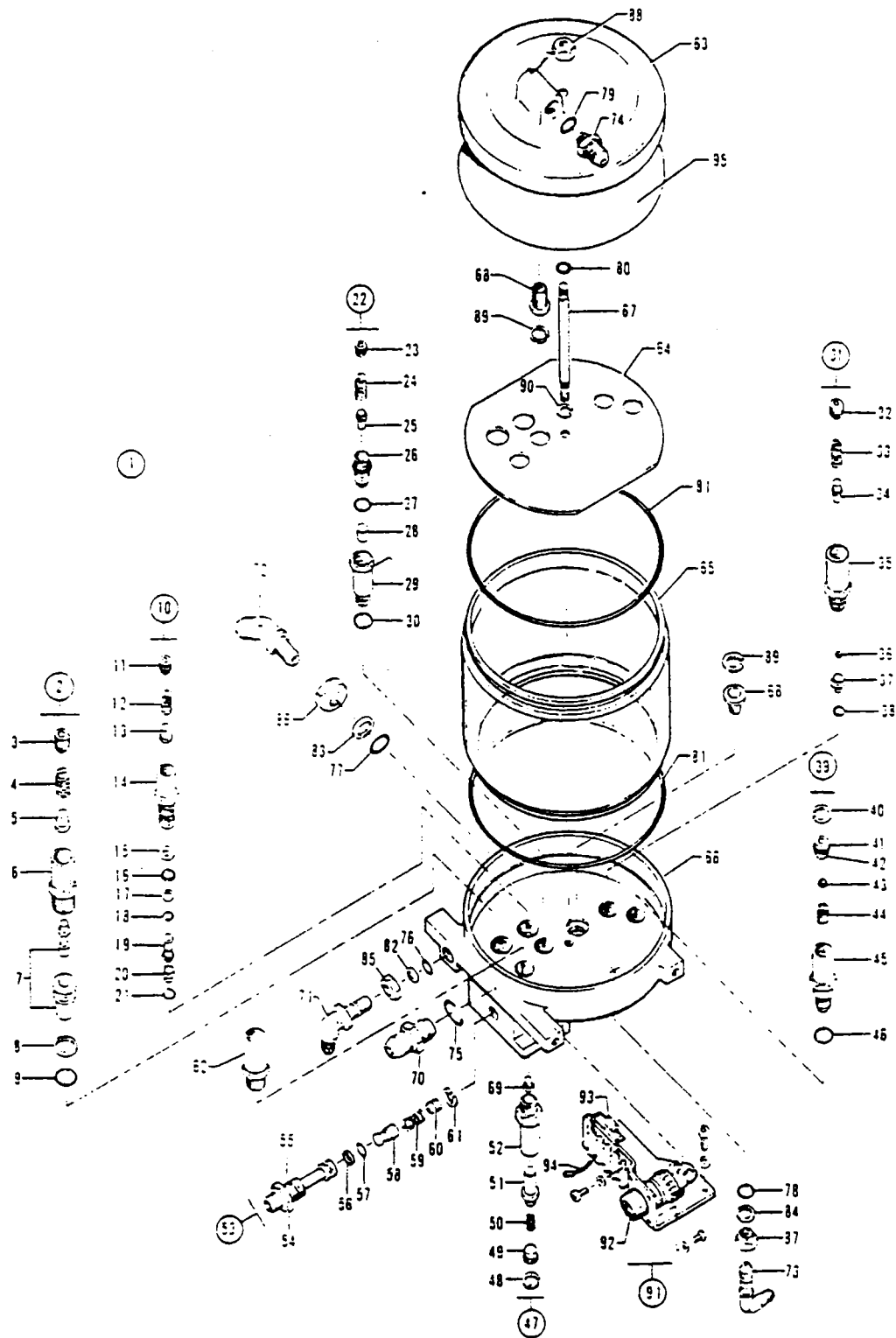


Figure 114 Hydraulic Powerpak Assembly (Wiebel)

ADDED: JANUARY 1977

PIPER PARTS CATALOG

CODE EXPLANATIONS FOR FIGURE 114

A - See Figure 114A for balance of powerpak components

PIPER PARTS CATALOG

Figure and Index Number	Part Number	Code	NOMENCLATURE	No. Req.	SERIAL NUMBERS AFFECTED
114-1	757 473	A	POWERPAK ASSEMBLY - New (Wiebel 2135-3)	1	31-5 to 31-7300976 inclusive
	481 171	A	POWERPAK ASSEMBLY - New (Wiebel 2135-1)	1	31-7400977 and up
-2	756 549		* PRIMARY RELIEF VALVE ASSEMBLY - (2135-101)	1	
-3	762 286		* * SCREW - Adjusting (2135008-1)	1	
-4	762 298		* * SPRING - (2135010-1)	1	
-5	758 387		* * BUTTON - Guide (2135009-1)	1	
-6	758 379		* * BODY - Relief valve (2135007-1) -	1	
-7	763 408		* * POPPET AND SEAT - (2135006-1)	1	
-8	762 536		* * RETAINER - Back-up (MS28774-013)	1	
-9	757 277		* * "O" RING - (MS28775-013)	1	
-10	756 550		* PRIORITY VALVE ASSEMBLY - (2135-102)	1	
-11	762 286		* * SCREW - Adjusting (2135008-1)	1	
-12	762 299		* * SPRING - (2135012-1)	1	
-13	758 387		* * BUTTON - Guide (2135009-1)	1	
-14	758 380		* * BODY - Priority valve (2135011-1)	1	
-15	762 536		* * RETAINER - Back-up (MS28774-013)	1	
-16	757 277		* * "O" RING - (MS28775-013)	1	
-17	762 537		* * RETAINER - Back-up (MS28774-006)	1	
-18	757 268		* * "O" RING - (MS28775-006)	1	
-19	763 406		* * POPPET - (2135013-1)	1	
-20	762 293		* * SEAT - Poppet (2135014-1)	1	
-21	757 270		* * "O" RING - (MS28775-012)	1	
-22	756 551		* DOOR VENT VALVE ASSEMBLY - (2135-106)	1	
-23	762 287		* * SCREW - Adjusting (2135045-1)	1	
-24	762 300		* * SPRING - (2135044-1)	1	
-25	762 311		* * STEM - Guide (2135043-1)	1	
-26	762 296		* * SLEEVE - (2135042-1)	1	
-27	757 263		* * "O" RING - (MS28775-010)	1	
-28	757 498		* * PISTON - (2135041-1)	1	
-29	758 381		* * BODY - Vent valve (2135040-1)	1	
-30	757 265		* * "O" RING - (MS28778-3)	1	
-31	756 552		* HAND PUMP RELIEF VALVE ASSEMBLY - (2135-107)	1	
-32	762 288		* * SCREW - Adjusting (2135028-1)	1	
-33	762 301		* * SPRING - (2135029-1)	1	
-34	762 312		* * STEM - Guide (2135031-1)	1	
-35	758 382		* * BODY - Relief valve (2135030-1)	1	
-36	753 445		* * BALL - (MS150453)	1	
-37	762 317		* * SEAT - Ball (2135032-1)	1	
-38	755 941		* * "O" RING - (MS28775-011)	1	
-39	756 553		* TIME DELAY CHECK VALVE ASSEMBLY - (2135-105)	1	
-40	755 962		* * RING - Snap (5000-43H)	1	
-41	755 941		* * "O" RING - (MS28775-011)	1	
-42	762 316		* * SEAT - (2112002-1)	1	
-43	753 484		* * BALL - (MS150457)	1	
-44	762 302		* * SPRING - (2112003-1)	1	
-45	758 383		* * BODY - Delay valve (2135027-1)	1	
-46	757 265		* * "O" RING - (MS28778-3)	1	
-47	763 204		* CARTRIDGE ASSEMBLY - Handle return (2135-104)	2	
-48	755 980		* * RING - Snap (5000-50H)	1	
-49	758 388		* * BUTTON - Plug (2135024-1)	1	
-50	762 303		* * SPRING - (2135023-1)	1	
-51	763 402		* * PLUNGER - (2135022-1)	1	
-52	758 384		* * BODY - Handle return (2135021-1)	1	
-53	756 554		* ENGINE PUMP CHECK VALVE ASSEMBLY - (2135-108)	1	
-54	754 853		* * FITTING - (2135035-1)	1	
-55	757 266		* * "O" RING - (MS28775-015)	1	
-56	762 536		* * RETAINER - Back-up (MS28774-013)	1	
-57	757 277		* * "O" RING - (MS28775-013)	1	

When ordering, always specify Part Number, Description and Serial Number of Aircraft

PIPER PARTS CATALOG

Figure and Index Number	Part Number	Code	NOMENCLATURE	No. Req.	SERIAL NUMBERS AFFECTED
114-58	763 407		POPPET - (2135038-1)	1	
-59	762 304		SPRING - (2135037-1)	1	
-60	758 389		BUTTON - Plug (2135036-1)	1	
-61	762 546		RING - Snap (5000-31H)	1	
-62	754 851		STAND PIPE FILTER (2135039-1)	1	
-63	763 210		COVER - Reservoir (2135004-1)	1	
-64	763 401		PLATE - Baffle (2135046-1)	1	
-65	762 545		RESERVOIR - (2135058-1)	1	
-66	758 378		BODY - Powerpak (2135001-1)	1	
-67	762 553		ROD - (2135033-1)	1	
-68	754 852		FILTER - (2135034-1)	2	
-69	762 289		SCREW - Stop (2135018-1)	2	
-70	491 053		UNION - (AN815-8D)	1	
-71	488 471		TEE - (AN834-6D)	1	31-5 to 31-799 inclusive
	458 901		ELBOW - (AN833-6D)	1	31-800 and up
-72	458 911		ELBOW - (AN837-5D)	1	
-73	458 899		ELBOW - (AN833-3D)	1	
-74	484 353		REDUCER - (AN919-6D)	1	31-5 to 31-299 inclusive
	491 052		UNION - (AN815-6D)	1	31-300 to 31-799 inclusive
	491 050		UNION - (AN815-4D)	1	31-800 and up
-75	757 275		"O" RING - (MS28778-8)	1	
-76	755 940		"O" RING - (MS28778-6)	1	
-77	757 284		"O" RING - (MS28778-5)	1	
-78	757 265		"O" RING - (MS28778-3)	1	
-79	757 276		"O" RING - (MS28778-4)	1	
-80	752 587		"O" RING - (MS28775-009)	1	
-81	752 589		"O" RING - (2-257N-304-75)	2	
-82	753 486		RETAINER - Back-up (MS28777-6)	1	
-83	757 283		RETAINER - Back-up (MS28777-5)	1	
-84	753 490		RETAINER - Back-up (MS28777-3)	1	
-85	752 521		NUT - (AN6289-D6)	1	
-86	752 525		NUT - (AN6289-D5)	1	
-87	752 524		NUT - (AN6289-D3)	1	
-88	752 520		NUT - (NAS509-5)	1	
-89	755 980		RETAINER - Snap ring (CR-50)	2	
-90	762 547		RETAINER - Snap ring (5133-37)	1	
-91	758 390		BRACKET ASSEMBLY - Receptacle and capacitor (2135055-102)	1	
-92	762 555		RECEPTACLE ASSEMBLY - (2135055-103)	1	
-93	763 212		CAPACITOR ASSEMBLY - (2135055-104)	1	
-94	755 057		GROUND WIRE ASSEMBLY - (2135055-105)	1	
-95	763 411		PLATE - Deflector (2135060-1)	1	

When ordering, always specify Part Number, Description and Serial Number of Aircraft

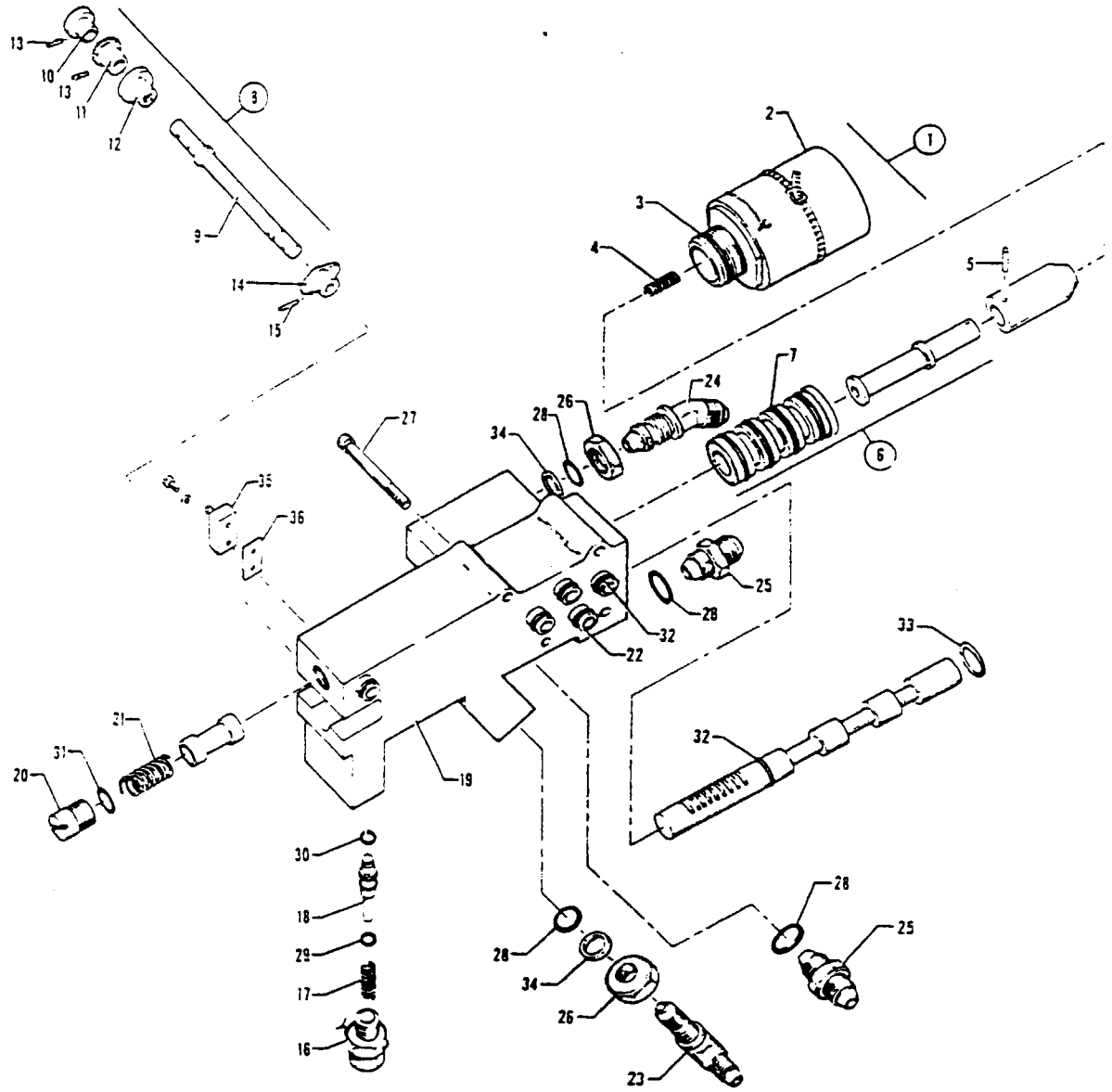


Figure 114A. Hydraulic Powerpak Assembly Components (Wiebel)

ADDED: JANUARY 1977

PA-31-300
PA-31-310
PA-31-325

PIPER PARTS CATALOG

CODE EXPLANATIONS FOR FIGURE 114A

PIPER PARTS CATALOG

Figure and Index Number	Part Number	Code	NOMENCLATURE	No. Req.	SERIAL NUMBERS AFFECTED
114A-1	756 555		SOLENOID VALVE ASSEMBLY - (2135-109)	1	
-2	762 310		* SOLENOID ASSEMBLY - (2135015-1)	1	
-3	757 229		* "O" RING - (MS28775-018)	1	
-4	762 305		* SPRING - Plunger return (2135053-1)	1	
-5	757 495		* PIN - (2135054-1)	1	
-6	762 297		* SLEEVE AND SPOOL - (2135005-1)	1	
-7	757 269		* "O" RING - (MS28775-016)	4	
-8	762 294		INPUT SHAFT ASSEMBLY - (2135-103)	1	
-9	762 295		* SHAFT - Input (2135020-1)	1	
-10	763 207		* CAM - Switch (2135048-1)	1	
-11	755 054		* GEAR - Spur (2135026-1)	1	
-12	763 205		* CAM - Detent (2135025-1)	1	
-13	757 291		* ROLL PIN - (MS171528)	2	
-14	763 206		CAM - Rocker (2135019-1)	1	
-15	757 291		ROLL PIN - (MS171528)	1	
-16	762 543		RETAINER - (2135016-1)	1	
-17	762 306		SPRING - (2135057-1)	1	
-18	763 403		PLUNGER - (2135017-1)	1	
-19	761 656		MANIFOLD ASSEMBLY - (2135002-1)	1	
-20	762 544		RETAINER - (2135049-1)	1	
-21	762 307		SPRING - (2135050-1)	1	
-22	761 983		TUBE - Transfer (2135051-1)	5	
-23	456 900		ELBOW - (AN833-4D)	1	
-24	458 910		ELBOW - (AN837-4D)	1	
-25	491 050		UNION - (AN815-4D)	2	
-26	477 676		NUT - (AN6289-D4)	2	
-27	762 290		SCREW - (NAS1351C4-28)	4	
-28	757 276		"O" RING - (MS28778-4)	4	
-29	757 263		"O" RING - (MS28775-010)	1	
-30	757 279		"O" RING - (MS28775-008)	1	
-31	757 270		"O" RING - (MS28775-012)	1	
-32	755 941		"O" RING - (MS28775-011)	11	
-33	757 277		"O" RING - (MS28775-013)	1	
-34	762 538		RETAINER - Back-up (MS28777-4)	2	
-35	762 315		SWITCH ASSEMBLY - (2135-055-101)	1	
-36	763 409		PLATE - Insulating (2135055-11)	1	

When ordering, always specify Part Number, Description and Serial Number of Aircraft

PIPER PARTS CATALOG

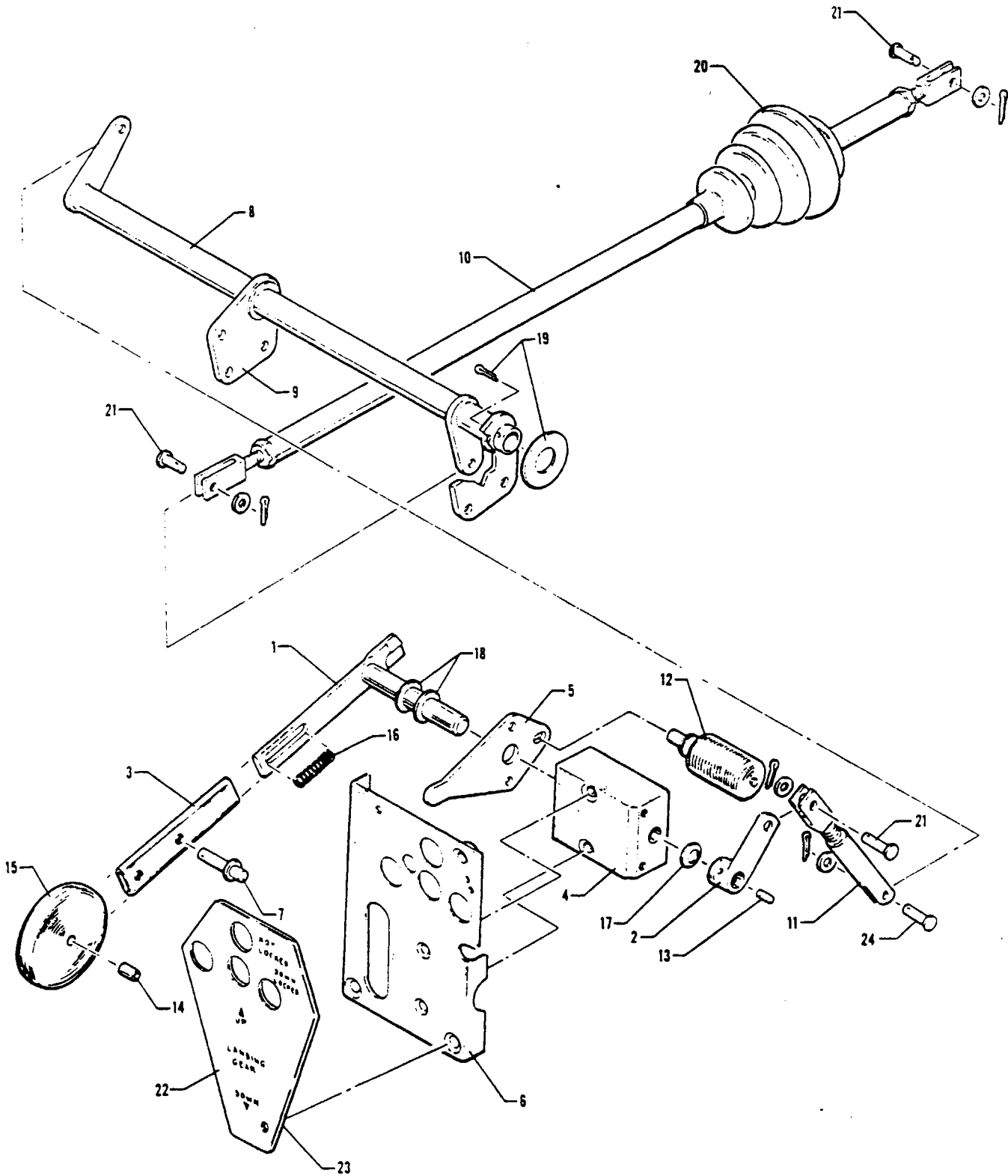


Figure 115. Landing Gear Selector Mechanism Installation
(Serial Nos. 31-5 to 31-511 inclusive)

PIPER PARTS CATALOG

CODE EXPLANATIONS FOR FIGURE 115

PIPER PARTS CATALOG

Figure and Index Number	Part Number	Code	NOMENCLATURE	No. Req.	SERIAL NUMBERS AFFECTED
115-	41134		DRAWING - Landing Gear Selector Mechanism Installation		
-1	40803-00		LEVER ASSEMBLY - Landing gear control	1	
-2	40879-03		ARM ASSEMBLY - Powerpak actuating	1	
-3	41089-00		SLEEVE - Gear selector handle	1	
-4	41138-00		BLOCK - Gear selector lever mounting.	1	
-5	41139-00		STOP - Gear selector lever	1	
-6	41140-00		CHANNEL ASSEMBLY - Gear selector mounting	1	
-7	41228-00		PIN - Stop, gear selector handle	1	
-8	41137-00		TUBE ASSEMBLY - Torque, gear selector	1	
-9	41136-00		BEARING - Torque tube, gear selector	1	
-10	41135-00		LINK ASSEMBLY - Gear selector	1	
-11	41133-00		LINK ASSEMBLY - Gear selector	1	
-12	487 155		SOLENOID ASSEMBLY - (L-3011)	1	
-13	480 705		ROLL PIN - (59-028-125-0600)	1	
-14	480 738		ROLL PIN - (59-040-187-0600)	1	
-15	571 077		KNOB - (OAS294-078-1)	1	
-16	487 464		SPRING - (LC-026B-11)	1	
-17	408 815		WASHER - (3502-18-04)	1	
-18	407 566		WASHER - (AN960-516)	AR	
	407 586		WASHER - (AN960-516L)	AR	
-19	424 053		COTTER PIN - (AN380-2-4)	1	
	407 569		WASHER - (AN960-816)	1	
-20	453 183		BOOT - (B-X-298)	1	
-21	424 174		PIN - Clevis (AN393-11)	3	
	424 051		COTTER PIN - (AN380-2-2)	3	
	407 584		WASHER - (AN960-10L)	3	
-22	40573-00		PLACARD - Landing gear position	1	
-23	42085-00		PLATE ASSEMBLY - Landing gear position placard, luminescent	1	
-24	424 175		PIN - Clevis (AN393-13)	1	
	424 051		COTTER PIN - (AN380-2-2)	1	
	407 584		WASHER - (AN960-10L)	1	

When ordering, always specify Part Number, Description and Serial Number of Aircraft

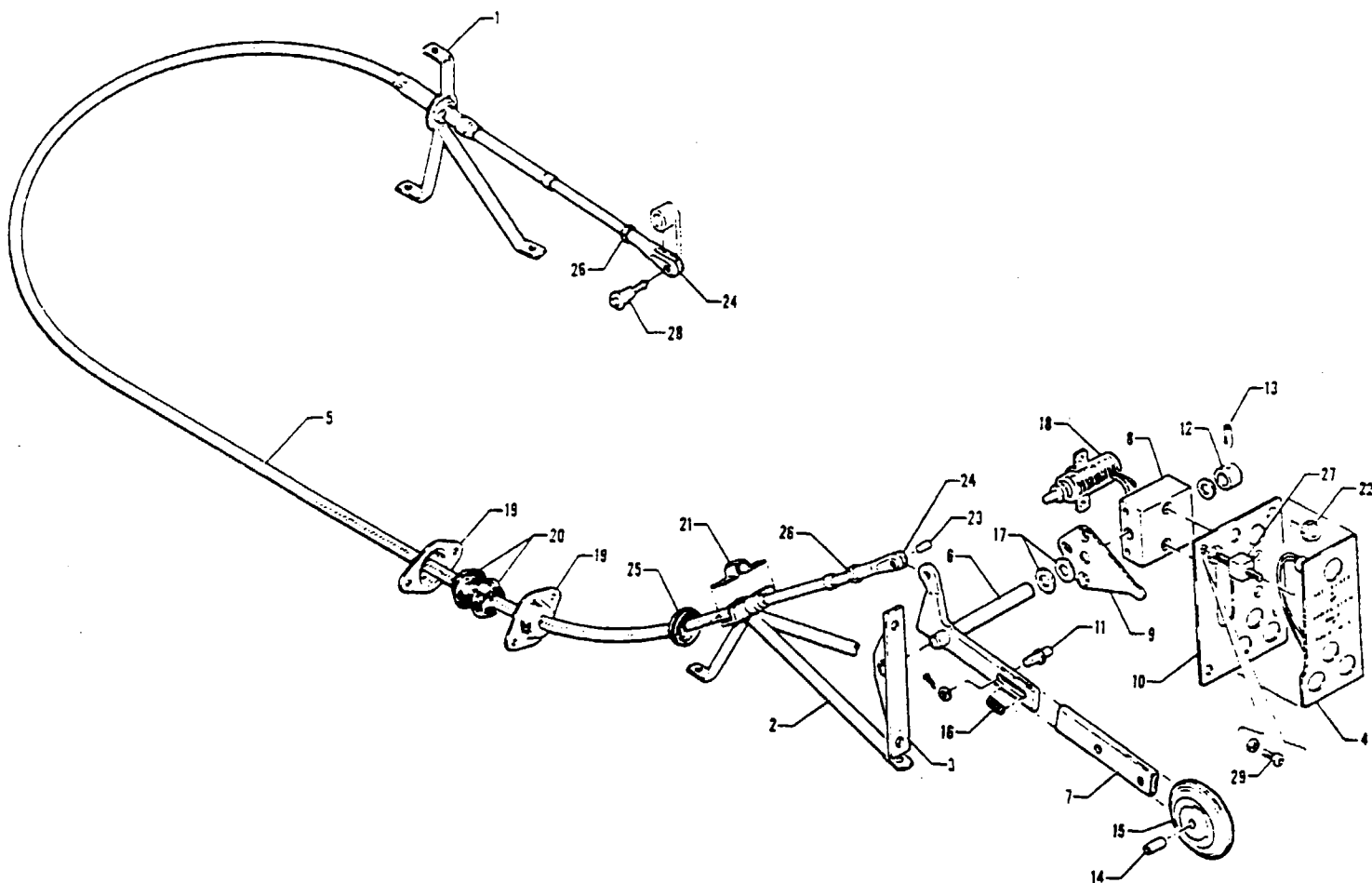


Figure 116. Landing Gear Selector Mechanism Installation
(Serial Nos. 31-512 and up)

PIPER PARTS CATALOG

CODE EXPLANATIONS FOR FIGURE 116

PIPER PARTS CATALOG

Figure and Index Number	Part Number	Code	NOMENCLATURE	No. Req	SERIAL NUMBERS AFFECTED
116-	44169		DRAWING - Landing Gear Selector Mechanism Installation		
-1	44166-00		BRACKET ASSEMBLY - Powerpak control	1	
-2	46258-05		BRACKET ASSEMBLY - Hydraulic powerpak control	1	
-3	46256-00		ANGLE ASSEMBLY - Gear selector mounting	1	
-4	44187-00		PANEL ASSEMBLY - Electroluminescent	1	
-5	55416-02		CABLE ASSEMBLY - Flexible push-pull control (554 401)	1	
-6	46259-05		LEVER ASSEMBLY - Landing gear control	1	
-7	41089-00		SLEEVE - Gear selector handle	1	
-8	44162-00		BLOCK - Gear selector lever mounting	1	
-9	41139-00		STOP - Gear selector lever	1	
-10	44161-00		PLATE ASSEMBLY - Gear selector mounting	1	
-11	41228-00		PIN - Stop, gear selector handle	1	
	407 984		WASHER - (AN960-10L)	1	
	424 050		PIN - Cotter (AN380-2-1)	1	
-12	46255-00		BUSHING - Gear selector mechanism	1	
-13	480 705		PIN - Roll (59-028-125-0500)	1	
	408 815		WASHER - (3502-18-04)	1	
-14	480 738		PIN - Roll (59-040-187-0500)	1	
-15	571 077		KNOB - (OAS294-078-1)	1	
-16	487 464		SPRING - (LC-026B-11)	1	
-17	407 566		WASHER - (AN960-516)	AR	
	407 586		WASHER - (AN960-516L)	AR	
-18	487 155		SOLENOID ASSEMBLY - (L-3011)	1	
-19	22103-02		PLATE - Firewall seal grommet	2	
-20	22104-15		GROMMET	2	
-21	18219-05		CLAMP - Control cable attachment	1	
-22	406 701		NUT - Cap (22-K1-82)	1	31-512 to 31-7812070 incl
	404 833		NUT - (MS20364-832C)	1	31-512 to 31-7812070 incl
-23	424 175		PIN - (MS20392-2C13)	1	
	407 584		WASHER - (AN960-10L)	1	
	424 051		PIN - Cotter (MS24665-132)	1	
-24	488 327		TERMINAL - (AN665-21R)	1	
-25	434 134		GROMMET - (MS35489-11)	1	
-26	404 224		NUT - (AN315-3R)	2	
-27	475 109		MOUNT - (J-7219-22)	1	31-512 to 31-7812070 incl
-28	53599-00		PIN - Cable attachment	1	
-29	515 714		SCREW - (PS10084-47-2)	1	31-7812071 and up
	404 910		NUT - (MS20365-832C)	1	31-7812071 and up

When ordering, always specify Part Number, Description and Serial Number of Aircraft

PIPER PARTS CATALOG

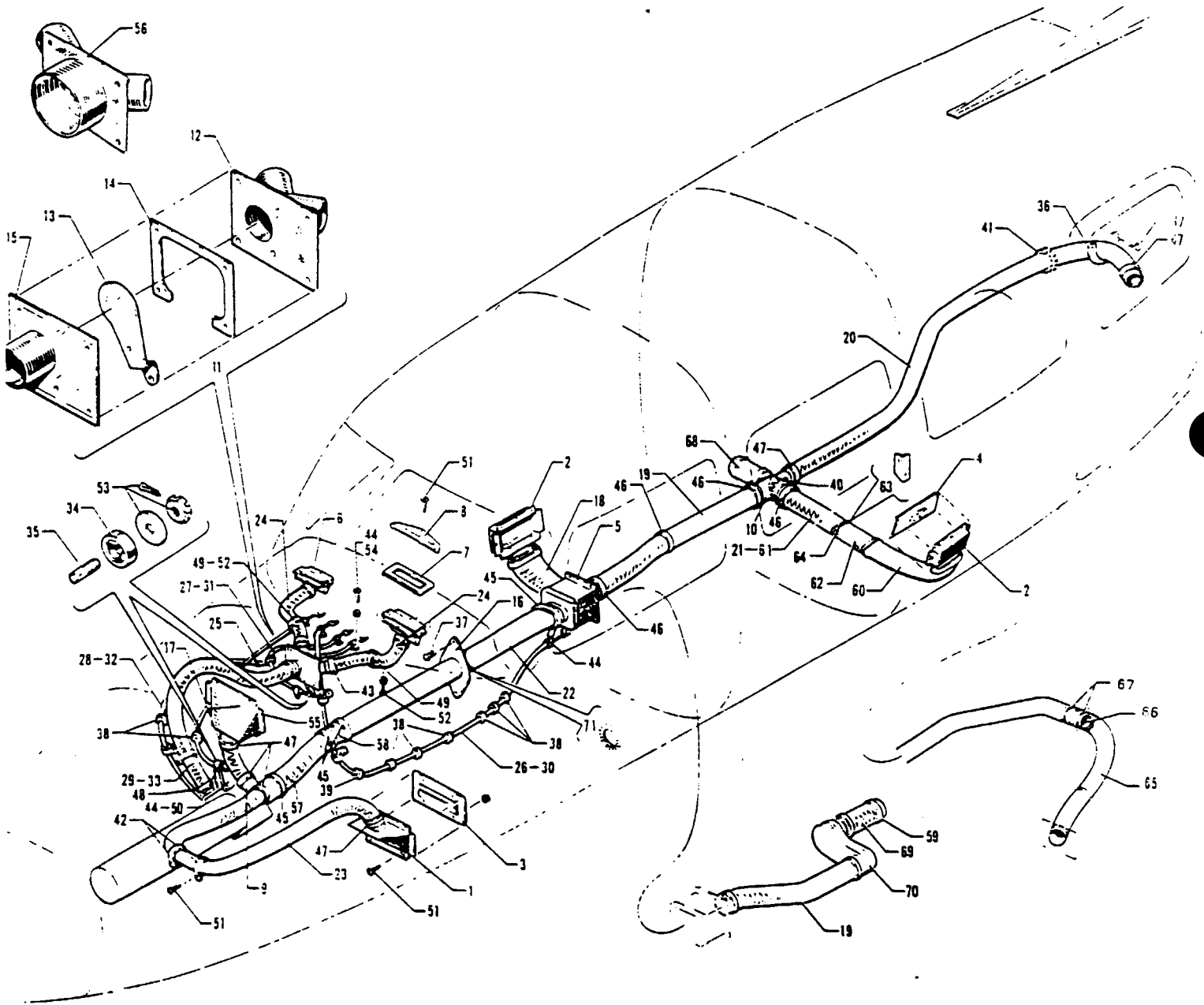


Figure 117. Heater and Defroster System Installation

PIPER PARTS CATALOG

CODE EXPLANATIONS FOR FIGURE 117

- A - Not available Refer to Service Letter No. 502 if Cabin Heat Modification Kit 760 187 has not been installed.
- B - Used on serial numbers 31-5 to 31-149 inclusive if Cabin Heat Modification Kit 760 187 has been installed per Service Letter No. 502

PIPER PARTS CATALOG

Figure and Index Number	Part Number	Code	NOMENCLATURE	No. Req.	SERIAL NUMBERS AFFECTED
117-	42026 44105		DRAWING - Heater System Installation DRAWING - Heater System Installation		31-5 to 31-353 inclusive 31-354 and up
-1	16758-01		BOX ASSEMBLY - Heater air outlet, left	1	
-2	41780-00		BOX ASSEMBLY - Heater air outlet	2	31-5 to 31-353 inclusive
-3	41092-00	A	PLATE ASSEMBLY - Heater air deflector, left	1	31-5 to 31-149 inclusive
	43447-00	B	PLATE - Heater air deflector, left	1	31-150 to 31-353 inclusive
	18765-00	A	PLATE ASSEMBLY - Heater air deflector, right	1	31-5 to 31-149 inclusive
	43446-00	B	PLATE - Heater air deflector, right	1	31-150 to 31-353 inclusive
	43968-00		PLATE - Heater air outlet, left	1	31-354 and up
	43968-02		PLATE - Heater air outlet, right	1	31-354 and up
-4	42977-00		COVER ASSEMBLY - Heater outlet box	2	31-5 to 31-353 inclusive
-5	41774-00		BOX ASSEMBLY - Heat distribution, heater	1	31-5 to 31-353 inclusive
	43974-00		BOX ASSEMBLY - Heat distribution, heater	1	31-354 and up
-6	41958-00		BOX ASSEMBLY - Defroster air	2	31-5 to 31-353 inclusive
	41958-04		BOX ASSEMBLY - Defroster air	2	31-354 and up
-7	41957-00		GASKET - Defroster air box	1	
-8	42778-00		PLATE - Defroster outlet trim	2	
-9	18771-00		TUBE ASSEMBLY - Heater air distribution	1	31-5 to 31-149 inclusive
-10	41757-00		TUBE ASSEMBLY - Heater air distribution	1	31-5 to 31-353 inclusive
	43983-00		SPLITTER ASSEMBLY - Cabin heat duct	1	31-354 and up
-11	22363-00		VALVE ASSEMBLY - Defroster (complete)	1	31-5 to 31-149 inclusive
-12	22353-00		TUBE ASSEMBLY - Defroster air outlet	1	31-5 to 31-149 inclusive
-13	22354-00		VALVE - Defroster	1	31-5 to 31-149 inclusive
-14	21574-00		SPACER - Defroster air valve	1	31-5 to 31-149 inclusive
-15	22352-00		PLATE ASSEMBLY - Defroster air outlet	1	31-5 to 31-149 inclusive
-16	41971-00		SUPPORT - Heater duct	14	
-17	22502-73	A	DUCT - Heater air distribution	2	31-5 to 31-149 inclusive
	10525-82	B	DUCT - Heater air distribution	1	31-150 and up
-18	22502-67		DUCT - Heater air distribution	1	31-5 to 31-353 inclusive
-19	22502-66		DUCT - Heater air distribution	1	31-5 to 31-353 inclusive
	49997-14		DUCT - Heater air distribution	1	31-354 and up
-20	22502-68		DUCT - Heater air distribution	1	31-5 to 31-353 inclusive
-21	49997-02		DUCT - Heater air distribution (37 1/2" L)	1	
-22	22502-70		DUCT - Heater air distribution (75" L)	1	
	22502-84		DUCT - Heater air distribution (50" L)	1	
-23	22502-72		DUCT - Heater air distribution	1	31-5 to 31-751 inclusive
	49997-20		DUCT - Heater air distribution	1	31-752 and up
-24	22502-71		DUCT - Defroster air	2	31-5 to 31-353 inclusive
	565 322		DUCT - Defroster air (OLSH-100-12-80-6)	2	31-354 and up
-25	22502-39	A	DUCT - Defroster air	1	31-5 to 31-149 inclusive
	22502-72	B	DUCT - Defroster air	1	31-150 and up
-26	22470-13		WIRE - Cabin heat control	1	
-27	22470-11		WIRE - Defroster air control (50.50" L.)	1	31-5 to 31-7400989 inclusive, 31-7400991 to 31-7512005 incl
	22470-05		WIRE - Defroster air control (38" L.)	1	31-5 to 31-7400989 inclusive, 31-7400991 to 31-7512005 incl.
	22470-15		WIRE - Defroster air control (52" L.)	1	31-7400990, 31-7512006 and up
-28	22470-05		WIRE - Cockpit heat control (38" L.)	1	31-5 to 31-7400989 inclusive, 31-7400991 to 31-7512005 incl.
	22470-11		WIRE - Cockpit heat control (50.50" L.)	1	31-5 to 31-7400989 inclusive, 31-7400991 to 31-7512005 incl.
	22470-15		WIRE - Cockpit heat control (52" L.)	1	31-7400990, 31-7512006 and up
-29	22470-12		WIRE - Thermostat control (44.50" L.)	1	31-5 to 31-7400989 inclusive, 31-7400991 to 31-7512005 incl.
	22470-11		WIRE - Thermostat control (50.50" L.)	1	31-7400990, 31-7512006 and up

When ordering, always specify Part Number, Description and Serial Number of Aircraft

PIPER PARTS CATALOG

Figure and Index Number	Part Number	Code	NOMENCLATURE	No. Req.	SERIAL NUMBERS AFFECTED
117-30	22472-17		HOUSING - Cabin heat control wire	1	
-31	22472-14		HOUSING - Defroster air control wire (44.75" L.)	1	31-5 to 31-7400989 inclusive, 31-7400991 to 31-7512005 incl.
	22472-21		HOUSING - Defroster air control wire (33.25" L.)	1	31-5 to 31-7400989 inclusive, 31-7400991 to 31-7512005 incl.
	22472-25		HOUSING - Defroster air control wire (50" L.)	1	31-7400990, 31-7512006 and up
-32	22472-12		HOUSING - Cockpit heat control wire (30.75" L.)	1	31-5 to 31-7400989 inclusive, 31-7400991 to 31-7512005 incl.
	22472-20		HOUSING - Cockpit heat control wire (47" L.)	1	31-5 to 31-7400989 inclusive, 31-7400991 to 31-7512005 incl.
	22472-25		HOUSING - Cockpit heat control wire (50" L.)	1	31-7400990, 31-7512006 and up
-33	22472-18		HOUSING - Thermostat control wire (41" L.)	1	31-5 to 31-7400989 inclusive, 31-7400991 to 31-7512005 incl.
	22472-20		HOUSING - Thermostat control wire (47" L.)	1	31-7400990, 31-7512006 and up
-34	70371-02		FITTING - Swivel	3	
-35	70371-03		STUD - Swivel	3	
-36	41970-00		STRAP - Heater duct support	1	31-5 to 31-353 inclusive
-37	460 042		FASTENER - (294660-1)	34	
-38	434 126		GROMMET - (MS35489-4)	9	
-39	434 128		GROMMET - (MS35489-6)	1	
-40	16268-34		GROMMET - Heater duct	1	
-41	16268-24		GROMMET - Heater duct	1	
-42	80032-87		CLAMP - Heater duct	2	
-43	454 860		CLAMP - (S-1-1800)	4	31-5 to 31-353 inclusive
	554 929		CLAMP - (H-1-1116)	4	31-354 and up
-44	454 887		CLAMP - (A4886S-3-1)	10	
-45	554 834		CLAMP - (SAE TY F-40)	4	
-46	454 913		CLAMP - (A3122-42-1)	4	
-47	454 912		CLAMP - (A3122-34-1)	7	
-48	454 859		CLAMP - (A3122-22-1)	2	
-49	454 945		CLAMP - (A2980S-20-1)	2	
-50	80032-87	B	CLAMP - Defroster duct	1	31-150 and up
-51	415 520		SCREW - (MS35206-230)	31	
	404 829		NUT - (MS20364-632C)	31	
-52	419 918		SCREW - (8 x 1/2 L, Type "B" Truss)	2	
	406 373		NUT - (NAS395-17-1)	2	
-53	81342-19		WASHER - Swivel fitting	3	
	404 392		NUT - (AN320-3)	3	
	424 051		COTTER PIN - (MS24665-132)	3	
-54	415 535		SCREW - (MS35206-245)	4	
	404 833		NUT - (MS20364-832C)	4	
-55	16758-01	A	BOX ASSEMBLY - Heater air outlet, right	1	31-5 to 31-149 inclusive
	43479-00	B	BOX ASSEMBLY - Heater air outlet, right	1	31-150 and up
-56	43458-00	B	TAKE-OFF ASSEMBLY - Defroster air distribution	1	31-150 to 31-353 inclusive
	43951-00		TAKE-OFF ASSEMBLY - Defroster air distribution	1	31-354 and up
-57	22502-85		DUCT - Heater air distribution (25 1/2" L)	1	
	49990-08		DUCT - Heater air distribution (4" L)	1	
-58	86142-45		TUBE - Heater air distribution	1	
-59	554 834		CLAMP - (SAE TY F-40)	4	31-354 and up
-60	10525-77		DUCT - Heater air distribution (15 1/2" L)	1	
-61	49997-07		DUCT - Heater air distribution (18" L)	1	
-62	43754-00		DUCT ASSEMBLY - Heater air distribution (7 3/4" L)	1	
-63	43755-00		ANGLE - Heater duct support	1	

When ordering, always specify Part Number, Description and Serial Number of Aircraft

PIPER PARTS CATALOG

Figure and Index Number	Part Number	Code	NOMENCLATURE	No. Req.	SERIAL NUMBERS AFFECTED
117-64	454 818		CLAMP - Hose (QS100-M32S)	2	31-5 to 31-353 inclusive
	554 834		CLAMP - Hose (GS-40)	2	31-354 and up
-65	10525-66		DUCT - Heater air distribution	1	
-66	31074-02		TUBE - Heater air distribution	1	
-67	454 912		CLAMP - Hose	2	
-68	22502-67		DUCT - Heater air distribution	1	31-354 and up
-69	29998-04		DUCT - Heater air distribution	1	31-354 and up
-70	44183-00		DUCT ASSEMBLY - Cabin heating	1	31-354 and up
-71	189 625		GROMMET - (MS21266-1N) 12 3/4" L	AR	

When ordering, always specify Part Number, Description and Serial Number of Aircraft

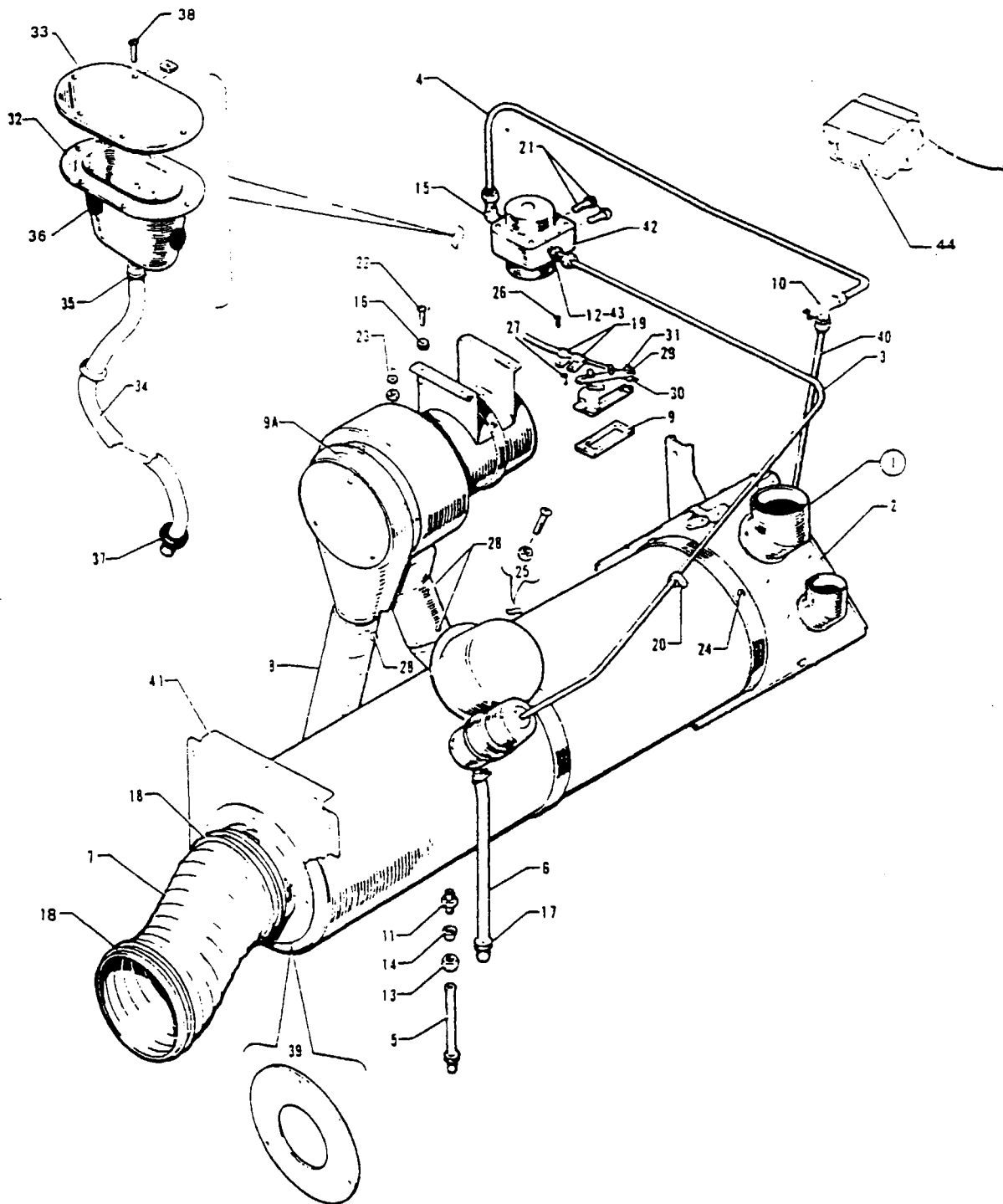


Figure 118 Forward Heater Installation

PIPER PARTS CATALOG

CODE EXPLANATIONS FOR FIGURE 118

- A - See Figure 120 for component parts
- B - See Figure 121 for component parts
- C - Not available Refer to Service Letter No 502 if Cabin Heat Modification Kit 760 187 has not been installed
- D - Used on serial numbers 31-5 to 31-149 inclusive if Cabin Heat Modification Kit 760 187 has been installed per Service Letter No 502
- E - Used on PA-31-310 and PA-31-325 airplanes only
- F - Used on PA-31-300 airplanes only
- G - Used on serial numbers 31-5 to 31-179 inclusive if Cabin Heat Modification Kit 760 187 or 760 188 has been installed per Service Letter No 502
- H - Also used on serial numbers 31-5 to 31-8112077 inclusive, if Heater Hour Meter Installation Kit 764 304 has been installed per Service Spares Letter No 389

PIPER PARTS CATALOG

Figure and Index Number	Part Number	Code	NOMENCLATURE	No. Req.	SERIAL NUMBERS AFFECTED
118-	41923		DRAWING - Forward Heater Installation		
-1		A	HEATER ASSEMBLY	1	
-2	41920-00	C	BOX ASSEMBLY - Heat distribution	1	31-5 to 31-149 inclusive
	43466-00	D	BOX ASSEMBLY - Heat distribution	1	31-150 and up
-3	11987-79		TUBE ASSEMBLY - Heater fuel	1	
-4	11987-75		TUBE ASSEMBLY - Heater fuel	1	31-5 to 31-103 inclusive
	11987-83		TUBE ASSEMBLY - Heater fuel	1	31-104 and up
-5	41775-00		TUBE - Heater drain	1	
-6	22369-34		TUBE - Heater drain	1	
-7	22502-11		TUBE - Heater inlet	1	
-8	85052-41		TUBE - Flexible, heater	1	31-5 to 31-8112019 incl.
	56985-02		TUBE - Flexible, heater	1	31-8112020 and up
-9	24671-00		GASKET - Heater distribution box	1	
-9a		B	COMBUSTION AIR BLOWER AND MOTOR ASSEMBLY	1	
-10	488 519	E	TEE - (AN804-2D)	1	
	491 048	F	UNION - (AN815-2D)	1	
-11	476 686		NIPPLE - (AN816-4)	1	
-12	476 649		NIPPLE - (AN816-2D)	1	
-13	477 634		NUT - Coupling (AN818-4)	1	
-14	486 906		SLEEVE - (AN819-4)	1	
-15	458 872		ELBOW - (AN822-2D)	1	
-16	434 126		GROMMET - (MS35489-4)	4	
-17	434 129		GROMMET - (MS35489-9)	1	
-18	454 816		CLAMP - (S4 0000)	2	
-19	454 887		CLAMP - (A4886S-3-1)	2	
-20	454 927		CLAMP - (A4980S-2-91)	2	
-21	400 438		BOLT - (AN3-4A)	2	
	407 043		WASHER - (MS35338-43)	2	
-22	411 532		SCREW - (MS35207-263)	4	
	404 835		NUT - (MS20364-1032C)	4	
-23	407 564		WASHER - (AN960-10)	8	
-24	415 533		SCREW - (MS35206-243)	4	
	407 563		WASHER - (AN960-8)	4	
	407 042		WASHER - Lock (MS35338-42)	4	
-25	415 539		SCREW - (MS35206-249)	1	
	404 823		NUT - (AN363-832)	1	
-26	425 535		SCREW - (MS35206-245)	2	
	404 833		NUT - (MS20364-832C)	2	
-27	415 521		SCREW - (MS35206-231)	2	
-28	419 691		SCREW - (6 x 3/8 L., Type "A")	4	
-29	404 392		NUT - (AN320-3)	1	
	81342-19		WASHER - Heater distribution box	1	
	424 051		COTTER PIN - (AN380-2-2)	1	
-30	70371-02		FITTING - Control wire heat distribution	1	
-31	70371-03		STUD - Control wire heat distribution	1	
-32	43493-00		SHROUD ASSEMBLY - Heater fuel valve	1	31-104 and up
-33	43492-00		COVER ASSEMBLY - Heater valve shroud	1	31-104 and up
-34	56976-07		TUBE - Fuel valve shroud	1	31-104 to 31-7912124 incl
	71522-02		HOSE ASSEMBLY - Fuel valve shroud	1	31-8012001 and up
-35	454 983		CLAMP - S A E 8 (Type "E")	1	31-104 and up
-36	434 125		GROMMET - (MS35489-2)	1	31-104 and up
-37	434 135		GROMMET - (MS35489-14)	1	31-104 and up

When ordering, always specify Part Number, Description and Serial Number of Aircraft

PIPER PARTS CATALOG

Figure and Index Number	Part Number	Code	NOMENCLATURE	No. Req.	SERIAL NUMBERS AFFECTED
118-38	419 946		SCREW - (6 x 3/8, Type "B") Truss	5	31-104 and up
	406 405		NUT - (A6077-62-1)	5	31-104 and up
-39	43896-00	G	PLATE - Heater restrictor	1	31-180 and up
-40	22673-51	E	TUBE ASSEMBLY - Heater fuel	1	
	22673-41	F	TUBE ASSEMBLY - Heater fuel	1	
-41	53896-00		PLATE ASSEMBLY - Heater attachment	1	31-7400986 to 31-7401200 incl 31-7401222 and up
-42	756 513		FUEL REGULATOR AND SHUTOFF VALVE	1	31-5 to 31-7912124 incl
	756 560		FUEL REGULATOR AND SHUTOFF VALVE	1	31-8012001 and up
-43	477 895		NUT - (TSE01-13) Tru seal	2	
-44	51006-00	H	METER ASSEMBLY - Hour. heater	1	31-8212001 and up

When ordering, always specify Part Number, Description and Serial Number of Aircraft

PIPER PARTS CATALOG

GRIDS 3G23 THRU 3G24
INTENTIONALLY LEFT BLANK

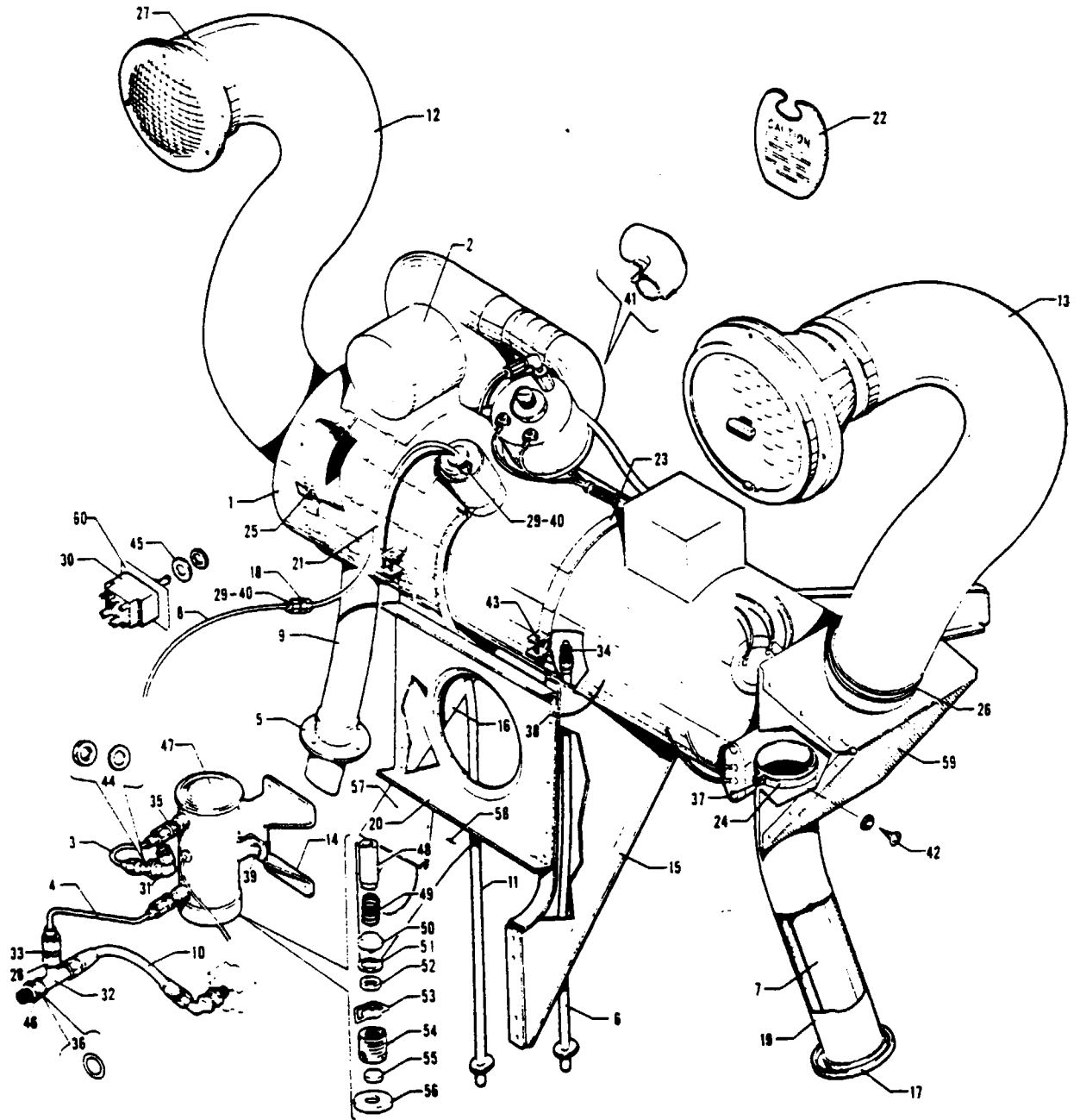


Figure 119 Aft Heater Installation

REVISED SEPTEMBER 1979

3H1

PA-31 300
PA-31 310
PA-31 325

PIPER PARTS CATALOG

CODE EXPLANATIONS FOR FIGURE 119

- A - See Figure 120 for component parts.
- B - See Figure 121 for component parts.

PIPER PARTS CATALOG

Figure and Index Number	Part Number	Code	NOMENCLATURE	No. Req.	SERIAL NUMBERS AFFECTED
119-	44194		DRAWING - Aft Heater Installation		
-1		A	HEATER ASSEMBLY	1	
-2		B	COMBUSTION AIR BLOWER AND MOTOR ASSEMBLY	1	
-3	44203-00		TUBE ASSEMBLY - Heater fuel	1	
-4	53572-00		TUBE ASSEMBLY - Heater fuel	1	
-5	44212-00		TUBE ASSEMBLY - Combustion air intake	1	
-6	44214-00		TUBE ASSEMBLY - Heater drain	1	
-7	44228-00		TUBE ASSEMBLY - Heater exhaust	1	
-8	44202-00		TUBE ASSEMBLY - Fuel line	1	
-9	85052-45		TUBE - Flexible	1	
-10	80011-06		HOSE ASSEMBLY - Flexible	1	
-11	22369-41		HOSE - Plastic tube	1	
-12	80005-02		HOSE - Air duct	1	
-13	80005-03		HOSE - Air duct	1	
-14	44190-00		BRACKET ASSEMBLY - Fuel pump	1	
-15	44189-00		BRACKET - Heater support	1	
-16	44191-00		BRACKET - Heater support	1	
-17	44211-00		BRACKET - Heater exhaust tube	1	
-18	491 050		UNION - Fuel line (AN815-4D)	1	
-19	44233-00		SHROUD ASSEMBLY - Heater exhaust	1	
-20	44201-00		PLATE - Reinforcement	1	
-21	43886-00		TUBE ASSEMBLY - Heater fuel	1	
-22	44255-00		PLACARD - Rear heater installation	1	
-23	30679-03		CLAMP - Heater	2	
-24	14235-08		CLAMP - Heater exhaust	1	
-25	454 816		CLAMP - (H4 0000)	1	
-26	554 936		CLAMP - (QS100-M72S)	2	
-27	554 862		CLAMP - (SAE Type F-60SS)	1	
-28	477 624		NUT - (AN818-8D)	1	
-29	486 897		SLEEVE - Fuel line (AN819-4D)	2	
-30	487 898		SWITCH - (2GM54-73)	1	
-31	458 900		ELBOW - (AN833-4D)	1	
-32	41618-00		TEE	1	
-33	484 297		REDUCER - (8-4TRTX-D)	1	
-34	476 686		NIPPLE - (AN816-4)	1	
-35	476 679		NIPPLE - (AN816-4-4D)	2	
-36	462 061		GASKET - (MS29512-8)	1	
-37	400 102		BOLT - (AN4-5)	1	
	404 101		NUT - (AN310-4)	1	
	424 051		PIN - Cotter (MS24665-132)	1	
-38	411 532		SCREW - (MS35207-263)	1	
	407 128		WASHER - (AN936-B10)	1	
	404 224		NUT - (AN315-3R)	1	
-39	400 002		BOLT - (AN4-5A)	2	
	407 585		WASHER - (AN960-416L)	2	
-40	477 612		NUT - Fuel line (AN818-4D)	2	
-41	558 989		ELBOW - Adapter (B14D-10)	1	
-42	486 112		SCREW - (MS24630-65)	3	
	407 134		WASHER - Lock (AN936-A8)	3	
-43	415 539		SCREW - (MS35206-249)	2	
	404 823		NUT - (AN363-832)	2	
-44	407 568		WASHER - (AN960-716)	1	
	477 618		NUT - (AN924-4D)	1	

When ordering, always specify Part Number, Description and Serial Number of Aircraft

PIPER PARTS CATALOG

Figure and Index Number	Part Number	Code	NOMENCLATURE	No. Req.	SERIAL NUMBERS AFFECTED
119-45	40559-10		WASHER - Heater switch	1	
-46	477 621		NUT - (AN924-8D)	1	
-47	481 726		PUMP ASSEMBLY - Fuel (480563)	1	
-48	757 343		* PLUNGER ASSEMBLY - (479464)	1	
-49	756 258		* SPRING - Plunger (476285)	1	
-50	753 119		* CUP VALVE - (479132)	1	
-51	756 162		* SEAL - "O" Ring (479139)	1	
-52	753 193		* WASHER - (479138)	1	
-53	752 869		* RETAINER - (479137)	1	
-54	751 799		* SCREEN - Filter (479135)	1	
-55	753 650		* MAGNET - (479012)	1	
-56	751 872		* GASKET - Cover (479136)	1	
-57	42850-00		GUSSET - Mount. aft heater, rear	1	
	42849-00		GUSSET - Mount. aft heater, front	1	
-58	42867-00		BRACKET - Mount. aft heater	1	
-59	44205-00		BOX ASSEMBLY - Heater distribution	1	
-60	71129-02		PLACARD - Aft heater	1	31-8012001 and up

When ordering, always specify Part Number, Description and Serial Number of Aircraft

PIPER PARTS CATALOG

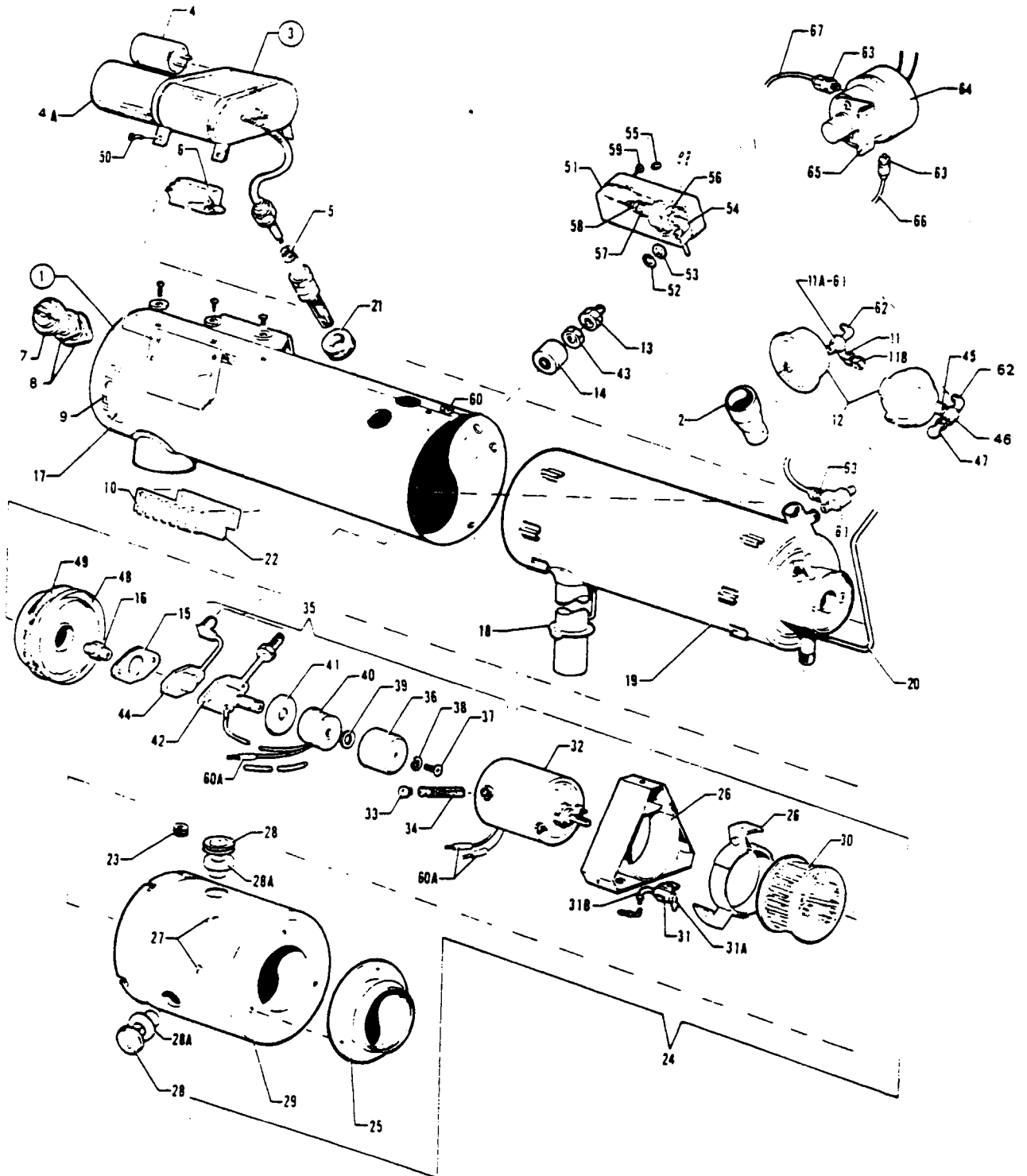


Figure 120 Heater Assembly

REVISED MAY 1981

3H5

PA-31-300
PA-31-310
PA-31-325

PIPER PARTS CATALOG

CODE EXPLANATIONS FOR FIGURE 120

- A - Used on Forward Heater Assembly (39D59)
- B - Used on Forward Heater Assembly (B39D59)
- C - Used on Aft Heater Assembly (A39D59)
- D - If Heater Assembly 39D59 has been replaced with B39D59, order part number 755 273.
- E - Not available Order switch part number 757 756 Also secure connector part number 757 987 if 1/8" O D negative pressure line is installed or connector part number 757 970 if 3/16" O D negative pressure line is installed, adapter part number 751 323 and tee part part number 761 934
- F - Used on serial numbers 31-5 to 31-180, 31-182 to 31-191 and 31-193 inclusive if Cabin Heat Modification Kit 760 187 or 760 188 has been installed per Service Letter No 502
- G - Used on Aft Heater Assembly (C39D59)
- H - If Heater Assembly A39D59 has been replaced with C39D59, order part number 755 275
- J - Used on Forward Heater Assembly (D39D59)
- K - Before ordering new ignition vibrator, ascertain ignition assembly part number stamped on ignition assembly cover If Janitrol No 807D97 is stamped on ignition assembly cover, order new ignition assembly P/N 755 400 as a replacement If Janitrol No 81D24-3 or 81D24-3M, 87D24-2 or 87D24-2M, 92D24-2 or 92D24-2M, 91E24-2 or 17E24-4 is stamped on ignition assembly cover, order ignition vibrator P/N 756 577 only

PIPER PARTS CATALOG

Figure and Index Number	Part Number	Code	NOMENCLATURE	No. Req.	SERIAL NUMBERS AFFECTED
120-1	751 986	D	HEATER ASSEMBLY - Forward (39D59)	1	31-5 to 31-7401248 inclusive.
	755 273		HEATER ASSEMBLY - Forward (B39D59)	1	31-7401250 to 31-7512064 incl
	755 312		HEATER ASSEMBLY - Forward (D39D59)	1	31-7912124 inclusive
	752 017	H	HEATER ASSEMBLY - Aft (A39D59)	1	31-8012001 and up
	755 275		HEATER ASSEMBLY - Aft (C39D59)	1	31-5 to 31-7712012 inclusive
-2	751 274		* ADAPTER	1	31-7712013 and up
-3	755 400	A C	* IGNITION ASSEMBLY	1	
	755 458	B.G.J	* IGNITION ASSEMBLY	1	
-4	756 577	K	* * VIBRATOR - Ignition (solid state)	1	
-4a	757 888		* * COIL - Ignition	1	
-5	756 180	A.C	* PLUG - Spark	1	
	757 334	B.G.J	* PLUG - Spark	1	
-6	751 801	A C	* FILTER - Radio noise	1	
-7	756 177	A B	* SWITCH - Limit	1	
	762 393	J	* SWITCH - Limit	1	
-8	751 874		* GASKET - Limit switch	AR	
-9	756 178		* SWITCH - Cycling	1	
-10	753 049	A.C	* STRIP - Terminal	1	
	761 946	B.G.J	* STRIP - Terminal	1	
-11	754 758	A	* ELBOW - Pressure switch	1	
-11a	754 771	C	* ELBOW - Pressure switch	1	
-11b	757 970	B.G.J	* CONNECTOR - Male	1	
-12	756 179	E	* SWITCH - Pressure	1	
	757 756		* SWITCH - Pressure	1	
-13	753 390	A	* BUSHING - (AN894-4-2)	1	
-14	756 183	A.C	* SHROUD - Fuel fitting	1	
-15	751 876	A C	* GASKET - Valve assembly	1	
	751 922	B.G.J	* GASKET - Valve assembly	1	
-16	752 529		* NOZZLE - Fuel spray	1	
-17	752 129	A	* JACKET ASSEMBLY	1	
	752 138	B.G.J	* JACKET ASSEMBLY	1	
	752 130	C	* JACKET ASSEMBLY	1	
-18	751 877	A.B.J	* GASKET - Asbestos	1	
-19	756 324	A	* TUBE - Combustion	1	
	761 969	B.J	* TUBE - Combustion	1	
	756 339	C	* TUBE - Combustion	1	
	761 982	G	* TUBE - Combustion	1	
-20	760 523	A	* * KIT - Pressure switch tube replacement (1/8" to 3/16" O D tube)	1	
-21	434 139		* GROMMET - (AN931-10-20) (MS35489-18)	1	
-22	755 401		* INSULATOR - Terminal strip	1	
-23	434 145		* GROMMET - (MS35489-35)	1	
-24	753 492	A C	* BLOWER ASSEMBLY - Vent air	1	
	758 367	B.G.J	* BLOWER ASSEMBLY - Vent air	1	
-25	751 282		* * ADAPTER	1	
-26	753 389	A.C	* * BRACKET ASSEMBLY - Motor	1	
	758 305	B.J	* * BRACKET ASSEMBLY - Motor	1	
-27	753 199	A C	* * WASHER - Flat	3	
-28	751 875	A.C	* * GROMMET - (MS35489-8)	3	
-28a	754 847	B.G.J	* * FASTENER	3	
-29	751 960	A C	* * HOUSING - Blower	1	
	755 255	B.G.J	* * HOUSING - Blower	1	

When ordering, always specify Part Number, Description and Serial Number of Aircraft

PIPER PARTS CATALOG

Figure and Index Number	Part Number	Code	NOMENCLATURE	No Req.	SERIAL NUMBERS AFFECTED
120-30	753 201		* * FAN - Vent air blower	1	
-31	753 899	A C	* * CAPACITOR ASSEMBLY	1	
	758 013	B G J	* * CAPACITOR ASSEMBLY	1	
-31a	762 451	A C	* * SLEEVE - High temperature	1	
	762 455	B G J	* * SLEEVE - High temperature	1	
-31b	762 456		* * SLEEVE - High temperature	1	
-32	753 737		* * MOTOR ASSEMBLY - Vent air blower	1	
-33	753 392		* * * CAP - Brush assembly	2	
-34	753 391		* * * BRUSH ASSEMBLY - Motor	2	
-35	756 512	A C	* FUEL FEED NOZZLE HOLDER AND VALVE ASSEMBLY	1	
-36	753 900	A C	* * COVER - Solenoid	1	
-37	415 752	A C	* * SCREW - (AN515-8R6)	1	
-38	407 103	A C	* * WASHER - (AN935-8)	1	
-39	755 865	A C	* * PACKING - O' ring	1	
-40	757 805	A C	* * COIL ASSEMBLY - Solenoid	1	
-41	755 864	A C	* * PLATE - Solenoid base	1	
-42	753 121	A C	* * VALVE ASSEMBLY - Fuel	1	
-43	477 629	A	* NUT - (AN924-4)	1	
-44	754 833	B G J	* FUEL FEED AND NOZZLE HOLDER	1	
-45	751 323	A B J	* ADAPTER	1	
-46	761 934	A B J	* TEE	1	
-47	757 970		* CONNECTOR - (3 16" O D Line)	1	
	757 987		* CONNECTOR - (1 8" O D Line)	1	
-48	755 243	B G J	* COMBUSTION HEAD ASSEMBLY	1	
-49	751 920	B G J	* GASKET - Head	1	
-50	757 796	B G J	* SCREW	4	
-51	762 273	B G J	* SHROUD ASSEMBLY - Fuel	1	
-52	755 022	B G J	* GASKET	1	
-53	407 597	B G J	* WASHER - Flat (AN960-916L)	1	
-54	754 779	B G J	* ELBOW	1	
-55	434 128	B G J	* GROMMET - (MS35489-6)	1	
-56	762 215	B G J	* SOLENOID ASSEMBLY - Fuel	1	
-57	758 309	B G J	* BUSHING	1	
-58	476 696	B G	* NIPPLE - (AN816-2)	1	
	755 614	J	* NIPPLE	1	
-59	762 274	B G J	* SCREW	2	
-60	434 122	B G J	* GROMMET - (MS35489-3S)	1	
-60a	762 452	A C	* SLEEVE - High temperature	3	
-61	488 381	A B F J	TEE - (W/H 3750 x 2)	2	31-181 31-192 31-194 and up
-62	458 872	A B F J	ELBOW - (AN822-2D)	1	31-181 31-192 31-194 and up
-63	476 649	A B F J	NIPPLE - (AN816-2D)	3	31-181 31-192 31-194 and up
-64	757 577	A B F J	SWITCH - Combustion air pressure	1	31-181 31-192 31-194 and up
-65	43883-00	A B F J	BRACKET - Pressure switch	1	31-181 31-192 31-194 and up
-66	11987-87	A B F J	TUBE ASSEMBLY - Pressure switch	1	31-181 31-192 31-194 and up
-67	11987 85	A B F J	TUBE ASSEMBLY - Pressure switch	1	31-181 31-192 31-194 and up

When ordering always specify Part Number Description and Serial Number of Aircraft

PIPER PARTS CATALOG

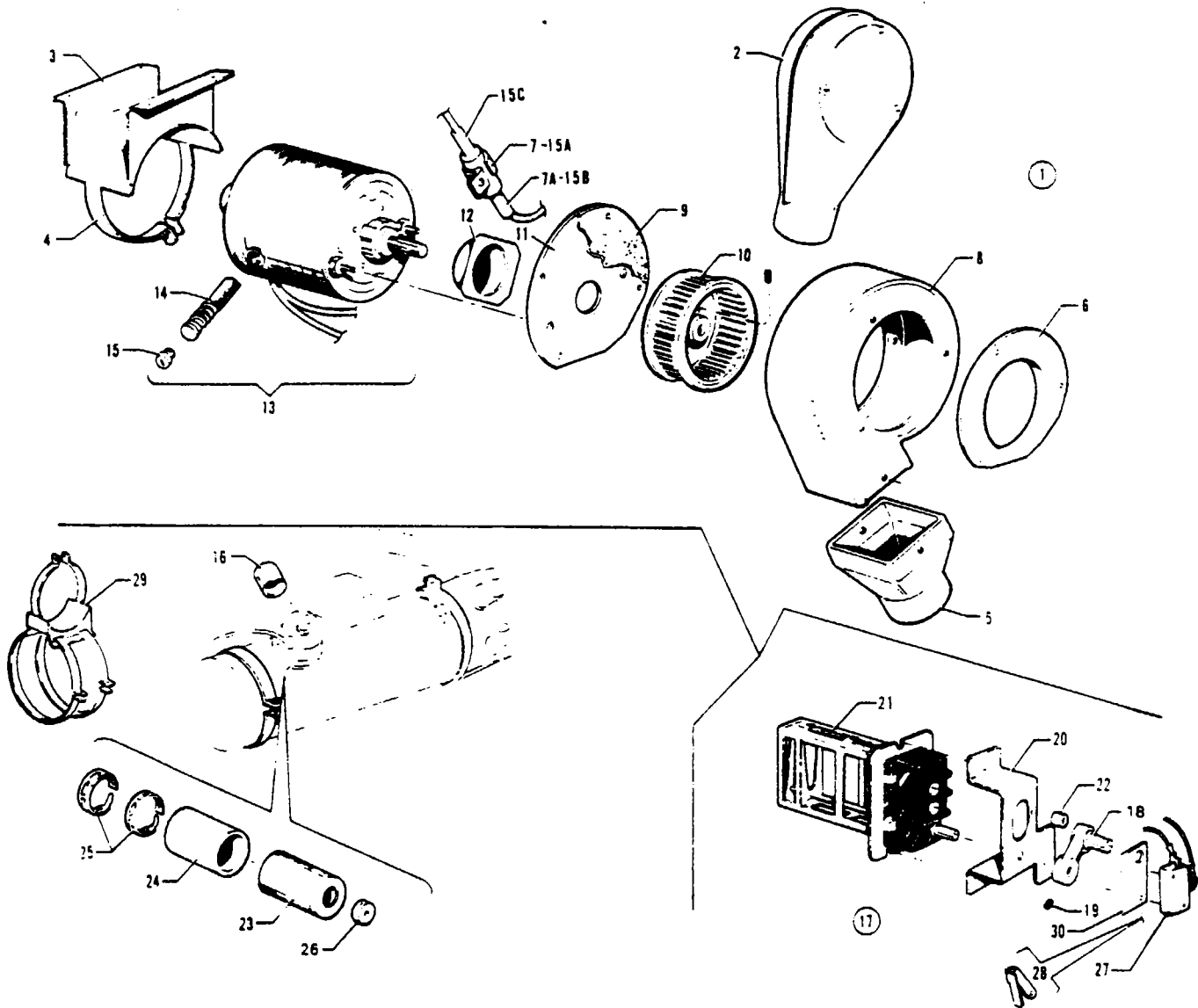


Figure 121 Heater Assembly Components

REVISED MAY 1981

3H9

PA-31-300
PA-31-310
PA-31-325

PIPER PARTS CATALOG

CODE EXPLANATIONS FOR FIGURE 121

- A - Used with Combustion Air Blower and Motor Assembly 41D07.
- B - Used with Combustion Air Blower and Motor Assembly 62D52.
- C - Used with Combustion Air Blower and Motor Assembly 89D26-1.
- D - Used on aircraft with serial numbers 31-5 to 31-7401248 inclusive and 31-7401250 to 31-7512064 inclusive. If Combustion Air Blower and Motor Assembly 41D07 has been replaced with 89D26-1, order part number 758 090.
- E - Used on aircraft with serial numbers 31-7401249, 31-7512065 and up.
- F - If Combustion Air Blower and Motor Assembly 62D52 has been replaced with 89D23-2, order part number 758 098
- G - Used with Combustion Air Blower and Motor Assembly 89D23-2

PIPER PARTS CATALOG

Figure and Index Number	Part Number	Code	NOMENCLATURE	No Req	SERIAL NUMBERS AFFECTED
121-1	753 493	D	COMBUSTION AIR BLOWER AND MOTOR ASSEMBLY - Forward heater (41D07)	1	
	758 142	F	COMBUSTION AIR BLOWER AND MOTOR ASSEMBLY - Aft heater (62D52)	1	31-5 to 31-7712012 inclusive
	758 098		COMBUSTION AIR BLOWER AND MOTOR ASSEMBLY - Aft heater (89D23-2)	1	31-7712013 and up
	758 090	E	COMBUSTION AIR BLOWER AND MOTOR ASSEMBLY - Forward heater (89D26-1)	1	
-2	752 109	A B	* ADAPTER ASSEMBLY - Blower inlet	1	
	751 332	C G	* ADAPTER ASSEMBLY - Blower inlet	1	
-3	753 494	A	* BRACKET - Motor support	1	
-4	753 963	A	* CLAMP - Motor mounting	1	
-5	751 273	A.B	* ADAPTER - Outlet	1	
-6	757 220	A B	* PLATE - Blower housing	1	
-7	757 806	A B	* CAPACITOR	1	
-7a	762 455	A B	* SLEEVE - High temperature	1	
-8	751 977	A B	* HOUSING - Blower	1	
	755 252	C G	* HOUSING - Blower inner half	1	
	755 253	C G	* HOUSING - Blower outer half	1	
-9	751 878		* GASKET - Back plate	1	
-10	751 817		* WHEEL - Combustion air blower	1	
-11	755 866	A.B	* PLATE - Back	1	
-12	756 184		* SPACER	1	
-13	753 738	A	* MOTOR ASSEMBLY - Combustion air blower	1	
	753 800	B	* MOTOR ASSEMBLY - Combustion air blower	1	
	761 608	C G	* MOTOR ASSEMBLY - Combustion air blower	1	
-14	753 391		* * BRUSH ASSEMBLY	2	
-15	753 392		* * CAP - Brush assembly	2	
-15a	758 013	C G	* * CAPACITOR	1	
-15b	762 455		* * SLEEVE - High temperature	1	
-15c	762 456		* * SLEEVE - High temperature	1	
-16	756 325		TUBE - Housing outlet	1	
-17	757 573		SWITCH ASSEMBLY - Adjustable duct (250 degrees)	1	
-18	752 367		* LEVER - Switch	1	
-19			* SCREW - (AN565D8H3)	1	
-20			* BRACKET ASSEMBLY - Switch	1	
-21	756 262		* SWITCH - Adjustable duct	1	
-22			* SPACER	1	
-23	756 187	A C	SHROUD - Fuel fitting	1	
	757 601	B	SHROUD - Fuel fitting	1	
-24	751 962		HOSE - Fuel fitting shroud	2	
-25	753 904		CLAMP - Hose	1	
-26	751 903	A C	GROMMET - (MS35489-1)	1	
		B	GROMMET - (MS35489-7S)	1	
-27	487 940		SWITCH - Micro (MS25253-2)	1	
28	46541-01		PLATE - Switch actuator	1	
-29	753 801	B G	MOUNTING - Blower support	1	
-30	53918-02		PLATE - Insulator	1	

When ordering, always specify Part Number, Description and Serial Number of Aircraft

PIPER PARTS CATALOG

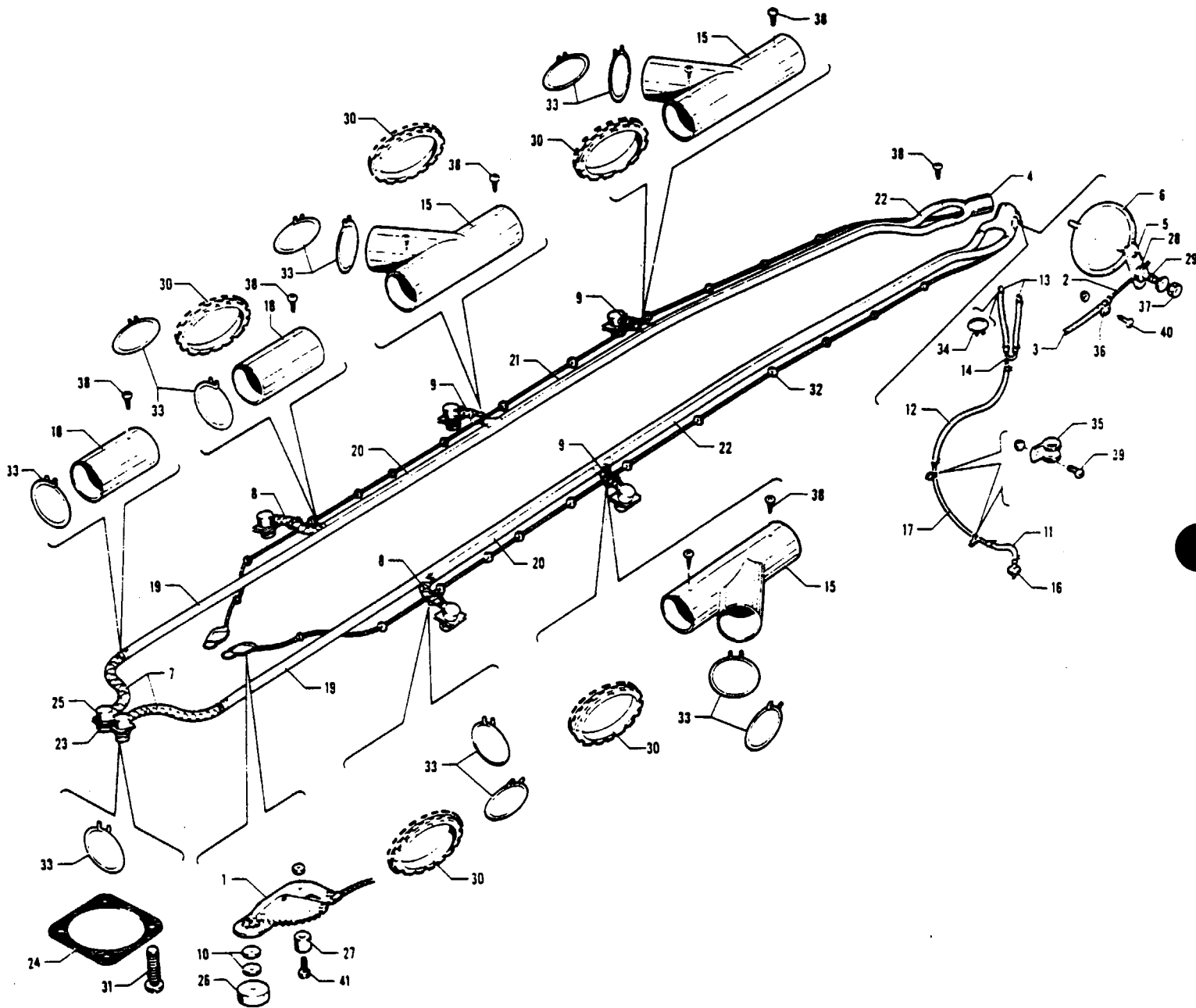


Figure 122 Ventilation System Installation
(Serial Nos 31-5 to 31-7812129 inclusive)

REVISED SEPTEMBER 1978

3H12

PA 31-300
PA 31-310
PA 31-325

PIPER PARTS CATALOG

CODE EXPLANATIONS FOR FIGURE 122

PIPER PARTS CATALOG

Figure and Index Number	Part Number	Code	NOMENCLATURE	No. Req.	SERIAL NUMBERS AFFECTED
122-	42140		DRAWING - Ventilation System Installation		
-1	31431-02		CONTROL ASSEMBLY - Converter, ventilating	2	
-2	31435-02		WIRE - Control, fresh air	2	31-5 to 31-7612110 inclusive
	31435-03		WIRE - Control, fresh air	2	31-7712001 and up
-3	22472-19		HOUSING - Control wire, fresh air	2	31-5 to 31-7612110 inclusive
	22472-27		HOUSING - Control wire, fresh air	2	31-7712001 and up
-4	31441-00		BOX ASSEMBLY - Fresh air	2	
-5	31439-00		* ARM ASSEMBLY - Valve, fresh air box	1	
-6	31440-00		* VALVE ASSEMBLY - Box, fresh air	1	
-7	22502-22		HOSE - Air duct, front	2	31-5 to 31-7612110 inclusive
	22502-62		HOSE - Air duct, front	2	31-7712001 and up
-8	22502-74		HOSE - Air duct	2	
-9	22502-75		HOSE - Air duct	3	
-10	42141-00		NUT - Control assembly, air vent	2	
-11	16633-39		HOSE - Flexible, drain	1	
-12	16633-56		HOSE - Flexible, drain	1	
-13	16633-38		HOSE - Flexible, drain	2	
-14	16632-00		TUBE ASSEMBLY - Drain connector	1	
-15	42107-00		TUBE ASSEMBLY - Air distribution	3	
-16	42138-00		TUBE ASSEMBLY - Drain	1	
-17	42139-00		TUBE - Beaded, drain	1	
-18	86142-34		TUBE - Connection, air duct	4	
-19	19790-25		TUBE - Air vent, front	2	
-20	19790-24		TUBE - Air vent, front, center	2	31-5 to 31-7612110 inclusive
	22369-27		TUBE - Air vent, front, center	2	31-7712001 and up
-21	19790-23		TUBE - Air vent, rear, center	1	31-5 to 31-7612110 inclusive
	19790-24		TUBE - Air vent, rear, center	1	31-7712001 and up
-22	19790-21		TUBE - Air vent, rear, left	1	31-5 to 31-7612110 inclusive
	13586-66		TUBE - Air vent, rear, left	1	31-7712001 and up
	19790-22		TUBE - Air vent, rear, right	1	31-5 to 31-7612110 inclusive
	22369-28		TUBE - Air vent, rear, right	1	31-7712001 and up
-23	462 001		GASPER ASSEMBLY - Gasper (10-0028-15)	7	
-24	462 002		GASKET - Gasper (11-0699-1)	7	
-25	451 863		ADAPTER ASSEMBLY - Gasper (11-0707-13)	7	
-26	571 100		KNOB - Air vent (5344J) black	2	
-27	41413-39		BUSHING - Control assembly, air vent	2	
-28	70371-02		FITTING - Control wire, air box	2	
-29	70371-03		STUD - Control wire, air box	2	
-30	189 625		GROMMET - Caterpillar, gasper (MS21266-IN) 12 3/4" L	AR	
-31	415 521		SCREW - (MS35206-231)	28	
-32	434 128		GROMMET - (MS35489-6) Control wire	26	
-33	454 805		CLAMP - Hose (SAE TY E-18)	14	
-34	454 983		CLAMP - Hose (SAE TY E-8)	8	
-35	454 929		CLAMP - (PS10017-2-4)	2	
-36	454 887		CLAMP - (PS10017-1-3)	2	
-37	81342-18		WASHER - Fitting assembly, control wire	2	
	404 392		NUT - (AN320-3)	2	
	424 051		COTTER PIN - (AN380-2-2)	2	
-38	419 956		SCREW - (6 x 3/8, Type "A", truss head)	22	
-39	411 512		SCREW - (MS35207-263)	2	
	404 887		NUT - (MS20365-1032C)	2	
-40	415 535		SCREW - (MS35206-245)	2	
	404 910		NUT - (MS20365-832C)	2	
-41	415 537		SCREW - (MS35206-247)	2	
	404 910		NUT - (MS20365-832C)	2	

When ordering, always specify Part Number, Description and Serial Number of Aircraft

PIPER PARTS CATALOG

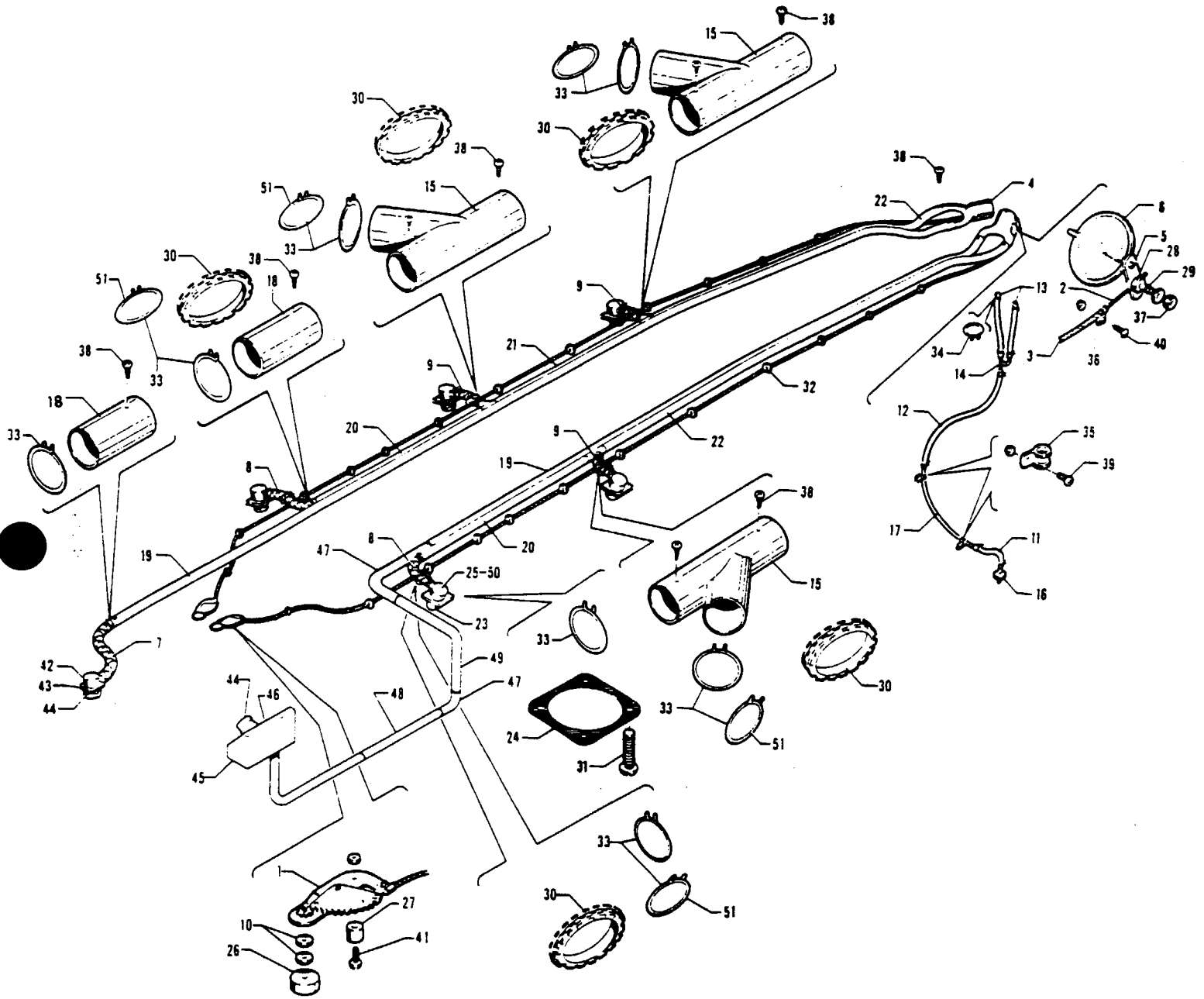


Figure 122A Ventilation System Installation
(Serial Nos 31-7912001 and up)

PIPER PARTS CATALOG

CODE EXPLANATIONS FOR FIGURE 122A

- A - Used if Pilot Door is not installed
- B - Used if Pilot Door is installed

PIPER PARTS CATALOG

Figure and Index Number	Part Number	Code	NOMENCLATURE	No. Req.	SERIAL NUMBERS AFFECTED
122A-	42140 49732		DRAWING - Ventilation System Installation DRAWING - Ventilation Modification System Installation		
-1	31431-02		CONTROL ASSEMBLY - Converter, ventilating	2	
-2	31435-02		WIRE - Control, fresh air	2	
-3	22472-19		HOUSING - Control wire, fresh air	2	
-4	31441-00		BOX ASSEMBLY - Fresh air	2	
-5	31439-00		* ARM ASSEMBLY - Valve, fresh air box	1	
-6	31440-00		* VALVE ASSEMBLY - Box, fresh air	1	
-7	22502-80	A	HOSE - Air duct, front	2	31-7912001 to 31-8112042 incl
	22502-62	A	HOSE - Air duct, front	2	31-8112043 and up
	22502-80	B	HOSE - Air duct, front, right	1	31-7912001 to 31-8112042 incl
	22502-62	B	HOSE - Air duct, front, right	1	31-8112043 and up
-8	22502-74		HOSE - Air duct	2	31-7912001 to 31-7912087 incl
	22502-08		HOSE - Air duct	2	31-7912088 and up
-9	22502-75		HOSE - Air duct	3	31-7912001 to 31-7912087 incl
	56952-16		HOSE - Air duct	3	31-7912088 and up
-10	42141-00		NUT - Control assembly, air vent	2	
-11	16633-39		HOSE - Flexible, drain	1	
-12	16633-56		HOSE - Flexible, drain	1	
-13	16633-38		HOSE - Flexible, drain	2	
-14	16632-00		TUBE ASSEMBLY - Drain connector	1	
-15	42107-00		TUBE ASSEMBLY - Air distribution	3	
-16	42138-00		TUBE ASSEMBLY - Drain	1	
-17	42139-00		TUBE - Beaded, drain	1	
-18	86142-34	A	TUBE - Connection, air duct	4	
	86142-34	B	TUBE - Connection, air duct	3	
-19	80006-47	A	TUBE - Air vent, front	2	
	80006-47	B	TUBE - Air vent, front, right	1	
	80006-48	B	TUBE - Air vent, front, left	1	
-20	22369-27		TUBE - Air vent, front, center	2	
-21	19790-24		TUBE - Air vent, rear, center	1	
-22	13586-66		TUBE - Air vent, rear, left	1	
	22369-28		TUBE - Air vent, rear, right	1	
-23	462 001		GASPER ASSEMBLY - Gasper (10-0028-15)	5	31-7912001 to 31-8112042 incl
-24	462 002		GASKET - Gasper (11-0699-1)	5	31-7912001 to 31-8112042 incl
-25	451 863		ADAPTER ASSEMBLY - Gasper (11-0707-13)	5	31-7912001 to 31-8112042 incl
-26	571 100		KNOB - Air vent (5344J) black	2	
-27	41413-39		BUSHING - Control assembly, air vent	2	
-28	70371-02		FITTING - Control wire, air box	2	
-29	70371-03		STUD - Control wire, air box	2	
-30	189 625		GROMMET - Caterpillar, gasper (MS21266-1N) 12 3/4" L	AR	
-31	415 521		SCREW - (MS35206-231)	20	31-7912001 to 31-8112042 incl
-32	434 128		GROMMET - (MS35489-6) Control wire	26	
-33	454 805	A	CLAMP - Hose (SAE-TY E-16)	14	31-7912001 to 31-7912087 incl
	454 805	A	CLAMP - Hose (SAE-TY E-16)	9	31-7912088 and up
	454 805	B	CLAMP - Hose (SAE-TY E-16)	13	31-7912001 to 31-7912087 incl
	454 805	B	CLAMP - Hose (SAE-TY E-16)	8	31-7912088 and up
-34	454 983		CLAMP - Hose (SAE-TY E-8)	8	
-35	454 929		CLAMP - (PS10017-2-4)	2	
-36	454 887		CLAMP - (PS10017-1-3)	2	
-37	81342-18		WASHER - Fitting assembly, control wire	2	
	404 392		NUT - (AN320-3)	2	
	424 051		COTTER PIN - (AN380-2-2)	2	
-38	419 956		SCREW - (6 x 3/8, Type "A", truss head)	22	

When ordering, always specify Part Number, Description and Serial Number of Aircraft

PIPER PARTS CATALOG

Figure and Index Number	Part Number	Code	NOMENCLATURE	No. Req.	SERIAL NUMBERS AFFECTED
122A-39	411 512		SCREW - (MS35207-263)	2	
	404 887		NUT - (MS20365-1032C)	2	
-40	415 535		SCREW - (MS35206-245)	2	
	404 910		NUT - (MS20365-832C)	2	
-41	415 537		SCREW - (MS35206-247)	2	
	404 910		NUT - (MS20365-832C)	2	
-42	49752-02	A	BOX ASSEMBLY - Ventilator, left	1	31-7912001 to 31-8112042 incl
	49752-03		BOX ASSEMBLY - Ventilator, right	1	31-7912001 to 31-8112042 incl
-43	49728-02	A	BRACKET ASSEMBLY - Gasper mount, left	1	31-7912001 to 31-8112042 incl
	49728-03		BRACKET ASSEMBLY - Gasper mount, right	1	31-7912001 to 31-8112042 incl
-44	492 203		VALVE ASSEMBLY - (2541)	2	31-7912001 to 31-8112042 incl
	479 450		OUTLET ASSEMBLY - Air (2564)	2	31-8112043 and up
-45	55933-08	B	BOX ASSEMBLY - Ventilation air, left	1	
-46	55877-02	B	COVER ASSEMBLY - Air and ash tray, left	1	31-7912001 to 31-7912124 incl
	55877-04	B	COVER ASSEMBLY - Air and ash tray, left	1	31-8012001 and up
-47	49760-02	B	TUBE - Ventilating air, left	2	
-48	13586-78	B	TUBE - Plastic, left	1	
-49	13586-72	B	TUBE - Plastic, left	1	
-50	472 616		ESCUTCHEON ASSEMBLY - (2930)	5	31-8112043 and up
-51	554 552		CLAMP - Hose (PS10017-23-10)	5	31-7912088 and up

When ordering, always specify Part Number, Description and Serial Number of Aircraft

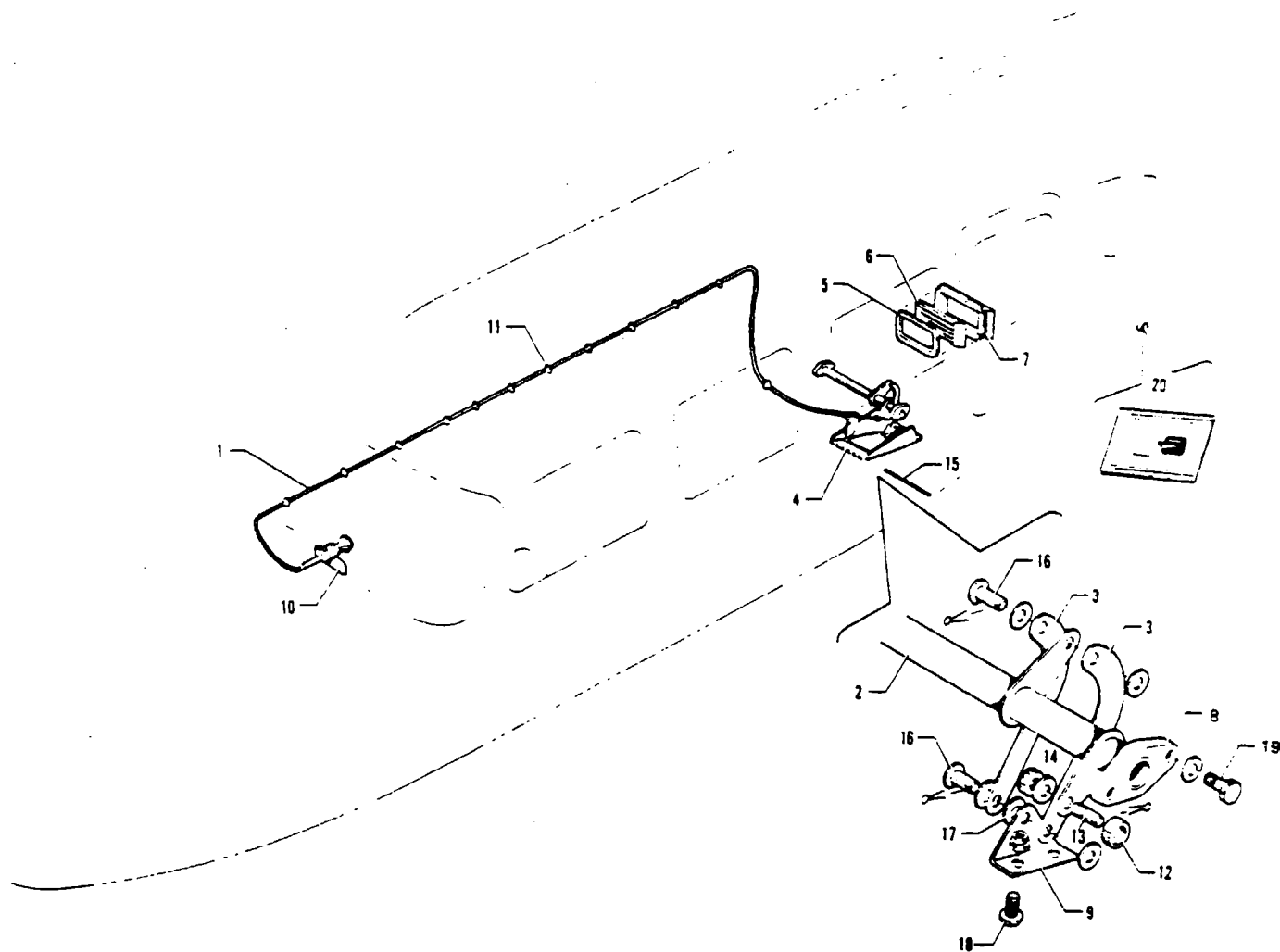


Figure 123. Cabin Exhaust Vent Installation

PIPER PARTS CATALOG

CODE EXPLANATIONS FOR FIGURE 123



PIPER PARTS CATALOG

Figure and Index Number	Part Number	Code	NOMENCLATURE	No. Req.	SERIAL NUMBERS AFFECTED
123-	43827		DRAWING - Cabin Exhaust Vent Installation		
-1	43866-02		CABLE ASSEMBLY - Control, cabin exhaust vent	1	31-5 to 31-7912059 incl
	43866-04		CABLE ASSEMBLY - Control, cabin exhaust vent	1	31-7912060 and up
-2	43782-00		ROD ASSEMBLY - Torque, cabin vent door	1	
-3	43781-00		ARM - Control, cabin vent door	2	
-4	43778-00		DOOR ASSEMBLY - Cabin vent	1	
-5	43625-00		RETAINER - Carpet	1	
-6	43822-00		GRILL - Ventilating fan	1	
-7	43834-00		BRACKET ASSEMBLY - Grill attachment	1	
-8	41820-00		BEARING - Torque tube	2	
-9	41804-02		ANGLE - Cabin vent door	1	
-10	43854-00		PLACARD - Cabin exhaust	1	
-11	434 129		GROMMET - (AN931-5-9)	12	
-12	70371-02		FITTING - Swivel	1	
-13	70371-03		STUD - Swivel	1	
-14	81342-19		WASHER - Swivel fitting	1	
	404 392		NUT - (AN320-3)	1	
	424 051		COTTER PIN - (AN380-2-2)	1	
-15	86092-92		PIN - Cabin vent door	1	
-16	424 171		PIN - (AN393-7)	2	
	407 584		WASHER - (AN960-10L)	4	
	424 051		COTTER PIN - (AN380-2-2)	2	
-17	407 584		WASHER - (AN960-10L)	AR	
-18	415 533		SCREW - (MS35206-243)	2	
	404 910		NUT - (MS20365-832C)	2	
-19	401 307		BOLT - (AN4-4A)	4	
	407 044		WASHER - (MS35338-44)	4	
-20	43996-00		KIT ASSEMBLY - Ventilation fan cover	1	

When ordering, always specify Part Number, Description and Serial Number of Aircraft

PIPER PARTS CATALOG

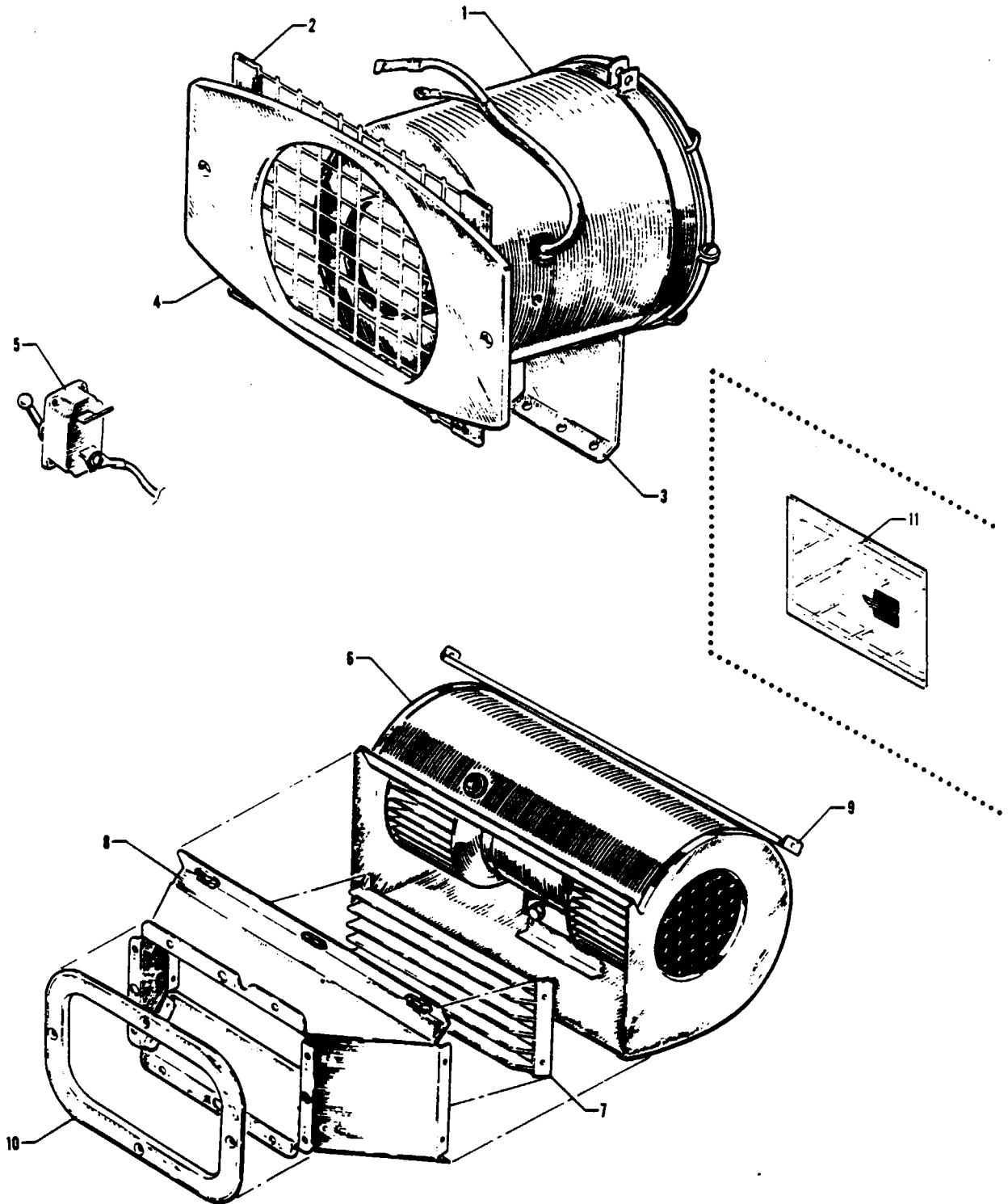


Figure 124. Ground Ventilation Fan Installation

PIPER PARTS CATALOG

CODE EXPLANATIONS FOR FIGURE 124

- A - Used with Joy Fan Assembly only.
- B - Used with Nordic Fan Assembly and Dukes Fan Assembly only.
- C - Used with Nordic Fan Assembly with serial numbers 31-5 to 31-88 inclusive, and Joy Fan Assembly.

PIPER PARTS CATALOG

Figure and Index Number	Part Number	Code	NOMENCLATURE	No. Req.	SERIAL NUMBERS AFFECTED
124-	43524	A	DRAWING - Ground Ventilation Fan Installation		
	43642	B	DRAWING - Ground Ventilation Fan Installation		
-1	43530-00		FAN ASSEMBLY - Ventilation (Joy AVR45-30D714)	1	
-2	43528-00	A	GRILL ASSEMBLY - Ventilation fan	1	
-3	43523-00	A	SUPPORT ASSEMBLY - Ventilation fan	1	
-4	43545-00	A	COVER - Ventilation fan	1	
-5	487 914		SWITCH - (D7270-1-5)	1	31-5 to 31-7512010 inclusive
	587 988		SWITCH - (D7270-1-7½)	1	31-7512011 to 31-7812129 incl
	454 677		SWITCH - (PS50120-3-10) 7 5 amp	1	31-7912001 and up
-6	452 959		FAN - Ventilation (Dukes 1163-00-1)	1	
-7	43822-00	B	GRILL ASSEMBLY - Ventilating fan (463 365)	1	
-8	43630-00	B	DUCT ASSEMBLY - Ventilating fan	1	
-9	43624-00	B	CHANNEL - Blower support	1	
-10	43856-00	B	RETAINER - Carpet	1	31-5 to 31-88 inclusive
	43625-00	B	RETAINER - Carpet	1	31-89 and up
-11	43996-00	B	KIT ASSEMBLY - Ventilation fan cover	1	
	43996-02	C	KIT ASSEMBLY - Ventilation fan cover	1	

When ordering, always specify Part Number, Description and Serial Number of Aircraft

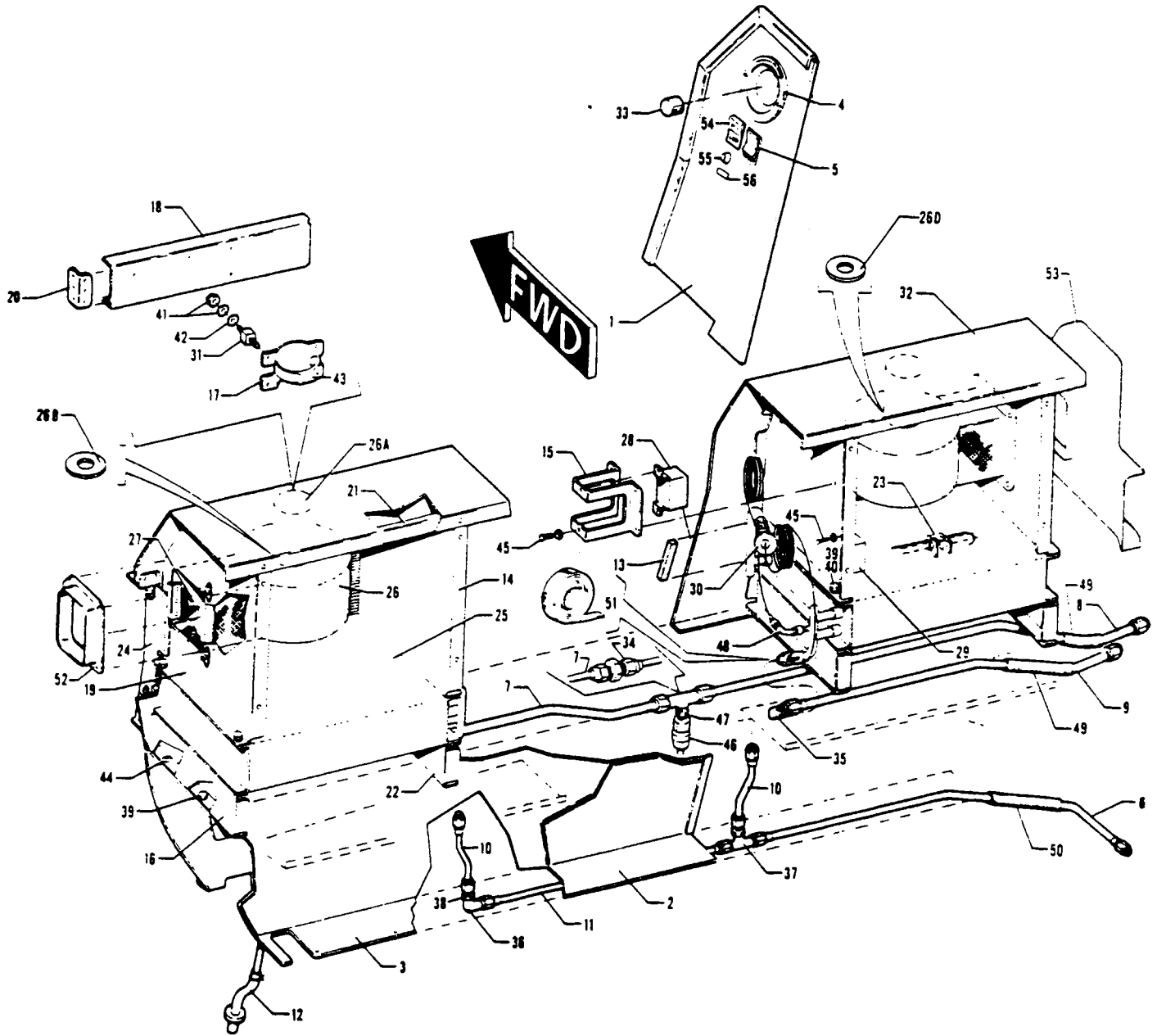


Figure 25 Air Conditioner Evaporator Installation

PIPER PARTS CATALOG

CODE EXPLANATIONS FOR FIGURE 125

- A - Serial number of aircraft must be supplied when ordering this part
- B - No longer available Order complete blower assembly, part number 453 009 (Dukes, Inc #1482-00-3) or part number 453 010 (Dukes, Inc #1483-00-3), as a replacement If blower assembly, part number 453 009 or part number 453 010, has previously been installed, order Blower Motor Replacement Kit 764 382 only
- C - Also used on aircraft with serial numbers 31-8012001 to 31-8212008 inclusive if blower assembly, part number 453 009 (Dukes, Inc #1482-00-3) or part number 453 010 (Dukes, Inc #1483-00-3) has been installed
- D - No longer available Order (1) Recirculation Fans Replacement Kit 764 416L as a replacement (NOTE One Kit 764 416L replaces both 452 983 and 452 984 blower assemblies at the same time) If Recirculation Fans Replacement Kit 764 416L has previously been installed, order new blower assembly listed for serial numbers 31-8012001 and up as desired
- E - Order part for serial numbers 31-8012001 and up if two speed recirculation fans are installed
- F - Used on aircraft with serial numbers 31-660, 31-712 to 31-7812129 inclusive if Recirculation Fans Replacement Kit 764 416 has been installed

PIPER PARTS CATALOG

Figure and Index Number	Part Number	Code	NOMENCLATURE	No. Req.	SERIAL NUMBERS AFFECTED
125-	44913		DRAWING - Air Conditioner Evaporator Installation		
-1	44942-00		PANEL ASSEMBLY - Evaporator trim, left	1	31-660, 31-712 to 31-7612110 inclusive
	55311-02		PANEL ASSEMBLY - Evaporator trim, left	1	31-7712001 to 31-7812129 incl
	55311-05		PANEL ASSEMBLY - Evaporator trim, left	1	31-7912001 and up
	44942-01		PANEL ASSEMBLY - Evaporator trim, right	1	31-660, 31-712 to 31-7612110 inclusive
	55311-03		PANEL ASSEMBLY - Evaporator trim, right	1	31-7712001 to 31-7812129 incl
	55311-04		PANEL ASSEMBLY - Evaporator trim, right	1	31-7912001 and up
-2	44910-00		PLATE ASSEMBLY - Spar cover access, complete	1	
-3	44911-00	A	COVER ASSEMBLY - Wing spar, complete	1	31-660, 31-712 to 31-7612110 inclusive
	44911-07	A	COVER ASSEMBLY - Wing spar, complete	1	31-7712001 and up
-4	44824-00		RETAINER - Air conditioning control	1	31-660, 31-712 to 31-7612110 inclusive
	44824-02		RETAINER - Air conditioning control	1	31-7712001 and up
-5	47664-06		SWITCH - (TIGM54-1F-WH) D P D T	1	31-660, 31-712 to 31-7812129 incl
-6	44837-00		LINE ASSEMBLY - Freon	1	
-7	44855-00		LINE ASSEMBLY - Freon	1	31-660, 31-712 to 31-8012088 incl
	71552-02		LINE ASSEMBLY - Freon	1	31-8012089 and up
-8	44856-00		LINE ASSEMBLY - Freon	1	
-9	44857-00		LINE ASSEMBLY - Freon	1	
-10	44908-00		LINE ASSEMBLY - Freon	2	
-11	80024-05		LINE ASSEMBLY - Freon	1	
-12	22369-11		TUBE - Plastic	2	
-13	41864-43		PLATES - Rectangular	2	
-14	44813-00	E	BULKHEAD ASSEMBLY - Evaporator module, inboard, left	1	31-660, 31-712 to 31-7912124 inclusive
	44813-04		BULKHEAD ASSEMBLY - Evaporator module, inboard, left	1	31-8012001 and up
	44813-01	E	BULKHEAD ASSEMBLY - Evaporator module, inboard, right	1	31-660, 31-712 to 31-7912124 inclusive
	44813-05		BULKHEAD ASSEMBLY - Evaporator module, inboard, right	1	31-8012001 and up
-15	44815-00		BRACKET - Temperature control mounting, right	1	
-16	44822-02		CHANNEL ASSEMBLY - Evaporator module, outboard, left	1	
	44822-03		CHANNEL ASSEMBLY - Evaporator module, outboard, right	1	
-17	44828-00	E	BRACKET - Fan motor support	2	31-660, 31-712 to 31-7912124 inclusive
	71055-02		BRACKET - Fan motor support	2	31-8012001 and up
-18	44829-00	E	BRACKET - Fan motor support	2	31-660, 31-712 to 31-7912124 inclusive
	44829-02		BRACKET - Fan motor support	2	31-8012001 and up
-19	44830-00	E	BULKHEAD ASSEMBLY - Evaporator module, outboard, left	1	31-660, 31-712 to 31-7812033 inclusive
	44830-04	E	BULKHEAD ASSEMBLY - Evaporator module, outboard, left	1	31-7812034 to 31-7912124 incl.
	44830-08		BULKHEAD ASSEMBLY - Evaporator module, outboard, left	1	31-8012001 and up
	44830-01	E	BULKHEAD ASSEMBLY - Evaporator module, outboard, right	1	31-660, 31-712 to 31-7812033 inclusive
	44830-05	E	BULKHEAD ASSEMBLY - Evaporator module, outboard, right	1	31-7812034 to 31-7912124 incl
	44830-09		BULKHEAD ASSEMBLY - Evaporator module, outboard, right	1	31-8012001 and up

When ordering, always specify Part Number, Description and Serial Number of Aircraft

PIPER PARTS CATALOG

Figure and Index Number	Part Number	Code	Nomenclature	No. Req.	Serial Numbers Affected
125-20	44835-00		ANGLE - Fan motor bracket attachment, left	1	
	44835-01		ANGLE - Fan motor bracket attachment, right	1	
-21	44839-00		ANGLE - Evaporator module, left	1	
	44839-01		ANGLE - Evaporator module, right	1	
-22	44840-00		CHANNEL - Evaporator module, inboard, left	1	
	44840-00		CHANNEL - Evaporator module, inboard, right	1	
-23	44843-00		FASTENER - Evaporator line, right	2	
-24	44850-00	E	BRACKET ASSEMBLY - Side panel support, left	1	31-660, 31-712 to 31-7912124 inclusive
	44850-04		BRACKET ASSEMBLY - Side panel support, left	1	31-8012001 and up
	44850-01	E	BRACKET ASSEMBLY - Side panel support, right	1	31-660, 31-712 to 31-7912124 inclusive
	44850-05		BRACKET ASSEMBLY - Side panel support, right	1	31-8012001 and up
-25	44895-00		EVAPORATOR ASSEMBLY - Complete, left	1	31-660, 31-712 to 31-7512059 incl.
	44895-02		EVAPORATOR ASSEMBLY - Complete, left	1	31-7512060 and up
	44895-01		EVAPORATOR ASSEMBLY - Complete, right	1	31-660, 31-712 to 31-7512059 incl
	44895-03		EVAPORATOR ASSEMBLY - Complete, right	1	31-7512060 and up
-26	452 983	D	BLOWER ASSEMBLY - Ventilating, left	1	31-660, 31-712 to 31-7912124 inclusive
	73652-02		BLOWER ASSEMBLY - Ventilating, left	1	31-8012001 and up
	452 984	D	BLOWER ASSEMBLY - Ventilating, right	1	31-660, 31-712 to 31-7912124 incl
	73652-03		BLOWER ASSEMBLY - Ventilating, right	1	31-8012001 and up
-26a	475 214	B	* MOTOR - Blower, right (F0017249FT)	1	31-8012001 to 31-8212008 incl
	475 213	B	* MOTOR - Blower, left (F0017248FT)	1	31-8012001 to 31-8212008 incl
	764 382	C	* KIT - Blower motor replacement, left and right	1	31-8212009 and up
-26b	755105	C	* GASKET - Vibraton (1483-30-1)	1	31-8212009 and up
-27	44917-00		DUCT ASSEMBLY - Blower, ventilating	2	31-660, 31-712 to 31-7812033 incl
	49248-02		DUCT ASSEMBLY - Blower, ventilating	2	31-7812034 to 31-8112008 incl
	72098-02		DUCT ASSEMBLY - Blower, ventilating	2	31-8112009 and up
-28	74061-02		SWITCH ASSEMBLY - Temperature control	1	
-29	44903-00		SWITCH ASSEMBLY - Temperature control	1	31-660, 31-712 to 31-7912032 incl.
	74051-02		SWITCH ASSEMBLY - Temperature control	1	31-7912033 and up
-30	492 192		VALVE - (226EFNP35)	1	
-31	475 170		MOUNT - (J7219-2)	4	
-32	44901-02		COVER - Module assembly, evaporator, left	1	
	44901-03		COVER - Module assembly, evaporator, right	1	
-33	571 124		KNOB - Bar (108)	1	
-34	47651-00		TEE - Freon (Special)	1	31-660, 31-712 to 31-8012088 incl.
	491 053		UNION - Freon (AN815-8D)	1	31-8012089 and up
-35	458 881		ELBOW - (AN821-8D) 90 degrees	2	
-36	458 901		ELBOW - (AN833-6D) 90 degrees	1	
-37	488 471		TEE - (AN834-6D)	1	
-38	477 620		NUT - (AN924-6D)	2	
	407 678		WASHER - (AN960-C616)	2	

When ordering, always specify Part Number, Description, and Serial Number of Aircraft

PIPER PARTS CATALOG

Figure and Index Number	Part Number	Code	NOMENCLATURE	No Req.	SERIAL NUMBERS AFFECTED
125-39	400 437		BOLT - (AN3-3A)	14	
-40	407 135		WASHER - Lock (AN936-A10)	8	
-41	407 563		WASHER - (AN960-8)	16	
	404 910		NUT - (MS20365-832C)	8	
-42	407 583		WASHER - (AN960-8L)	4	
-43	554 988		CLAMP - (QS200M36S)	1	
-44	415 535		SCREW - (MS35206-243)	2	
-45	415 535		SCREW - (MS35206-243)	4	
	407 134		WASHER - Lock (AN936-A8)	4	31-660, 31-712 to 31-7912032 incl
	407 134		WASHER - (AN936-A8)	2	31-7912033 and up
	404 833		NUT - (MS20364-832C)	2	31-7912033 and up
-46	588 018		SWITCH - Lower freon pressure (20PS000FC040K01D)	1	31-660, 31-712 to 31-8012088 incl
-47	460 682		CONNECTOR - Male (48 x 4)	1	31-660, 31-712 to 31-8012088 incl
-48	558 899		ELBOW - Union (155F-4)	2	
-49	82371-114		HOSE - Flexible	2	
-50	80007-04		HOSE - Flexible	1	
-51	189 777		TAPE - Insulating 1/8" x 2" (30' roll)	AR	
-52	71583-02		DUCT - Blower, ventilating, left	1	31-8112009 and up
	71583-03		DUCT - Blower, ventilating, right	1	31-8112009 and up
-53	71588-02		DUCT - Connector, air conditioning, left	1	31-8112009 and up
	71588-03		DUCT - Connector, air conditioning, right	1	31-8112009 and up
-54	56953-06	F	SWITCH - Fan "Hi-Low"	1	
-55	465 256	F	FUSEHOLDER - (HKP-GG)	1	
	461 623	F	FUSE - (AGC-5)	1	
-56	71214-02	F	PLACARD - Nacelle scoop	1	

When ordering, always specify Part Number Description and Serial Number of Aircraft

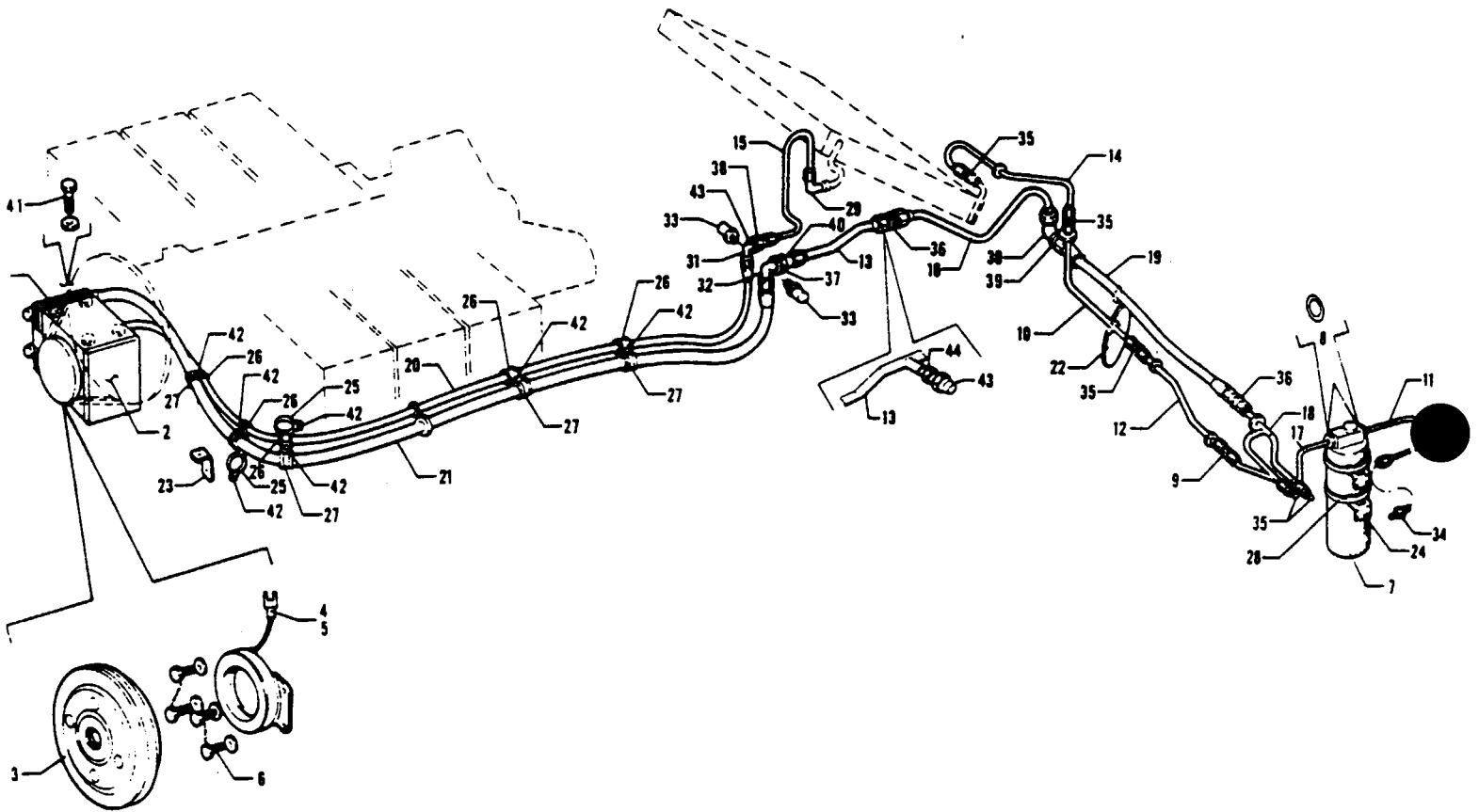


Figure 126 Air Conditioning Freon System Installation

PIPER PARTS CATALOG

CODE EXPLANATIONS FOR FIGURE 126

A - See Piper Service Spares Letter 408.

Revised. February 18, 1994

PIPER PARTS CATALOG

Figure and Index Number	Part Number	Code	Nomenclature	No. Req.	Serial Numbers Affected
126-	52066		DRAWING - Freon System Installation		
-1	46334-00		COMPRESSOR ASSEMBLY - Freon (complete)	1	
-2	47854-00		* COMPRESSOR - Freon	1	
-3	46336-00		* CLUTCH ASSEMBLY - Magnetic	1	
	764 787	A	* COIL - Compressor clutch (13928)	1	
-4	488 478		* TERMINAL - (1189 ATL)	1	
-5	581 482		* PLUG - (1619P)	1	
-6	401 919		* BOLT- (MS20074-04-04)	4	
	80122-123		* WASHER	4	
-7	456 622		DEHYDRATOR ASSEMBLY - (3046236)	1	
-8	484 794		O-RING - (2-11C147-7)	2	
-9	484 359		REDUCER - (AN919-12D)	1	
-10	44831-00		LINE ASSEMBLY - Freon	1	
-11	44836-00		LINE ASSEMBLY - Freon	1	
-12	44838-00		LINE ASSEMBLY - Freon	1	
-13	44863-00		LINE ASSEMBLY - Freon	1	31-660, 31-712 to 31-8012087 incl. 31-8012088 and up
	71550-02		LINE ASSEMBLY - Freon	1	
-14	44866-00		LINE ASSEMBLY - Freon	1	
-15	44888-00		LINE ASSEMBLY - Freon	1	
-16	44896-00		LINE ASSEMBLY - Freon	1	
-17	44967-00		LINE ASSEMBLY - Freon	1	
-18	52472-00		LINE ASSEMBLY - Freon	1	
-19	56200-02		HOSE ASSEMBLY - Flexible	1	
-20	56200-03		HOSE ASSEMBLY - Flexible	1	
-21	56200-04		HOSE ASSEMBLY - Flexible	1	
-22	40468-02		PLATE - Cover	1	
-23	42115-00		BRACKET - Support	1	
-24	44833-02		BRACKET - Receiver dehydrator mounting	2	
-25	52104-00		CLAMP ASSEMBLY - Hose support	2	
-26	454 868		CLAMP - (PS10017-2-12)	5	
-27	554 775		CLAMP - (PS10017-2-15)	5	
-28	554 927		CLAMP - (TY F-48)	2	
-29	458 881		ELBOW- (AN821-8D)	1	
-30	458 852		ELBOW - (AN833-12D)	1	
-31	52097-02		ELBOW- Special	1	
-32	52097-03		ELBOW- Special	1	
-33	460 574		FITTING - Service valve (VU1-4A)	2	
-34	491 052		UNION - (AN815-6D)	1	
-35	491 053		UNION - (AN815-8D)	5	
-36	491 073		UNION - (AN815-12D)	2	
-37	477 737		NUT - (AN924-12)	1	
-38	477 691		NUT- (AN924-8)	1	
	407 573		WASHER - (AN960- : 6)	1	
-39	477 738		NUT - (AN924-12D)	1	
-40	407 576		WASHER - (AN960-1716)	1	
-41	418 757		SCREW - Cap (MS90728-62)	4	
	407 046		WASHER - (MS35338-46)	4	
-42	411 532		SCREW - (MS35207-263)	7	
	404 887		NUT - (MS20365-1032C)	7	
-43	588 018		SWTCH - Lower freon pressure (20PS000FC040K010D)	1	31-8012088 and up
-44	460 682		FITTING - Male (48 X 4)	1	31-8012088 and up

When ordering, always specify Part Number, Description, and Serial Number of Aircraft

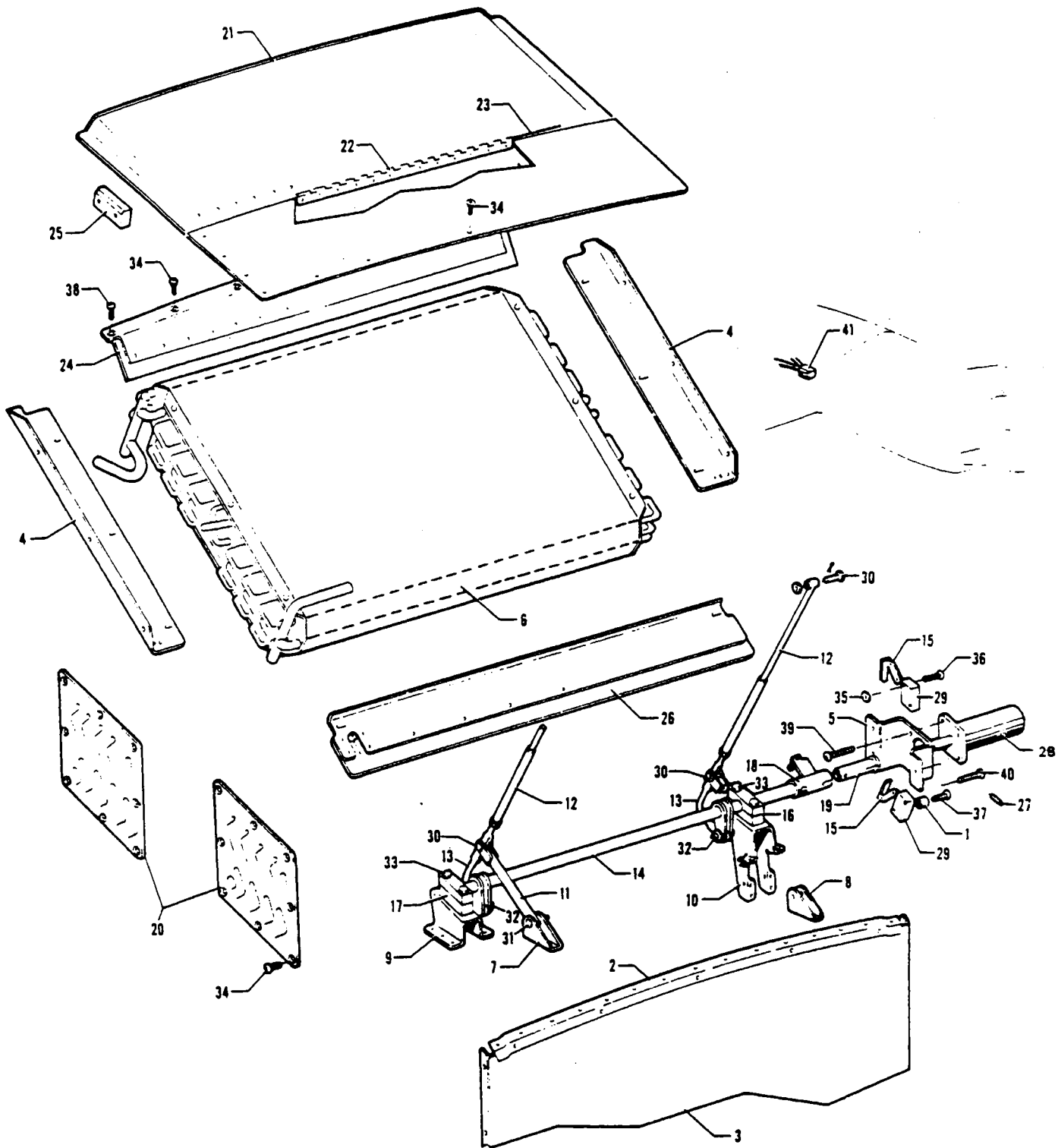


Figure 127 Air Conditioning Condenser and Scoop Installation

PIPER PARTS CATALOG

CODE EXPLANATIONS FOR FIGURE 127

PIPER PARTS CATALOG

Figure and Index Number	Part Number	Code	NOMENCLATURE	No. Req.	SERIAL NUMBERS AFFECTED
127-	52065		DRAWING - Condenser and Scoop Equipment Installation		
-1	41413-46		BUSHING - Condenser and scoop motor bracket	2	
-2	44803-03		ANGLE ASSEMBLY - Nacelle center (Sta 136 75)	1	
-3	44803-04		BULKHEAD - Nacelle center (Sta 136 75)	1	
-4	44851-00		BRACKET ASSEMBLY - Condenser (inboard)	1	
	44851-01		BRACKET ASSEMBLY - Condenser (outboard)	1	
-5	44859-00		BRACKET - Scoop torque tube motor	1	
-6	44860-00		CONDENSER ASSEMBLY - Complete	1	
-7	44990-02		BRACKET - Scoop mechanism swivel	1	
-8	44990-03		BRACKET - Scoop mechanism swivel	1	
-9	44992-00		BRACKET ASSEMBLY - Torque tube inboard	1	
-10	44993-00		BRACKET ASSEMBLY - Torque tube outboard	1	
-11	44994-00		TUBE ASSEMBLY - Scoop mechanism swivel	2	
-12	44995-00		ARM ASSEMBLY - Condenser scoop actuating	2	
-13	49313-02		ARM - Condenser scoop, lower actuating	2	
-14	44997-00		TUBE ASSEMBLY - Scoop torque	1	
-15	46541-01		PLATE - Switch actuator	2	
-16	47819-00		BLOCK - Torque tube bearing	1	
-17	47820-00		BLOCK - Torque tube bearing	1	
-18	47821-04		SLEEVE ASSEMBLY - Scoop torque tube	1	
-19	47830-00		BUSHING - Scoop torque tube	2	
-20	52001-00		OUTLET - Condenser air (inboard)	2	
	52001-01		OUTLET - Condenser air (outboard)	2	
-21	52050-00		SCOOP ASSEMBLY - Condenser air inlet (complete)	1	
-22	52046-00		HINGE - Condenser scoop assembly	2	
-23	86092-98		PIN - Condenser scoop assembly	1	
-24	52052-00		BAFFLE ASSEMBLY - Condenser	1	
-25	52056-00		RUB BLOCK - Condenser scoop	2	
-26	52070-00		SEAL ASSEMBLY - Condenser	1	
-27	86092-96		PIN - Torque tube	1	
-28	475 198		MOTOR - (317A246)	1	
-29	487 804		SWITCH - (MS25253-1)	2	
-30	424 177		PIN - (MS20392-2C17)	4	
	407 564		WASHER - (AN960-10)	4	
	424 051		COTTER PIN - (MS24665-132)	4	
-31	424 182		PIN - (MS20392-2C27)	2	
	407 564		WASHER - (AN960-10)	2	
	424 051		COTTER PIN - (MS24665-132)	2	
-32	424 173		PIN - (MS20392-2C9)	2	
	407 564		WASHER - (AN960-10)	2	
	424 051		COTTER PIN - (MS24665-132)	2	
-33	400 444		BOLT - (AN3-13A)	4	
-34	414 779		SCREW - (MS24693-S49)	54	
-35	407 561		WASHER - (AN960-4)	2	
-36	415 509		SCREW - (MS35206-219)	2	
	407 040		WASHER - Lock (MS35338-40)	2	
	404 596		NUT - (MS20341-4S)	2	
-37	415 510		SCREW - (MS35206-220)	2	
	407 040		WASHER - (MS35338-40)	2	
	404 596		NUT - (MS20341-4S)	2	
-38	414 763		SCREW - (MS24693-S50)	2	
-39	415 505		SCREW - (MS35206-215)	4	
	404 908		NUT - (MS20365-440C)	4	
-40	411 530		SCREW - (MS35207-261)	3	
-41	44972-00		RELAY ASSEMBLY - Nacelle scoop	1	

When ordering, always specify Part Number, Description and Serial Number of Aircraft

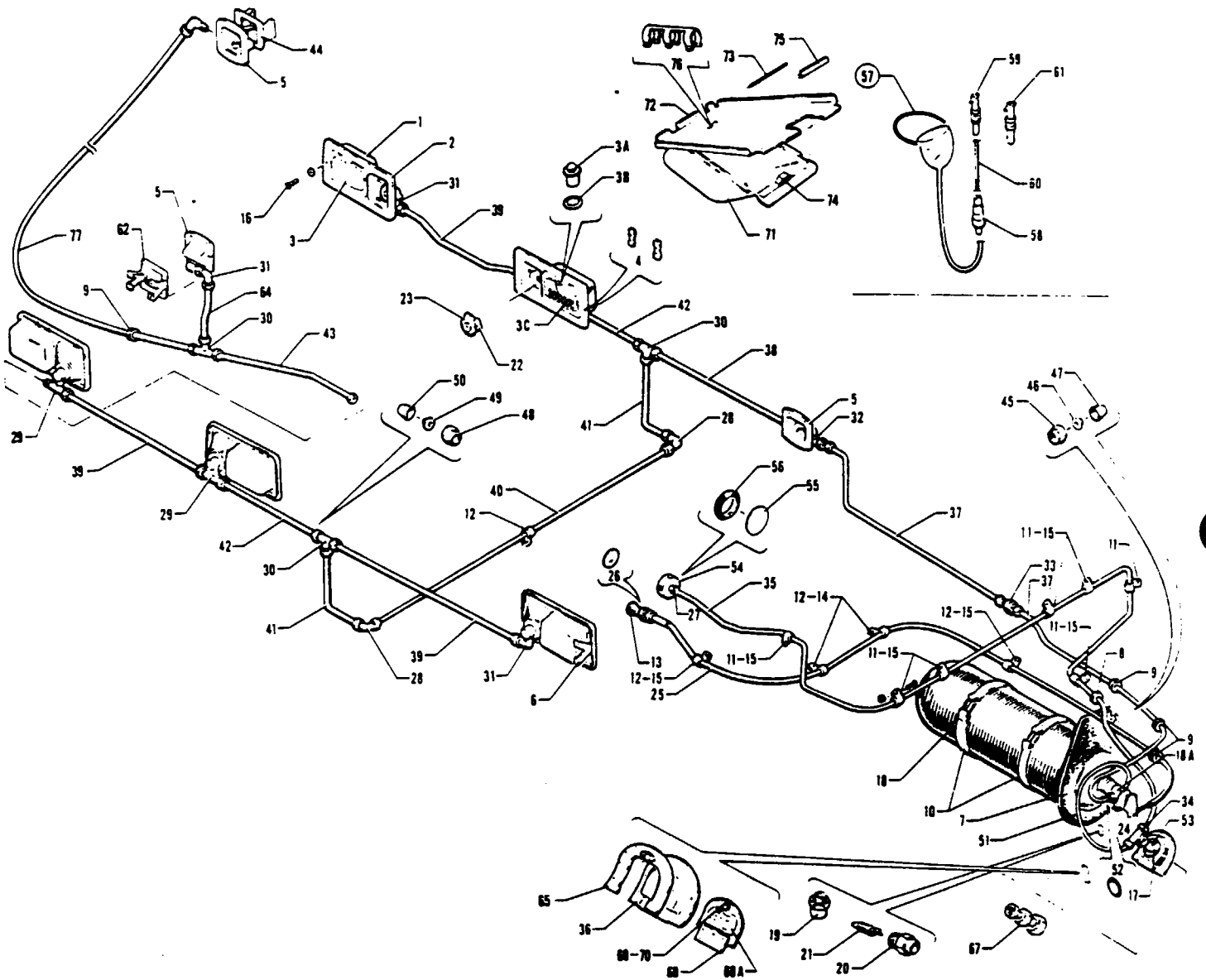


Figure 128. Oxygen System Installation
 (Refer to Code "A" on code page for effectivity.)

PIPER PARTS CATALOG

CODE EXPLANATIONS FOR FIGURE 128

- A - Used on airplanes with serial numbers 31-5 to 31-900 inclusive if air conditioning is not installed Refer to Figure 129 if air conditioning is installed on airplanes with serial numbers 31-752 and up
- B - Nuts and ferrules supplied with fitting
- C - Used if ground ventilation fan is installed
- D - Used if ground ventilation fan is not installed
- E - No longer available Order mask assembly part number 474 111 or part number 479 445 or part number 753 743
- F - Used if Boom Mike is installed
- G - Used if Boom Mike is not installed

PIPER PARTS CATALOG

Figure and Index Number	Part Number	Code	NOMENCLATURE	No. Req.	SERIAL NUMBERS AFFECTED
128-	42212		DRAWING - Oxygen System Installation (8 Place)		31-5 to 31-900 inclusive
-1	42665-00		CONTAINER ASSEMBLY - Oxygen mask, left, beige	2	31-5 to 31-353 inclusive
	42665-01		CONTAINER ASSEMBLY - Oxygen mask, right, beige	3	31-5 to 31-353 inclusive
	44031-00		CONTAINER ASSEMBLY - Oxygen mask, left, red	2	31-354 to 31-751 inclusive
	44031-01		CONTAINER ASSEMBLY - Oxygen mask, right, red	3	31-354 to 31-751 inclusive
	44031-02		CONTAINER ASSEMBLY - Oxygen mask, left, blue	2	31-354 to 31-751 inclusive
	44031-03		CONTAINER ASSEMBLY - Oxygen mask, right, blue	3	31-354 to 31-751 inclusive
	44031-04		CONTAINER ASSEMBLY - Oxygen mask, left, black	2	31-354 to 31-751 inclusive
	44031-05		CONTAINER ASSEMBLY - Oxygen mask, right, black	3	31-354 to 31-751 inclusive
	44031-06		CONTAINER ASSEMBLY - Oxygen mask, left, beige	2	31-354 to 31-751 inclusive
	44031-07		CONTAINER ASSEMBLY - Oxygen mask, right, beige	3	31-354 to 31-751 inclusive
	44031-08		CONTAINER ASSEMBLY - Oxygen mask, left, walnut	2	31-752 to 31-900 inclusive
	44031-09		CONTAINER ASSEMBLY - Oxygen mask, right, walnut	3	31-752 to 31-900 inclusive
-2	42018-00		FRAME - Oxygen mask container, left, beige	1	31-5 to 31-353 inclusive
	42018-01		FRAME - Oxygen mask container, right, beige	1	31-5 to 31-353 inclusive
	42018-02		FRAME - Oxygen mask container, left, black	1	31-354 to 31-751 inclusive
	42018-03		FRAME - Oxygen mask container, right, black	1	31-354 to 31-751 inclusive
	42018-04		FRAME - Oxygen mask container, left, red	1	31-354 to 31-751 inclusive
	42018-05		FRAME - Oxygen mask container, right, red	1	31-354 to 31-751 inclusive
	42018-06		FRAME - Oxygen mask container, left, blue	1	31-354 to 31-751 inclusive
	42018-07		FRAME - Oxygen mask container, right, blue	1	31-354 to 31-751 inclusive
	42018-08		FRAME - Oxygen mask container, left, beige	1	31-354 to 31-751 inclusive
	42018-09		FRAME - Oxygen mask container, right, beige	1	31-354 to 31-751 inclusive
	42018-10		FRAME - Oxygen mask container, left, walnut	1	31-752 to 31-900 inclusive
	42018-11		FRAME - Oxygen mask container, right, walnut	1	31-752 to 31-900 inclusive
-3	42661-00		COVER - Oxygen mask container, beige	1	31-5 to 31-353 inclusive
	44020-00		COVER - Oxygen mask container, black	1	31-354 to 31-751 inclusive
	44020-02		COVER - Oxygen mask container, red	1	31-354 to 31-751 inclusive
	44020-03		COVER - Oxygen mask container, blue	1	31-354 to 31-751 inclusive
	44020-04		COVER - Oxygen mask container, beige	1	31-354 to 31-751 inclusive
	44020-05		COVER - Oxygen mask container, walnut	1	31-752 to 31-900 inclusive
-3a	454 282		CATCH - Ball (81-5/16)	1	
-3b	484 774		RING - Retainer (5105-31)	1	
-3c	42080-00		PLACARD - Oxygen mask container cover	1	
-4	42663-00		HINGE - Oxygen mask container cover	2	
-5	42022-00		COVER - Oxygen outlet, beige	3	31-5 to 31-353 inclusive
	42022-03		COVER - Oxygen outlet, black	3	31-354 to 31-751 inclusive
	42022-04		COVER - Oxygen outlet, red	3	31-354 to 31-751 inclusive
	42022-05		COVER - Oxygen outlet, blue	3	31-354 to 31-751 inclusive
	42022-06		COVER - Oxygen outlet, beige	3	31-354 to 31-751 inclusive
	42022-07		COVER - Oxygen outlet, walnut	3	31-752 to 31-900 inclusive
-6	42646-00		PLATE ASSEMBLY - Mask container mounting	5	
-7	42196-00		SEAL - Oxygen cylinder, Sta. 52.62	1	
-8	434 125		GROMMET - (MS35489-2)	4	
-9	434 128		GROMMET - (MS35489-8)	29	
-10	43710-02		CLAMP - Oxygen cylinder, front	1	
	43710-03		CLAMP - Oxygen cylinder, rear	1	
-11	454 927		CLAMP - (PS10017-2-2)	8	
-12	454 929		CLAMP - (PS10017-2-4)	9	
-13	571 073		KNOB - (KN679D-1)	1	

When ordering, always specify Part Number, Description and Serial Number of Aircraft

PIPER PARTS CATALOG

Figure and Index Number	Part Number	Code	Nomenclature	No. Req.	Serial Numbers Affected
128-14	415 535		SCREW - (MS35206-245)	3	
-15	415 535		SCREW - (MS35206-245)	9	
	404 910		NUT - (MS20365-832C)	9	
-16	415 246		SCREW - Oval, chrome (6-32 x 3/4 L.)	16	
	494 102		WASHER - (C-394)	16	
-17	415 537		SCREW - (MS35206-247)	3	
	407 563		WASHER - (AN960-8)	3	
	404 910		NUT - (MS20365-832C)	3	
-18	753 946		CYLINDER AND REGULATOR ASSEMBLY	1	
-18a	756 038		* REGULATOR ASSEMBLY - Oxygen	1	
-19	756 507		** RELIEF VALVE - Regulator assembly	1	
-20	756 505		** VALVE ASSEMBLY - Charging	1	
-21	753 947		*** CORE - Valve assembly	1	
-22	752 581		OUTLET ASSEMBLY - Oxygen	8	
-23	757 213		PLATE - Outlet assembly, instruction	8	
-24	753 437		BRACKET ASSEMBLY - Control cable	1	
-25	17969-13		CABLE ASSEMBLY - Push-pull control	1	
-26	583 578		DECAL - Control cable	1	
-27	753 945	B	CONNECTOR - (33525-702)	1	
-28	754 762	B	ELBOW - (33529-704)	2	
-29	756 301	B	TEE - Low pressure (33529-805)	4	
-30	756 302	B	TEE - Low pressure (33529-204)	3	
-31	754 761	B	ELBOW - (33529-106)	4	
-32	756 303	B	TEE - (33529-905)	1	
-33	753 079	B	UNION - Bulkhead (33529-603)	1	
-34	756 327	B	TEE - High pressure (33522-602)	1	
-35	42189-10		LINE - Oxygen, high pressure	1	
-36	42910-00		PLATE - Oxygen recharge valve mounting	1	
-37	42189-17		LINE - Oxygen, low pressure	2	
-38	42189-07		LINE - Oxygen, low pressure	1	
-39	42189-02		LINE - Oxygen, low pressure	3	
-40	42189-05		LINE - Oxygen, low pressure (46.75' L.)	1	
	42189-18		LINE - Oxygen, low pressure (50.25' L.)	1	
-41	42189-04		LINE - Oxygen, low pressure	2	
-42	42189-03		LINE - Oxygen, low pressure	2	
-43	42189-15	C	TUBE - Oxygen, low pressure	1	
-44	43560-00	C	PLATE ASSEMBLY - Oxygen outlet mounting	1	
-45	752 504		NUT - Flareless fitting (1/8")	AR	
-46	751 811		FERRULE - Flareless fitting, front (1/8")	AR	
-47	751 812		FERRULE - Flareless fitting, rear (1/8")	AR	
-48	752 505		NUT - Flareless fitting (1/4")	AR	
-49	751 813		FERRULE - Flareless fitting, front (1/4")	AR	
-50	751 814		FERRULE - Flareless fitting, rear (1/4")	AR	
-51	756 318		TUBE ASSEMBLY - High pressure	1	
-52	755 946		* O-RING - Tube assembly	1	
-53	756 514		VALVE ASSEMBLY - Recharge	1	
-54	751 896		GAUGE ASSEMBLY - Oxygen (includes mounting bracket)	1	
-55	752 355		* LENS - Oxygen gauge	1	
-56	753 433		* BEZEL - Oxygen gauge	1	

When ordering, always specify Part Number, Description, and Serial Number of Aircraft

Revised: February 18, 1994

PIPER PARTS CATALOG

Figure and Index Number	Part Number	Code	NOMENCLATURE	No. Req.	SERIAL NUMBERS AFFECTED
128-57	474 055	E	MASK ASSEMBLY - Oxygen, nasal type (crew) 2.0 lpm	AR	
	474 085		MASK ASSEMBLY - Oxygen, sky mask (crew) 2.0 lpm	AR	
	474 087		MASK ASSEMBLY - Oxygen, sky mask (passenger) 1.5 lpm	AR	
	753 743	F	MASK ASSEMBLY - Oxygen, oronasal with microphone (pilot) 2.0 lpm	1	
	474 111	F	MASK ASSEMBLY - Oxygen, duo-seal mask with microphone, 2.0 lpm (crew)	AR	
	479 445	G	MASK ASSEMBLY - Oxygen, duo-seal mask with microphone and remote switch 2.0 lpm (crew)	AR	
	-58	752 122		FLOW INDICATOR	1
-59	753 974		COUPLING - Oxygen plug-in, 2.0 lpm	1	
	753 975		COUPLING - Oxygen plug-in, 1.5 lpm	1	
-60	753 074		TUBING - Plastic, oxygen mask (5' length)	1	
	756 319		TUBING - Rubber, oxygen mask (4 1/2' length)	1	
-61	753 941		COUPLING - Oxygen plug-in, therapeutic	AR	
-62	42659-00		PLATE ASSEMBLY - Oxygen outlet mounting	3	
-63	42189-12	D	TUBE - Oxygen, low pressure	1	31-5 to 31-49 inclusive
-64	42189-13		TUBE - Oxygen, low pressure	1	
-65	42913-00		PLATE ASSEMBLY - Oxygen recharge valve doubler	1	
-66	42022-02	D	COVER - Oxygen outlet	2	31-5 to 31-49 inclusive
-67	757 810		COUPLING - Oxygen filler	1	
-68	42912-00		PLATE ASSEMBLY - Access, oxygen recharge	1	
-68a	42971-00		PLACARD - Oxygen recharge	1	
-69	487 583		STUD - (2600-1)	1	
-70	494 060		WASHER - Lock (2600LW)	1	
-71	43127-00		CONTAINER ASSEMBLY - Oxygen mask, beige	1	31-5 to 31-353 inclusive
	43127-06		CONTAINER ASSEMBLY - Oxygen mask, black	1	31-354 to 31-900 inclusive
	43127-07		CONTAINER ASSEMBLY - Oxygen mask, red	1	31-354 to 31-900 inclusive
	43127-08		CONTAINER ASSEMBLY - Oxygen mask, blue	1	31-354 to 31-900 inclusive
	43127-09		CONTAINER ASSEMBLY - Oxygen mask, beige	1	31-354 to 31-900 inclusive
	43127-12		CONTAINER ASSEMBLY - Oxygen mask, rawhide	1	31-354 to 31-900 inclusive
	-72	43123-00		HINGE - Oxygen mask container	2
-73	81761-65		PIN - Oxygen mask container	1	
-74	454 294		CATCH - Magnetic (9798)	1	
-75	43353-00		ANGLE - Container catch	1	
-76	554 914		CLIP - Flashlight (40)	1	
-77	42189-14	A.C	TUBE - Oxygen, low pressure	1	

When ordering, always specify Part Number, Description and Serial Number of Aircraft

PIPER PARTS CATALOG

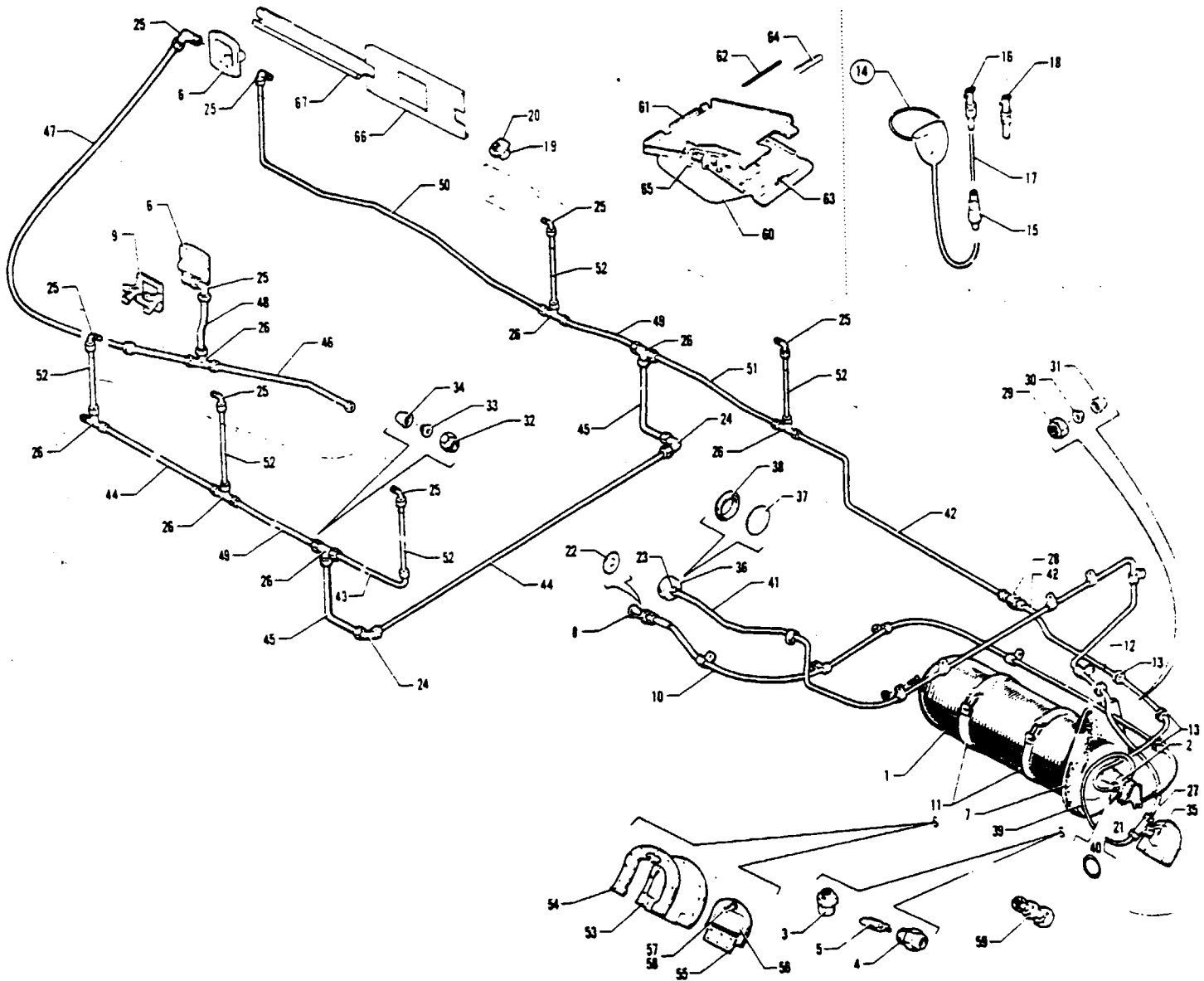


Figure 129 Oxygen System Installation
(Refer to Code "A" on code page for effectivity)

REVISED: JANUARY 1977

3117

PA-31-310
PA-31-325

PIPER PARTS CATALOG

CODE EXPLANATIONS FOR FIGURE 129

- A - Used on airplanes with serial numbers 31-752 to 31-7612110 inclusive if air conditioning is installed Also used on airplanes with serial numbers 31-901 to 31-7612110 inclusive if air conditioning is not installed
- B - Serial number of aircraft must be supplied when ordering the part
- C - Nuts and ferrules supplied with fitting
- D - Used if cargo door is installed
- E - No longer available Order mask assembly part number 474 111 or part number 479 445 or part number 753 743
- F - Used if Boom Mike is installed
- G - Used if Boom Mike is not installed

PIPER PARTS CATALOG

Figure and Index Number	Part Number	Code	Nomenclature	No. Req.	Serial Numbers Affected
129-	44459		DRAWING - Oxygen System Installation		31-752 to 31-7612110 incl.
-1	753 946		CYLINDER AND REGULATOR ASSEMBLY	1	
-2	756 038		* REGULATOR ASSEMBLY - Oxygen	1	
-3	756 507		* * RELIEF VALVE - Regulator assembly	1	
-4	756 505		* * VALVE ASSEMBLY - Charging	1	
-5	753 947		* * CORE - Valve assembly	1	
-6	42022-07		COVER - Oxygen outlet, walnut	2	31-752 to 31-900 inclusive
	53406-02		COVER - Oxygen outlet, walnut	1	31-7300901 and up
	53407-00	B	COVER - Oxygen outlet	2	31-7300901 and up
-7	42196-00		SEAL - Oxygen cylinder, Sta. 52.62	1	
-8	571 073		KNOB - (KN679D-1)	1	
-9	43560-00		PLATE ASSEMBLY - Oxygen outlet mounting, Sta. 247.12	1	
	42659-00		PLATE ASSEMBLY - Oxygen outlet mounting, Sta. 220.25	1	
-10	17969-13		CABLE ASSEMBLY - Push-pull control	1	
-11	43710-02		CLAMP - Oxygen cylinder, front	1	31-752 to 31-7401254 incl.
	43710-04		CLAMP - Oxygen cylinder, front	1	31-7401255 and up
	43710-03		CLAMP - Oxygen cylinder, rear	1	
-12	434 125		GROMMET - (MS35489-2)	3	
-13	434 128		GROMMET - (MS35489-6)	29	
-14	474 055	E	MASK ASSEMBLY - Oxygen, nasal type (crew) 2.0 lpm	AR	
	474 085		MASK ASSEMBLY - Oxygen, sky mask (crew) 2.0 lpm	AR	
	474 087		MASK ASSEMBLY - Oxygen, sky mask (passenger) 1.5 lpm	AR	
	753 743	F	MASK ASSEMBLY - Oxygen, oronasal with microphone (pilot) 2.0 lpm	1	
	474 111	F	MASK ASSEMBLY - Oxygen, duo-seal mask with microphone, 2.0 lpm (crew)	AR	
	479 445	G	MASK ASSEMBLY - Oxygen, duo-seal mask with microphone and remote switch, 2.0 lpm (crew)	AR	
-15	752 122		* FLOW INDICATOR	1	
-16	753 974		* COUPLING - Oxygen plug-in, 2.0 lpm	1	
	753 975		* COUPLING - Oxygen plug-in, 1.5 lpm	1	
-17	753 074		* TUBING - Plastic, oxygen mask (5' length)	1	
	756 319		* TUBING - Rubber, oxygen mask (4 1/2' length)	1	
-18	753 941		COUPLING - Oxygen plug-in, therapeutic	AR	
-19	752 583		OUTLET ASSEMBLY - Oxygen	8	
-20	757 213		PLATE - Outlet assembly, instruction	8	
-21	753 437		BRACKET ASSEMBLY - Control cable	1	
-22	583 578		DECAL - Control cable	1	
-23	753 945	C	CONNECTOR - (33525-702)	1	
-24	754 762	C	ELBOW - (33529-704)	2	
-25	754 761	C	ELBOW - (33529-106)	8	
-26	756 302	C	TEE - Low pressure (33529-204)	7	
-27	756 327	C	TEE - High pressure (33522-602)	1	
-28	753 079	C	UNION - Bulkhead (33529-603)	1	
-29	752 504		NUT - Flareless fitting (1/8")	AR	
-30	751 811		FERRULE - Flareless fitting, front (1/8")	AR	
-31	751 812		FERRULE - Flareless fitting, rear (1/8")	AR	
-32	752 505		NUT - Flareless fitting (1/4")	AR	
-33	751 813		FERRULE - Flareless fitting, front (1/4")	AR	
-34	751 814		FERRULE - Flareless fitting, rear (1/4")	AR	
-35	756 514		VALVE ASSEMBLY - Recharge	1	
-36	751 896		GAUGE ASSEMBLY - Oxygen (includes mounting bracket)	1	
-37	752 355		* LENS - Oxygen gauge	1	
-38	753 433		* BEZEL - Oxygen gauge	1	

When ordering, always specify Part Number, Description, and Serial Number of Aircraft

PIPER PARTS CATALOG

Figure and Index Number	Part Number	Code	NOMENCLATURE	No. Req.	SERIAL NUMBERS AFFECTED
129-39	756 318		TUBE ASSEMBLY - High pressure	1	
-40	755 946		"O" RING - Tube assembly	1	
-41	42189-10		LINE - Oxygen, high pressure	1	
-42	42189-17		LINE - Oxygen, low pressure	2	
-43	42189-07		LINE - Oxygen, low pressure	1	
-44	42189-18		LINE - Oxygen, low pressure	2	
-45	42189-04		LINE - Oxygen, low pressure	2	
-46	42189-03		LINE - Oxygen, low pressure	1	
-47	42189-14		LINE - Oxygen, low pressure	1	
-48	42189-13		LINE - Oxygen, low pressure	1	
-49	42189-21		LINE - Oxygen, low pressure	2	
-50	42189-25		LINE - Oxygen, low pressure	1	
-51	42189-36		LINE - Oxygen, low pressure	1	
-52	42189-37		LINE - Oxygen, low pressure	4	
-53	42910-00		PLATE - Oxygen recharge valve mounting	1	
-54	42913-00		PLATE ASSEMBLY - Oxygen recharge valve doubler	1	
-55	42912-00		PLATE ASSEMBLY - Access, oxygen recharge	1	
-56	42971-00		PLACARD - Oxygen recharge	1	
-57	487 583		STUD - (2800-1)	1	
-58	494 060		WASHER - Lock (2800 LW)	1	
-59	757 810		COUPLING - Oxygen filler	1	
-60	43127-06		CONTAINER ASSEMBLY - Oxygen mask, black	1	31-752 to 31-900 inclusive
	43127-07		CONTAINER ASSEMBLY - Oxygen mask, red	1	31-752 to 31-900 inclusive
	43127-08		CONTAINER ASSEMBLY - Oxygen mask, blue	1	31-752 to 31-900 inclusive
	43127-09		CONTAINER ASSEMBLY - Oxygen mask, beige	1	31-752 to 31-900 inclusive
	43127-12		CONTAINER ASSEMBLY - Oxygen mask, rawhide	1	31-752 to 31-900 inclusive
	53255-02	B	CONTAINER ASSEMBLY - Oxygen mask	1	31-7300901 and up
-61	43123-00		HINGE - Oxygen mask container	2	
-62	81781-65		PIN - Oxygen mask container	1	
-63	454 294		CATCH - Magnetic (9798)	1	
-64	43353-00		ANGLE - Container catch	1	
-65	554 914		CLIP - Flashlight (40)	1	
-66	43560-00	D	PLATE ASSEMBLY - Outlet mounting, (4.25" L) Sta. 267.75	1	
	55280-02		BRACKET ASSEMBLY - Outlet mounting, (12.38" L) Sta. 267.75	1	
-67	43013-07		SUPPORT - Side panel, oxygen outlet, Sta. 267.75	1	

When ordering, always specify Part Number Description and Serial Number of Aircraft

PIPER PARTS CATALOG

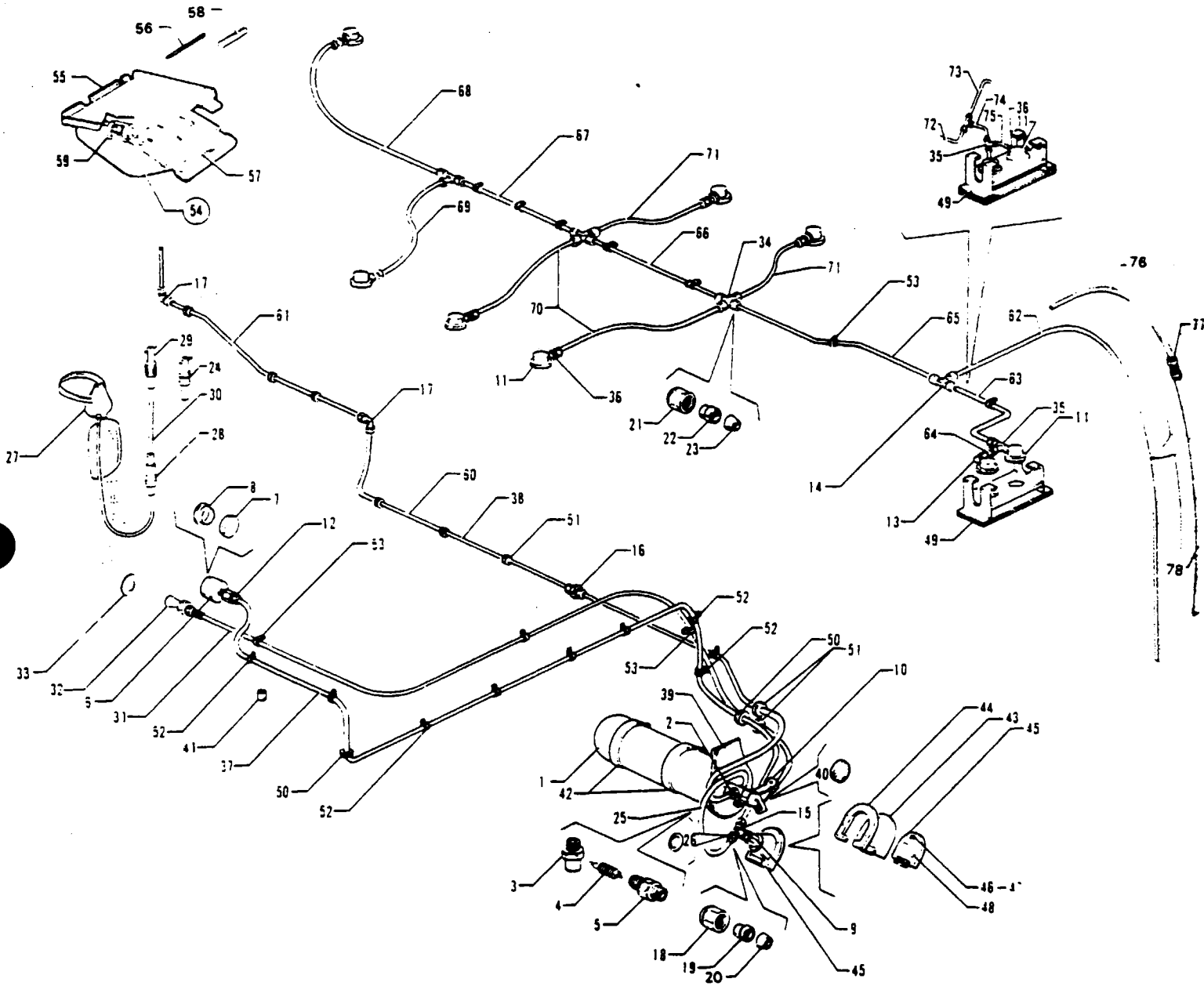


Figure 129A Oxygen System Installation (Forward Mounted Bottle)
(Serial Nos 31-7712001 and up)

REVISED SEPTEMBER 1981

PIPER PARTS CATALOG

CODE EXPLANATIONS FOR FIGURE 129A

- A - Nuts and ferrules supplied with fittings
- B - No longer available Order mask assembly part number 474 111 or part number 479 445 or part number 753 743
- C - Used if Boom Mike is installed
- D - Used if Boom Mike is not installed

PIPER PARTS CATALOG

Figure and Index Number	Part Number	Code	NOMENCLATURE	No. Req.	SERIAL NUMBERS AFFECTED
129A-	55324		DRAWING - Oxygen System Installation		31-7712001 and up
-1	455 974		CYLINDER AND REGULATOR ASSEMBLY - (800112-13)	1	
-2	756 038		* REGULATOR ASSEMBLY - Oxygen	1	
-3	756 507		* * RELIEF VALVE - Regulator assembly	1	
-4	756 505		* * VALVE ASSEMBLY - Charging	1	
-5	753 947		* * * CORE - Valve assembly	1	
-6	461 915		GAUGE ASSEMBLY - Oxygen (includes mounting bracket) (800435-00)	1	
-7	752 355		* LENS - Oxygen gauge	1	
-8	753 433		* BEZEL - Oxygen gauge	1	
-9	491 973		VALVE ASSEMBLY - Recharge (26875-115)	1	
-10	453 502		BRACKET ASSEMBLY - Control cable (800356-00)	1	
-11	479 451		OUTLET ASSEMBLY - Oxygen (23599-10)	8	
-12	74011-06	A	CONNECTOR - Female	1	
-13	74011-03	A	ELBOW	1	31-7712001 to 31-7912089 incl
-14	74011-10	A	TEE - Low pressure	2	
-15	74011-08	A	TEE - High pressure	1	
-16	74011-11	A	UNION - Bulkhead	1	
-17	74011-09	A	ELBOW	2	
-18	752 504		NUT - Flareless fitting (1/8")	AR	
-19	751 811		FERRULE - Flareless fitting, front (1/8")	AR	
-20	751 812		FERRULE - Flareless fitting, rear (1/8")	AR	
-21	752 505		NUT - Flareless fitting (1/4")	AR	
-22	751 813		FERRULE - Flareless fitting, front (1/4")	AR	
-23	751 814		FERRULE - Flareless fitting, rear (1/4")	AR	
-24	753 941		COUPLING - Oxygen plug-in, therapeutic	AR	
-25	589 843		TUBE ASSEMBLY - High pressure (800214-02)	1	
-26	755 946		* "O" RING - Tube assembly	1	
-27	474 055	B	MASK ASSEMBLY - Oxygen, nasal type (crew) 2.0 lpm	AR	
	474 085		MASK ASSEMBLY - Oxygen, sky mask (crew) 2.0 lpm	AR	
	474 087		MASK ASSEMBLY - Oxygen, sky mask (passenger) 1.5 lpm	AR	31-7712001 to 31-8212013 incl
	753 743	C	MASK ASSEMBLY - Oxygen, oronasal with microphone (pilot) 2.0 lpm	1	
	474 111	C	MASK ASSEMBLY - Oxygen, duo-seal mask with microphone, 2.0 lpm (crew)	AR	
	479 445	D	MASK ASSEMBLY - Oxygen, duo-seal mask with microphone and remote switch, 2.0 lpm (crew)	AR	
-28	752 122		* FLOW INDICATOR	1	
-29	753 974		* COUPLING - Oxygen plug-in, 2.0 lpm	1	
	753 975		* COUPLING - Oxygen plug-in, 1.5 lpm	1	
-30	753 074		* TUBING - Plastic, oxygen mask (5' length)	1	
	756 319		* TUBING - Rubber, oxygen mask (4 1/2' length)	1	
-31	17969-13		CABLE ASSEMBLY - Push-pull control	1	
-32	571 073		KNOB - (KN679D-1)	1	
-33	583 578		DECAL - Control cable (10000337)	1	
-34	74011-05		CROSS - Union	2	
-35	74011-07		TEE - Male run	1	
-36	74011-04		CONNECTOR - Male	6	31-7712001 to 31-7912089 incl
	74011-04		CONNECTOR - Male	7	31-7912090 and up
-37	589 877		LINE - Oxygen, high pressure (10000904)	1	
-38	49222-30		LINE - Oxygen, low pressure	1	
-39	42196-00		SEAL - Oxygen cylinder, Sta 52 62	1	
-40	43950-00		SEAL - Oxygen cylinder, Sta 48	1	
-41	14175-47		BUSHING - Control cable	1	

When ordering, always specify Part Number, Description and Serial Number of Aircraft

PIPER PARTS CATALOG

Figure and Index Number	Part Number	Code	NOMENCLATURE	No. Req.	SERIAL NUMBERS AFFECTED
129A-42	43710-04		CLAMP - Oxygen cylinder, forward	1	
	43710-03		CLAMP - Oxygen cylinder, rear	1	
-43	42910-00		PLATE - Oxygen recharge valve mounting	1	
-44	42913-00		PLATE ASSEMBLY - Oxygen recharge valve doubler	1	
-45	42912-00		PLATE ASSEMBLY - Access, oxygen recharge	1	
-46	487 583		* STUD - (2600-1)	1	
-47	494 060		* WASHER - Lock (2600LW)	1	
-48	42971-00		* PLACARD - Oxygen recharge	1	
-49	55293-02		BRACKET ASSEMBLY - Oxygen mounting	1	31-7712001 to 31-7812129 incl
	49734-02		BRACKET ASSEMBLY - Oxygen mounting	1	31-7912001 and up
-50	434 125		GROMMET - (MS35489-2)	3	
-51	434 128		GROMMET - (MS35489-6)	AR	
-52	454 927		CLAMP - (PS10017-2-2)	9	
-53	454 929		CLAMP - (PS10017-2-4)	13	
-54	53255-04		CONTAINER ASSEMBLY - Oxygen mask, left	1	
	53255-05		CONTAINER ASSEMBLY - Oxygen mask, right	1	
-55	43123-00		* HINGE - Oxygen mask container	2	
-56	81761-65		* PIN - Oxygen mask container	1	
-57	454 294		* CATCH - Magnetic (9798)	1	
-58	43353-00		* ANGLE - Container catch	1	
-59	554 914		* CLIP - Flashlight (40)	1	
-60	49222-02		LINE - Oxygen, low pressure	1	
-61	49222-03		LINE - Oxygen, low pressure	1	
-62	49222-04		LINE - Oxygen, low pressure	1	31-7712001 to 31-7912089 incl
-63	49222-05		LINE - Oxygen, low pressure	1	31-7712001 to 31-7912089 incl
-64	49222-06		LINE - Oxygen, low pressure	1	31-7712001 to 31-7912089 incl
-65	49222-07		LINE - Oxygen, low pressure	1	31-7712001 to 31-7912089 incl
-66	49222-08		LINE - Oxygen, low pressure	1	
-67	49222-09		LINE - Oxygen, low pressure	1	
-68	49222-10		LINE - Oxygen, low pressure	1	
-69	49222-11		LINE - Oxygen, low pressure	1	
-70	49222-12		LINE - Oxygen, low pressure	2	
-71	49222-13		LINE - Oxygen, low pressure	2	
-72	49222-27		LINE - Oxygen, low pressure	1	31-7912090 and up
-73	49222-28		LINE - Oxygen, low pressure	1	31-7912090 to 31-8212013 incl
-74	49222-29		LINE - Oxygen, low pressure	1	31-7912090 and up
-75	49222-26		LINE - Oxygen, low pressure	1	31-7912090 and up
-76	49222-10		LINE - Oxygen, low pressure	1	31-8212014 and up
-77	74011-02		LINE - Oxygen, low pressure	1	31-8212014 and up
-78	49222-14		LINE - Oxygen, low pressure	1	31-8212014 and up

When ordering, always specify Part Number, Description and Serial Number of Aircraft

PIPER PARTS CATALOG

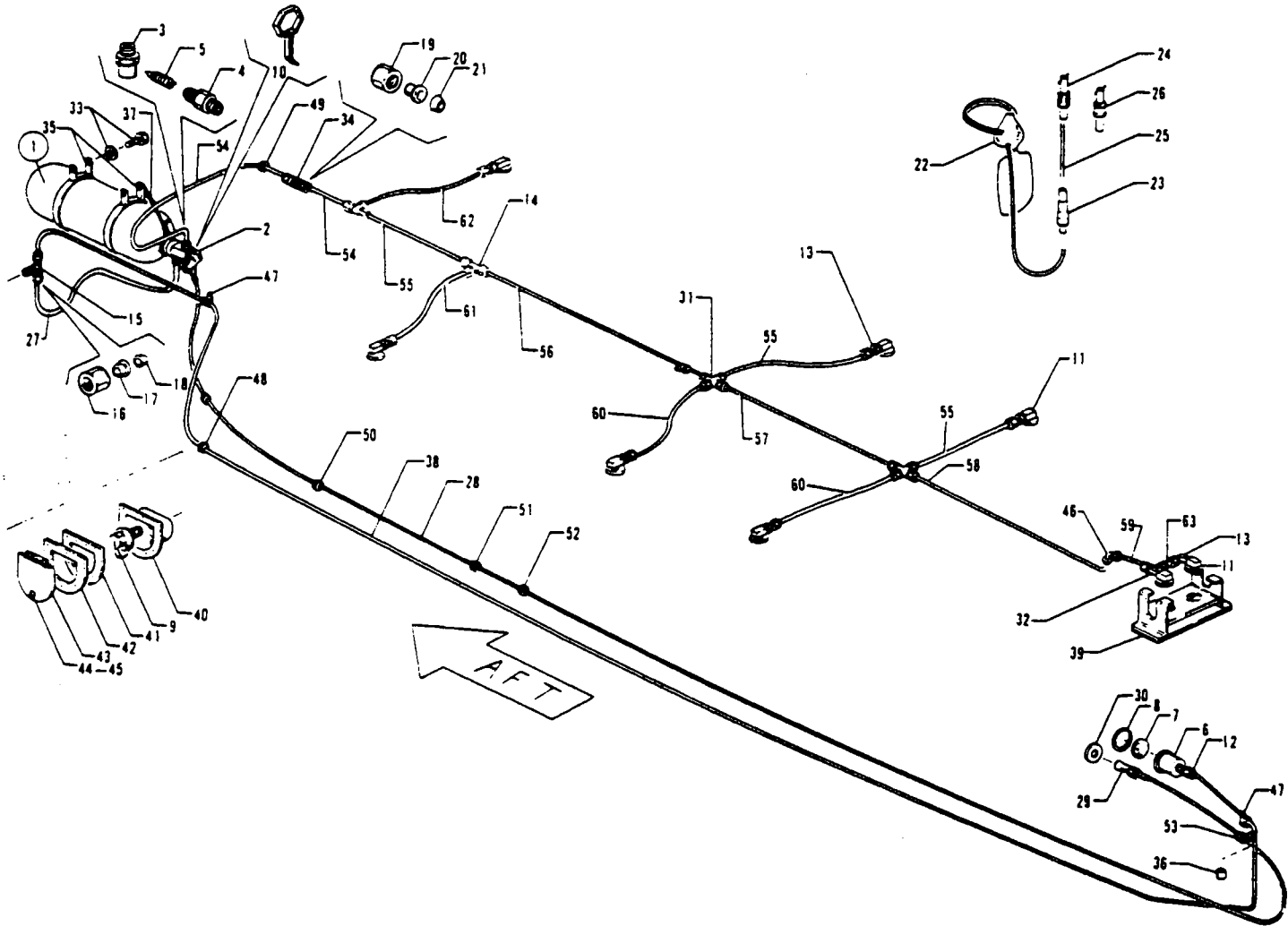


Figure 129B Oxygen System Installation (Aft Mounted Bottle)
(Serial Numbers 31-7912090 and up)

PIPER PARTS CATALOG

CODE EXPLANATIONS FOR FIGURE 129B

- A - Nuts and ferrules supplied with fittings.
- B - Used if Boom Mike is installed.
- C - Used if Boom Mike is not installed.

PIPER PARTS CATALOG

Figure and Index Number	Part Number	Code	NOMENCLATURE	No. Req.	SERIAL NUMBERS AFFECTED
1298-	71111		DRAWING - Oxygen System Installation		
-1	455 974		CYLINDER AND REGULATOR ASSEMBLY - (800112-13)	1	
-2	756 038		* REGULATOR ASSEMBLY - Oxygen (800114-04)	1	
-3	756 507		* * RELIEF VALVE - Regulator assembly (5043-14)	1	
-4	756 505		* * VALVE ASSEMBLY - Charging (800216)	1	
-5	753 947		* * * CORE - Valve assembly (57524)	1	
-6	461 915		GAUGE ASSEMBLY - Oxygen (includes mounting bracket) (800435-00)	1	
-7	752 355		* LENS - Oxygen gauge (13753)	1	
-8	753 433		* BEZEL - Oxygen gauge (8808-1)	1	
-9	491 973		VALVE ASSEMBLY - Recharge (26875-115)	1	
-10	453 502		BRACKET ASSEMBLY - Control cable (800356-00)	1	
-11	479 451		OUTLET ASSEMBLY - Oxygen (23599-10)	8	
-12	74011-06		CONNECTOR - Female	1	
-13	74011-04		CONNECTOR - Male	7	
-14	74011-10		TEE - Low pressure	2	
-15	74011-08		TEE - High pressure	1	
-16	752 504		NUT - Flareless fitting (1/8") (58202)	AR	
-17	751 811		FERRULE - Flareless fitting, front (1/8") (58209)	AR	
-18	751 812		FERRULE - Flareless fitting, rear (1/8") (58211)	AR	
-19	752 505		NUT - Flareless fitting (1/4") (58208)	AR	
-20	751 813		FERRULE - Flareless fitting, front (1/4") (58210)	AR	
-21	751 814		FERRULE - Flareless fitting, rear (1/4") (58212)	AR	
-22	474 085		MASK ASSEMBLY - Oxygen, sky mask (crew) 2 0 lpm	AR	
	474 086		MASK ASSEMBLY - Oxygen, sky mask with therapeutic 7 5 lpm	AR	
	474 087		MASK ASSEMBLY - Oxygen, sky mask (passenger) 1 5 lpm	AR	31-7912090 to 31-8212013 incl.
	753 743	B	MASK ASSEMBLY - Oxygen, oronasal with microphone (pilot) 2 0 lpm (28310-16)	1	
	474 111	B	MASK ASSEMBLY - Oxygen, duo-seal mask with microphone, 2 0 lpm (crew)	AR	
	479 445	C	MASK ASSEMBLY - Oxygen, duo-seal mask with microphone and remote switch, 2 0 lpm (crew)	AR	
-23	752 122		* FLOW - Indicator (8540)	1	
-24	753 974		* COUPLING - Oxygen plug-in, 2.0 lpm (8570-3)	1	
	753 975		* COUPLING - Oxygen plug-in, 1 5 lpm (8570-1)	1	
-25	753 074		* TUBING - Plastic, oxygen mask (5' length) (27564)	1	
	756 319		* TUBING - Rubber, oxygen mask (4 1/2' length) (13985)	1	
-26	753 941		COUPLING - Oxygen plug-in, therapeutic (8586)	AR	
-27	589 844		LINE - Oxygen, high pressure (800214-05)	1	
-28	43866-05		CABLE ASSEMBLY - Push-pull control	1	
-29	571 073		* KNOB - (KN679D-1)	1	
-30	583 578		DECAL - Control cable (10000337)	1	
-31	74011-05		CROSS - Union	2	
-32	74011-07		TEE - Male run	1	
-33	400 438		BOLT - (AN3-4A)	4	
	19513-72		WASHER - Oxygen cylinder bracket	4	
-34	74011-02		UNION	1	
-35	453 501		BRACKET ASSEMBLY - Oxygen cylinder (25048)	2	
-36	14175-47		BUSHING - Control cable	1	
-37	25397-04		CABLE ASSEMBLY - Oxygen cylinder	1	

When ordering, always specify Part Number, Description and Serial Number of Aircraft

PIPER PARTS CATALOG

Figure and Index Number	Part Number	Code	NOMENCLATURE	No. Req.	SERIAL NUMBERS AFFECTED
129B-38	589 876		LINE - Oxygen, high pressure (27445-69)	1	
-39	49734-02		BRACKET ASSEMBLY - Oxygen mounting	1	
-40	25697-02		PLATE ASSEMBLY - Access, oxygen recharge	1	
-41	25394-00		PLATE ASSEMBLY - Oxygen recharge valve doubler	1	
-42	25603-00		PLATE - Reinforcement	1	
-43	19802-05		PLATE ASSEMBLY - Access, oxygen recharge	1	
-44	487 584		* STUD - (2600-2)	1	
-45	494 060		* LOCKWASHER - (2600 LW)	1	
-46	74011-09		ELBOW	1	
-47	454 927		CLAMP - (PS10017-2-2)	2	
-48	434 125		GROMMET - (MS35489-2)	15	
-49	434 128		GROMMET - (MS35489-6)	11	
-50	434 129		GROMMET - (MS35489-9)	4	
-51	434 138		GROMMET - (MS35489-17)	10	
-52	189 631		GROMMET - (PS10003-7N)	1	
-53	454 929		CLAMP - (PS10017-2-4)	1	
-54	49222-16		LINE - Oxygen, low pressure	2	
-55	49222-13		LINE - Oxygen, low pressure	3	
-56	49222-09		LINE - Oxygen, low pressure	1	
-57	49222-08		LINE - Oxygen, low pressure	1	
-58	49222-27		LINE - Oxygen, low pressure	1	
-59	49222-29		LINE - Oxygen, low pressure	1	
-60	49222-12		LINE - Oxygen, low pressure	2	
-61	49222-11		LINE - Oxygen, low pressure	1	
-62	49222-21		LINE - Oxygen, low pressure	1	
-63	49222-26		LINE - Oxygen, low pressure	1	

When ordering, always specify Part Number, Description and Serial Number of Aircraft

PIPER PARTS CATALOG

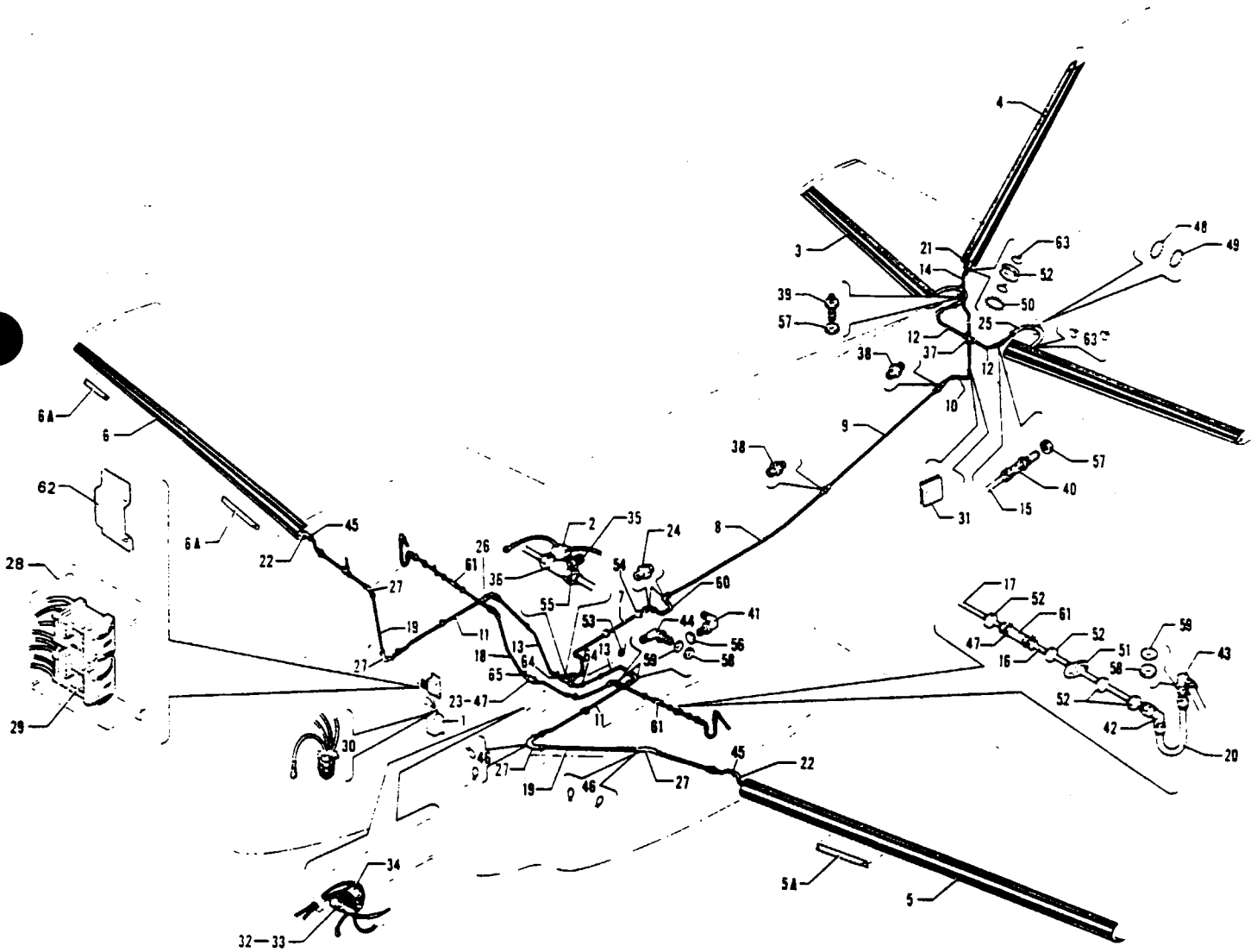


Figure 130. Pneumatic Deicing System Installation
(Serial Nos. 31-5 to 31-7612076 inclusive)

REVISED: FEBRUARY 1976

3J5

PA-31-300
PA-31-310
PA-31-325

PIPER PARTS CATALOG

CODE EXPLANATIONS FOR FIGURE 130

- A - Used if nacelle wing lockers are not installed.
- B - Used if nacelle wing lockers are installed.

PIPER PARTS CATALOG

Figure and Index Number	Part Number	Code	NOMENCLATURE	No. Req.	SERIAL NUMBERS AFFECTED
130-	42600	A	DRAWING - Pneumatic Deicing System Installation		
	44480	B	DRAWING - Pneumatic Deicing System Installation		
-1	756 329		TIMER - Deicer (3D1472) B. F. Goodrich	1	31-5 to 31-7512009 inclusive
	761 917		TIMER - Deicer (3D2495-02) B. F. Goodrich	1	31-7512010 and up
	488 699		TIMER - Deicer (B-00325-1) Lamar	1	31-7612020 and up
-2	757 560		SWITCH - Pressure	1	
-3	754 558		DEICER - Horizontal stabilizer	2	31-5 to 31-7512033 inclusive
	758 239		DEICER - Horizontal stabilizer, left	1	31-7512034 and up
	758 240		DEICER - Horizontal stabilizer, right	1	31-7512034 and up
-4	754 559		DEICER - Vertical fin	1	31-5 to 31-7512033 inclusive
	758 241		DEICER - Vertical fin	1	31-7512034 and up
-5	754 560		DEICER - Left wing	1	31-5 to 31-7512033 inclusive
	758 237		DEICER - Left wing	1	31-7512034 and up
-5a	44275-03		STRIP - Flow, inboard left (18" long)	1	
-6	754 561		DEICER - Right wing	1	31-5 to 31-7512033 inclusive
	758 238		DEICER - Right wing	1	31-7512034 and up
-6a	44275-03	B	STRIP - Flow, inboard right (18" long)	1	
	44275-05	A	STRIP - Flow, outboard right (12" long)	1	
-7	43873-00		TUBE ASSEMBLY - Deicer (38.75" long)	1	
	43873-02		TUBE ASSEMBLY - Deicer (30.05" long)	1	
-8	42706-02		TUBE ASSEMBLY - Deicer	1	
-9	42706-04		TUBE ASSEMBLY - Deicer	1	
-10	42621-00		TUBE ASSEMBLY - Deicer, top	1	
	42632-00		TUBE ASSEMBLY - Deicer, bottom	2	
-11	42630-00		TUBE ASSEMBLY - Deicer, left (37.15" L.)	1	
	54537-02		TUBE ASSEMBLY - Deicer, left (34.78" L.)	1	
	42630-01		TUBE ASSEMBLY - Deicer, right (37.15" L.)	1	
	54538-02		TUBE ASSEMBLY - Deicer, right (12" L.)	1	
	54539-02		TUBE ASSEMBLY - Deicer, right (24" L.)	1	
-12	42635-00		TUBE ASSEMBLY - Deicer, left	1	
	42636-00		TUBE ASSEMBLY - Deicer, right	1	
-13	42643-00		TUBE ASSEMBLY - Deicer, left	1	
	42644-00		TUBE ASSEMBLY - Deicer, right	1	
-14	42657-00		TUBE ASSEMBLY - Deicer	1	
-15	42704-00		TUBE ASSEMBLY - Deicer	2	
-16	42876-00		TUBE ASSEMBLY - Deicer, wing, Sta. 49	2	
-17	42877-00		TUBE ASSEMBLY - Deicer, wing, Sta. 39.50	2	
-18	42490-00		TUBE ASSEMBLY - Deicer (70" L.)	1	
	43462-00		TUBE ASSEMBLY - Deicer, left (31.20" L.)	1	
	43463-00		TUBE ASSEMBLY - Deicer, right (31" L.)	1	
-19	42709-00		TUBE - Deicer	2	
-20	42890-00	A	TUBE ASSEMBLY - Deicer, left	1	
	42890-01	A	TUBE ASSEMBLY - Deicer, right	1	
-21	16633-28		HOSE - Deicer	2	
-22	16633-60		HOSE - Deicer	2	
-23	16633-73		HOSE - Deicer	1	
-24	458 882		ELBOW - (AN821-6D)	2	
	491 052		UNION - (AN815-6D)	2	
-25	16633-86		HOSE - Deicer	2	
-26	491 053		UNION - (AN815-8D)	1	
-27	61541-26		HOSE - Deicer	4	

When ordering, always specify Part Number, Description and Serial Number of Aircraft

PIPER PARTS CATALOG

Figure and Index Number	Part Number	Code	NOMENCLATURE	No. Req.	SERIAL NUMBERS AFFECTED
130-28	42626-03		COVER - Deicer relay	1	
-29	484 211		RELAY - Deicer (1245-2C-24D)	2	
-30	455 329		CONNECTOR - Deicer (MS3137E-7S1069)	1	
-31	42595-00		PLATE - Deicer tube support	2	
-32	42724-00		LIGHT ASSEMBLY - Deicer indicator	1	
-33	472 028		BULB - Deicer indicator (327)	1	
-34	487 914		SWITCH - Deicer circuit breaker (D7270-1-5)	1	31-5 to 31-7512009 inclusive
	587 979		SWITCH - Deicer circuit breaker (6FA54-73)	1	31-7512010 and up
-35	484 294		REDUCER - Deicer (A55-8-6)	1	
-36	42606-00		TEE - Deicer (Special)	1	
-37	455 420		CROSS - (AN827-6D)	1	
-38	491 052		UNION - (AN815-6D)	3	
-39	491 062		UNION - (AN832-6D)	1	
-40	458 901		ELBOW - (AN833-6D)	2	
-41	458 905		ELBOW - (AN833-8D)	2	
-42	458 856		ELBOW - (AN821-10D)	2	
-43	458 857	A	ELBOW - (AN833-10D)	2	
-44	458 858		ELBOW - (AN837-10D)	2	
-45	454 832		CLAMP - (SAE 10) Type "E"	4	
-46	454 987		CLAMP - (SAE 12) Type "E"	8	
-47	554 802		CLAMP - (SAE 14) Type "E"	6	
-48	189 625		GROMMET - Caterpillar (MS21266-1N) 12 3/4" L	AR	
-49	189 627		GROMMET - Caterpillar (MS21266-2N) 12 3/4" L	AR	
-50	42707-02		GROMMET - Caterpillar	1	
-51	434 144		GROMMET - (AN931-16-22)	2	
-52	434 138		GROMMET - (AN931-10-14)	7	
-53	434 126		GROMMET - (AN931-3-5)	1	
-54	434 133		GROMMET - (AN931-6-16)	2	
-55	477 624		NUT - (AN818-8D)	1	
-56	477 621		NUT - (AN924-8D)	2	
-57	477 620		NUT - (AN924-6D)	3	
-58	477 704		NUT - (AN924-10D)	4	
-59	407 575		WASHER - (AN960-1416)	4	
-60	43352-00		TUBE ASSEMBLY - Deicer (8.38" L)	1	
	47405-00		TUBE ASSEMBLY - Deicer (6.30" L)	1	
	44410-00		TUBE ASSEMBLY - Deicer (15.00" L)	1	
-61	16833-88		HOSE - Deicer	2	
-62	43874-00		BRACKET - Power relay support	1	
-63	454 924		CLAMP - (A3122-10-1)	6	
-64	41413-48		BUSHING	2	
	454 933		CLAMP	2	
	411 537		SCREW - (MS35207-268)	2	
	404 887		NUT - (MS20365-1032C)	2	
-65	41413-50		BUSHING	1	
	454 935		CLAMP	1	
	411 585		SCREW - (MS35207-267)	1	
	404 887		NUT - (MS20365-1032C)	1	

When ordering, always specify Part Number, Description and Serial Number of Aircraft

PIPER PARTS CATALOG

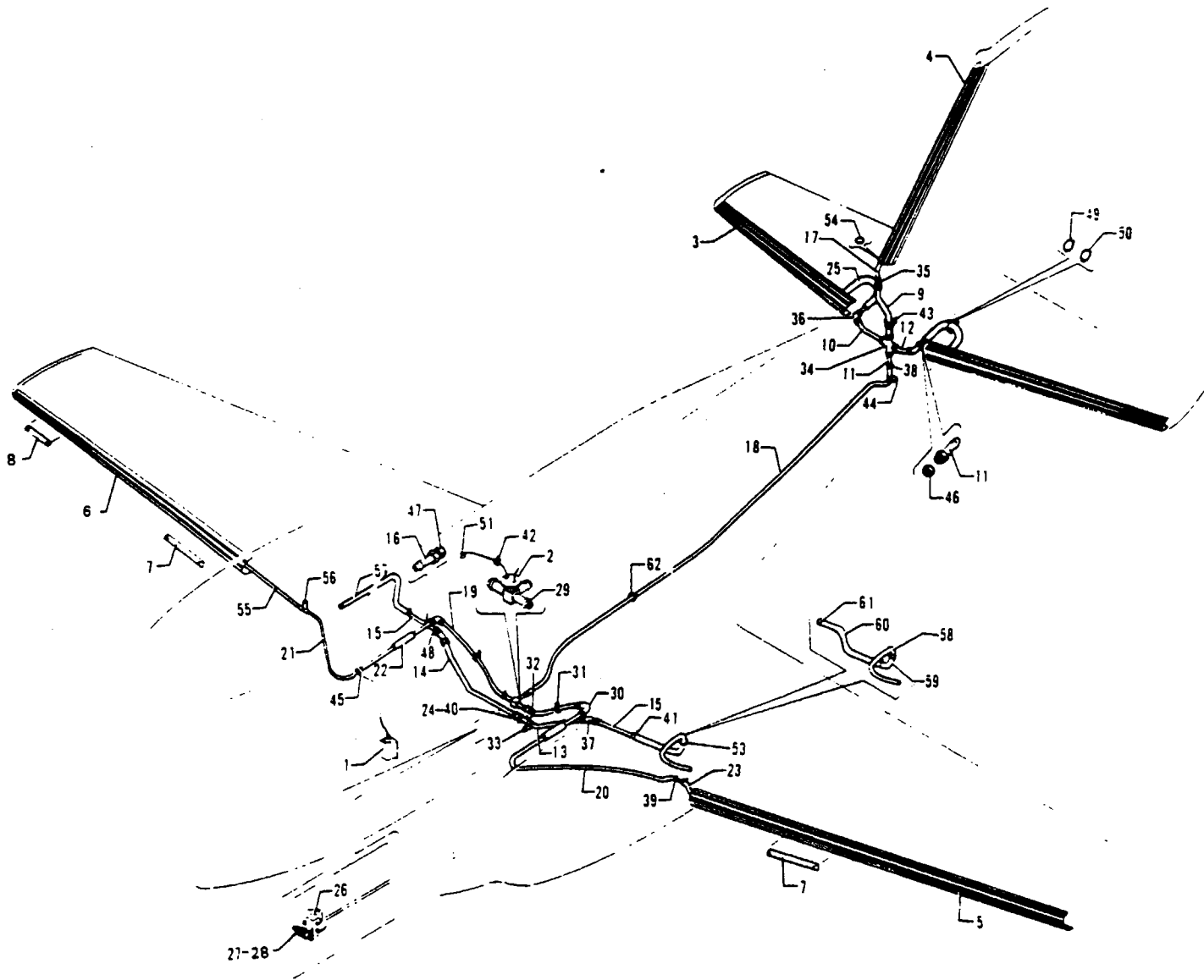


Figure 130A Pneumatic Deicing System Installation
(Serial Nos 31-7612077 to 31-7912124 inclusive)

REVISED SEPTEMBER 1979

3J9

PA 31 310
PA 31 325

PIPER PARTS CATALOG

CODE EXPLANATIONS FOR FIGURE 130A

- A - Used if nacelle wing lockers are not installed.
- B - Used if nacelle wing lockers are installed.

PIPER PARTS CATALOG

Figure and Index Number	Part Number	Code	NOMENCLATURE	No. Req.	SERIAL NUMBERS AFFECTED
130A-	54925		DRAWING - Pneumatic Deicing System Installation		
-1	488 699		TIMER - Deicer (B-00325-1) Lamar	1	
	761 917		TIMER - Deicer (3D2495-02) B. F. Goodrich	1	
-2	757 560		SWITCH - Pressure	1	
-3	758 239		DEICER - Horizontal stabilizer, left	1	
	758 240		DEICER - Horizontal stabilizer, right	1	
-4	758 241		DEICER - Vertical fin	1	
-5	758 237		DEICER - Left wing	1	
-6	758 238		DEICER - Right wing	1	
-7	44275-03		STRIP - Flow, left and right (inboard)	2	
-8	44275-05	A	STRIP - Flow, right (outboard)	1	
-9	42621-00		TUBE ASSEMBLY - Deicer	1	
-10	42636-00		TUBE ASSEMBLY - Deicer	1	
-11	42704-00		TUBE ASSEMBLY - Deicer	3	
-12	42635-00		TUBE ASSEMBLY - Deicer	1	
-13	43462-00		TUBE ASSEMBLY - Deicer	1	
-14	43463-00		TUBE ASSEMBLY - Deicer	1	
-15	42877-00		TUBE ASSEMBLY - Deicer	2	
-16	54924-02		TUBE ASSEMBLY - Deicer	2	
-17	54925-05		TUBING - Deicer (3/8 I.D. x 30" L)	1	
-18	54925-06		TUBING - Deicer (3/8 I.D. x 202" L)	1	
-19	54925-07		TUBING - Deicer (1/2 I.D. x 30" L), left	1	
	54925-10		TUBING - Deicer (1/2 I.D. x 32.50" L), right	1	
-20	54925-12		TUBING - Deicer (1/2 I.D. x 116" L), left wing	1	
-21	54925-11		TUBING - Deicer (1/2 I.D. x 86" L), right wing	1	
-22	82371-135		HOSE	2	
-23	16633-60		HOSE	1	
-24	16633-73		HOSE	1	
-25	16633-86		HOSE	2	
-26	587 979		SWITCH - Deicer circuit breaker (6FA54-73)	1	31-7612077 to 31-7812129 incl
	454 656		CIRCUIT PROTECTOR - Deicer indicator	1	31-7912001 to 31-7912124 incl.
-27	42724-00		LIGHT ASSEMBLY - Deicer indicator	1	31-7612077 to 31-7812129 incl.
	42724-02		LIGHT ASSEMBLY - Deicer indicator	1	31-7912001 to 31-7912124 incl
-28	472 028		BULB - Deicer indicator (327)	1	
-29	54923-02		TEE - Deicer (Special)	1	
-30	558 907		ELBOW - (1K13-8-8)	2	
-31	41413-47		BUSHING	1	
	454 935		CLAMP - (PS10017-2-10)	1	
	411 535		SCREW - (MS35207-268)	1	
	404 887		NUT - (MS20365-1032C)	1	
-32	41413-48		BUSHING	2	
	454 935		CLAMP - (PS10017-2-10)	2	
	411 537		SCREW - (MS35207-268)	2	
	404 887		NUT - (MS20365-1032C)	2	
-33	41413-50		BUSHING	1	
	454 935		CLAMP - (PS10017-2-10)	1	
	411 536		SCREW - (MS35207-267)	1	
	404 887		NUT - (MS20365-1032C)	1	
-34	455 420		CROSS - (AN827-6D)	1	
-35	451 852		UNION - (AN807-6D)	1	
	407 570		WASHER - (AN960-916)	1	
	477 620		NUT - (AN924-6D)	1	
-36	458 901		ELBOW - (AN833-6D)	2	
-37	458 858		ELBOW - (AN837-10D)	2	

When ordering, always specify Part Number, Description and Serial Number of Aircraft

PIPER PARTS CATALOG

Figure and Index Number	Part Number	Code	NOMENCLATURE	No. Req.	SERIAL NUMBERS AFFECTED
130A-38	454 983		CLAMP - (SAE 8) Type "E"	4	
-39	454 832		CLAMP - (SAE 10) Type "E"	14	
-40	554 802		CLAMP - (SAE 14) Type "E"	2	
-41	554 809		CLAMP - (SAE 15) Type "E"	4	
-42	454 927		CLAMP - (PS10017-2-2)	3	
-43	454 930		CLAMP - (PS10017-2-6)	1	
-44	454 933		CLAMP - (PS10017-2-8)	2	
-45	454 935		CLAMP - (PS10017-2-10)	6	
-46	477 620		NUT - (AN924-6D)	3	
-47	477 621		NUT - (AN924-8D)	2	
-48	477 704		NUT - (AN924-10D)	2	
-49	189 625		GROMMET - (MS21266-1N) 12 3/4" L	AR	
-50	189 627		GROMMET - (MS21266-2N) 12 3/4" L	AR	
-51	434 126		GROMMET - (MS35489-4)	1	
-52	434 138		GROMMET - (MS35489-17)	6	
-53	434 142		GROMMET - (MS35489-22)	2	
-54	42707-02		GROMMET	1	
-55	54926-03		TUBING - Deicer, right (3/8 x 45" L)	1	
-56	44395-00	B	FITTING - Deicer, right	1	
-57	82371-137	B	HOSE - Deicer, left	1	31-7912043 to 31-7912124 incl
	82371-138	B	HOSE - Deicer, right	1	31-7912043 to 31-7912124 incl.
-58	56976-04	A	HOSE - Deicer, left	1	31-7912043 to 31-7912124 incl.
	56976-05	A	HOSE - Deicer, right	1	31-7912043 to 31-7912124 incl
-59	43057-02	A	TUBE ASSEMBLY - Deicer	2	31-7912043 to 31-7912124 incl
-60	56976-02	A	HOSE - Deicer, left	1	31-7912043 to 31-7912124 incl.
	56976-03	A	HOSE - Deicer, right	1	31-7912043 to 31-7912124 incl
-61	554 809	A	CLAMP - (SAE 15) Type "E"	8	31-7912043 to 31-7912124 incl
-62	434 132		GROMMET - (MS35489-19)	2	

When ordering, always specify Part Number, Description and Serial Number of Aircraft

PIPER PARTS CATALOG

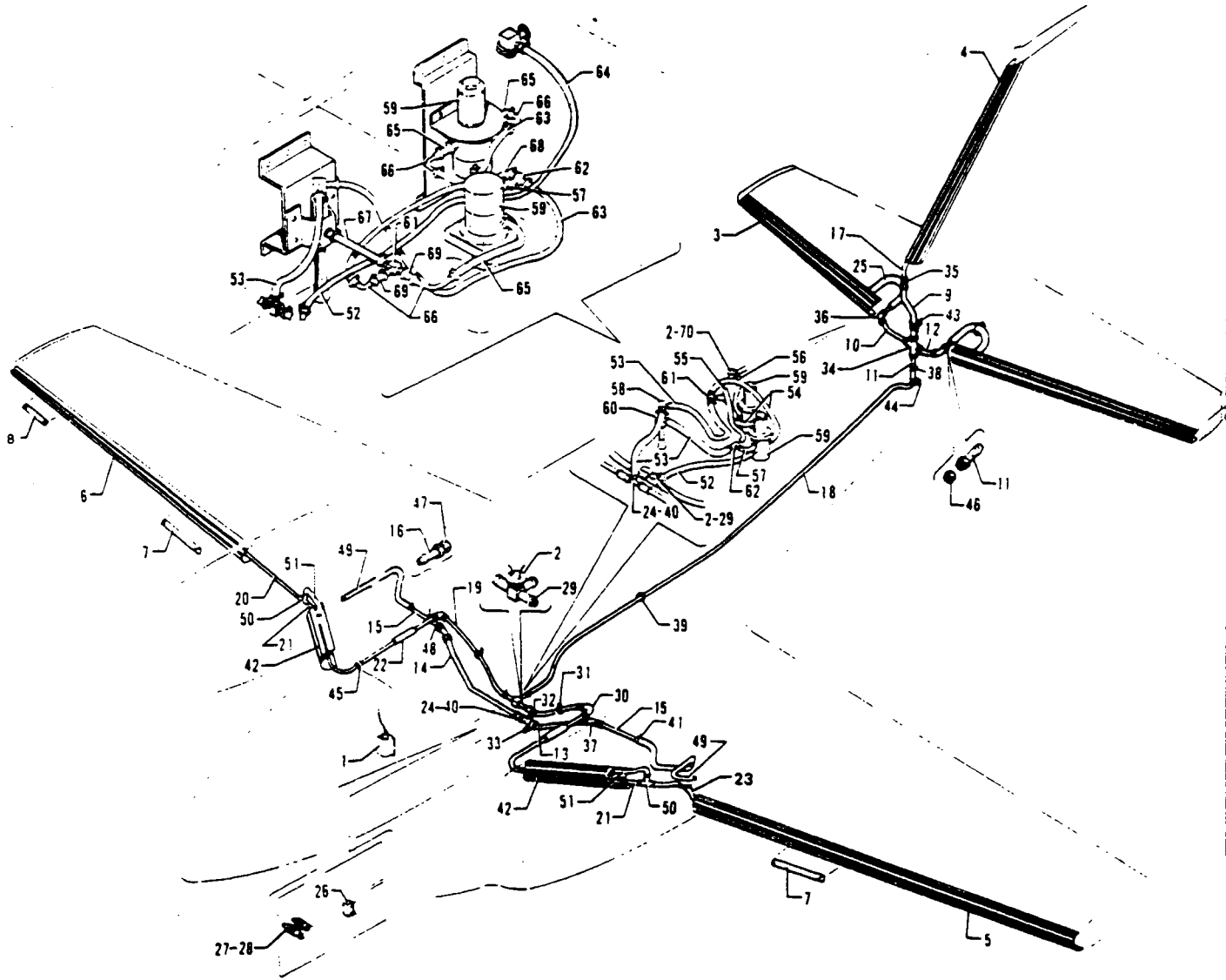


Figure 130B Pneumatic Deicing System Installation
Serial Nos 31 8012001 and up

REVISED MARCH 1983

3J13

PA 31 317
PA 31 325

PIPER PARTS CATALOG

CODE EXPLANATIONS FOR FIGURE 1308

- A - Used if nacelle wing lockers are not installed.
- B - Used on PA-31-325 only
- C - Used on PA-31-310 only

PIPER PARTS CATALOG

Figure and Index Number	Part Number	Code	Nomenclature	No. Req.	Serial Numbers Affected
130B-	49850		DRAWING - Pneumatic Deicing System Installation		
-1	488 704		TIMER - Deicer (479-1)	1	31-8012001 to 31-8012048 incl.
	761 910		TIMER - Deicer (3D1472-10)	1	31-8012049 to 31-8012058 incl.
	488 704		TIMER - Deicer (479-1)	1	31-8012059 and up
-2	587 842		SWITCH - Pressure (1D1470-10)	2	
-3	758 239		DEICER - Horizontal stabilizer, left (25S-7D5026-03)	1	
	758 240		DEICER - Horizontal stabilizer, right (25S-7D5026-04)	1	
-4	758 241		DEICER - Vertical fin (25S-7D5026-05)	1	
-5	758 237		DEICER - Left wing (25S-7D5026-01)	1	
-6	758 238		DEICER - Right wing (25S-7D5026-02)	1	
-7	44275-03		STRIP - Flow, left and right (inboard)	2	
-8	44275-05	A	STRIP - Flow, right (outboard)	1	
-9	42621-00		TUBE ASSEMBLY - Deicer	1	
-10	42636-00		TUBE ASSEMBLY - Deicer	1	
-11	42704-00		TUBE ASSEMBLY - Deicer	3	
-12	42635-00		TUBE ASSEMBLY - Deicer	1	
-13	43462-02		TUBE ASSEMBLY - Deicer	1	31-8012001 to 31-8012065 incl.
	43462-00		TUBE ASSEMBLY - Deicer	1	31-8012066 and up
-14	71627-02		TUBE ASSEMBLY - Deicer	1	
-15	42877-00		TUBE ASSEMBLY - Deicer	2	
-16	54924-02		TUBE ASSEMBLY - Deicer	2	
-17	54925-05		TUBING - Deicer (3/8 I.D. x 30" L)	1	
-18	54925-06		TUBING - Deicer (3/8 I.D. x 202" L)	1	
-19	54925-07		TUBING - Deicer (1/2 I.D. x 30" L), left	1	
	54925-10		TUBING - Deicer (1/2 I.D. x 32.50" L), right	1	
-20	54926-03	B	TUBING - Deicer, right (3/8 x 45" L)	1	
-21	54925-11		TUBING - Deicer (1/2 I.D. x 86" L.), right wing	2	
-22	82371-135		HOSE	2	
-23	49850-07		HOSE	1	
-24	588 534		TEE - (1K30-10-10-8)	1	
-25	16633-86		HOSE	2	
-26	454 656		CIRCUIT PROTECTOR - Deicer indicator (109-205-102)	1	
-27	71085-02		LIGHT ASSEMBLY - Deicer indicator	1	
-28	472 028		* BULB - Deicer indicator (327)	2	
-29	71164-02		TEE - Deicer (special)	1	
-30	558 907		ELBOW - (1K13-8-8)	2	
-31	41413-47		BUSHING	1	
	454 935		CLAMP - (PS10017-2-10)	1	
	411 535		SCREW - (MS35207-266)	1	
	404 887		NUT - (MS20365-1032C)	1	
-32	41413-48		BUSHING	2	
	454 935		CLAMP - (PS10017-2-10)	2	
	411 537		SCREW - (MS35207-268)	2	
	404 887		NUT - (MS20365-1032C)	2	
-33	41413-50		BUSHING	1	
	454 935		CLAMP - (PS10017-2-10)	1	
	411 536		SCREW - (MS35207-267)	1	
	404 887		NUT - (MS20365-1032C)	1	
-34	455 420		CROSS - (AN827-6D)	1	
-35	451 852		UNION - (AN807-6D)	1	
	407 570		WASHER - (AN960-916)	1	
	477 620		NUT - (AN924-6D)	1	

When ordering, always specify Part Number, Description, and Serial Number of Aircraft

Revised: February 18, 1994

PIPER PARTS CATALOG

Figure and Index Number	Part Number	Code	NOMENCLATURE	No. Req.	SERIAL NUMBERS AFFECTED
130B-36	458 901		ELBOW - (AN833-6D)	2	
-37	458 858		ELBOW - (AN837-10D)	2	
-38	454 983		CLAMP - (SAE 8) Type "E"	3	
-39	434 132		GROMMET - (MS35489-19)	2	
-40	554 802		CLAMP - (SAE 14) Type "E"	4	
-41	554 809		CLAMP - (SAE 15) Type "E"	4	
-42	758 491		BOOT - Deicer left wing, inboard (25S-7D5026-07)	1	
	758 492		BOOT - Deicer right wing, inboard (25S-7D5026-08)	1	
-43	454 930		CLAMP - (PS10017-2-6)	1	
-44	454 933		CLAMP - (PS10017-2-8)	2	
-45	454 935		CLAMP - (PS10017-2-10)	6	
-46	477 620		NUT - (AN924-6D)	2	
-47	477 621		NUT - (AN924-8D)	2	
-48	477 704		NUT - (AN924-10D)	2	
-49	82371-137	B	HOSE - Deicer	2	
	82371-137	C	HOSE - Deicer left	1	
	82371-138	C	HOSE - Deicer, right	1	
-50	488 520		TEE - (1K30-8-8-6)	2	
-51	16633-86		HOSE - Deicing	2	
-52	82371-92		HOSE - Deicing	1	31-8012001 to 31-8012065 incl
	16633-79		HOSE - Deicing	1	31-8012066 and up
-53	82371-45		HOSE - Deicing	3	31-8012001 to 31-8012065 incl
	82371-45		HOSE - Deicing	1	31-8012066 and up
-54	82371-110		HOSE - Deicing	2	
-55	82371-148		HOSE - Deicing	1	
-56	49998-08		HOSE - Deicing	1	
-57	56972-131		HOSE - Deicing	1	
-58	49054-02		FITTING - Deicer	1	
-59	492 279		VALVE - Deicer (2H59-8)	2	
-60	71176-02		EJECTOR ASSEMBLY - Pneumatic deicing	1	
-61	588 536		TEE - (1K14-8-8-8)	1	
-62	588 621		TEE - (1K30-8-4-4)	1	
-63	16633-79		HOSE - Deicing (1 2 I D x 19 L)	2	31-8012066 and up
-64	82371-72		HOSE - Deicing (1. 2 I D x 12 L)	1	31-8012066 and up
-65	82371-47		HOSE - Deicing (1 2 I D x 2 1/2 L)	3	31-8012066 and up
-66	71689-02		TUBE - Deicing	4	31-8012066 and up
-67	16633-64		HOSE - Deicing (1 2 I D x 30 L)	1	31-8012066 and up
-68	80007-39		HOSE - Deicing (1/4 I D x 5 L)	1	31-8012066 and up
-69	82371-23		HOSE - Deicing (1 2 I D x 3 L)	2	31-8012066 and up
-70	49856-02		ELBOW - Special	1	

When ordering always specify Part Number Description and Serial Number of Aircraft

PIPER PARTS CATALOG

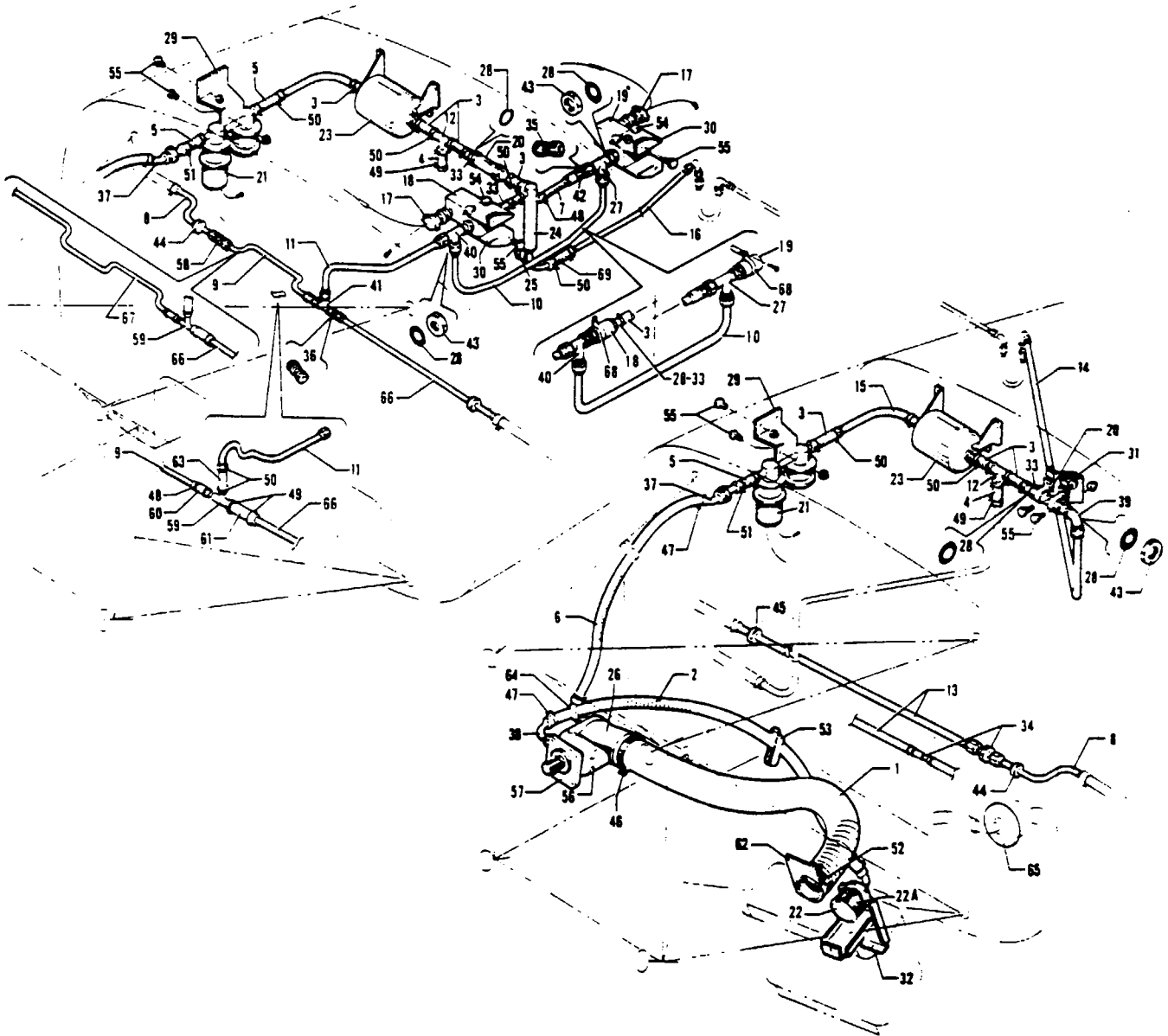


Figure 131 Engine Compartment Deicing Installation
(Used if Nacelle Wing Lockers are not installed)
(Serial Nos 31-5 to 31-7912124 incl.)

PIPER PARTS CATALOG

CODE EXPLANATIONS FOR FIGURE 131

- A - Used on PA-31-310 airplanes with serial numbers 31-5 to 31-7612076 inclusive.
- B - Used on PA-31-300 airplanes only.
- C - Used on PA-31-310 airplanes with serial numbers 31-7612077 to 31-7912124 inclusive.

PIPER PARTS CATALOG

Figure and Index Number	Part Number	Code	NOMENCLATURE	No. Req.	SERIAL NUMBERS AFFECTED
131-	42714 54930	A,B C	DRAWING - Engine Compartment Deicing Installation DRAWING - Engine Compartment Deicing Installation		
-1	10525-86 10525-85	A B	HOSE - Oil cooler HOSE - Oil cooler	2 2	
-2	49997-09 49997-08		HOSE - Air filter, left HOSE - Air filter, right	1 1	
-3	82371-35		HOSE - Deicing	10	
-4	82371-47		HOSE - Deicing	2	
-5	82371-106		HOSE - Deicing	2	
-6	49997-05		HOSE - Deicing (565 268)	2	
-7	17766-105		HOSE ASSEMBLY - Deicing, right	1	
-8	42603-00	A	TUBE ASSEMBLY - Deicing	2	
-9	42631-03 44805-00	A,B A,B	TUBE ASSEMBLY - Deicing, right (fittings both ends) TUBE ASSEMBLY - Deicing, right (fittings one end)	1 1	
-10	43253-00		TUBE ASSEMBLY - Deicing, right	1	
-11	43254-02 43254-03	A,B A,B	TUBE ASSEMBLY - Deicing, right (fittings both ends) TUBE ASSEMBLY - Deicing, right (fittings one end)	1 1	
-12	43035-00		TUBE ASSEMBLY - Deicing	2	
-13	43036-00 54925-08	A,B C	TUBE ASSEMBLY - Deicing, left TUBING - Deicer, left (1/2 I.D. x 110" L)	1 1	
-14	43037-00 82371-137 56976-02	A,B C	TUBE ASSEMBLY - Deicing, left HOSE - Deicing, left HOSE - Deicer, left	1 1 1	31-7612077 to 31-7912042 incl. 31-7912043 to 31-7912124 incl.
-15	43057-02		TUBE ASSEMBLY - Deicing	2	
-16	43058-00 82371-138 56976-03	A,B C	TUBE ASSEMBLY - Deicing, right HOSE - Deicing, right HOSE - Deicing, right	1 1 1	31-7612077 to 31-7912042 incl. 31-7912043 to 31-7912124 incl.
-17	41843-00	A,B	PLUG ASSEMBLY - Deicer control valve, right	2	
-18	492 118 492 267	A,B C	VALVE - Deicer control (V-14500-37) right VALVE - Deicer control (1096-00-1) right	1 1	
-19	492 117 492 263	A,B C	VALVE - Deicer control (V-14500-36) right VALVE - Deicer control (1074-00-1) right	1 1	
-20	492 120		VALVE - Deicer check (MS28060-04)	2	
-21	492 271		VALVE - Deicer relief (2H22-11)	2	
-22	460 853		FILTER - Air (1J1-3)	2	
-22a	751 815		FILTER - Air (B3-5-1)	1	
-23	460 866		FILTER - Inline (1J4-6)	2	
-24	43074-00		MANIFOLD ASSEMBLY - Deicer system, right	1	
-25	454 289		CAP - Manifold (AN929-3)	1	
-26	43093-00		SHROUD - Vacuum pump cooling	2	
-27	43243-00 43243-03	A,B C	EJECTOR ASSEMBLY - Pneumatic deicing, right EJECTOR ASSEMBLY - Pneumatic deicing, right	1 1	
-28	462 053		GASKET - (AN8290-10)	7	
-29	43033-00		BRACKET - Relief valve	2	
-30	43252-00	A,B	BRACKET - Pneumatic valve, right	4	
-31	43034-00		BRACKET - Check valve, left	1	
-32	43094-00		BRACKET ASSEMBLY - Filter support	2	
-33	43072-00		ADAPTER - Deicer	4	
-34	484 290 54926-05	A,B C	REDUCER - (AN919-12) Left TUBE ASSEMBLY - Deicing, left	1 1	
-35	484 295		REDUCER - (A55C-10-6) Right	2	
-36	484 296		REDUCER - (A55C-10-8) Right	1	

When ordering, always specify Part Number, Description and Serial Number of Aircraft

PIPER PARTS CATALOG

Figure and Index Number	Part Number	Code	NOMENCLATURE	No. Req.	SERIAL NUMBERS AFFECTED
131-37	558 933		ELBOW - (1K36-12-12)	2	
-38	558 925		ELBOW - (1K1-8-12) 90 Degrees	2	
-39	458 857	A,B	ELBOW - (AN833-100) Left	1	
			ELBOW - (1K13-10-10) Left	1	
-40	488 541	A,B	TEE - (AN804-100) Right	1	
	54849-02	C	TEE - Deicer solenoid, right	1	
-41	488 532		TEE - (AN824-100) Right	1	
-42	477 702		NUT - (AN818-100) Right	3	
-43	477 704		NUT - (AN924-100)	3	
-44	434 179	A,B	GROMMET - (MS35489-41)	2	
	434 147	C	GROMMET - (MS35489-48)	1	
-45	434 176	A,B	GROMMET - (MS35489-43)	1	
	434 190	C	GROMMET - (MS35489-46)	1	
-46	80002-85		CLAMP - Vacuum pump shroud	2	
-47	454 921		CLAMP - (QS100-M10)	8	
-48	454 832		CLAMP - (SAE 10) Type "E", right	3	
-49	454 987		CLAMP - (SAE 12) Type "E"	6	
-50	554 802		CLAMP - (SAE 14) Type "E"	24	
-51	554 806		CLAMP - (SAE TY E-18)	4	
-52	454 994		CLAMP - (H2-1160)	2	
-53	487 722		STRAP ASSEMBLY - (668-3-6FR)	2	
-54	400 451	A,B	BOLT - (AN3-20A) Right	4	
	404 887	A,B	NUT - (MS20365-1032C) Right	4	
-55	400 437		BOLT - (AN3-3A)	16	
	404 887		NUT - (MS20365-1032C)	16	
-56	481 709		PUMP - Dry vacuum (423CC-1)	2	31-5 to 31-241 inclusive
	26749-09		PUMP - Dry vacuum (441CC-7)	2	31-243 and 31-244 inclusive
-57	751 859		GASKET - Vacuum pump mounting (B3-1-2)	1	31-242, 31-245 to 31-7912124 incl.
-58	491 052	A,B	UNION - (AN815-6D)	1	
-59	43633-00		FITTING - Hose tee	1	
-60	82371-51	A,B	HOSE - Flexible (3/8" I.D.)	1	
-61	49998-08	A,B	HOSE - Flexible (1/2" I.D.)	1	
-62	43092-00		TAKE-OFF ASSEMBLY - Pump duct	2	
-63	82371-46		HOSE - Flexible (5/8" I.D.)	1	
-64	558 931		ELBOW - (1K9-8-12)	2	
-65	43799-00		PLATE ASSEMBLY - Pneumatic air filter cover	2	
-66	42866-00	A,B	TUBE ASSEMBLY - Deicing (fitting one end)	1	
	43694-02		TUBE ASSEMBLY - Deicing (no fittings)	1	
	54925-09	C	TUBING - Deicer (1/2" I.D. x 80" L) right	1	
-67	54926-03	C	TUBING - Deicer (3/8 x 45" L) right	1	
-68	41413-55	C	BUSHING	2	
	554 633	C	CLAMP - (PS10017-16-24)	2	
	401 274	C	BOLT - (AN3-15A)	2	
-69	82371-35	A,B	HOSE - Deicing, right	1	

When ordering, always specify Part Number, Description and Serial Number of Aircraft

PIPER PARTS CATALOG

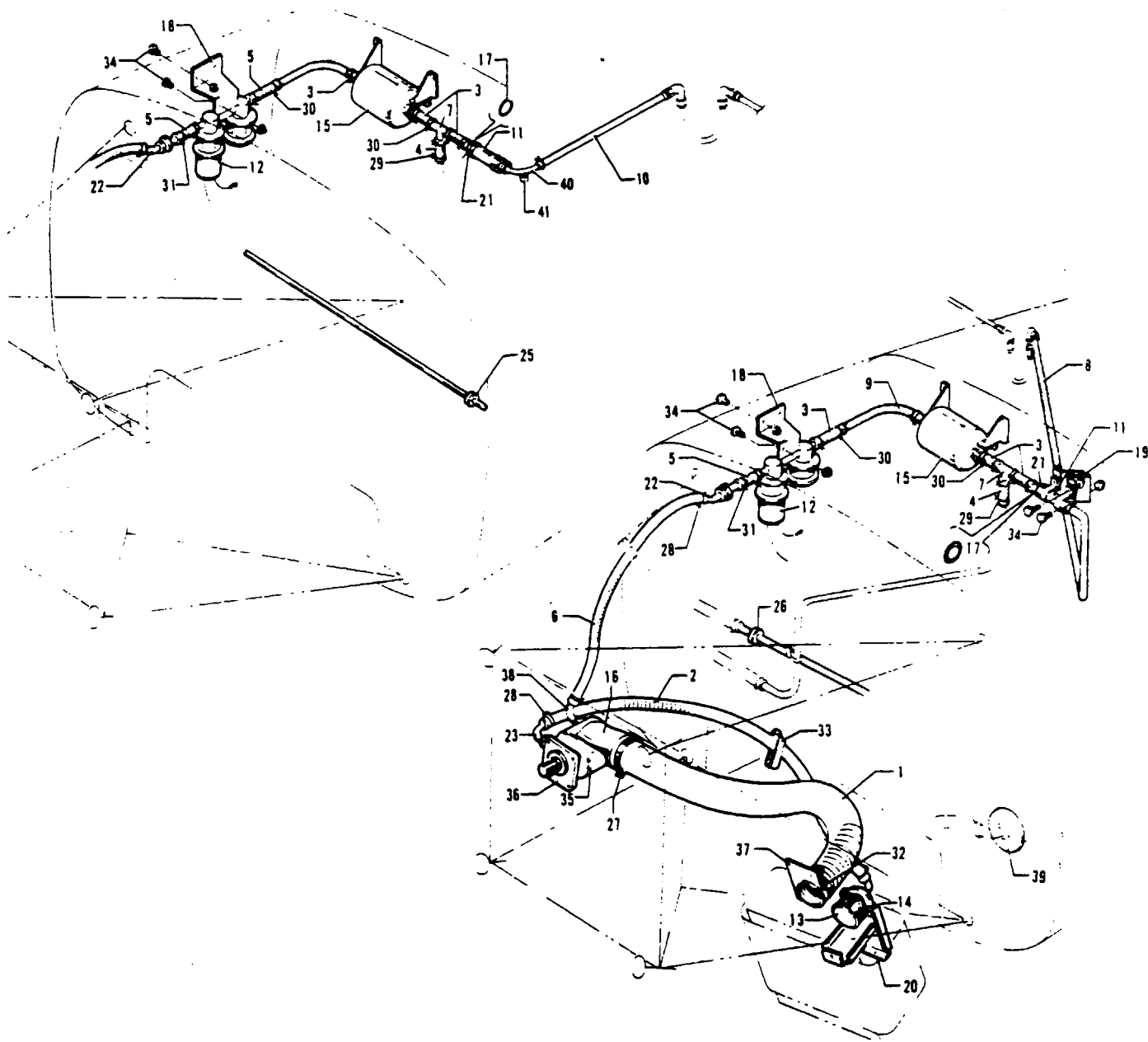


Figure 131A Engine Compartment Deicing Installation
 (Used if Nacelle Wing Lockers are not installed)
 (Serial Nos 31-8012001 and up)

3J21

PIPER PARTS CATALOG

CODE EXPLANATIONS FOR FIGURE 131A

PIPER PARTS CATALOG

Figure and Index Number	Part Number	Code	NOMENCLATURE	No. Req.	SERIAL NUMBERS AFFECTED
131A-	49852		DRAWING - Engine Compartment Deicing Installation		
-1	10525-86		HOSE - Oil cooler	2	
-2	49997-09		HOSE - Air filter, left	1	
	49997-08		HOSE - Air filter, right	1	
-3	82371-35		HOSE - Deicing	8	
-4	82371-47		HOSE - Deicing	2	
-5	82371-106		HOSE - Deicing	2	
-6	49997-05		HOSE - Deicing (565 268)	2	
-7	43035-00		TUBE ASSEMBLY - Deicing	2	
-8	82371-137		HOSE - Deicing, left	1	
-9	43057-02		TUBE ASSEMBLY - Deicing	2	
-10	82371-138		HOSE - Deicing, right	1	
-11	492 120		VALVE - Deicer check (MS28050-04)	2	
-12	492 271		VALVE - Deicer relief (2H22-11)	2	
-13	460 853		FILTER - Air (1J1-3)	2	
-14	751 815		* FILTER - Air (B3-5-1)	1	
-15	460 866		FILTER - Inline (1J4-6)	2	
-16	43093-00		SHROUD - Vacuum pump cooling	2	
-17	462 053		GASKET - (AN6290-10)	4	
-18	43033-00		BRACKET - Relief valve	2	
-19	43034-00		BRACKET - Check valve	1	
-20	43094-00		BRACKET ASSEMBLY - Filter support	2	
-21	43072-00		ADAPTER - Deicer	3	
-22	558 933		ELBOW - (1K36-12-12)	2	
-23	558 925		ELBOW - (1K1-8-12) 90 Degrees	2	
-24	477 704		NUT - (AN924-10D)	1	
-25	434 147		GROMMET - (MS35489-48)	2	
-26	434 190		GROMMET - (MS35489-46)	2	
-27	80002-85		CLAMP - Vacuum pump shroud	2	
-28	454 921		CLAMP - (QS100-M10)	8	
-29	454 987		CLAMP - (SAE 12) Type "E"	4	
-30	554 802		CLAMP - (SAE 14) Type "E"	19	
-31	554 806		CLAMP - (SAE TY E-18)	4	
-32	454 994		CLAMP - (H2-1160)	2	
-33	487 722		STRAP ASSEMBLY - (668-3-6FR)	2	
-34	400 437		BOLT - (AN3-3A)	20	
	404 887		NUT - (MS20365-1032C)	20	
-35	26749-09		PUMP - Dry vacuum (441CC-7)	2	
-36	751 859		* GASKET - Vacuum pump mounting (B3-1-2)	1	
-37	43092-00		TAKE-OFF ASSEMBLY - Pump duct	2	
-38	558 931		ELBOW - (1K9-8-12)	2	
-39	43799-00		PLATE ASSEMBLY - Pneumatic air filter cover	2	
-40	71606-02		ELBOW ASSEMBLY	1	
-41	454 289		* CAP - (AN929-3)	1	

When ordering, always specify Part Number, Description and Serial Number of Aircraft

3J24
INTENTIONALLY LEFT BLANK

PIPER PARTS CATALOG

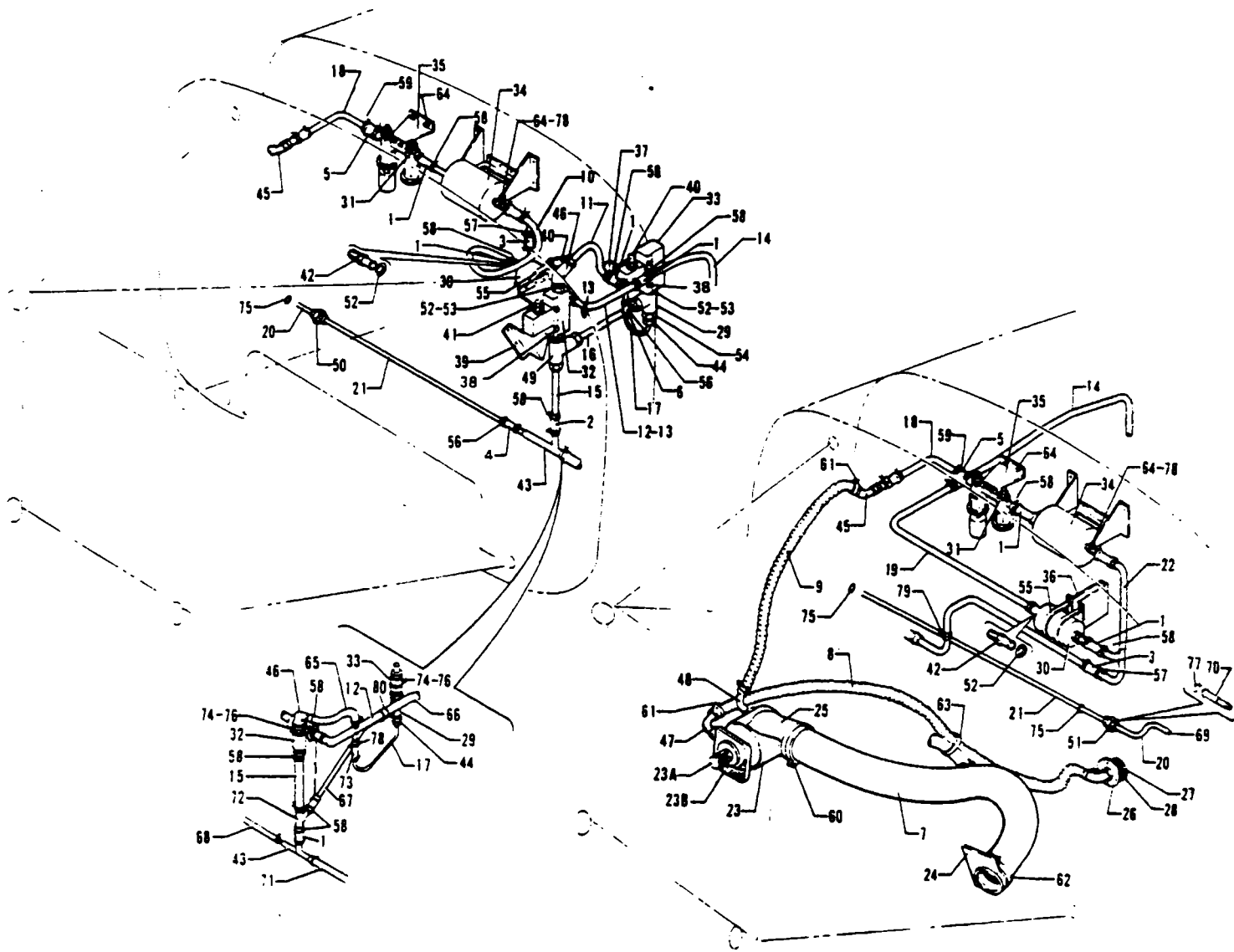


Figure 132 Engine Compartment Deicing Installation
(Used if Nacelle Wing Lockers are installed)
(Serial Nos 31-660 to 31-7912124 incl)

PIPER PARTS CATALOG

CODE EXPLANATIONS FOR FIGURE 132

- A - Used on PA-31-310 airplanes with serial numbers 31-660, 31-712 to 31-7400989 inclusive and 31-7400991 to 31-7512005 inclusive.
- B - Used on PA-31-325 airplanes with serial numbers 31-7400990 and 31-7512006 to 31-7812078 inclusive.
- C - Used on PA-31-325 airplanes with serial numbers 31-7812077 to 31-7912124 and on PA-31-310 with serial numbers 31-7812098 to 31-7912124 inclusive

PIPER PARTS CATALOG

Figure and Index Number	Part Number	Code	NOMENCLATURE	No. Req.	SERIAL NUMBERS AFFECTED
132-	44470 54926	A,B C	DRAWING - Engine Compartment Deicing Installation DRAWING - Engine Compartment Deicing Installation		
-1	82371-35		HOSE - Deicing	11	
-2	82371-46	A,B	HOSE - Deicing, right	1	
-3	82371-47		HOSE - Deicing	2	
-4	82371-51	A,B	HOSE - Deicing, right	1	
-5	82371-106		HOSE - Deicing	4	
-6	16633-44		HOSE - Deicing, right	1	
-7	10525-86		HOSE - Oil cooler	2	
-8	49997-09		HOSE - Air filter, left	1	
	49997-08		HOSE - Air filter, right	1	
-9	49997-05		HOSE - Deicing	2	
-10	44430-00		TUBE ASSEMBLY - Deicing, right	1	
-11	44432-00	A,B	TUBE ASSEMBLY - Deicing, right	1	
-12	44445-00	A,B	TUBE ASSEMBLY - Deicer manifold, right	1	
	44445-05	C	TUBE ASSEMBLY - Deicer manifold, right	1	
-13	454 289		CAP - (AN929-3)	1	
-14	44446-00	A,B	TUBE ASSEMBLY - Deicing, left	1	
	44447-00	A,B	TUBE ASSEMBLY - Deicing, right	1	
-15	44463-00	A,B	TUBE ASSEMBLY - Deicing, right	1	
	49998-39	C	HOSE - Deicing, right	1	
-16	44464-00	A,B	TUBE ASSEMBLY - Deicing, right	1	
-17	44466-00		TUBE ASSEMBLY - Deicing, right	1	
-18	44396-02		TUBE - Deicing	2	
-19	44396-04	A,B	TUBE - Deicing, left	1	
	82371-137	C	HOSE - Deicing, left	1	
-20	42603-00	A,B	TUBE ASSEMBLY - Deicing	1	
-21	43036-00	A,B	TUBE ASSEMBLY - Deicing, left	1	
	44405-00	A,B	TUBE ASSEMBLY - Deicing, right	1	
-22	44414-00		TUBE ASSEMBLY - Deicing, left	1	
-23	26749-09	A	PUMP - Dry vacuum (441CC-7)	2	
	26749-09	C	PUMP - Dry vacuum (441CC-7) left engine	1	
	26749-10	C	PUMP - Dry vacuum (442CW-6) right engine	1	
-23a	757 865		COUPLING ASSEMBLY KIT - Vacuum pump drive (No.352)	1	
-23b	751 859		GASKET - Vacuum pump mounting (B3-1-2)	1	
-24	43092-00		TAKE-OFF ASSEMBLY - Pump duct	2	
-25	43093-00		SHROUD - Vacuum pump cooling	2	
-26	43799-00		PLATE ASSEMBLY - Pneumatic air filter cover	2	
-27	460 853		FILTER - Air (1J1-3)	2	
-28	751 815		FILTER - Air (B3-5-1)	1	
-29	43243-00	A,B	EJECTOR ASSEMBLY - Pneumatic deicing, right	1	
	43243-03	C	EJECTOR ASSEMBLY - Pneumatic deicing, right	1	
-30	492 120		VALVE - Check (MS28050-04)	2	
-31	492 271		VALVE - Relief (2H22-11)	2	
-32	492 118	A,B	VALVE - Deicer control (V-14500-37) right	1	
	492 264	C	VALVE - Deicer control (1075-00-1) right	1	
-33	492 117	A,B	VALVE - Deicer control (V-14500-36) right	1	
	492 263	C	VALVE - Deicer control (1074-00-1) right	1	
-34	460 866		FILTER - Inline (1J4-6)	2	

When ordering, always specify Part Number, Description and Serial Number of Aircraft

PIPER PARTS CATALOG

Figure and Index Number	Part Number	Code	NOMENCLATURE	No. Req.	SERIAL NUMBERS AFFECTED
132-35	43033-02		BRACKET - Relief valve	2	
-36	44408-00		BRACKET - Check valve, left	1	
-37	44409-00	A,B	BRACKET ASSEMBLY - Valve attachment, right	1	
-38	400 450	A,B	BOLT - (AN3-17A)	4	
-39	44440-00	A,B	BRACKET ASSEMBLY - Deicer valve attachment, right	1	
-40	44473-00		BRACKET - Check valve, right	1	
-41	41843-00	A,B	PLUG ASSEMBLY - Deicer control valve, right	2	
-42	43072-00		ADAPTER - Deicer	4	
-43	44395-00		FITTING ASSEMBLY - Deicer, right	1	
-44	484 295		REDUCER - (A55C-10-6) Right	1	
-45	558 933		ELBOW - (1K36-12-12) 45 Degrees	2	
-46	458 857	A,B	ELBOW - (AN833-10D)	1	
	54642-02	C	ELBOW - Deicer solenoid	1	
-47	558 925		ELBOW - (1K1-8-12) 90 Degrees	2	
-48	558 931		ELBOW - (1K9-8-12)	2	
-49	488 541	A,B	TEE - (AN804-10D) Right	1	
-50	491 052	A,B	UNION - (AN815-8D) Right	1	
-51	484 290	A,B	REDUCER - (AN919-12) Right	1	
-52	482 053		GASKET - (AN6290-10)	7	
-53	477 704		NUT - (AN924-10D)	3	
-54	477 702		NUT - (AN818-10D)	1	
-55	454 945		CLAMP - (PS10017-1-20)	3	
-56	454 832		CLAMP - (SAE 10) Type "E", right	4	
-57	454 987		CLAMP - (SAE 12) Type "E"	4	
-58	554 802		CLAMP - (SAE 14) Type "E"	24	
-59	554 806		CLAMP - (SAE TY E-18)	8	
-60	80002-85		CLAMP - Vacuum pump shroud	2	
-61	454 921		CLAMP - (QS100-M10)	8	
-62	454 994		CLAMP - (H2-1160)	2	
-63	487 722		STRAP ASSEMBLY - (668-2-6FR) Left	1	
-64	400 437		BOLT - (AN3-3A)	12	
	404 887		NUT - (MS20365-1032C)	12	
-65	82371-44	C	HOSE - Deicing, right	1	
-66	82371-138	C	HOSE - Deicing, right	1	
-67	54644-02	C	TUBE ASSEMBLY - Deicer, right	1	
-68	54926-03	C	TUBING - Deicer, right (3/8 x 45" L)	1	
-69	18633-60	C	HOSE - Deicing, left	1	
-70	54926-05	C	TUBE ASSEMBLY - Deicing, left	1	
-71	54925-12	C	TUBING - Deicer, left (1/2 I.D. x 118' L)	1	
	54926-11	C	TUBING - Deicer, right (1/2 I.D. x 88' L)	1	
-72	54638-02	C	TUBE ASSEMBLY - Deicer	1	
-73	18633-44	C	TUBE - Deicer, right	1	
-74	401 266	C	BOLT - (AN3-5A)	2	
	404 887	C	NUT - (MS20365-1032C)	2	
-75	189 625	C	GROMMET - (MS21286-1N)	4	
-76	554 633	C	CLAMP - (PS10017-16-24)	2	
-77	554 808	C	CLAMP - (SAE 13) Type "E"	1	
-78	454 935	C	CLAMP - (PS10017-2-10)	4	
-79	454 934	C	CLAMP - (PS10017-2-8)	1	
	454 933	C	CLAMP - (PS10017-2-8)	1	
-80	554 809	C	CLAMP - (SAE 15) Type "E"	1	

When ordering, always specify Part Number, Description and Serial Number of Aircraft

PIPER PARTS CATALOG

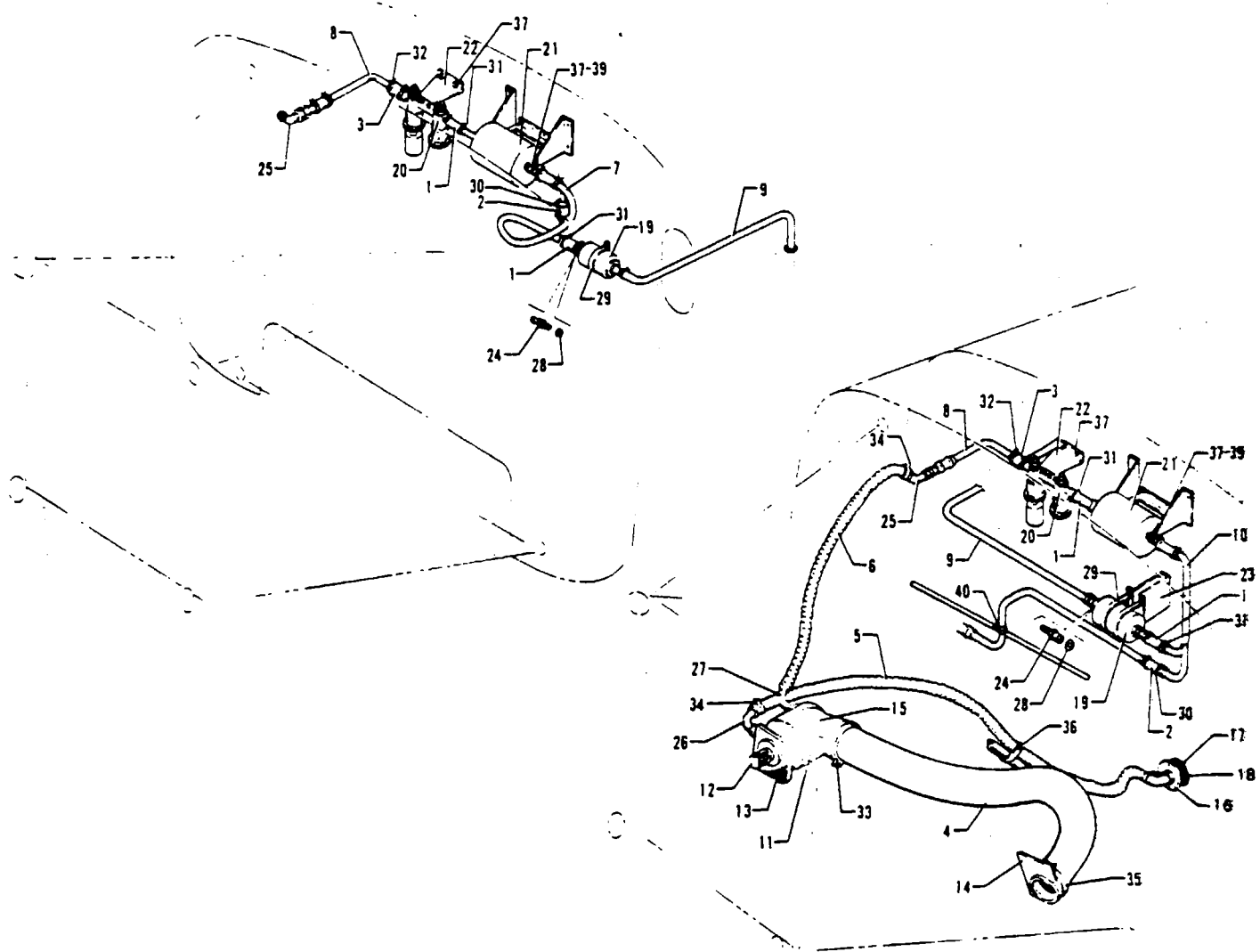


Figure 132A Engine Compartment Deicing Installation
(Used if Nacelle Wing Lockers are installed)
(Serial Nos 31-8012001 and up)

REVISED SEPTEMBER 1979

3K5

PA-31-370
PA-31-325

PIPER PARTS CATALOG

CODE EXPLANATIONS FOR FIGURE 132A

PIPER PARTS CATALOG

Figure and Index Number	Part Number	Code	NOMENCLATURE	No. Req.	SERIAL NUMBERS AFFECTED
132A-	49848		DRAWING - Engine Compartment Deicing Installation		
-1	82371-35		HOSE - Deicing	6	
-2	82371-47		HOSE - Deicing	2	
-3	82371-106		HOSE - Deicing	4	
-4	10525-86		HOSE - Oil cooler	2	
-5	49997-09		HOSE - Air filter, left	1	
	49997-08		HOSE - Air filter, right	1	
-6	49997-05		HOSE - Deicing	2	
-7	44430-00		TUBE ASSEMBLY - Deicing, right	1	
-8	44396-02		TUBE - Deicing	2	
-9	82371-137		HOSE - Deicing, left	1	
-10	44414-00		TUBE ASSEMBLY - Deicing, left	1	
-11	26749-09		PUMP - Dry vacuum (441CC-7) left engine	1	
	26749-10		PUMP - Dry vacuum (442CW-6) right engine	1	
-12	757 865		COUPLING ASSEMBLY KIT - Vacuum pump drive (No 352)	1	
-13	751 859		GASKET - Vacuum pump mounting (B3-1-2)	1	
-14	43092-00		TAKE-OFF ASSEMBLY - Pump duct	2	
-15	43093-00		SHROUD - Vacuum pump cooling	2	
-16	43799-00		PLATE ASSEMBLY - Pneumatic air filter cover	2	
-17	460 853		FILTER - Air (1J1-3)	2	
-18	751 815		FILTER - Air (B3-5-1)	1	
-19	492 120		VALVE - Check (MS28050-04)	2	
-20	492 271		VALVE - Relief (2H22-11)	2	
-21	460 866		FILTER - Inline (1J4-6)	2	
-22	43033-02		BRACKET - Relief valve	2	
-23	44408-00		BRACKET - Check valve, left	1	
-24	43072-00		ADAPTER - Deicer	4	
-25	558 933		ELBOW - (1K36-12-12) 45 Degrees	2	
-26	558 925		ELBOW - (1K1-8-12) 90 Degrees	2	
-27	558 931		ELBOW - (1K9-8-12)	2	
-28	462 053		GASKET - (AN6290-10)	6	
-29	454 945		CLAMP - (PS10017-1-20)	3	
-30	454 987		CLAMP - (SAE 12) Type "E"	4	
-31	554 802		CLAMP - (SAE 14) Type "E"	12	
-32	554 806		CLAMP - (SAE TY E-18)	8	
-33	80002-85		CLAMP - Vacuum pump shroud	2	
-34	454 921		CLAMP - (QS100-M10)	8	
-35	454 994		CLAMP - (H2-1160)	2	
-36	487 722		STRAP ASSEMBLY - (668-2-6FR) Left	1	
-37	400 437		BOLT - (AN3-3A)	12	
	404 887		NUT - (MS20365-1032C)	12	
-38	54926-03		TUBING - Deicer, right (3/8 x 45" L)	1	
-39	454 935		CLAMP - (PS10017-2-10)	4	
-40	454 934		CLAMP - (PS10017-2-9)	1	
	454 933		CLAMP - (PS10017-2-8)	1	

When ordering, always specify Part Number, Description and Serial Number of Aircraft

PIPER PARTS CATALOG

GRIDS 3K8 THRU 3L24
INTENTIONALLY LEFT BLANK



AIRPLANE PARTS CATALOG

PA-31 NAVAJO
PA-31-300 NAVAJO 300
PA-31-325 NAVAJO C/R

CARD 4 OF 5

**PIPER AIRCRAFT
CORPORATION**

[PART NUMBER 753 703]

4A1

REVISED: FEBRUARY 18, 1994

PIPER PARTS CATALOG

AEROFICHE EXPLANATION AND REVISION STATUS

The Parts Catalog information in this set of Aerofiche cards is arranged in accordance with the general specifications of Aerofiche adopted by the General Aviation Manufacturer's Association.

Conversion of Aerofiche alpha/numeric code numbers:

First number is the Aerofiche card identifier.

Letter is the horizontal line reference per card.

Second number is the vertical line reference per card.

Example: 2J16 = Aerofiche card number two of given set. Grid location J16.

To aid in locating the various sections and related information desired, the following is provided:

A complete Catalog Table of Contents is given at Grid 1A9 of Aerofiche card number 1 of this set. Each additional card in this set will have a Table of Contents for all sections on that particular card. This table will start at Grid A3.

REVISIONS

The information compiled in this Aerofiche Parts Catalog is kept current by revisions distributed periodically. Each revision is a complete Aerofiche card replacement and supersedes Aerofiche cards of the same number in the set.

Revisions to this PA-31-300/310/325 Parts Catalog issued September 20, 1974 are as follows:

753 703 (ORG740920)	Dated September 20 1974
753 703 (PR760227)	Dated February 1976
753 703 (PR770107)	Dated January 1977
753 703 (PR770913)	Dated September 1977
753 703 (PR771130)	Dated November 1977
753 703 (PR780914)	Dated September 1978
753 703 (PR790912)	Dated September 1979
753 703 (PR800410)	Dated April 1980
753 703 (PR800917)	Dated September 1980
753 703 (PR810513)	Dated May 1981
753 703 (PR810915)	Dated September 1981
753 703 (PR820413)	Dated April 1982
753 703 (PR821108)	Dated November 1982
753 703 (PR830315)	Dated March 1983
753 703 (PR831109)	Dated November 1983
753 703 (PR840614)	Dated June 1984
753 703 (IR860428)	Dated April 1986 (Interim Change)
753 703 (IR860528)	Dated May 1986 (Interim Change)
753 703 (PR940218)	Dated February 1994

NOTE Refer to Aerofiche Customer Service Information Catalog (1753 755) for revision dates and card effectivities for this parts catalog.

TABLE OF CONTENTS

FIGURE NUMBER	FIGURE TITLE	GRID NUMBER
SECTION XIII (cont) ELECTRONICS GROUP		
157A	King AutoPilot (KAP-200) and King AutoPilot F/D (KFC-200) Installation (PA-31-310/325) (S/N 31-7912002 and up)	4G5
157B	Century 41 AutoPilot and F/D AutoPilot Installation (PA-31-310/325) (S/N 31-8212001 and up)	4G9
158	AltiMatic H-14 Installation	4G13
159	AltiMatic H-14 Engine Compartment Installation	4G18
160	RMI System Installation (Radar Magnetic Indicator)	4G22
161	Remote Indicator Compass Installation	4H1
162	Antenna Cable, Speaker, Static Wicks, Ramp Hailer and Mike Installation	4H4
163	Piper PM-1 Marker Beacon Installation	4H8
164	Radio Junction Boxes	4H11
165	Radio Junction Boxes	4H14
166	Piper Automatic Locator (ELT) Installation (Garrett Mfg. Ltd)	4H17
167	Piper Automatic Locator (ELT) Installation (Communications Components Corp)	4H20
167A	Piper Automatic Locator (ELT) Installation (Narco Avionics)	4I1
167B	King Radio Telephone Installation (PA-31-310/325)	4I4
	Radio Installation Drawings	4I7
SECTION XIV SPECIAL EQUIPMENT INSTALLATION GROUP		
168	Special Equipment Installed on Aircraft That Comply With C A A (United Kingdom) Requirements	4I14
SECTION XV MISCELLANEOUS GROUP		
169	Placards and Exterior Stencils	4J1
	Optional Equipment Kits and Repair Kits	4J1C

PIPER PARTS CATALOG

CODE EXPLANATIONS FOR FIGURE 133

- A - Used on PA-31-310 airplanes with serial numbers 31-5 to 31-227 inclusive, 31-229 and 31-232
- B - Used on serial numbers 31-228, 31-230, 31-231, and 31-233 and up
- C - Order Filter Assembly 43843-00 if 70 AMP Alternator has been installed
- D - Order Filter Assembly 44180-00 if 70 AMP Alternator has been installed
- E - Order Plate Assembly 41080-04 if 70 AMP Alternator has been installed
- F - Used if nacelle wing lockers are not installed
- G - Used if nacelle wing lockers are installed
- H - Used on serial numbers 31-228, 31-230, 31-231 and 31-233 to 31-841 inclusive
- J - Used on PA-31-310 and PA-31-300 airplanes only
- K - Used on PA-31-325 airplanes only
- L - Order Voltage Regulator (550 381) if 70 AMP Alternator has been installed
- M - Order Overvoltage Relay (550 382) if 70 AMP Alternator has been installed
- N - Refer to Figure 144 if wing tip strobe lights are installed
- O - Used on serial numbers 31-5 to 31-644 inclusive, 31-646 to 31-656 and 31-658 to 31-662 inclusive
- P - Used on serial numbers 31-645, 31-657 and 31-663 to 31-7300961 inclusive See Figure 144 for serial numbers 31-7300962 and up
- Q - Order item 70 Part No 484 182, if Overvoltage Relay Replacement Kit 760 787 has been installed
- R - Used on PA-31-310 airplanes with serial numbers 31-7512013 and up, and all PA-31-325 Models
- S - See Figure 163 for installations on aircraft that comply with C A A (United Kingdom) requirements
- T - Used on serial numbers 31-7612045, 31-7612046 and 31-7612048 and up. Also used on aircraft that comply with C A A (United Kingdom) requirements with serial numbers 31-5 and up
- U - Before ordering individual transistor(s), ascertain if existing dimmer control assembly incorporates six fuses. If existing dimmer control assembly does not incorporate six fuses, it is recommended that a new dimmer control assembly (with six fuses) P/N 57900-02 be installed
- V - Also used on aircraft with serial numbers 31-5 to 31-7812129 inclusive if Calco Flap System Installation Kit 764 938L has been installed per Service Letter 959

PIPER PARTS CATALOG

Figure and Index Number	Part Number	Code	NOMENCLATURE	No. Req.	SERIAL NUMBERS AFFECTED
133-	40700 42637 42388 44404	F G	DRAWING - Electrical System Installation DRAWING - Heated Windshield Installation DRAWING - Ice Detection Light Installation DRAWING - Ice Detection Light Installation		
-1	31494-00 43843-00	A,C B	FILTER ASSEMBLY - Alternator FILTER ASSEMBLY - Alternator	2 2	
-2	24373-00 44180-00	A,D H	FILTER ASSEMBLY - Regulator FILTER ASSEMBLY - Regulator	2 1	
-3	41530-02 71644-06 41530-03 71644-07		CABLE ASSEMBLY - Starter, right CABLE ASSEMBLY - Starter, right CABLE ASSEMBLY - Starter, left CABLE ASSEMBLY - Starter, left	1 1 1 1	31-5 to 31-8012069 incl 31-8012070 and up 31-5 to 31-8012069 incl 31-8012070 and up
-4	41534-00		PLATE ASSEMBLY - Shunt, Sta 81	1	
-5	41533-00 41533-06		COVER ASSEMBLY - Shunt plate COVER ASSEMBLY - Shunt plate	1 1	31-5 to 31-841 inclusive 31-842 and up
-6	41337-00		BLOCK - Rub	1	
-7	41080-00 41080-04	A,E H	PLATE ASSEMBLY - Regulator mounting PLATE ASSEMBLY - Regulator mounting	1 1	
-8	17604-33		CABLE ASSEMBLY - Ground to engine	4	
-9	44040-00		DIODE ASSEMBLY - Gear warning horn	1	
-10	22103-02 22103-03 22105-02 22104-02		GROMMET HOLDER - Firewall seal, forward GROMMET HOLDER - Firewall seal, aft GASKET - Firewall seal, forward GROMMET - Firewall seal	2 2 2 4	
-11	22103-02 22103-03 22105-07 22104-07		GROMMET HOLDER - Firewall seal, forward GROMMET HOLDER - Firewall seal, aft GASKET - Firewall seal, forward GROMMET - Firewall seal	2 2 2 4	
-12	22103-02 22103-03 22105-07 22104-06		GROMMET HOLDER - Firewall seal, forward GROMMET HOLDER - Firewall seal, aft GASKET - Firewall seal, forward GROMMET - Firewall seal	2 2 2 4	
-13	22103-03 22104-05 22104-07 22105-07		GROMMET HOLDER - Firewall seal, forward GROMMET - Firewall seal, left GROMMET - Firewall seal, right GASKET - Firewall seal	2 1 1 2	
-14	22103-03 22104-08		GROMMET HOLDER - Nose gear limit switch, harness GROMMET - Nose gear limit switch, harness	2 2	
-15	43258-02 43258-04 43258-00 43258-03	N,O N,P N,O N,P	LIGHT ASSEMBLY - Wing tip, red, left LIGHT ASSEMBLY - Wing tip, red, left LIGHT ASSEMBLY - Wing tip, green, right LIGHT ASSEMBLY - Wing tip, green, right	1 1 1 1	
-16	753 478		* BULB - Wing tip (A7512-24)	1	
-17	434 135		GROMMET - Engine baffle (AN931-8-13)	2	
-18	434 141		GROMMET - Engine baffle (AN931-12-17)	2	
-19	487 906		SWITCH - Circuit breaker, heated windshield (D7270-1-25)	1	31-5 to 31-7812129 incl
	47664-02		SWITCH - Circuit breaker, heated windshield	1	31-7912001 and up
-20	434 126		GROMMET - (AN931-3-5)	2	
-21	23969-03		NIPPLE - Electrical terminal	4	
-22	71429-02		LIGHT ASSEMBLY - Forward baggage	1	
-23	492 687 492 685	J K	VIBRATOR - Starting (10-357487-242) 24-volt VIBRATOR - Starting (10-382808-24) 24-volt	1 1	

When ordering, always specify Part Number, Description and Serial Number of Aircraft

PIPER PARTS CATALOG

Figure and Index Number	Part Number	Code	NOMENCLATURE	No. Req.	SERIAL NUMBERS AFFECTED
133-24	465 231		HORN - Landing gear warning (319) 24-volt	1	31-5 to 31-136 inclusive
	565 274		HORN ASSEMBLY - Landing gear warning (AC-155) 24-volt	1	31-137 and up
-25	487 862		SWITCH - Limit (1CH21-4)	2	
-26	487 878		SWITCH - Baggage light and door ajar (9251)	2	31-5 to 31-8012102 incl.
	487 878		SWITCH - Baggage light (9251)	1	31-8112001 and up
-27	484 520		RESISTOR - Circuit breaker and lighter (0400K)	1	31-5 to 31-7612014 inclusive
-28	460 901		FLASHER - Stall and gear warning (617)	1	
-29	452 897		BLOCK - Flasher (4753)	1	
-30	450 396	A,M	RELAY - Overvoltage (Lycoming 74804)	2	
	550 382	H,Q	RELAY - Overvoltage (Lycoming 78060)	2	
-31	450 395	A,L	REGULATOR - Voltage (Lycoming 74292)	2	
	550 381	H	REGULATOR - Voltage (VSF-7403) 24-volt	2	
-32	487 860		SWITCH - Wing inspection (2FA54-73)	1	31-5 to 31-7812129 incl
-33	581 028		PLUG - Alternator (2977373)	2	
-34	415 521		SCREW - (MS35206-231)	6	
	407 041		WASHER - (MS35338-41)	6	
-35	415 535		SCREW - (MS35206-245)	6	
-36	407 566		WASHER - (AN960-516)	2	
-37	43582-00		COVER ASSEMBLY - Fuse holder	1	
-38	415 520		SCREW - (MS35206-230)	2	
	404 909		NUT - (MS20365-632C)	2	
-39	407 586		WASHER - (AN960-516L)	2	
-40	415 521		SCREW - (MS35206-231)	12	
	404 909		NUT - (MS20365-632C)	12	
-41	401 307		BOLT - (AN4-5A)	4	
	404 888		NUT - (MS20365-428C)	4	
-42	487 933		SWITCH - Main gear door ajar (BZ-2RQ181), left	1	31-5 to 31-8012057 incl
	487 933		SWITCH - Main gear door ajar (BZ-2RQ181), right	1	31-842 to 31-8012057 incl
	487 929		SWITCH - Main gear door ajar (BZ-2RQ181-A2)	2	31-8012058 and up
-43	487 167		SOLENOID - Landing light (26898-05)	1	
-44	43758-00		RELAY ASSEMBLY - Ground gear warning horn	1	31-137 to 31-841 inclusive
-45	450 742		LIFT DETECTOR - Nonheated (C-52207-4)	1	
	456 556		LIFT DETECTOR - Heated (187-2)	1	31-8012001 and up
-46	19807-00		PLATE - Lift detector mounting	1	
-47	460 664		FITTING - (AN4076-1) Cylinder head temperature	2	
-48	453 751		BULB - Cylinder head temperature (AN5546-1)	2	
-49	453 742	J	BULB - Oil temperature (MS28034-1)	2	31-5 to 31-8012085 incl
	53583-00	J	BULB ASSEMBLY - Oil temperature	2	31-8012086 and up
	53583-00	K	BULB ASSEMBLY - Oil temperature	2	
-50	487 157		SOLENOID - Heated windshield (26898-04)	1	31-5 to 31-141 inclusive
	487 167		SOLENOID - Heated windshield (26898-05)	1	31-142 and up
-51	555 799		TIMER - Heated windshield (HYLZ-8882-1)	1	
-52	23969-03		NIPPLE - Heated windshield (476 680)	2	
-53	43756-00		BRACKET - Relay mounting	1	31-137 to 31-841 inclusive
-54	461 623		FUSE - (AGC-5)	11	
-55	42114-00		LIGHT ASSEMBLY - Wing inspection	1	
	44402-00	G	LIGHT ASSEMBLY - Wing inspection	1	
-56	472 049		* BULB - (PS10008-4593)	1	
-57	42109-00		* GASKET - Wing inspection light	1	
-58	42091-00		* BRACKET - Wing inspection light	1	
	44398-03	G	* PLATE - Wing inspection light	1	
-59	54369-03	R	BRACKET - Low fuel warning switch	1	
-60	47732-09		DIMMER ASSEMBLY - Potentiometer, pilot panel	1	31-7512046 to 31-7812129 incl
	49503-02		DIMMER ASSEMBLY - Potentiometer, pilot panel	1	31-7912001 and up

When ordering, always specify Part Number, Description and Serial Number of Aircraft

PIPER PARTS CATALOG

Figure and Index Number	Part Number	Code	NOMENCLATURE	No. Req.	SERIAL NUMBERS AFFECTED
133-61	588 083		SWITCH - Time delay, stall warning (PS50125-2)	1	
-62	53780-00	T	PLATE - Time delay mounting	1	
-63	55543-02		RESISTOR ASSEMBLY - Cigar lighter	1	31-7712074 to 31-8012045 incl
-64	49353-03		CONTROLLER ASSEMBLY - Annunciator	1	
-65	43580-00		PLATE ASSEMBLY - Fuse holder	1	
-66	565 323	S	HORN - Stall warning (02054-4) 24-volt	1	
-67	44235-00	S	PLATE - Stall warning horn mounting	1	
-68	44407-00		SWITCH ASSEMBLY - Time delay	1	31-5 to 31-7812129 incl
-69	44399-00		GASKET - Time delay switch	1	
-70	484 182		RELAY - Overvoltage (B-00266-2)	2	31-842 and up
-71	550 390		REGULATOR - Voltage (B-00286-1)	2	31-842 and up
-72	43758-00		RELAY ASSEMBLY - Ground gear warning horn	1	31-842 and up
-73	52674-00		PLATE ASSEMBLY - Regulator mounting	1	31-842 to 31-7712103 incl
	55758-02		PLATE ASSEMBLY - Regulator mounting	1	31-7812001 to 31-8012102 incl
	55758-04		PLATE ASSEMBLY - Regulator mounting	1	31-8112001 to 31-8212036 incl
	55758-06		PLATE ASSEMBLY - Regulator mounting	1	31-8312001 and up
-74	43756-00		BRACKET - Relay mounting	1	31-842 and up
-75	22105-02		GASKET - Firewall seal, right	2	
	52784-00		COVER - Firewall, right	2	
-76	48171-02		BOX ASSEMBLY - Voltage clamper (complete)	1	
-77	456 705		* DIODE - (IN2984B)	1	
-78	54368-02	R	SWITCH ASSEMBLY - Low fuel warning	1	
-78a	587 966	R	* RELAY - Low fuel warning switch (PS50110-1)	1	
-79	57900-02		CONTROL ASSEMBLY - Dimmer	1	
-80	58253-02		* HEAT SINK - Dimmer control	2	
-81	489 439	U	* TRANSISTOR - (2N6282)	4	
-82	484 560		* RESISTOR - (RCR076180KS) 180 ohm	4	
-83	484 561		* RESISTOR - (RCR076510KS) 510 ohm	4	
-83a	461 659		* FUSE - (GMW/FM01) 5 amp	6	
	461 660		* FUSE HOLDER - (HWA)	6	
-83b	72850-02		* PLACARD - Dimmer control	1	
-84	551 992		AMPLIFIER - (8482) Calco	1	31-7912001 to 31-8212009 incl
	552 501	V	AMPLIFIER - (8502) Calco	1	31-8212010 and up
-85	584 016		RELAY - Heater reset (267F)	2	31-8012001 and up
-86	71143-02		RESISTOR ASSEMBLY - Heated lift detector	1	31-8012001 and up
-87	71707-02		SWITCH ASSEMBLY - Baggage door ajar	1	31-8112001 and up
-88	552 506		ACTUATOR - Baggage door ajar (76-1210)	1	31-8112001 and up
-89	71705-04		BRACKET ASSEMBLY - Switch, door ajar	1	31-8112001 and up
-90	71610-02		BRACKET - Baggage light	1	31-8112001 and up
-91	71620-02		CHIME ASSEMBLY - No smoking, fasten seat belts	1	31-8112001 and up
-92	71624-02		SPEAKER ASSEMBLY - Chimes	1	31-8112001 and up
-93	71675-02		GASKET - Speaker	1	31-8112001 and up
	71674-02		PLATE ASSEMBLY - Speaker	1	31-8112001 and up
-94	584 016		RELAY - Courtesy light timer	1	31-8312001 and up
-95	488 751		TIMER - Courtesy light	1	31-8312001 and up

When ordering, always specify Part Number, Description and Serial Number of Aircraft

PIPER PARTS CATALOG

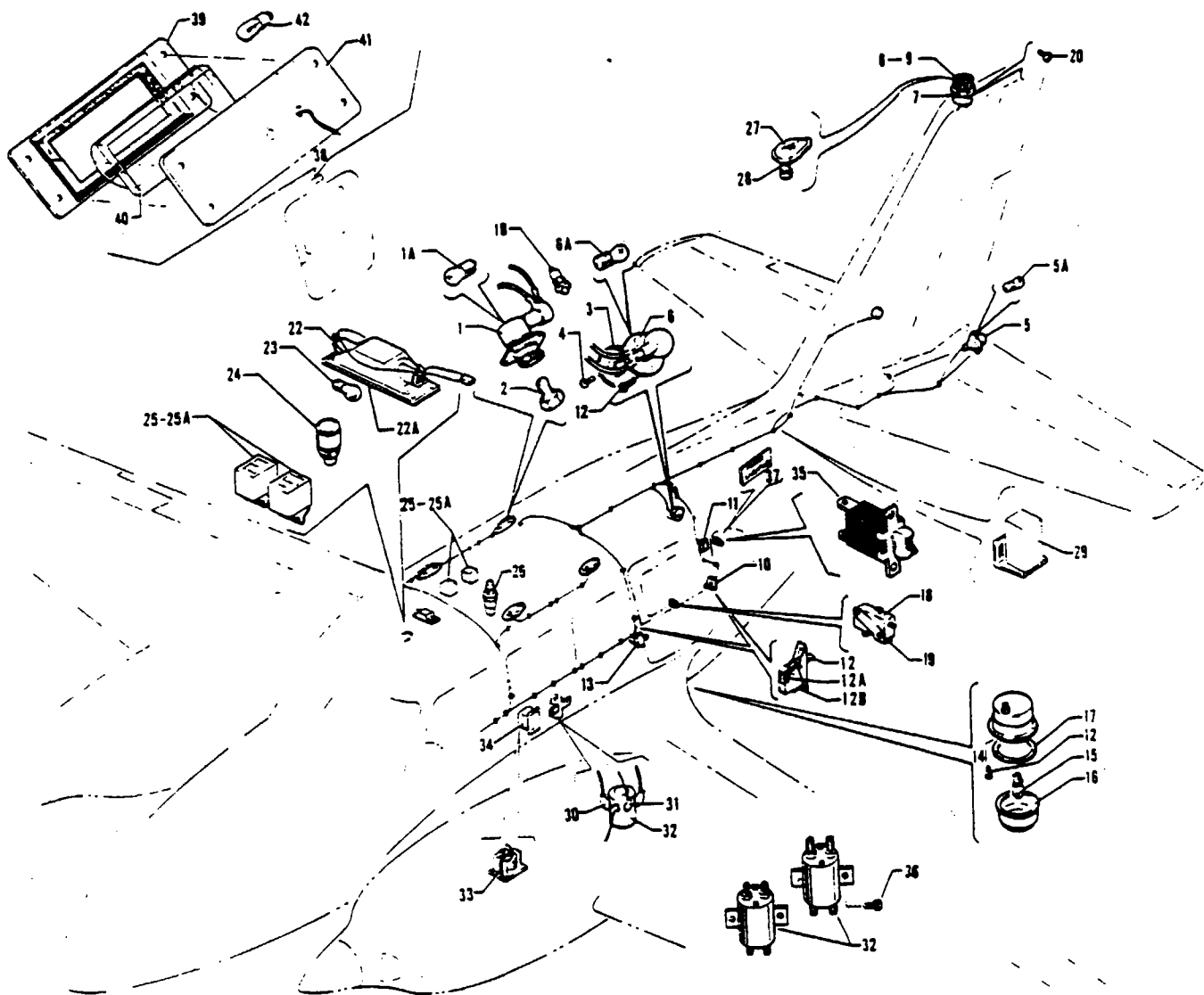


Figure 134 Aft Electrical System Installation

REVISED APRIL 1982

4A10

PA-31-300
PA-31-310
PA-31-325

PIPER PARTS CATALOG

CODE EXPLANATIONS FOR FIGURE 134

- A - See Figure 144 if red strobe light is installed
- B - Used on aircraft with serial numbers 31-5 to 31-7512029 inclusive if Cabin Door Ajar Switch Installation Kit 760 870 has been installed per Service Letter 739
- C - Order part for serial numbers 31-7712103 and up, if Flap Solenoid and Relay Replacement Kit 763 822 has been installed per Service Letter 834, or if Calco Flap System Installation Kit 764 938L has been installed per Service Letter 959

PIPER PARTS CATALOG

Figure and Index Number	Part Number	Code	Nomenclature	No. Req.	Serial Numbers Affected
134-	40700		DRAWING - Electrical System Installation		
-1	472 773		LIGHT ASSEMBLY - Reading (10-0026-19)	5	31-5 to 31-7612110 inclusive
	472 920		LIGHT ASSEMBLY - Reading (10-0832-1)	5	31-7712001 to 31-7912087 incl.
	472 616		LIGHT ASSEMBLY - Reading (2930 Wemac)	4	31-7912088 and up
-1a	751 437		* BULB - Reading (305)	1	
-1b	757 571		* SWITCH - Reading light (55-0045-5)	1	
-2	487 648		* STUD - Reading light (P-101-525-495)	2	
-3	42463-00		COVER - Entrance light trim	1	31-5 to 31-7912124 incl.
-4	414 737		SCREW - (6-32 x 3/4") Stainless	2	
-5	43346-00		LIGHT ASSEMBLY - Tail	1	
-5a	753 477		* BULB - Tail light (1683)	1	
-6	472 745		LIGHT ASSEMBLY - Entrance (15-0035-2)	1	31-5 to 31-7612110 inclusive
	49382-02		LIGHT ASSEMBLY - Entrance	1	31-7712001 to 31-7912124 incl.
-6a	753 475		* BULB - Entrance (307)	1	31-5 to 31-7612110 inclusive
	758 375		* BULB - Entrance (1495X)	1	31-7712001 to 31-7912124 incl.
-7	452 430		BEACON ASSEMBLY - Rotating (40-0101-11-24) Grimes	1	31-5 to 31-209 inclusive
	452 471	A	BEACON ASSEMBLY - Rotating (40-0103-25) Grimes	1	31-210 to 31-7300961 inclusive
-8	753 440		* BULB - Rotating beacon (1939X, 24-volt)	1	31-5 to 31-7300961 inclusive
-9	754 549		* DOME - Rotating beacon (Grimes 41-1063-1)	1	31-5 to 31-7300961 inclusive
-10	42934-00		SWITCH ASSEMBLY - Entrance door ajar	1	31-5 to 31-32 inclusive
-11	487 913		SWITCH - Rear entrance (TILB64-1S-WH-F)	1	
-12	54190-02	B	SWITCH ASSEMBLY - Entrance door ajar, forward	1	31-7512030 and up
	54190-03	B	SWITCH ASSEMBLY - Entrance door ajar, rear	1	31-7512030 and up
-12a	487 819	B	* SWITCH - (MS25253-3)	1	31-7512030 and up
-12b	83303-02	B	* SPRING - Switch adjusting	2	31-7512030 and up
-13	43230-00		SWITCH ASSEMBLY - Entrance door ajar	1	31-5 to 31-32 inclusive
-14	452 444	A	BEACON ASSEMBLY - Rotating (40-0101-5-24) Grimes	1	31-5 to 31-7300961 inclusive
-15	753 440		* BULB - Rotating beacon (1939X, 24-volt)	1	31-5 to 31-7300961 inclusive
-16	754 555		* DOME - Rotating beacon (Grimes 41-1063-3)	1	31-5 to 31-7300961 inclusive
-17	21523-02		GASKET - Rotating beacon	1	31-5 to 31-7300961 inclusive
-18	487 819		SWITCH - Door ajar (MS25253-3)	1	31-33 and up
-19	451 841		ACTUATOR - Door ajar (JV-5)	1	31-33 and up
-20	415 149		SCREW - (AN526-632R8)	3	31-5 to 31-209 inclusive
	415 148		SCREW - (AN526-632R6)	3	31-210 to 31-7300961 incl.
-21	415 520		SCREW - (MS35206-230)	7	31-5 to 31-7300961 inclusive
-22	472 788		LIGHT ASSEMBLY - Dome (B-8110-1)	1	31-7712001 and up
-22a	761 238		* LENS - Cabin dome light (B-5846-1)	1	31-7712001 and up
-23	758 151		* BULB - (MS15884-15)	2	31-7712001 and up
-24	481 152		POTENTIOMETER ASSEMBLY - Panel lights	1	31-7712001 to 31-7812129 incl.
-25	587 967		SWITCH - "No Smoking - Fasten Seat Belts" (SC2CXL191-96)	2	31-7712001 and up
-25a	758 569		* BULB - (AT602-L, 28V)	1	
-26	46987-00		SWITCH ASSEMBLY - Dome light	1	31-7712001 to 31-7812129 incl.
-27	49518-02		LIGHT ASSEMBLY - Ground recognition beacon	1	31-7812001 and up
-28	758 418		* BULB - (AN3120-1047)	1	31-7812001 and up
-29	49517-02		FLASHER ASSEMBLY - Ground recognition beacon	1	31-7812001 and up
-30	23969-03		NIPPLE - Electrical terminal (476 682)	2	31-5 to 31-7812129 incl.
-31	23969-02		NIPPLE - Electrical terminal (476 680)	2	31-5 to 31-7812129 incl.
-32	487 157	C	SOLENOID - Flap (26898-04)	1	31-5 to 31-141 inclusive
	487 167	C	SOLENOID - Flap (26898-05)	1	31-142 to 31-7712102 incl
	487 084		SOLENOID - Flap (124-314111)	1	31-7712103 to 31-7812129 incl.
	487 084		SOLENOID - Flap (124-314111)	2	31-7912001 and up

When ordering, always specify Part Number, Description, and Serial Number of Aircraft

PIPER PARTS CATALOG

Figure and Index Number	Part Number	Code	NOMENCLATURE	No Req.	SERIAL NUMBERS AFFECTED
134-33	484 377	C	RELAY - Switch (Type PR5DY) 25 amp	1	31-5 to 31-7712102 inclusive
	487 084		SOLENOID - (124-314111)	1	31-7712103 to 31-7812129 incl
	487 084		SOLENOID - (124-314111)	2	31-7912001 and up
-34	42626-02		COVER - Relay switch	1	31-5 to 31-7812129 incl
-35	487 913		SWITCH - Cabinetry lights (TILB64-1S-WH-F)	1	31-7912001 and up
-36	411 545		SCREW - (MS35207-276)	4	31-7912001 and up
-37	71092-02		PLACARD - Floor lighting	1	31-7912001 and up
-38	71455-02		LIGHT ASSEMBLY - Aft cabin door	1	31-8012001 and up
-39	71455-07		* FRAME - Aft cabin door light	1	31-8012001 and up
-40	71455-10		* LENS - Aft cabin door light	1	31-8012001 and up
-41	71455-05		* PLATE ASSEMBLY - Aft cabin door light	1	31-8012001 and up
-42	553 508		* * BULB - (464)	1	31-8012001 and up

When ordering, always specify Part Number, Description and Serial Number of Aircraft

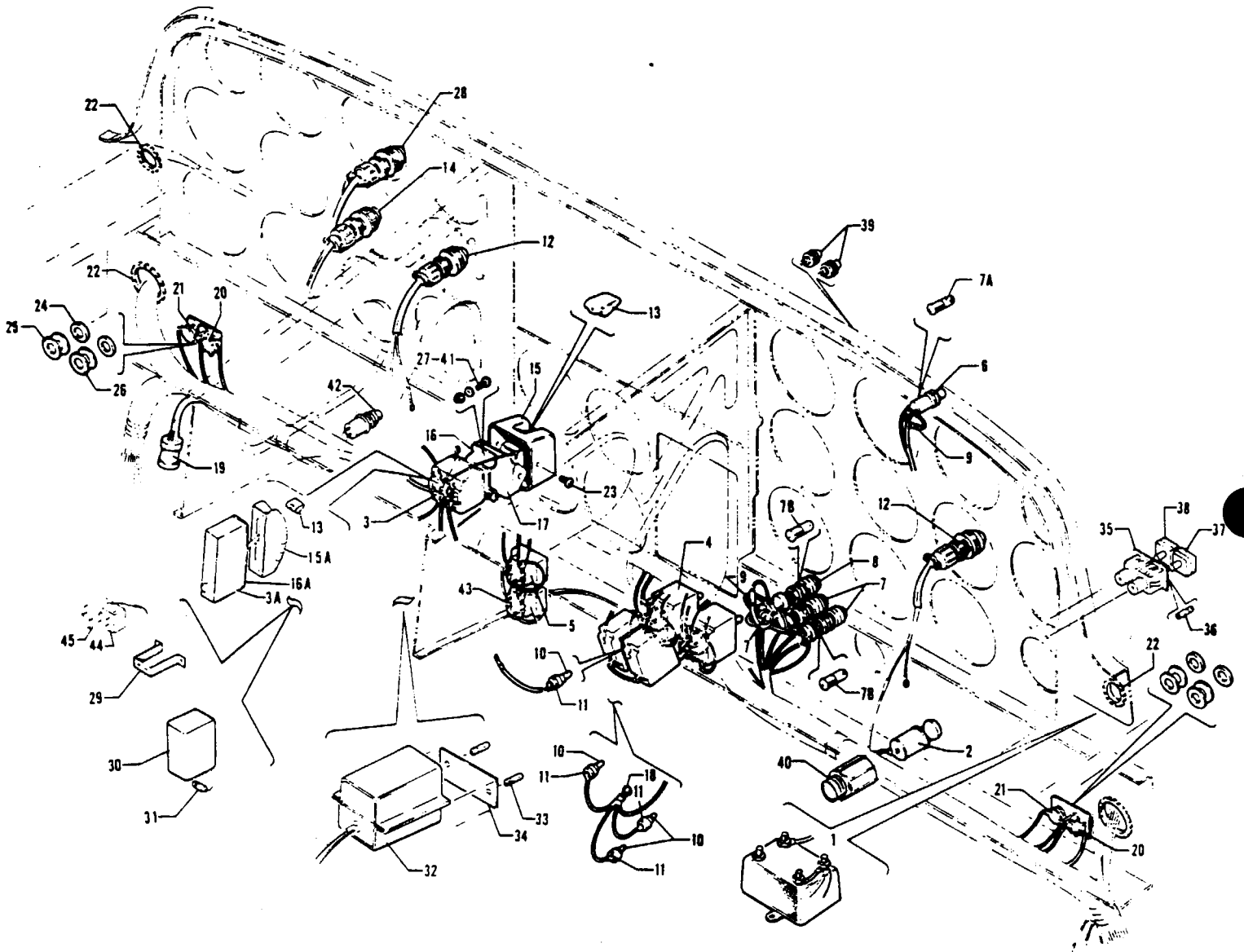


Figure 135 Fuselage Harness Installation

PIPER PARTS CATALOG

CODE EXPLANATIONS FOR FIGURE 135

- A - Used if Alternator Warning Light Installation Kit 760 745 has been installed
- B - Also used on aircraft with serial numbers 31-5 to 31-7812129 inclusive if Calco Flap System Installation Kit 764 938L has been installed per Service Letter 959
- C - Order part for serial numbers 31-7912001 and up if Calco Flap System Installation Kit 764 938L has been installed per Service Letter 959
- D - Order part for serial numbers 31-8112001 and up if Calco Flap System Installation Kit 764 938L has been installed per Service Letter 959

PIPER PARTS CATALOG

Figure and Index Number	Part Number	Code	NOMENCLATURE	No. Req.	SERIAL NUMBERS AFFECTED
135-	41231		DRAWING - Fuselage Harness Installation		
-1	42551-00 467 094 467 477		POWER SUPPLY - Electroluminescent, 28-volt (481 129) INVERTER - (X17512) 28-volt INVERTER - (71254-8)	1 1 1	31-5 to 31-41 inclusive 31-42 to 31-7612110 inclusive 31-7712001 and up
-2	55674-02 572 553		LIGHTER ASSEMBLY - 24-volt - LIGHTER ASSEMBLY - (207959) 28-volt	1 1	31-5 to 31-7712073 inclusive 31-7712074 and up
-3	487 839	C	SWITCH - Wing flap (4TL57-1)	1	31-5 to 31-7812129 inclusive
-3a	553 235	B	CONTROL BOX - Wing flap (8411)	1	31-7912001 and up
-4	487 960		SWITCH - Cowl flap (HM27S-73)	2	
-5	487 898		SWITCH - Heater (2GM54-73)	1	
-6	472 741		LIGHT ASSEMBLY - Stall warning (911-1112-1631-525) (less bulb)	1	31-5 to 31-7512023 inclusive
-7	472 740		LIGHT ASSEMBLY - Gear down, green (801-1030-0332-504) (less bulb)	3	
-7a	472 028		BULB - (PS10008-327)	1	31-5 to 31-7512023 inclusive
-7b	472 028		BULB - (PS10008-327)	4	
-8	472 739		LIGHT ASSEMBLY - Gear unlocked, red (801-1030-0331-504) (less bulb)	1	
-9	484 420		RESISTOR - Stall warning (100 ohm, 10 watt)	1	31-5 to 31-7512023 inclusive
-10	472 047		BULB - Indicator (PS10008-335)	4	
-11	487 170		SOCKET - Lamp, indicator (16-240-1)	4	
-12	21788-03 44170-00 74060-02		PLUG ASSEMBLY - R C Allen turn and bank PLUG ASSEMBLY - Mitchell turn and bank PLUG ASSEMBLY - United Instruments turn and bank	2 2 2	
-13	23943-00		KNOB - Flap switch	1	
-14	52363-03		HARNESS ASSEMBLY - Directional gyro (electric)	1	
-15	41085-00 53398-00	D D	GUARD ASSEMBLY - Flap switch GUARD ASSEMBLY - Flap switch	1 1	31-5 to 31-900 inclusive 31-7300901 to 31-7812129 incl
-15a	51677-02 71649-02	B B	GUARD ASSEMBLY - Flap switch GUARD ASSEMBLY - Flap switch	1 1	31-7912001 to 31-8012102 incl 31-8112001 and up
-16	41094-00	C	BRACKET - Flap switch	1	31-5 to 31-7812129 incl
-16a	55858-02	B	SHIM - Flap switch	1	31-7912001 and up
-17	41164-00	C	CHANNEL ASSEMBLY - Flap switch	1	31-5 to 31-7812129 incl
-18	455 154		CONNECTOR - Butt, trim indicator (36964)	1	
-19	481 012		PLUG - Mike and phone jack (91MPF5L)	1	
-20	468 002		JACK - (S-12B)	2	
-21	468 006		JACK - Phone (11)	2	
-22	189 625		GROMMET - Harness (MS21266-1N) 12 3/4" L	AR	
-23	415 518		SCREW - (MS35206-228)	2	31-5 to 31-7812129 incl
-24	18397-00		BUSHING - Panel, mike and phone jacks	4	
-25	80122-78		WASHER - Panel, mike and phone jacks	4	
-26	85012-94		WASHER - Panel, mike and phone jacks	4	
-27	415 520 407 562 404 909		SCREW - (MS35206-230) WASHER - (AN960-6) NUT - (MS20365-632C)	2 2 2	31-5 to 31-7812129 incl 31-5 to 31-7812129 incl 31-5 to 31-7812129 incl
-28	52363-02		HARNESS ASSEMBLY - Attitude gyro (electric)	1	
-29	52188-00		CLAMP - Relay	1	
-30	484 207		RELAY - T154-2C, 24-volt D C)	1	
-31	456 714		DIODE - (1N4001)	1	
-32	587 857	A	MONITOR - Voltage (A-00258-2)	2	31-5 to 31-841 inclusive
-33	472 861	A	LIGHT - Indicator, alternator inoperative	2	31-5 to 31-841 inclusive
-34	33438-00	A	PLACARD - Alternator inoperative	1	31-5 to 31-841 inclusive

When ordering, always specify Part Number, Description and Serial Number of Aircraft

PIPER PARTS CATALOG

Figure and Index Number	Part Number	Code	NOMENCLATURE	No. Req.	SERIAL NUMBERS AFFECTED
135-35	452 038		BASE ASSEMBLY - Pneumatic source malfunction (513-0109-001)	2	31-7612019 to 31-7712103 incl
-36	472 058		BULB - Pneumatic source malfunction (PS10008-387)	2	31-7612019 to 31-7712103 incl
-37	50406-05		CAP ASSEMBLY - Warning light, left pneumatic source malfunction	1	31-7612019 to 31-7712103 incl
-38	50406-06		CAP ASSEMBLY - Warning light, right pneumatic source malfunction	1	31-7612019 to 31-7712103 incl
-39	472 861		LIGHT - Alternator inoperative (106S-R-FB59)	2	31-7512046 to 31-7712103 incl
-40	565 608		HOUSING - Lighter (207410)	1	31-5 to 31-7712073 inclusive
-41	517 808		SCREW - (PS10084-50)	2	31-7912001 and up
	407 135		WASHER - (AN936-A10)	2	31-7912001 and up
-42	59106-02	B	SWITCH ASSEMBLY - Flap test	1	31-7912001 and up
-43	587 979		SWITCH - Heater start/reset (6FA54-73)	1	31-8012001 and up
-44	484 084		RELAY - (HCM11DB-24)	1	31-8012087 and up
-45	456 714		DIODE - (IN4001)	2	31-8012087 and up

When ordering, always specify Part Number, Description and Serial Number of Aircraft

PIPER PARTS CATALOG

CODE EXPLANATIONS FOR FIGURE 136

- A - Used on serial numbers 31-5 to 31-20, 31-22 to 31-30, 31-33 to 31-43, 31-45 to 31-576, 31-578, 31-579, 31-582, 31-585, 31-586 and 31-588 inclusive.
- B - Used on serial numbers 31-21, 31-31, 31-32 and 31-44.
- C - Used on serial numbers 31-5 to 31-45, 31-47 to 31-85, 31-87 to 31-108, 31-110 to 31-125, 31-127 to 31-227, 31-229, 31-232 inclusive.
- D - Used on serial numbers 31-228, 31-230, 31-231, 31-233 and up.
- E - Used on serial numbers 31-5 to 31-20, 31-22 to 31-30, 31-33 to 31-43 and 31-45 and up.
- F - Used on serial numbers 31-575, 31-577, 31-580, 31-581, 31-583, 31-584, 31-587 and 31-589 and up.
- G - Order Link Assembly 44009-00 if 70 AMP Alternator has been installed.

PIPER PARTS CATALOG

Figure and Index Number	Part Number	Code	NOMENCLATURE	No. Req.	SERIAL NUMBERS AFFECTED
136-	41544		DRAWING - Power Installation, Electrical, Primary and Auxiliary		
-1	41328-00	A	BOX ASSEMBLY - Battery	1	
	45311-00	B	BOX ASSEMBLY - Battery	1	
	41328-04	F	BOX ASSEMBLY - Battery	1	
-2	17735-03	A	* CABLE ASSEMBLY - Battery box ground	1	
-3	42399-00	C,G	LINK ASSEMBLY - Bus bar, battery box	1	
	44009-00	D	LINK ASSEMBLY - Bus bar, battery box	1	
-4	465 256		* HOLDER - Fuse (HKP-GG)	1	
-5	456 704	C	* DIODE - (1N1183)	1	
-5a	461 623		* FUSE - (AGC-5)	1	
-6	14069-00	A	TERMINAL ASSEMBLY - Battery box assembly	1	
	14069-00	F	TERMINAL ASSEMBLY - Battery box assembly	1	
-7	81342-56		WASHER - Battery box assembly	1	
-8	453 171		BOOT - Electrical terminal (5466)	1	
-9	19790-19		TUBE - Plastic, battery box assembly	1	
-10	19790-16		TUBE - Plastic, battery box assembly	2	
-11	455 211		CONTACTOR - Battery box (6041H202A)	1	
-12	454 925		CLAMP - Battery box (18-882)	1	
-13	454 983		CLAMP - Battery box (AE 8, Type "E")	6	
-14	17555-00		PLATE - Battery box insulator	1	
-15	41530-04		WIRE ASSEMBLY - Aluminum, battery box assembly	1	
-16	44265-00	E	CABLE ASSEMBLY - Battery box assembly	1	
	14226-17	B	CABLE ASSEMBLY - Battery box assembly	1	
-17	44259-00		RECEPTACLE - Auxiliary power	1	
-18	74075-02		BLOCK - Power receptacle mounting	2	
-19	41530-05		WIRE ASSEMBLY - Battery to auxiliary power solenoid	1	
-20	41530-06		WIRE ASSEMBLY - Starter solenoids	1	
-21	71644-05		WIRE ASSEMBLY - Auxiliary power receptacle	1	
-22	81761-61		PIN - Battery box hinge	1	
-23	23969-04		NIPPLE - Electrical terminal	7	
-24	23969-02		NIPPLE - Electrical terminal	3	
-25	41329-00	E	LID ASSEMBLY - Battery box	1	
	45310-00	B	LID ASSEMBLY - Battery box	1	
-26	14072-00		* TAG - Battery box service instruction	1	
-27	17604-26		CABLE ASSEMBLY - Auxiliary power ground	1	
-28	487 152		SOLENOID - Left and right starter (26898-03)	2	
-29	487 167		SOLENOID - Auxiliary power (26898-05)	1	
-30	450 026	E	BATTERY - (12-GCAB-9) 17 AMP	1	
	450 027	B	BATTERY - (12-GCAB-24) 25 AMP	1	
-31	456 706		DIODE - (1N2154) Auxiliary power	1	
-32	43680-00		COVER ASSEMBLY - Master contactor	1	
-33	23969-05		NIPPLE - Electrical terminal (476 683)	2	
-34	14183-08	B	ROD - Battery box	2	
-35	404 753	B	NUT - Wing (AN350-4)	2	
	407 565	B	WASHER - (AN960-416)	2	
-36	417 784	E	SCREW - (AN520-10R-22)	2	
	407 104	E	WASHER - (AN935-10)	2	
	405 312	E	NUT - Hex (10-32)	2	
-37	404 752	E	NUT - Wing (AN350-1032)	2	
	407 564	E	WASHER - (AN960-10)	2	
-38	13586-96		TUBE - Terminal cover	1	
-39	757 862		CABLE ASSEMBLY - External power (X8349-312)	1	
-40	80009-04	F	WIRE ASSEMBLY - Battery ground	1	

When ordering, always specify Part Number, Description and Serial Number of Aircraft

PIPER PARTS CATALOG

GRIDS 4A21 THRU 4A24
INTENTIONALLY LEFT BLANK

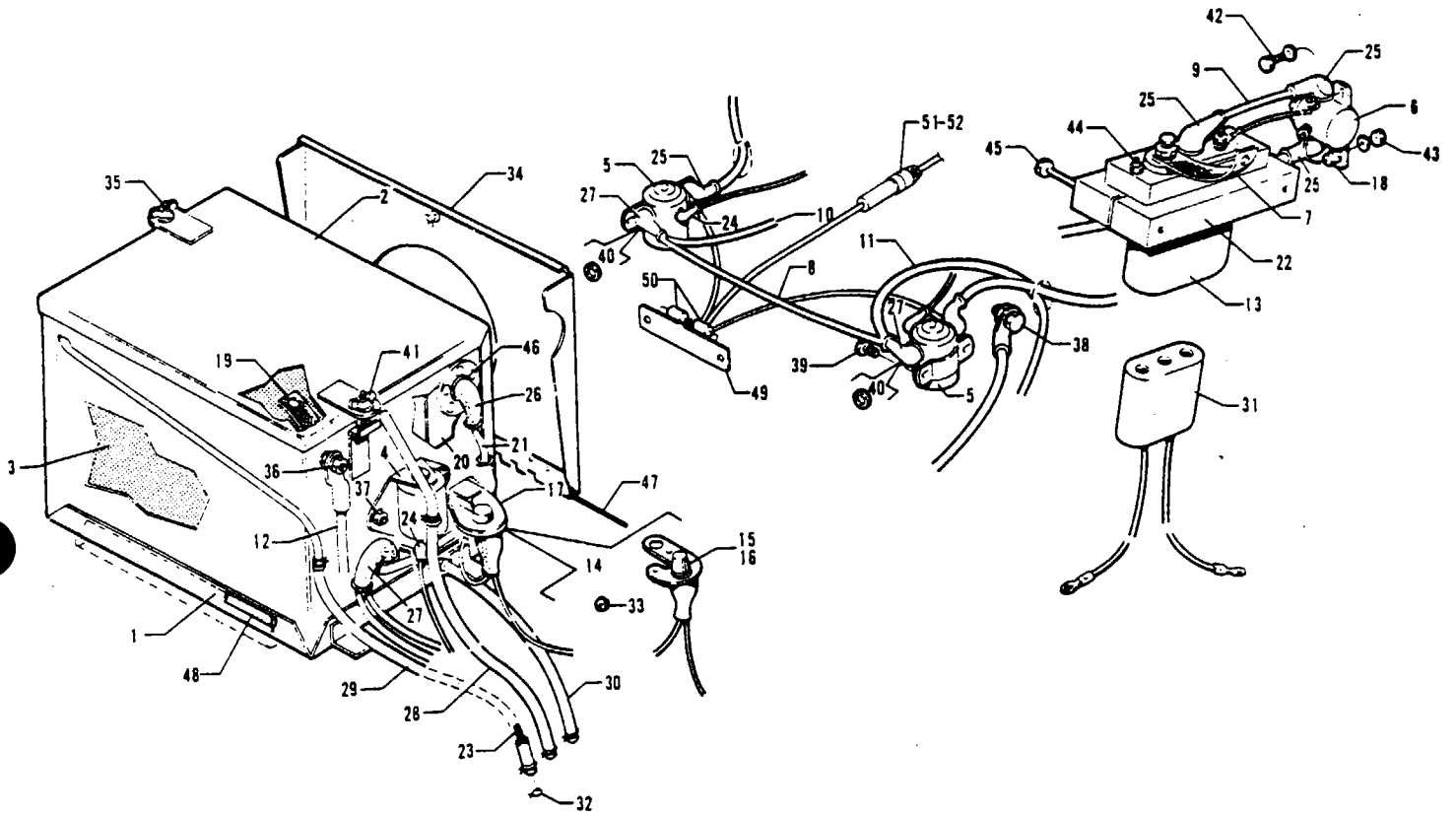


Figure 137. Primary and Auxiliary Electrical Power Installation
(Serial Nos. 31-660, 31-712 and up)

PIPER PARTS CATALOG

CODE EXPLANATIONS FOR FIGURE 137

- A - Used if 17 Ampere/Hour Battery is installed.
- B - Used if 26 Ampere/Hour Battery is installed.
- C - Used on aircraft that comply with C.A.A. (United Kingdom) requirements.

PIPER PARTS CATALOG

Figure and Index Number	Part Number	Code	NOMENCLATURE	No. Req.	SERIAL NUMBERS AFFECTED
137-	41544		DRAWING - Power Installation, Electrical, Primary and Auxiliary		
-1	44729-00		BOX ASSEMBLY - Battery	1	31-660, 31-712 to 31-7401234 incl
	53960-00		BOX ASSEMBLY - Battery	1	31-7401235 and up
-2	44727-02	A	LID ASSEMBLY - Battery box	1	31-660, 31-712 to 31-7401234 incl
	53955-02	A	LID ASSEMBLY - Battery box	1	31-7401235 and up
	44727-03	B	LID ASSEMBLY - Battery box	1	31-660, 31-712 to 31-7401234 incl
	53955-03	B	LID ASSEMBLY - Battery box	1	31-7401235 and up
-3	450 031		BATTERY - (PS12-24)	1	
	450 032		BATTERY - (PS12-9)	1	
-4	455 211		CONTACTOR - Battery box (6041-H202A)	1	
-5	487 152		SOLENOID - Left and right starter (26898-03)	2	
-6	487 167		SOLENOID - Auxiliary power (26898-05)	1	
-7	17604-26		CABLE ASSEMBLY - Auxiliary power ground	1	31-660, 31-712 to 31-7812111 incl
	17604-34		CABLE ASSEMBLY - Auxiliary power ground	1	31-7812112 and up
-8	44716-02		CABLE - Solenoid	1	31-660, 31-712 to 31-7812111 incl
	44716-03		CABLE - Solenoid	1	31-7812112 and up
-9	71644-05		WIRE ASSEMBLY - Auxiliary power receptacle	1	
-10	41530-09		WIRE ASSEMBLY - Auxiliary power solenoid	1	31-660, 31-712 to 31-8012069 incl
	71644-09		WIRE ASSEMBLY - Auxiliary power solenoid	1	31-8012070 and up
-11	71644-04		WIRE ASSEMBLY - Solenoid to contactor	1	
-12	80009-04		WIRE ASSEMBLY - Battery ground	1	31-660, 31-712 to 31-8012069 incl
	71644-12		WIRE ASSEMBLY - Battery ground	1	31-8012070 and up
-13	44259-00		RECEPTACLE - Auxiliary power	1	
-14	44009-00		LINK ASSEMBLY - Bus bar, battery box	1	
-15	465 256		* HOLDER - Fuse (HKP-GG)	1	
-16	461 623		* FUSE - (AGC-5)	1	
-17	43680-00		COVER ASSEMBLY - Master contactor	1	
-18	456 706		DIODE - (1N2154) Auxiliary power	1	
-19	14069-02		TERMINAL ASSEMBLY - Battery box	2	
-20	17555-00		PLATE - Battery box insulator	1	
-21	41530-04		WIRE ASSEMBLY - Battery box terminal	1	31-660, 31-712 to 31-8012069 incl
	71644-11		WIRE ASSEMBLY - Battery box terminal	1	31-8012070 and up
-22	74075-02		BLOCK - Power receptacle mounting	2	
-23	83302-84		SPRING - Air scoop	1	31-660, 31-712 to 31-7401234 incl
-24	23969-02		NIPPLE - Electrical terminal (476 680)	3	
-25	23969-04		NIPPLE - Electrical terminal (476 682)	5	
-26	23969-05		NIPPLE - Electrical terminal (476 683)	2	
-27	453 171		BOOT - Electrical terminal (5466)	3	
-28	80006-10		TUBE - Plastic, battery box (6 38" length)	1	31-660, 31-712 to 31-7401234 incl
	80006-03		TUBE - Plastic, battery box (14 50" length)	1	31-7401235 and up

When ordering, always specify Part Number, Description and Serial Number of Aircraft

PIPER PARTS CATALOG

Figure and Index Number	Part Number	Code	NOMENCLATURE	No. Req.	SERIAL NUMBERS AFFECTED
137-29	80006-11		TUBE - Plastic, battery box (7.75" length)	1	31-660, 31-712 to 31-7401234 incl.
	80006-18		TUBE - Plastic, battery box (25.00" length)	1	31-7401235 and up
-30	80006-12		TUBE - Plastic, battery box (3.00" length)	1	
	80006-11		TUBE - Plastic, battery box (7.75" length)	1	
-31	757 862		CABLE ASSEMBLY - External power (X8349-312)	1	
-32	454 983		CLAMP - (SAE 8, Type "E")	6	
-33	477 721		NUT - Cap, nylon (6-32)	1	
-34	53969-00		DOOR ASSEMBLY - Battery	1	31-7401235 and up
-35	417 784		SCREW - (AN520-10R22)	2	
	407 043		WASHER - Lock (MS35338-43)	2	
	405 312		NUT - (10-32)	2	
-36	407 045		WASHER - Lock (MS35338-45)	2	
	404 638		NUT - (AN340-B516)	2	
-37	400 100		BOLT - (AN4-3)	2	
	407 044		WASHER - Lock (MS35338-44)	2	
	404 888		NUT - (MS20365-428C)	2	
-38	401 185		BOLT - (AN5-5A)	1	
	404 226		NUT - (AN315-5R)	1	
	407 137		WASHER - Lock (AN936-A516)	1	
	407 677		WASHER - (AN960C-516L)	1	
-39	400 438		BOLT - (AN3-4A)	4	
	407 564		WASHER - (AN960-10)	4	
-40	407 043		WASHER - Lock (MS35338-43)	4	
-41	404 752		NUT - Wing (AN350-10-32)	2	
	407 564		WASHER - (AN960-10)	2	
-42	401 307		BOLT - (AN4-4A)	1	
	407 565		WASHER - (AN960-416)	1	
-43	407 044		WASHER - Lock (MS35338-44)	1	
	404 225		NUT - (AN315-4R)	1	
-44	416 794		SCREW - MS24693-S275)	2	
	404 887		NUT - (MS20365-1032C)	2	
-45	400 459		BOLT - (AN3-34A)	2	
	407 564		WASHER - (AN960-10)	2	
-46	81342-56		WASHER	1	
	407 566		WASHER - (AN960-516)	5	
	407 045		WASHER - Lock (MS35338-45)	3	
	404 638		NUT - (AN340-B516)	5	
-47	86092-107		PIN - Hinge	1	31-7401235 and up
-48	149 111		EXTRUSION - (40-101)	1	31-7401235 and up
-49	48060-00	C	PLATE ASSEMBLY - Diode mounting (complete)	1	
-50	456 736	C	* DIODE (C4)	2	
-51	461 628	C	* FUSE (HHJ-A)	1	
-52	461 618	C	* FUSE (C-3)	1	

When ordering, always specify Part Number, Description and Serial Number of Aircraft

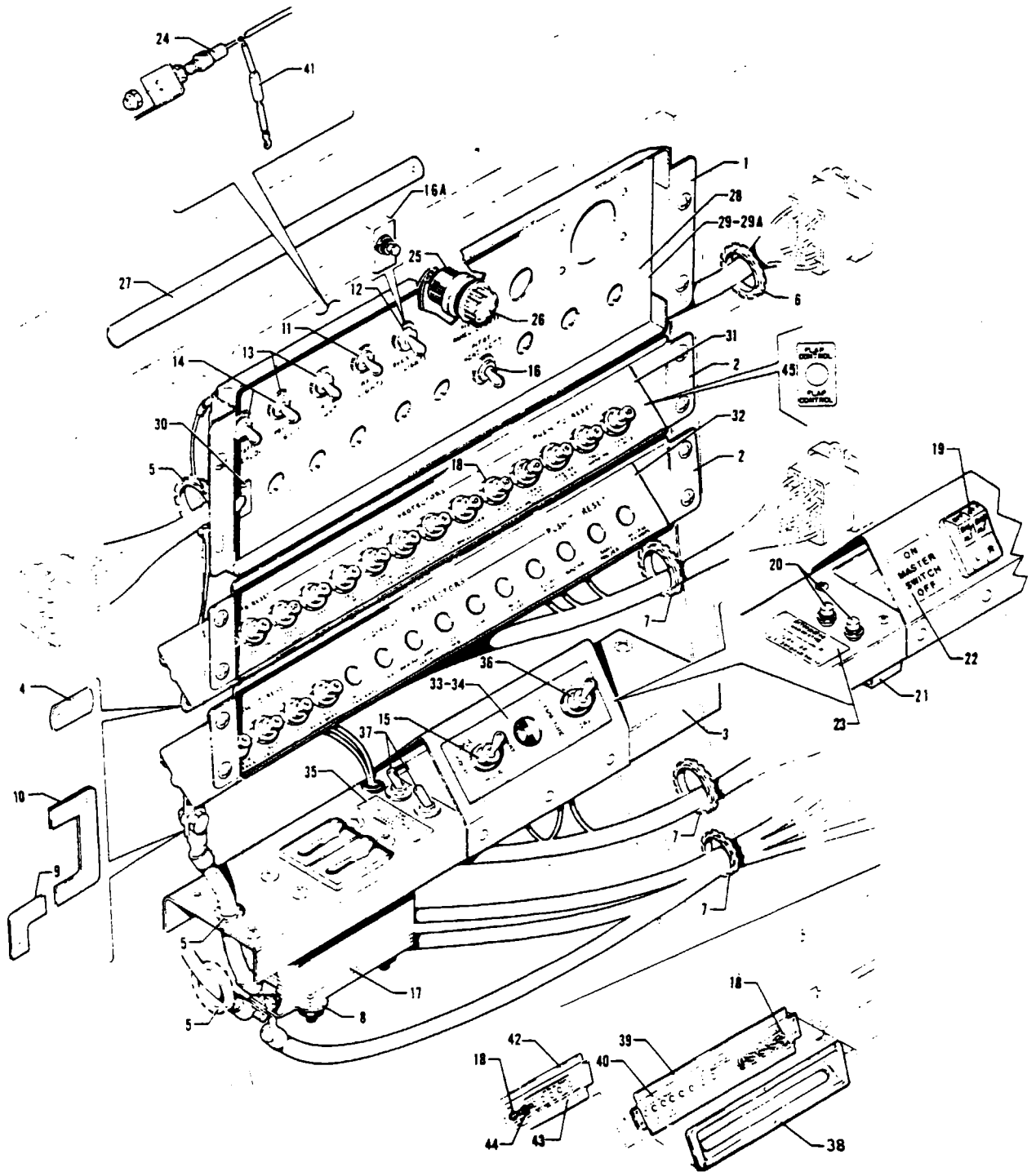


Figure 138 Switch and Circuit Breakers System Installation
(Serial Nos 31-5 to 31-7612110 inclusive)

REVISED NOVEMBER 1983

PA-31-300
PA-31-310
PA-31-325

PIPER PARTS CATALOG

CODE EXPLANATIONS FOR FIGURE 138

- A - Used on serial numbers 31-5 to 31-227 inclusive, 31-229 and 31-232
- B - Used on serial numbers 31-228, 31-230, 31-231, 31-233 to 31-841 inclusive
- C - Order Link 40880-02 if 70 AMP Alternator has been installed
- D - Order Channel Assembly 44346-00 if 70 AMP Alternator has been installed
- E - Used on serial numbers 31-228, 31-230, 31-231, 31-233 to 31-764 inclusive
- F - Used on serial numbers 31-5 to 31-227 inclusive, 31-229 and 31-232 if 70 AMP Alternator has been installed
- G - Used if strobe lights are not installed
- H - Used if AltiMatic V F/D is installed
- J - Order Placard 44368-00 if 70 AMP Alternator has been installed
- K - Order Switch 587 775 if 70 AMP Alternator has been installed
- L - Used if strobe lights are installed
- M - Used if electric gyros are not installed
- N - Used if electric gyros are installed
- O - Used if Yaw Damper System is installed
- P - Used with the following Avionics packages KTG-3-31 and CT-1-31
- Q - Used with Avionics package KTS-1-31
- R - Used with Avionics package KTG-4-31(I)
- S - Used with Avionics package KTS-2-31(I)
- T - Used with Avionics package NT-2-31(I)
- U - Used with the following Avionics packages KTG-3-31, NT-1-31 and CT-1-31
- V - Used with the following Avionics packages: KTG-4-31(I) and NT-2-31(I)
- W - Used if AltiMatic Pilot IIC is installed
- X - Order switch assemblies 71187-02 and/or 71187-03 if Master Switch Replacement Kit 764 090 has been installed per Service Letter No 886
- Y - Used if Master Switch Replacement Kit 764 090 has been installed per Service Letter No 886
- Z - Used on aircraft that have installed Calco Flap System Installation Kit 764 938L per Service Letter 959

PIPER PARTS CATALOG

Figure and Index Number	Part Number	Code	NOMENCLATURE	No. Req.	SERIAL NUMBERS AFFECTED
138-	40727		DRAWING - Switch and Circuit Breakers System Installation		31-5 to 31-7612110 inclusive
-1	40893-00		BOX ASSEMBLY - Switch mounting, Sta 100 to Sta 111 5	1	31-5 to 31-7512045 inclusive
	54512-02		BOX ASSEMBLY - Switch mounting, Sta 100 to Sta 111 5	1	31-7512046 and up
-2	40903-03		BRACKET ASSEMBLY - Circuit breaker mounting, upper	1	31-5 to 31-7512045 inclusive
	40903-02		BRACKET - Circuit breaker mounting, upper	1	31-7512046 and up
	40903-02		BRACKET - Circuit breaker mounting, lower	1	
-3	40927-00	A,D	CHANNEL ASSEMBLY - Switch mounting, Sta 100 to Sta 111 5	1	
	44364-00	B	CHANNEL ASSEMBLY - Switch mounting, Sta 100 to Sta 111 5	1	
	52696-00	X	CHANNEL ASSEMBLY - Switch mounting, Sta. 100 to Sta 111 5	1	31-842 and up
	52696-06	Y	CHANNEL ASSEMBLY - Switch mounting, Sta 100 to Sta. 111 5	1	31-842 and up
-4	31506-02		LINK - Bus bar, circuit breaker mounting	AR	
-5	189 625		GROMMET - Caterpillar (MS21266-1N) 12 3/4" L.	AR	
-6	189 627		GROMMET - Caterpillar (MS21266-2N) 12 3/4" L.	AR	
-7	189 626		GROMMET - Caterpillar (MS21266-3N) 12 3/4" L.	AR	
-8	40880-00	A,C	LINK - Circuit breaker	1	
	40880-02	E	LINK - Circuit breaker	1	
	52673-00		LINK - Circuit breaker	1	31-765 to 31-7512016 inclusive
	54641-02		LINK - Circuit breaker	1	31-7512017 and up
-9	40882-00		LINK - Bus bar	1	31-5 to 31-7512069 inclusive
	54616-02		LINK - Bus bar	1	31-7512070 and up
-10	40883-00		LINK - Bus bar	1	31-5 to 31-7512069 inclusive
	54617-02		LINK - Bus bar	1	31-7512070 and up
-11	487 860		SWITCH - (2FA54-73) Taxi lights	1	
-12	487 896		SWITCH - (2F854-73) Overhead lights	1	
-13	487 907		SWITCH - (2GK54-73) Landing lights	1	31-5 to 31-7512045 inclusive
	487 907		SWITCH - (2GK54-73) Position lights	1	31-7512046 and up
-14	487 790		SWITCH - (110-S-73) Rotating beacon and position lights	2	31-5 to 31-7512045 inclusive
	487 898		SWITCH - (2GM54-73) Landing lights	1	31-7512046 and up
-15	487 852		SWITCH - (1L254-73) Voltage regulator selector	1	31-5 to 31-841 inclusive
-16	487 895		SWITCH - (D7270-1-10) Pitot heat, left	1	
-16a	454 639		CIRCUIT BREAKER - (PS50120-4-2) Stall warning	1	31-7512046 and up
-17	454 667		CIRCUIT BREAKER - Magnetic (302-290-102) 90 AMP	2	31-5 to 31-764 inclusive
	454 712		CIRCUIT BREAKER - Magnetic (PS50120-6-1) 90 AMP	2	31-765 and up
-18	454 661		CIRCUIT BREAKER - (PS50120-3-18) 30 AMP	AR	
	454 660		CIRCUIT BREAKER - (PS50120-3-17) 25 AMP	AR	
	454 662		CIRCUIT BREAKER - (PS50120-3-25) 50 AMP	AR	
	454 658		CIRCUIT BREAKER - (PS50120-3-14) 15 AMP	AR	
	454 657		CIRCUIT BREAKER - (PS50120-3-12) 10 AMP	AR	
	454 656		CIRCUIT BREAKER - (PS50120-3-7) 5 AMP	AR	
	454 695		CIRCUIT BREAKER - (PS50120-3-24) 3 AMP	AR	
	454 694		CIRCUIT BREAKER - (PS50120-3-23) 2 AMP	AR	
	454 659		CIRCUIT BREAKER - (PS50120-3-16) 20 AMP	AR	
	454 663	Z	CIRCUIT BREAKER - (PS50120-3-19) 35 AMP	1	
-19	27274-00	X	SWITCH ASSEMBLY - Master	1	31-842 and up
	71187-02	Y	SWITCH ASSEMBLY - Master, left	1	31-842 and up
	71187-03	Y	SWITCH ASSEMBLY - Master, right	1	31-842 and up
-20	472 861		LIGHT - Indicator (106S-R-FB59)	2	31-5 to 31-7512045 inclusive
-21	587 857		MONITOR - Voltage (A00258-2)	2	31-842 and up
-22	52698-00		PLACARD - Master switch	1	31-842 and up
-23	52701-00		PLACARD - Alternator circuit breakers and lights	1	31-842 to 31-7512045 inclusive
	80354-02		PLACARD - Alternator switch	1	31-7512046 and up
-24	456 705		DIODE - (1N2984B)	1	
-25	484 591		RHEOSTAT - (SE-15010)	1	31-5 to 31-7512045 inclusive
	54514-02		POTENTIOMETER ASSEMBLY - Light, pilot panel	1	31-7512046 and up

When ordering, always specify Part Number, Description and Serial Number of Aircraft

PIPER PARTS CATALOG

Figure and Index Number	Part Number	Code	NOMENCLATURE	No. Req.	SERIAL NUMBERS AFFECTED
138-26	571 079		KNOB - (1910-2) Black	1	31-5 to 31-353 inclusive
	571 117		KNOB - (1920-2) Black	1	31-354 to 31-7512045 inclusive
	571 126		KNOB - Dimmer switch (525D)	1	31-7512046 and up
-27	43499-00		BAR - Bus	1	
-28	42453-00		PLACARD ASSEMBLY - Switch panel, luminescent	1	31-5 to 31-409 inclusive
	53117-04	G	PANEL ASSEMBLY - Electroluminescent	1	31-410 to 31-7512045 inclusive
	53117-06	G	PANEL ASSEMBLY - Electroluminescent	1	31-7512046 and up
	53117-02	L	PANEL ASSEMBLY - Electroluminescent	1	
	53117-03	G,H	PANEL ASSEMBLY - Electroluminescent	1	
	53117-05	H,L	PANEL ASSEMBLY - Electroluminescent	1	
-29	40582-00		PLACARD - Switch panel	1	31-5 to 31-409 inclusive
-29a	40582-02		PLACARD - Switch panel	1	31-410 to 31-579 inclusive
	44309-03	G	PLACARD - Switch panel	1	31-580 and up
	44309-02	L	PLACARD - Switch panel	1	
	44309-04	G,H	PLACARD - Switch panel	1	
	44309-05	H,L	PLACARD - Switch panel	1	
-30	43977-00		PLACARD - Windshield wiper switch	1	31-5 to 31-409 inclusive
-31	44295-00		PLACARD - Circuit breaker	1	31-5 to 31-7300962 inclusive
	44295-02		PLACARD - Circuit breaker	1	31-7300963 to 31-7512045 incl
	80336-02		PLACARD - Circuit breaker	1	31-7512046 to 31-7612018 incl
	80393-02		PLACARD - Circuit breaker	1	31-7612019 and up
-32	40597-00		PLACARD - Circuit breaker	1	31-5 to 31-841 inclusive
	52768-02		PLACARD - Circuit breaker	1	31-842 to 31-7512045 inclusive
	80311-02		PLACARD - Circuit breaker	1	31-7512046 and up
	40597-02	H	PLACARD - Circuit breaker	1	31-5 to 31-841 inclusive
	52768-03	H	PLACARD - Circuit breaker	1	31-842 and up
	80373-02	P	PLACARD - Circuit breaker	1	
	80360-02	Q	PLACARD - Circuit breaker	1	
	80375-02	R	PLACARD - Circuit breaker	1	
	80362-02	S	PLACARD - Circuit breaker	1	
	80312-02	T	PLACARD - Circuit breaker	1	
-33	42454-00		PLACARD ASSEMBLY - Master switch, luminescent	1	31-5 to 31-841 inclusive
	52698-00		PLACARD - Master switch	1	31-842 and up
-34	40576-00		PLACARD - Master switch	1	31-5 to 31-841 inclusive
-35	41428-00	A,J	PLACARD - Alternator switch	1	
	44368-00	B	PLACARD - Alternator field control and circuit breakers	1	
	52701-00		PLACARD - Alternator, circuit breakers and lights	1	31-842 to 31-7512045 inclusive
	80354-02		PLACARD - Alternator switch	1	31-7512046 and up
-36	487 907	A,K	SWITCH - (2GK54-73) Master	1	
	587 775	B	SWITCH - (HK254) Master	1	
-37	487 907	B,F	SWITCH - (2GK54-73) Alternator	2	
-38	44195-02		PANEL - Auxiliary circuit breaker trim, red	1	31-5 to 31-7300923 inclusive
	44195-03		PANEL - Auxiliary circuit breaker trim, blue	1	31-5 to 31-7300923 inclusive
	44195-04		PANEL - Auxiliary circuit breaker trim, black	1	31-5 to 31-7300923 inclusive
	44195-05		PANEL - Auxiliary circuit breaker trim, beige	1	31-5 to 31-7300923 inclusive
	44195-07		PANEL - Auxiliary circuit breaker trim, walnut supreme	1	31-5 to 31-7300923 inclusive
-39	44229-00		BRACKET ASSEMBLY - Circuit breaker mounting	1	31-5 to 31-7300923 inclusive
-40	44308-00	M	PLACARD - Circuit breaker (581 610)	1	31-5 to 31-7300923 inclusive
	44308-02	N	PLACARD - Circuit breaker (581 780)	1	31-5 to 31-7300923 inclusive
-41	484 491		RESISTOR - 15 ohm, 12.5 watt	1	
-42	44979-00		BRACKET ASSEMBLY - Circuit breaker mounting	1	

When ordering, always specify Part Number, Description and Serial Number of Aircraft

PIPER PARTS CATALOG

Figure and Index Number	Part Number	Code	NOMENCLATURE	No. Req.	SERIAL NUMBERS AFFECTED
138-43	44976-00		PLACARD - Circuit breaker	1	31-7300924 to 31-7300961 incl
	44976-02		PLACARD - Circuit breaker	1	31-7300962 to 31-7512005 incl
	44976-03		PLACARD - Circuit breaker	1	31-7512006 to 31-7512018 incl
	80269-02		PLACARD - Circuit breaker	1	31-7512019 to 31-7512045 incl
	80314-02	U	PLACARD - Circuit breaker	1	
	80365-02	O.U	PLACARD - Circuit breaker	1	
	80359-02	Q.S	PLACARD - Circuit breaker	1	
	80358-02	V	PLACARD - Circuit breaker	1	
-44	454 639	W	CIRCUIT BREAKER - (PS50120-4-2) Gyro slaving	1	31-7512023 and up
-45	72966-02	Z	PLACARD - Flap control (583 944)	1	

When ordering, always specify Part Number, Description and Serial Number of Aircraft

PIPER PARTS CATALOG

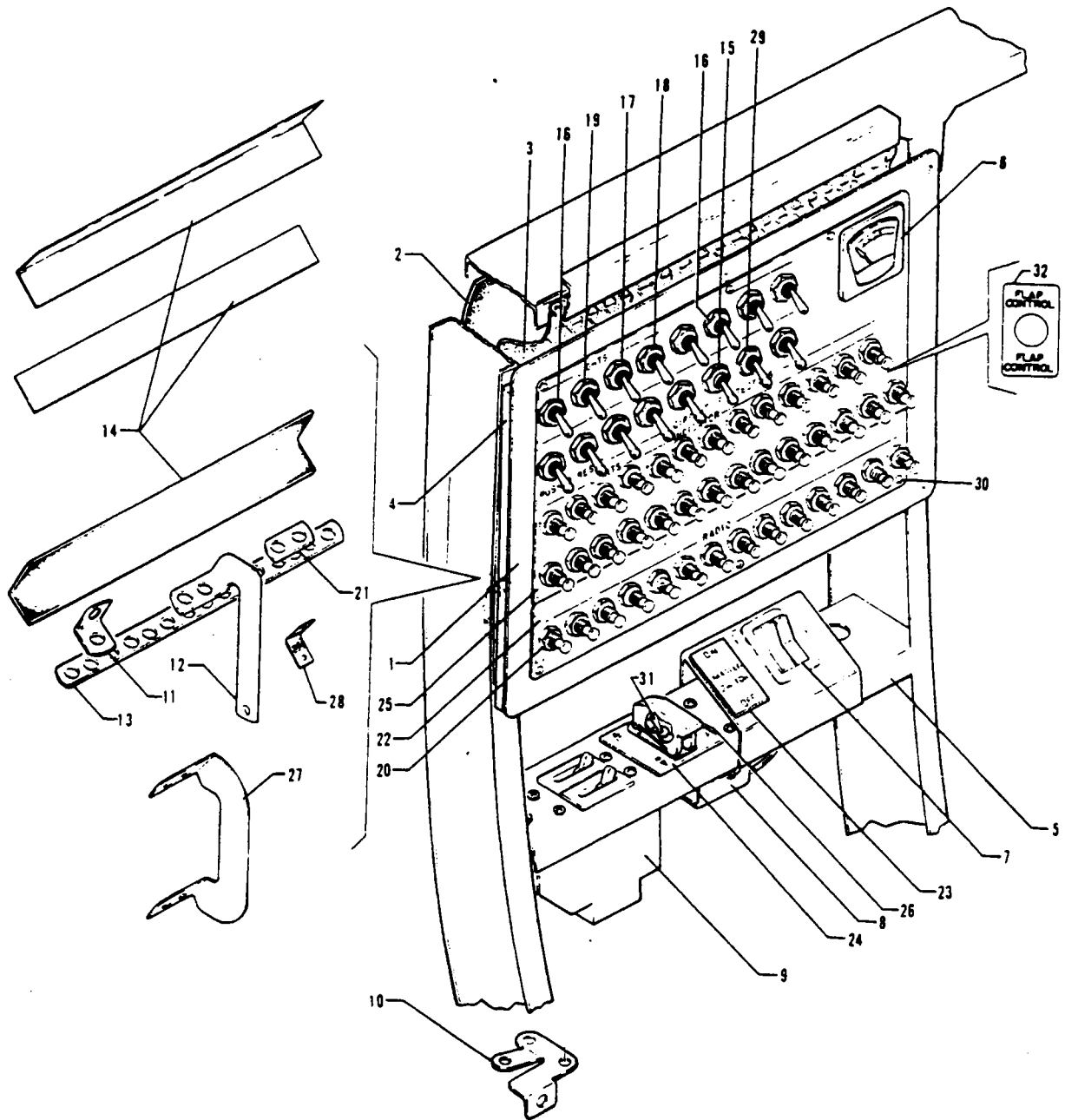


Figure 138A Switch and Circuit Breakers System Installation
(Serial Nos 31-7712001 and up)

PIPER PARTS CATALOG

CODE EXPLANATIONS FOR FIGURE 138A

- A - Used if Yaw Damper is installed
- B - Order part no. for serial numbers 31-8012042 and up if Master Switch Replacement Kit 764 090 has been installed per Service Letter No. 886
- C - Also used on serial numbers 31-7712001 to 31-8012041 inclusive, if Master Switch Replacement Kit 764 090 has been installed per Service Letter No. 886
- D - Used on aircraft that have installed Calco Flap System Installation Kit 764 938L per Service Letter 959

PIPER PARTS CATALOG

Figure and Index Number	Part Number	Code	NOMENCLATURE	No. Req.	SERIAL NUMBERS AFFECTED
138A-	55401		DRAWING - Switch and Circuit Breakers System Installation		31-7712001 to 31-7812129 incl
	55986		DRAWING - Switch and Circuit Breakers System Installation		31-7912001 and up
-1	55396-02		PANEL - Circuit breaker mounting	1	31-7712001 to 31-7812129 incl.
	44619-06		PANEL ASSEMBLY - Circuit breaker mounting	1	31-7912001 and up
-2	54314-02		PLATE - Insulator, phenolic	1	
-3	80012-28		MAT - Safety, transparent vinyl	1	
-4	44651-00		BLOCK - Spacer	2	
-5	52696-00	B	CHANNEL ASSEMBLY - Switch mounting	1	31-7712001 to 31-8012041 incl
	52696-06	C	CHANNEL ASSEMBLY - Switch mounting	1	31-8012042 and up
-6	751 298		AMMETER - Deicer	1	
-7	27274-00	B	SWITCH ASSEMBLY - Master	1	31-7712001 to 31-7812129 incl
	49819-02	B	SWITCH ASSEMBLY - Master	1	31-7912001 to 31-8012041 incl
	71187-02	C	SWITCH ASSEMBLY - Master, left	1	31-8012042 and up
	71187-03	C	SWITCH ASSEMBLY - Master, right	1	31-8012042 and up
-8	587 857		SWITCH - (A00258-2) "Alternator Inop "	2	
-9	454 712		SWITCH - Circuit breaker (616-290-102)	2	
-10	54641-02		LINK - Bus bar	1	
-11	53405-00		LINK - Bus bar	1	
-12	55423-02		LINK - Bus bar	1	31-7712001 to 31-7812129 incl
	54463-02		LINK - Bus bar	1	31-7912001 and up
-13	43499-00		LINK - Bus bar	1	31-7712001 to 31-7812129 incl.
-14	55401-04		STRIP - Protector, neoprene	1	31-7712001 to 31-7812129 incl
	44683-04		STRIP - Protector, neoprene, lower	1	31-7912001 and up
	44683-05		STRIP - Protector, neoprene, upper	1	31-7912001 and up
-15	487 895		SWITCH - (D7270-1-10) Pitot heat, left	1	31-7712001 to 31-7812129 incl
-16	487 898		SWITCH - (2GM54-73) Landing lights and ground beacon	2	31-7712001 to 31-7812129 incl
-17	487 860		SWITCH - (2FA54-73) Taxi lights	1	31-7712001 to 31-7812129 incl
-18	487 896		SWITCH - (2FB54-73) Overhead lights	1	31-7712001 to 31-7812129 incl
-19	487 907		SWITCH - (2GK54-73) Position lights	1	31-7712001 to 31-7812129 incl
-20	454 694		CIRCUIT BREAKER - (PS50120-3-23) 2 amp	AR	
	454 695		CIRCUIT BREAKER - (PS50120-3-24) 3 amp	AR	
	454 656		CIRCUIT BREAKER - (PS50120-3-7) 5 amp	AR	31-7712001 to 31-7812129 incl
	454 680		CIRCUIT BREAKER - (PS50120-3-9) 7.5 amp	AR	31-7912001 and up
	454 657		CIRCUIT BREAKER - (PS50120-3-12) 10 amp	AR	
	454 658		CIRCUIT BREAKER - (PS50120-3-14) 15 amp	AR	
	454 659		CIRCUIT BREAKER - (PS50120-3-16) 20 amp	AR	
	454 660		CIRCUIT BREAKER - (PS50120-3-17) 25 amp	AR	
	454 661		CIRCUIT BREAKER - (PS50120-3-18) 30 amp	AR	
	454 662		CIRCUIT BREAKER - (PS50120-3-25) 50 amp	AR	
	454 677		CIRCUIT BREAKER - (PS50120-3-10) 7.5 amp	AR	
	454 663		CIRCUIT BREAKER - (PS50120-3-19) 35 amp	AR	
	454 693		CIRCUIT BREAKER - (PS50120-3-22) 1 amp	AR	31-7912029 and up
-21	31506-02		LINK - Bus bar	AR	
-22	80344-02		PLACARD - Circuit breaker	1	
-23	52698-00		PLACARD - Master switch	1	
-24	80536-02		PLACARD - Emergency avionics bus power	1	31-7712001 to 31-7712097 incl
	80558-02		PLACARD - Emergency avionics bus power	1	31-7712098 and up

When ordering, always specify Part Number, Description and Serial Number of Aircraft

PIPER PARTS CATALOG

Figure and Index Number	Part Number	Code	NOMENCLATURE	No. Req.	SERIAL NUMBERS AFFECTED		
138A-25	80489-02	A	PLACARD - Circuit breaker	1	31-7712001 to 31-7812033 incl		
	80488-02		PLACARD - Circuit breaker	1	31-7712001 to 31-7812033 incl		
	80565-02		PLACARD - Circuit breaker (Pilot)	1	31-7812034 to 31-7812129 incl		
	80563-02		PLACARD - Circuit breaker (Co-pilot)	1	31-7812034 to 31-7812129 incl		
	80680-02		PLACARD - Circuit breaker, illuminated (Pilot)	1	31-7912001 to 31-7912073 incl		
	80675-02		PLACARD - Circuit breaker, illuminated (Co-pilot)	1	31-7912001 to 31-7912073 incl		
	80680-03		PLACARD - Circuit breaker, illuminated (Pilot)	1	31-7912074 to 31-7912124 incl		
	71087-04		PLACARD - Circuit breaker, illuminated (Pilot)	1	31-8012001 and up		
	-26		49196-02	GUARD - Switch	1	31-7712098 and up	
	-27		54250-02	LINK - Bus bar, circuit protector	1	31-7812001 to 31-7812129 incl	
			54250-04	LINK - Bus bar, circuit protector	1	31-7912001 and up	
	-28		16439-00	LINK - Bus bar, circuit protector	2	31-7912001 and up	
	-29		454 657	SWITCH - Pilot heat, right	1	31-7912001 and up	
	-30		415 408	SCREW - (MS351957-31B)	6	31-7912001 and up	
	-31		454 691	CIRCUIT BREAKER - Emergency avionics bus power (PS50120-7-1) 50 amp (switch type)	1		
	-32		72966-02	D	PLACARD - Flap Control (583 944)	1	31-7712001 to 31-7812129 incl

When ordering, always specify Part Number, Description and Serial Number of Aircraft

PIPER PARTS CATALOG

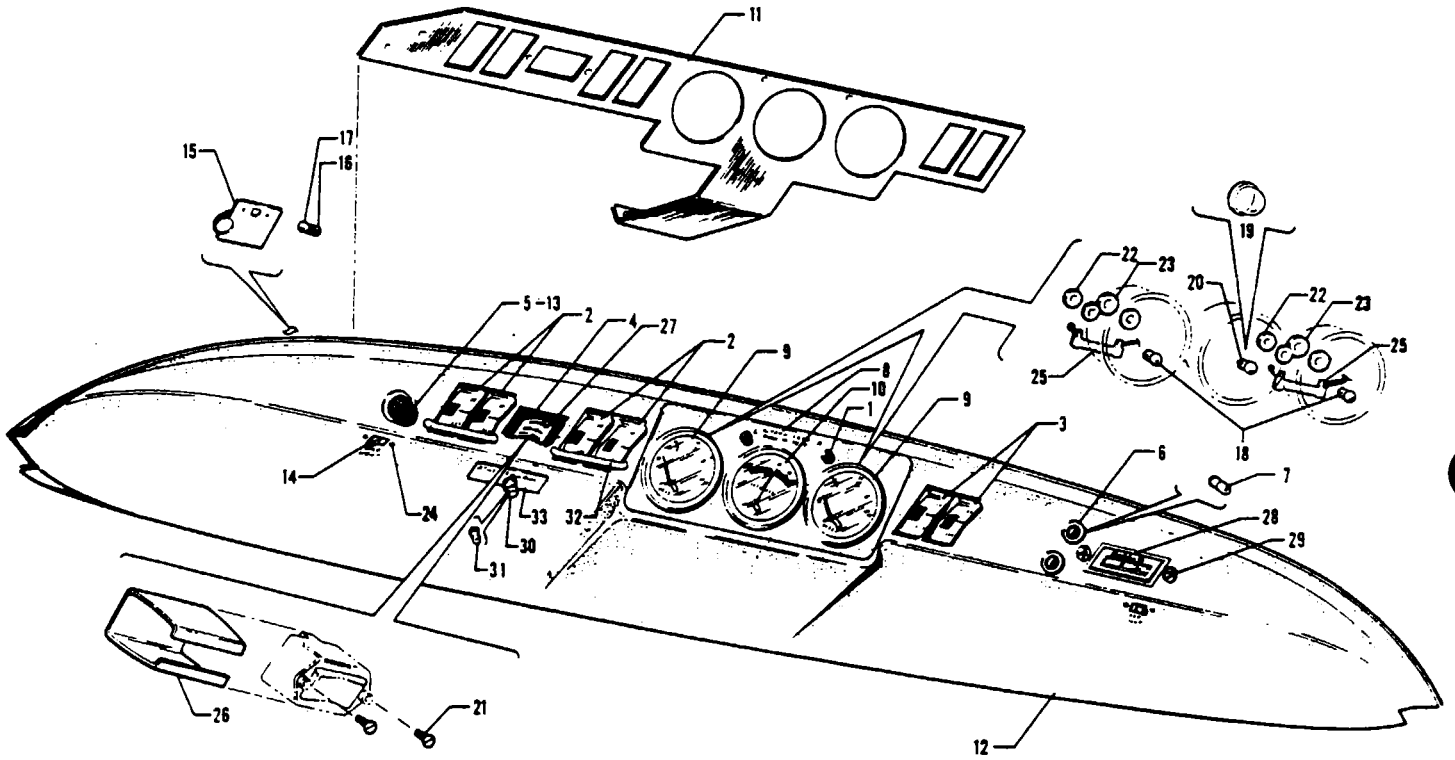


Figure 139 Overhead Switch Panel Assembly
(Serial Nos 31-5 to 31-7812129 incl)

REVISED SEPTEMBER 1978

4B14

PA-31-300
PA-31-310
PA-31-325

PIPER PARTS CATALOG

CODE EXPLANATIONS FOR FIGURE 139

A - Used on aircraft that comply with C.A.A. (United Kingdom) requirements.

PIPER PARTS CATALOG

Figure and Index Number	Part Number	Code	Nomenclature	No. Req.	Serial Numbers Affected
139-	40726		DRAWING - Overhead Switch Panel Assembly		
-1	487 938		SWITCH - Alternator test (46-200B-D.P.D.T)	2	
-2	487 881		SWITCH - Magneto (LTILA64-1S-WH-RCX-PA2A) chrome	4	
	487 958		SWITCH - Magneto (LTILA64-1S-WH-RCX-PA2B) black	4	
-3	487 897		SWITCH - Fuel pumps (LTILA64-1S-WH-RCX-PA1A) chrome	2	
	487 959		SWITCH - Fuel pumps (LTILA64-1S-WH-RCX-PA1B) black	2	
-4	487 882		SWITCH - Starter (4TP12-7)	1	
-5	484 590		RHEOSTAT - Overhead lights (E-35-R1-352)	1	
-6	472 741		LIGHT ASSEMBLY - Door ajar (911-112-1631-525)	2	31-5 to 31-7712103 inclusive
-7	472 028		BULB - (PS10008-327)	2	31-5 to 31-7712103 inclusive
-8	43121-00		PANEL - Overhead instrument escutcheon, beige	1	31-5 to 31-751 inclusive
	43121-03		PANEL - Overhead instrument escutcheon, white	1	31-752 to 31-7512023 inclusive
	54380-02		PANEL - Overhead instrument escutcheon, beige	1	31-7512024 and up
-9	43242-00		GAUGE ASSEMBLY - Fuel quantity (550 749)	2	
-10	41505-00		AMMETER ASSEMBLY - (550 690)	1	
-11	41042-00		BRACKET - Overhead switch mounting	1	
-12	41553-00		PANEL - Overhead trim, beige	1	31-5 to 31-751 inclusive
	41553-03		PANEL - Overhead trim, white	1	31-752 to 31-900 inclusive
	53227-00		PANEL - Overhead trim, white	1	31-7300901 to 31-7612110 incl.
	53227-02		PANEL - Overhead trim	1	31-7712001 to 31-7712103 incl.
	53227-03		PANEL - Overhead trim	1	31-7812001 and up
-13	571 080		KNOB - Overhead lights, black (1910-8)	1	
-14	85169-02		SWITCH - Map light	2	
-15	43028-00		BRACKET ASSEMBLY - Map light, left	1	
	43028-01		BRACKET ASSEMBLY - Map light, right	1	
-16	487 144		SOCKET - Plug button (12-240)	2	
-17	472 052		LAMP - Panel (304)	2	
-18	453 792		BULB - Fuel gauge (PS10008-1828)	2	
-19	560 690		FILTER - Lamp (1813/27B-1)	1	
-20	472 078		BULB - Ammeter (PS10008-1450)	1	
-21	414 756		SCREW - (MS24693-S30)	2	
-22	407 043		WASHER - (MS35338-43)	2	
	405 312		NUT - (10-32 Hex)	2	
-23	407 042		WASHER - (MS35338-42)	2	
	405 100		NUT - (8-32 Hex)	2	
-24	415 493		SCREW - (MS35206-228)	4	
	406 346		NUT - (A11881-632-1)	4	
-25	43496-00		RESISTOR ASSEMBLY - Fuel gauge (484 429)	2	
-26	54173-00		INSULATOR - Starter switch	1	
-27	41554-00		PLACARD - Engine starter	1	
-28	51006-00		METER ASSEMBLY - Engine hour	1	31-7712001 and up
-29	415 493		SCREW - (MS35206-228)	2	31-7712001 and up
	407 133		WASHER - (AN936-A6)	2	31-7712001 and up
	404 909		NUT - (MS20365-632C)	2	31-7712001 and up
-30	54078-00	A	LIGHT ASSEMBLY - Starter energized	1	
-31	758 293	A	* BULB - (FB-59)	1	
-32	53916-00		GUARD - Switch	2	31-7300970 and up
-33	53978-00	A	PLACARD - Starter energized	1	

When ordering, always specify Part Number, Description, and Serial Number of Aircraft

PIPER PARTS CATALOG

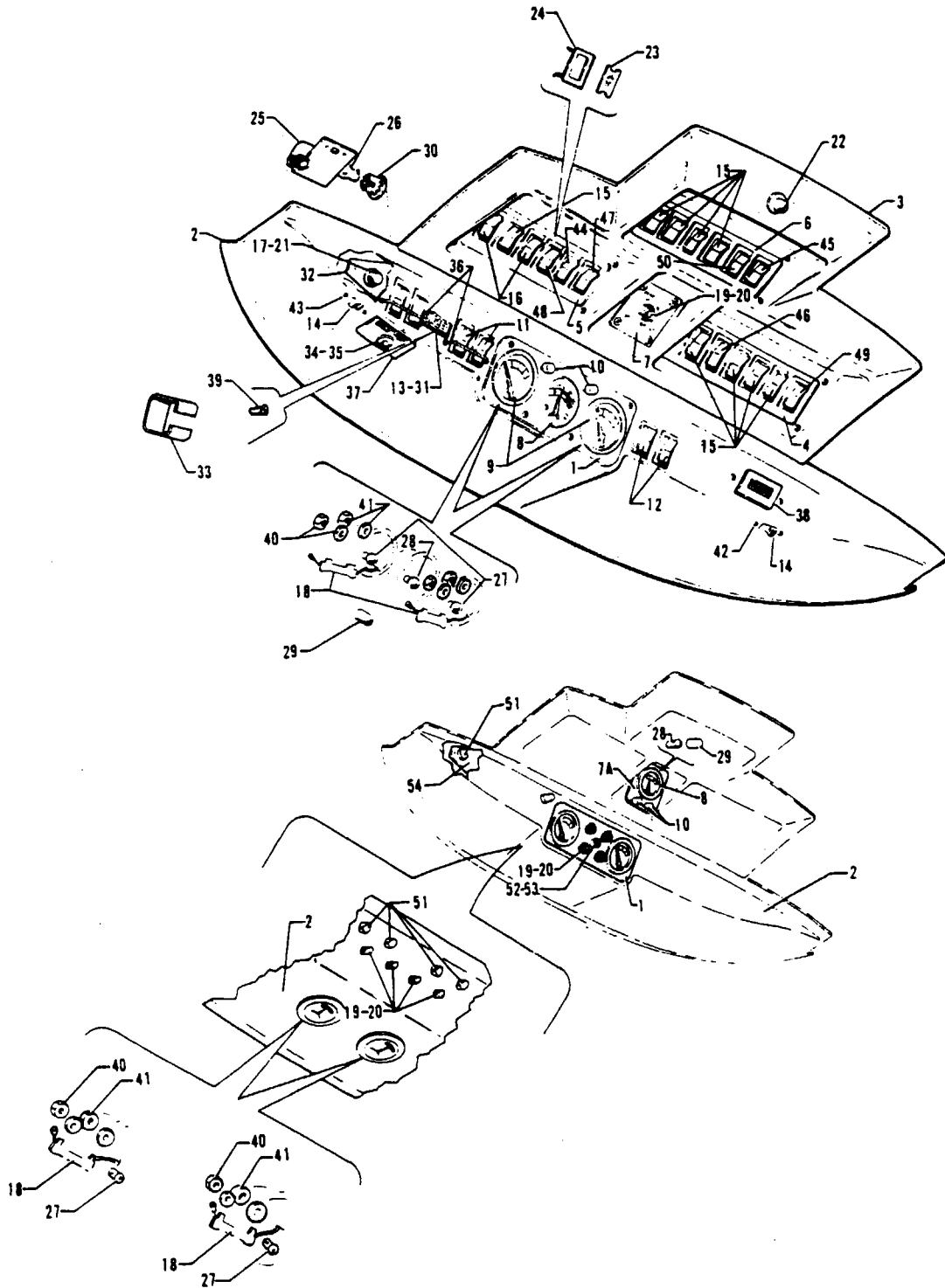


Figure 139A Overhead Switch Panel Assembly
(Serial Nos 31-7912001 and up)

REVISED APRIL 1982

4B17

PA-31-310
PA-31-325

PIPER PARTS CATALOG

CODE EXPLANATIONS FOR FIGURE 139A

- A - Used on aircraft that comply with C A A (United Kingdom) requirements
- B - Used if fin tip ground recognition beacon is installed
- C - Used if air conditioning is installed
- D - Used if pneumatic deicer system is installed
- E - Also used on aircraft with serial numbers 31-7912001 to 31-7912124 inclusive if Recirculation Fans Replacement Kit 764 416L has been installed

PIPER PARTS CATALOG

Figure and Index Number	Part Number	Code	Nomenclature	No. Req.	Serial Numbers Affected
139A-	40726		DRAWING - Overhead Switch Panel Assembly		31-7912001 to 31-7912124 incl.
	71154		DRAWING - Overhead Switch Panel Assembly		31-8012001 and up
	49747		DRAWING - Overhead Switch Panel Assembly, Center		31-7912001 to 31-7912124 incl.
	71150		DRAWING - Overhead Switch Panel Assembly, Center		31-8012001 and up
-1	54380-02		PANEL - Overhead instrument escutcheon	1	31-7912001 to 31-7912124 incl.
	71193-03		PANEL - Overhead instrument escutcheon	1	31-8012001 to 31-8212034 incl.
-2	53227-03		PANEL - Overhead trim	1	31-7912001 to 31-7912124 incl.
	71152-04		PANEL - Overhead trim	1	31-8012001 to 31-8212034 incl.
	71152-06		PANEL - Overhead trim	1	31-8212035 and up
-3	55256-02		PANEL - Overhead switch	1	31-7912001 to 31-7912124 incl.
	71149-02		PANEL - Overhead switch	1	31-8012001 and up
-4	46895-00		PANEL - Electroluminescent (558 950)	1	
-5	47875-00		PANEL - Electroluminescent (558 981)	1	
-6	44627-02		PANEL - Electroluminescent (579 138)	1	
-7	44707-00		PANEL - Electroluminescent (558 955)	1	31-7912001 to 31-7912124 incl.
-7a	71147-03		PANEL - Ammeter and alternator test switches	1	31-8012001 and up
-8	41505-00		AMMETER - (550 690)	1	
-9	43242-00		GAUGE ASSEMBLY - Fuel quantity (550 749)	2	
-10	487 938		SWITCH - Alternator test (46-200B-D.P.D.T.)	2	
-11	487 958		SWITCH - Magneto (LTLA64-1S-WH-RCX-PA-2B) black	4	31-7912001 to 31-7912124 incl.
	588 214		SWITCH - Magneto (8906K3264)	4	31-8012001 and up
-12	487 959		SWITCH - Fuel pumps (LTLA64-1S-WH-RCX-PA-1B) black	2	31-7912001 to 31-7912124 incl.
	588 283		SWITCH - Fuel pumps (LTLA64-1S-WH-FN-BL-5/32)	2	31-8012001 and up
-13	487 882		SWITCH - Starter (4TP12-7)	1	
-14	85169-02		SWITCH - Map light	2	
-15	47664-02		SWITCH - (TLA54-1S-WH) (487 772)	10	
-16	47664-03		SWITCH - (TIGL54-1S-WH) (487 773)	2	
-17	484 590		RHEOSTAT - Overhead lights (E-35R1-352)	1	31-7912001 to 31-7912124 incl.
-18	43496-00		RESISTOR ASSEMBLY - Fuel gauge (484 429)	2	
-19	49503-02		POTENTIOMETER - Panel lights	1	31-7912001 to 31-7912124 incl.
	481 374		RHEOSTAT - Placard lighting	4	31-8012001 and up
-20	571 126		KNOB - Dimmer switch (525 D)	1	31-7912001 to 31-7912124 incl.
	571 192		KNOB - Dimmer switch (RB-67-0-SB-M)	4	31-8012001 and up
-21	571 080		KNOB - Overhead lights, black (1910-8)	1	31-7912001 to 31-7912124 incl.
-22	46987-00		SWITCH ASSEMBLY - Dome light	1	
-23	32510-00		PLATE - Cover (581 445)	AR	
-24	453 424		BRACKET - "F" narrow snap-in	AR	
-25	43028-00		BRACKET ASSEMBLY - Map light, left	1	
	43028-01		BRACKET ASSEMBLY - Map light, right	1	
-26	472 052		LAMP - Panel (PS10008-304)	2	
-27	453 792		LAMP - Fuel gauge (PS10008-1828)	2	
-28	472 078		BULB - Ammeter (PS10008-1450)	1	
-29	560 690		FILTER - Lamp, ammeter (1813/27B-1)	1	
-30	487 144		SOCKET - Plug button (12-240)	2	
-31	41554-00		PLACARD - Starter switch	1	31-7912001 to 31-7912124 incl.
	71637-02		PLACARD - Starter switch	1	31-8012001 and up
-32	41042-00		BRACKET - Overhead switch mounting	1	31-7912001 to 31-7912124 incl.
-33	54173-00		INSULATOR - Starter switch	1	
-34	54078-00	A	LIGHT ASSEMBLY - Starter energized	1	
-35	758 293	A	BULB - (FB-59)	1	
-36	53916-00		GUARD - Switch	2	
-37	53978-00	A	PLACARD - Starter energized	1	
-38	51006-00		METER ASSEMBLY - Engine hour	1	
-39	414 756		SCREW - (MS24693-S30)	2	

When ordering, always specify Part Number, Description, and Serial Number of Aircraft

PIPER PARTS CATALOG

Figure and Index Number	Part Number	Code	Nomenclature	No. Req.	Serial Numbers Affected
139A-40	407 403		WASHER - (MS35338-43)	2	
	405 312		NUT - Hex (10-32)	2	
-41	407 042		WASHER - (MS35338-42)	2	
	405 100		NUT - Hex (8-32)	2	
-42	415 493		SCREW - (MS35206-228)	2	31-7912001 to 31-7912124 incl.
	515 715		SCREW - (PS10084-42-2)	2	31-8012001 and up
	407 133		WASHER - (AN936-A6)	2	
	404 909		NUT - (MS20365-632C)	2	
-43	415 493		SCREW - (MS35206-228)	4	
	406 346		NUT - (A1181-632-1)	4	
-44	47664-11	B	SWITCH - (T1GM54-1F-WH) (588 098)	1	
-45	47664-06	C	SWITCH - (T1GM54-1F-WH) (587 815)	1	
-46	47664-02		SWITCH - Wing inspection (487 772)	1	
-47	47664-02		SWITCH - Ground vent fan (487 772)	1	
-48	47664-10		SWITCH - Taxi lights	1	
-49	47664-11		SWITCH - Landing lights and ground beacon	1	
	47664-09	D	SWITCH - (T1L5E-1S-WH) (587 991)	1	31-7912001 to 31-7912124 incl.
	47664-14	D	SWITCH - (T1L5E-1S-WH) (588 200)	1	31-8012001 and up
-50	56953-06	E	SWITCH - Fan (T1GL54-1S-WH)	1	31-8012001 and up
-51	472 742		LIGHT - Post (P-65-3-CW-28) Glar-Ban	5	31-8012001 and up
	472 829		LIGHT - Post (20-0121-15-B-24) Grimes	5	31-8012001 and up
-52	71616-02		LIGHT ASSEMBLY - Overhead panel	1	31-8012001 to 31-8212034 incl.
-53	472 028		* BULB - (PS10008-327)	1	31-8012001 to 31-8212034 incl.
-54	71165-03		BRACKET - Overhead switch mounting	1	31-8012001 to 31-8212034 incl.
	71614-02		BRACKET - Overhead switch mounting	1	31-8212035 and up

When ordering, always specify Part Number, Description, and Serial Number of Aircraft

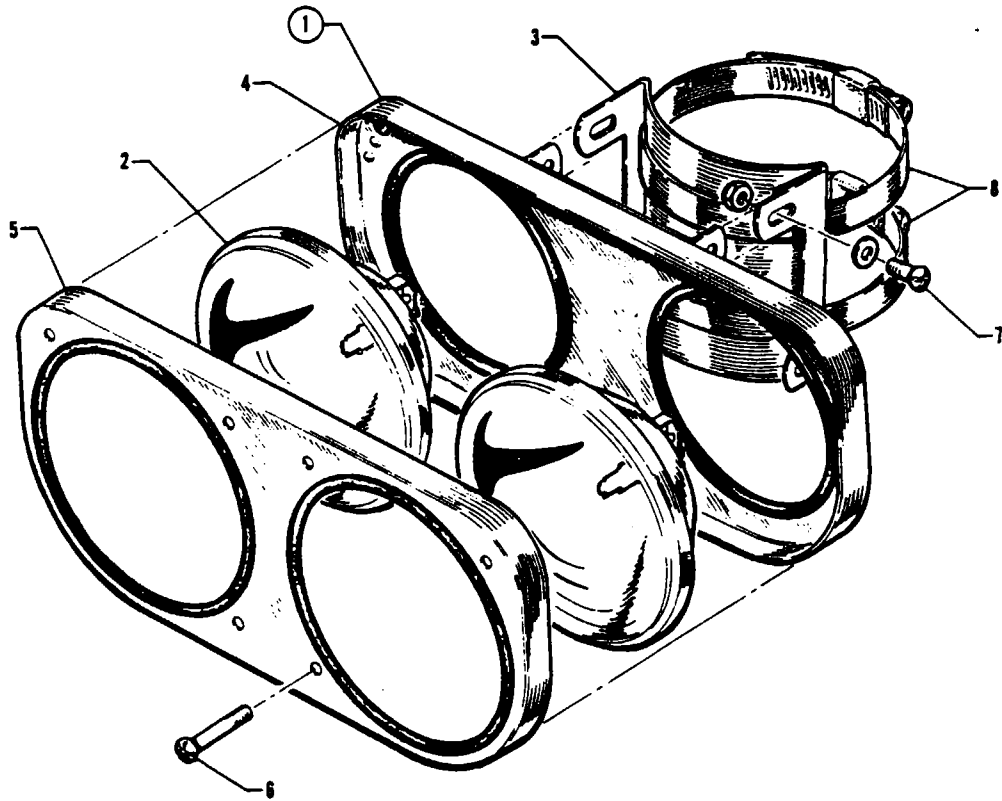


Figure 140. Landing Light Installation

PIPER PARTS CATALOG

CODE EXPLANATIONS FOR FIGURE 140

PIPER PARTS CATALOG

Figure and Index Number	Part Number	Code	NOMENCLATURE	No. Req.	SERIAL NUMBERS AFFECTED
140-1	43048-00		LIGHT ASSEMBLY - Landing	1	
-2	472 769		LIGHT - (4596) 250 Watt 28 Volt	2	
-3	43020-00		BRACKET - Landing light assembly	1	
-4	43021-00		PLATE ASSEMBLY - Landing light	1	
-5	43022-00		PLATE ASSEMBLY - Landing light face	1	
-6	415 745		SCREW - (AN515-632R18)	6	
-7	415 146		SCREW - (AN526-632R7)	4	
	407 562		WASHER - (AN960-6)	8	
	404 829		NUT - (MS20364-632C)	4	
-8	554 901		CLAMP - (64SS)	2	

When ordering, always specify Part Number, Description and Serial Number of Aircraft

4B24

INTENTIONALLY LEFT BLANK

PIPER PARTS CATALOG

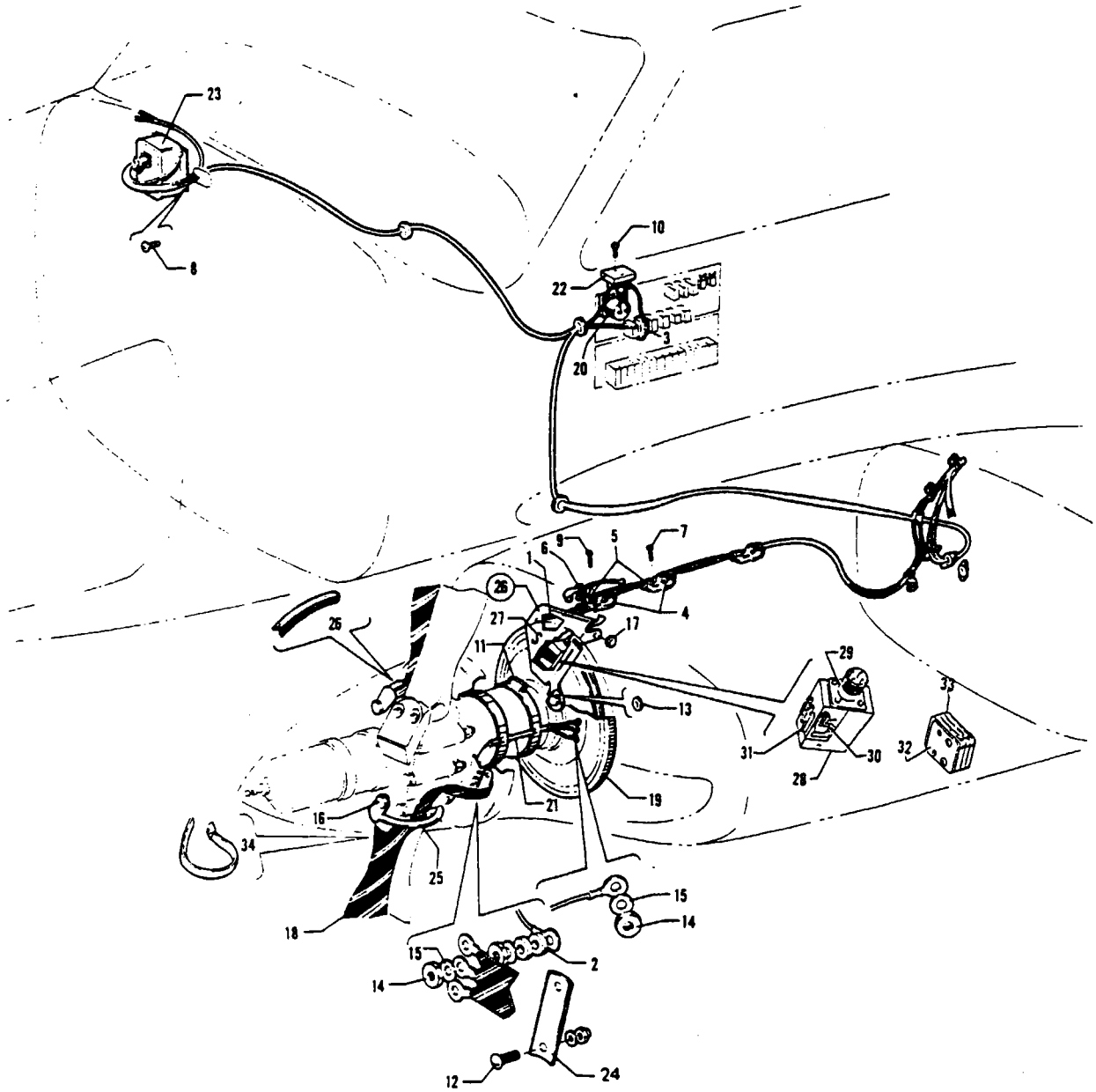


Figure 14: Two Blade Propeller Electric Deicer Installation

PIPER PARTS CATALOG

CODE EXPLANATIONS FOR FIGURE 141

- A - This unit sold in pairs since they are matched by weight to maintain propeller balance and should be installed in this manner
- B - Used if Brush Holder Assembly 4E1350-2 is installed. Identifiable by 4E1350-2 ink stamped on surface of brush holder and by protruding brush rods
- C - Used if Brush Holder Assembly 4E1350-5 is installed. Identifiable by 4E1350-5 molded into surface or ink stamped on surface of brush holder assembly and by rodless brushes
- D - No longer available. Order Brush Block Assembly Replacement Kit 763 856
- E - It is recommended that new springs, Item 30, be installed when replacing brushes
- F - This kit required when replacing a Brush Block Assembly with a Modular Brush Assembly
- G - Used if Modular Brush Assembly is installed.

PIPER PARTS CATALOG

Figure and Index Number	Part Number	Code	NOMENCLATURE	No. Req.	SERIAL NUMBERS AFFECTED
141-2	42622		DRAWING - Propeller Electric Deicer Installation		
-1	43497-00		BRACKET - Brush holder support	2	
-2	758 102		BUSHING - (2E 1260)	24	31-5 to 31-7912053 incl
	758 487		BUSHING - (1E 1442)	24	31-7912054 and up
-3	487 906		SWITCH - Circuit breaker type	1	
-4	454 868		CLAMP - (A3046S-12-91)	8	
-5	454 931		CLAMP - (A4980S-5-91)	8	
-6	434 134		GROMMET - (MS35489-11)	4	
-7	411 530		SCREW - (MS35207-261)	6	
	404 887		NUT - (MS20365-1032C)	6	
-8	416 994		SCREW - (AN526-1032R8)	4	
	406 825		NUT - Anchor (NAS686A3K)	4	
-9	416 994		SCREW - (AN526-1032R6)	2	
	404 887		NUT - (MS20365-1032C)	2	
-10	411 533		SCREW - (MS35207-264)	2	
	404 887		NUT - (MS20365-1032C)	2	
-11	554 992		CLAMP - (QS-200-MB8S)	4	
-12	415 388		SCREW - (MS51957-30)	8	
	407 609		WASHER - (AN960-C6)	8	
	404 909		NUT - (MS20365-632C)	8	
-13	407 676		WASHER - (AN960C-516)	2	
-14	404 593		NUT - (AN340-B6)	48	
-15	407 133		WASHER - (AN936-A6)	60	
-16	753 421		BOLT	4	
	407 678		WASHER - (AN960-616)	4	
	756 233		SPACER	4	
-17	407 675		WASHER - (AN960C-416)	AR	
-18	758 101		BOOT - Propeller deicer	4	
-19	757 540		STARTER GEAR SLIP RING ASSEMBLY	2	
-20	751 286		AMMETER	1	
-21	751 992		WIRE HARNESS - Slip ring	4	
-22	757 541		SHUNT - Ammeter	1	31-5 to 31-199 inclusive
	756 235		SHUNT - Ammeter	1	31-200 and up
-23	761 990		TIMER	1	
-24	757 809		CLIP - Lead	4	
-25	756 232	A	STRAP - Restrainer (2 per unit)	2	
-26	758 167		BRUSH BLOCK AND BRACKET ASSEMBLY	2	
-27	758 104		BRACKET - Brush holder	1	
-28	758 168	D	BRUSH BLOCK ASSEMBLY - (4E1350-5)	1	
-29	755 924	B,D	RETAINER ASSEMBLY - Brush (3E1398)	1	
	756 032	C	RETAINER ASSEMBLY - Brush (3E1536)	1	
-30	756 236		SPRING - (4E1513)	3	
-31	753 427	B,E	BRUSH - (3E1206-D)	3	
	758 170	C,E	BRUSH - (3E1443-2)	3	
-32	763 856	F	KIT - Brush Block Assembly Replacement (65-403)	1	
	758 433	G	MODULAR BRUSH ASSEMBLY - (3E2046-1)	1	
-33	758 434	G	BRUSH MODULE ASSEMBLY - (3E2011-1)	1	
	758 435	G	BRUSH MODULE ASSEMBLY - (3E2011-2)	1	
	758 436	G	BRUSH MODULE ASSEMBLY - (3E2011-3)	1	
-34	757 673		STRAP - Tie	4	

When ordering, always specify Part Number, Description and Serial Number of Aircraft

PIPER PARTS CATALOG

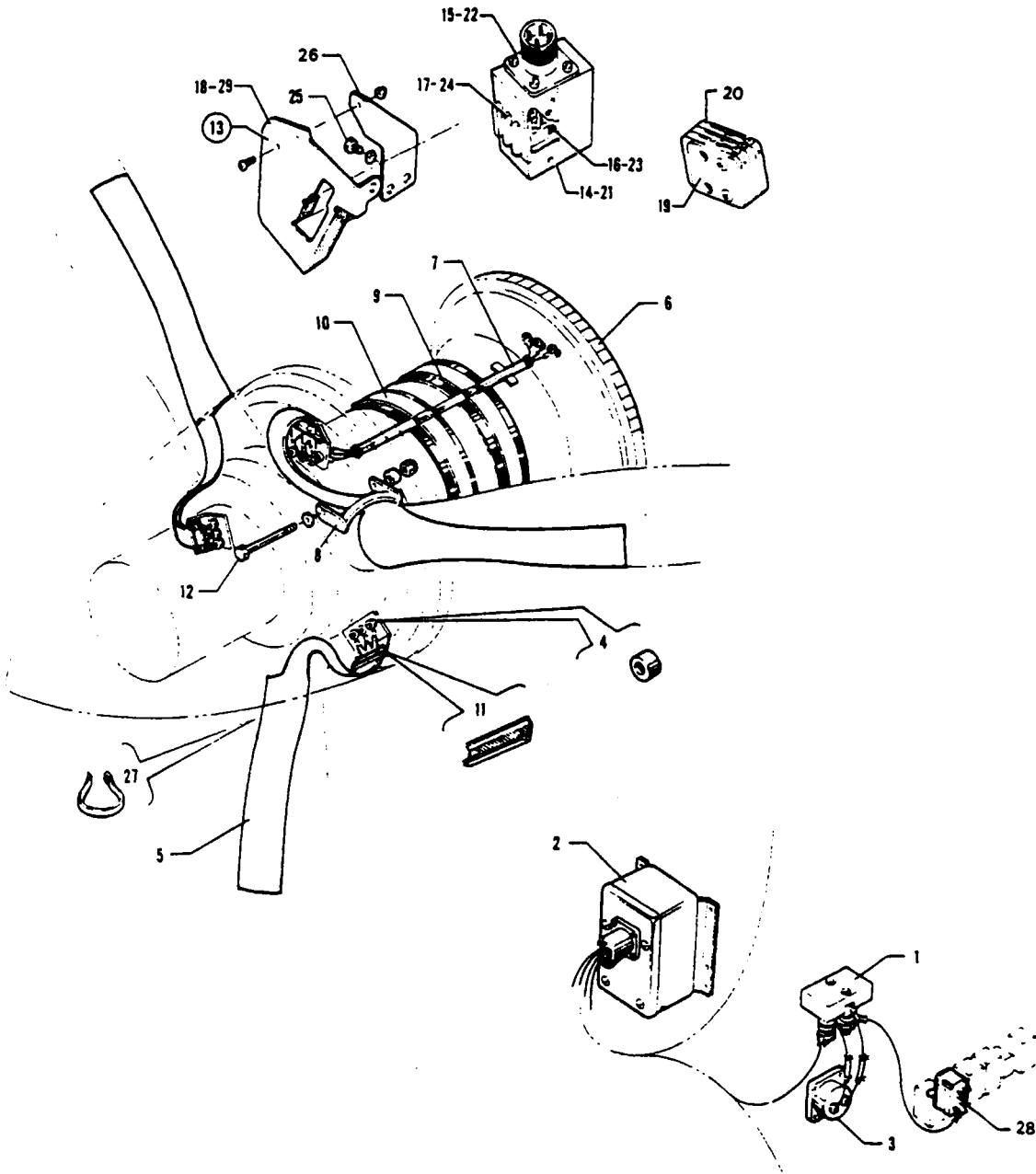


Figure 142 Three Blade Propeller Electric Deicer Installation

PIPER PARTS CATALOG

CODE EXPLANATIONS FOR FIGURE 142

- A - This unit sold in groups of three since they are matched by weight to maintain propeller balance and should be installed in this manner
- B - Used if Brush Holder Assembly 4E1350-2 is installed Identifiable by 4E1350-2 ink stamped on surface of brush holder and by protruding brush rods
- C - Used if Brush Holder Assembly 4E1350-5 is installed Identifiable by 4E1350-5 molded into surface or ink stamped on surface of brush holder assembly and by rodless brushes
- D - Used if Brush Holder Assembly 4E1908-1 is installed Identifiable by 4E1908-1 molded into surface of brush holder and by rodless brushes
- E - Used if air conditioning is not installed
- F - Used if air conditioning is installed
- G - It is recommended that new springs, Item 23, be installed when replacing brushes.
- H - Used on PA-31-310 airplanes only
- J - Used on PA-31-325 airplanes only
- K - It is recommended that new springs, Item 16 be installed when replacing brushes
- L - No longer available Order Brush Block Assembly Replacement Kit 763 856.
- M - This Kit required when replacing a Brush Block Assembly with a Modular Brush Assembly.
- N - Used if Modular Brush Assembly is installed.

PIPER PARTS CATALOG

Figure and Index Number	Part Number	Code	NOMENCLATURE	No. Req.	SERIAL NUMBERS AFFECTED
142-	43947		DRAWING - Propeller Electric Deicer Installation		
-1	757 541		SHUNT	1	
-2	761 990		TIMER	1	
-3	751 298		AMMETER	1	
-4	758 102		BUSHING - (2E1260)	18	31-5 to 31-7912053 incl
	758 487		BUSHING - (1E1442)	18	31-7912054 and up
-5	758 101	H	BOOT - Propeller deicer	6	
	758 101	J	BOOT - Propeller deicer, left engine	3	
	758 154	J	BOOT - Propeller deicer, right engine	3	
-6	757 584	E,H	STARTER GEAR SLIP RING ASSEMBLY - Left and right engine	2	
	757 584	F	STARTER GEAR SLIP RING ASSEMBLY - Left engine	1	
	757 683	F,H	STARTER GEAR SLIP RING ASSEMBLY - Right engine	1	
	757 728	J	STARTER GEAR SLIP RING ASSEMBLY - Right engine	1	
-7	752 008		WIRE HARNESS - Slip ring	6	
-8	757 627	A	STRAP - Restrainer (3 per unit)	2	
-9	757 585		SPACER - Rubber	12	
-10	554 992		CLAMP - (QS-200-M88S)	4	
-11	757 809		CLIP - Lead	6	
-12	753 421		BOLT	6	
	407 678		WASHER - (AN960C-616)	6	
	756 233		SPACER	6	
-13	758 167		BRUSH BLOCK AND BRACKET ASSEMBLY - Left engine	1	
-14	758 168	L	BRUSH BLOCK HOLDER ASSEMBLY - (4E1350-5) Left engine	1	
-15	755 924	B,L	RETAINER ASSEMBLY - Brush	1	
	756 032	C	RETAINER ASSEMBLY - Brush	1	
-16	756 236	B,C	SPRING	3	
-17	753 427	B,K	BRUSH	3	
	758 170	C,K	BRUSH	3	
-18	758 104	B,C	BRACKET - Brush holder	1	
-19	763 856	M	KIT - Brush Block Assembly Replacement (65-403)	1	
	758 433	N	MODULAR BRUSH ASSEMBLY - (3E2046-1)	1	
-20	758 434	N	BRUSH MODULE ASSEMBLY - (3E2011-1)	1	
	758 435	N	BRUSH MODULE ASSEMBLY - (3E2011-2)	1	
	758 436	N	BRUSH MODULE ASSEMBLY - (3E2011-3)	1	
-21	758 212	F	BRUSH BLOCK ASSEMBLY - (4E1908-1) Right engine	1	
-22	756 056		RETAINER ASSEMBLY - Brush (3E1789)	1	
-23	757 626		SPRING - (1E1336)	3	
-24	758 175	G	BRUSH - (3E1443-1)	3	
-25	401 985		BOLT - (AN76A-5)	4	
	407 678		WASHER - (AN960C-616)	4	
-26	43497-00		BRACKET - Brush holder support	2	
-27	757 673		STRAP - Tie	6	
-28	487 906		SWITCH - (Circuit breaker type) (D7270-1-25)	1	31-5 to 31-7812129 incl
	47664-02		SWITCH - Propeller deicer	1	31-7912001 and up
-29	758 215	D,H	BRACKET - Brush holder	2	
	758 235	D,J	BRACKET - Brush holder	4	

When ordering, always specify Part Number, Description and Serial Number of Aircraft

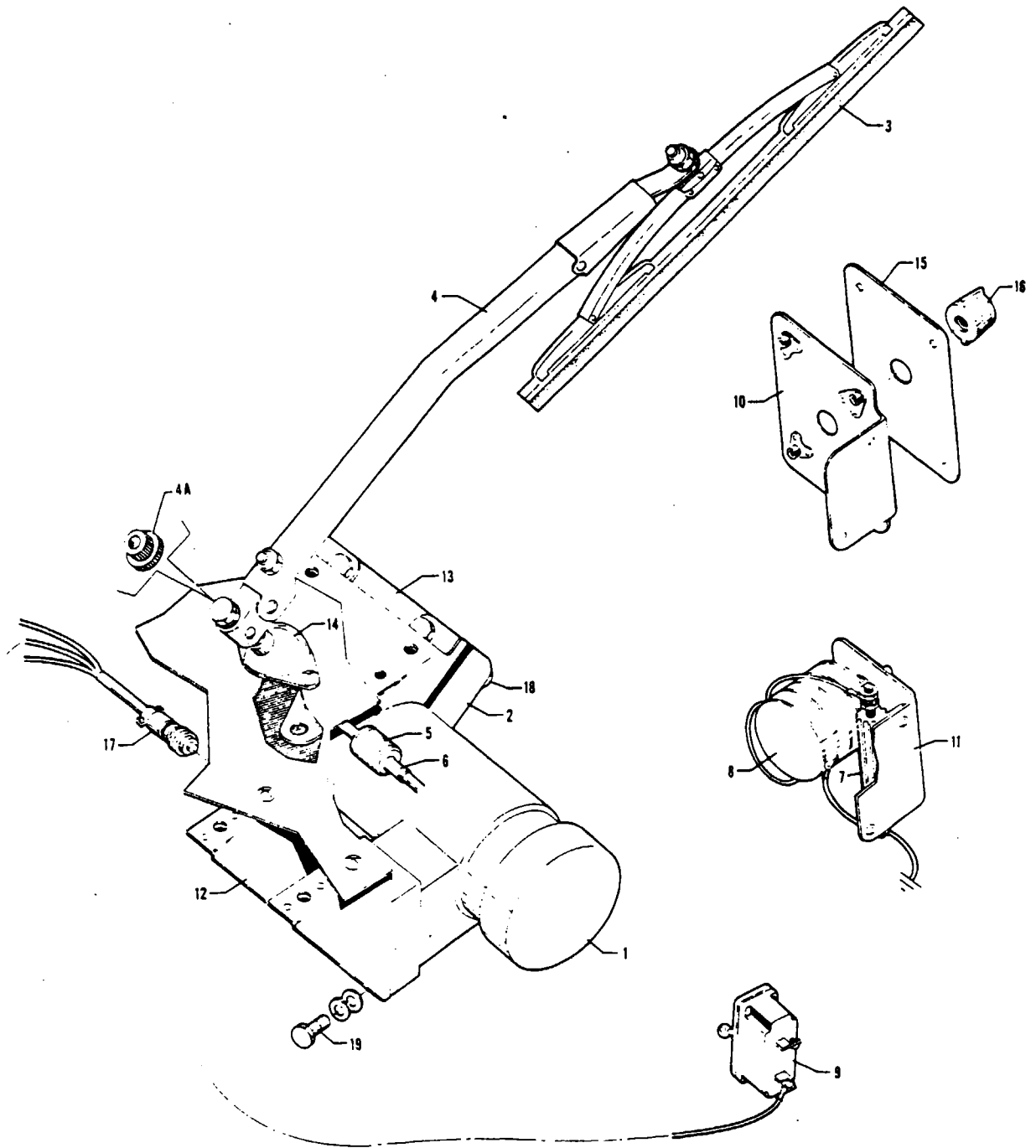


Figure 143 Electric Windshield Wiper Installation

PIPER PARTS CATALOG

CODE EXPLANATIONS FOR FIGURE 143

- A - Used on serial numbers 31-5 to 31-659 inclusive, and 31-661 to 31-711 inclusive. Order Part No 52707-00 if AltiMatic V F/D is installed
- B - Also used if AltiMatic V F/D or V F/D-1 is installed

PIPER PARTS CATALOG

Figure and Index Number	Part Number	Code	NOMENCLATURE	No. Req	SERIAL NUMBERS AFFECTED
143-	44115		DRAWING - Electric Windshield Wiper Installation		
.1	475 197		MOTOR - Windshield wiper	1	
.2	555 356		CONVERTER - Windshield wiper (50 degrees sweep)	1	
.3	452 918		BLADE - Windshield wiper	1	
.4	551 920		ARM - Windshield wiper	1	
.4a	764 807		* SLEEVE - Splined wiper arm (W-20362)	1	
.5	476 701		NIPPLE - Windshield wiper	1	
.6	555 355		COUPLING - Windshield wiper	1	
.7	484 452		RESISTOR - Windshield wiper	1	
.8	487 977		SWITCH - Windshield wiper	1	
.9	487 895		SWITCH - Circuit breaker (D7270-1-10)	1	31-5 to 31-7812129 inc
	454 657		SWITCH - Circuit breaker	1	31-7912001 and up
-10	44110-00		BRACKET ASSEMBLY - Windshield wiper switch attachment	1	31-5 to 31-409 inclusive
-11	44112-00		BRACKET - Resistor mounting	1	
-12	45881-00		BRACKET ASSEMBLY - Windshield wiper motor	1	
-13	45892-00		BRACKET ASSEMBLY - Windshield wiper mounting	1	
-14	45889-00		COVER - Windshield wiper shaft	1	
-15	43978-02		PLACARD - Switch (581 509) (3 38 square)	1	31-5 to 31-409 inclusive
	43978-03	A	PLACARD - Switch (581 510) (2 62 square)	1	
	52707-00	B	PLACARD - Switch (581 821)	1	31-660, 31-712 to 31-7401254 inclusive
	54055-00		PLACARD - Switch (582 235) black	1	31-7401255 to 31-7612028 incl
	54055-02		PLACARD - Switch (582 426) beige	1	31-7612030 to 31-7612110 incl
	80515-02		PLACARD - Switch windshield (129 KIAS) black	1	31-7712001 and up
	80515-03		PLACARD - Switch windshield (129 KIAS) beige	1	31-7712001 and up
	80505-02		PLACARD - Switch windshield (126 KIAS) black	1	31-7612029 31-7712001 and up
	80505-03		PLACARD - Switch windshield (126 KIAS) beige	1	31-7712001 and up
-16	571 116		KNOB - (106) Black	1	
-17	44113-00		HARNESS ASSEMBLY - Electric windshield wiper	1	
-18	401 273		BOLT - (AN3-14A)	4	
	407 564		WASHER - (AN960-10)	4	
	404 887		NUT - (MS20365-1032C)	4	
-19	401 301		BOLT - (AN4H-3A)	4	
	407 044		WASHER - (MS35338-44)	4	
	407 565		WASHER - (AN960-416)	4	

When ordering, always specify Part Number, Description and Serial Number of Aircraft

PIPER PARTS CATALOG

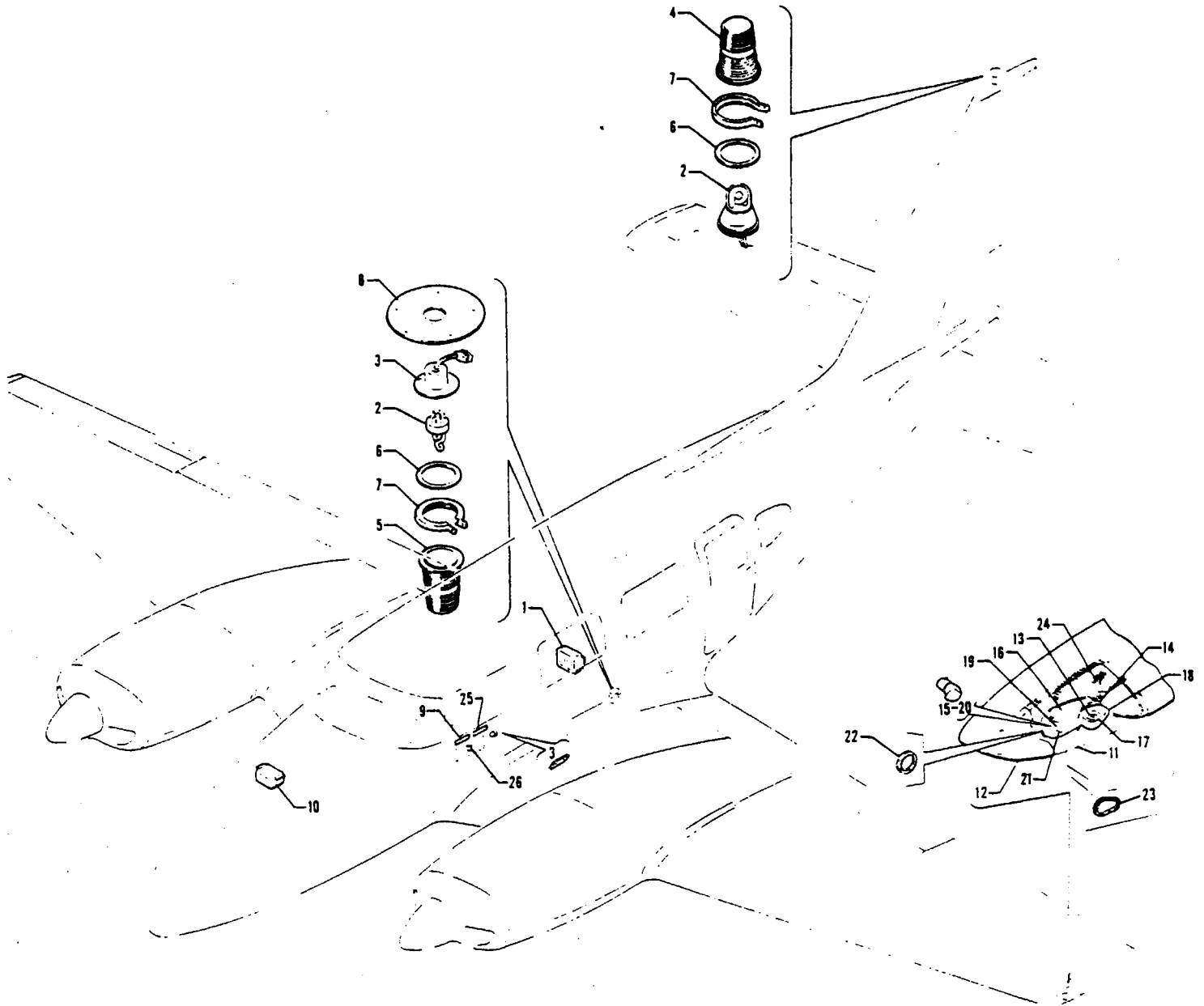


Figure 144 Strobe Lights Installation
(Serial Nos 31-649 to 31-7300961 inclusive)

PIPER PARTS CATALOG

CODE EXPLANATIONS FOR FIGURE 144

- A - Used if red strobe lights are installed.
- B - Used if white strobe lights are installed.

PIPER PARTS CATALOG

Figure and Index Number	Part Number	Code	NOMENCLATURE	No. Req.	SERIAL NUMBERS AFFECTED
144-	44325 44323		DRAWING - Red Strobe Light Installation DRAWING - White Strobe Light Installation		
-1	481 203	A	POWER SUPPLY - Strobe light	1	
-2	757 762	A	LIGHT ASSEMBLY - Strobe	2	
-3	31506-02	B	BAR - Bus	1	
-4	44291-02	A	LENS - Strobe light, fin	1	
-5	44291-03	A	LENS - Strobe light, fuselage	1	
-6	755 042	A	GASKET - Strobe light	2	
-7	755 200	A	CLAMP ASSEMBLY - Ring	2	
-8	48015-00	A	PLATE ASSEMBLY - Adapter mounting	1	
-9	33048-00	A	PLACARD - Strobe light	1	
-10	481 203	B	POWER SUPPLY - Strobe light	1	
-11	42027-09	B	TIP ASSEMBLY - Wing, left	1	31-649 to 31-682 inclusive
	44587-02	B	TIP ASSEMBLY - Wing, left	1	31-683 to 31-7300928 incl
	44587-16	B	TIP ASSEMBLY - Wing, left	1	31-7300929 and up
	42027-10	B	TIP ASSEMBLY - Wing, right	1	31-649 to 31-682 inclusive
	44587-03	B	TIP ASSEMBLY - Wing, right	1	31-683 to 31-7300928 incl
	44587-17	B	TIP ASSEMBLY - Wing, right	1	31-7300929 and up
-12	42027-04		PLEXIGLASS - Wing tip assembly, left	1	31-649 to 31-682 inclusive
	44587-04		PLEXIGLASS - Wing tip assembly, left	1	31-683 top 31-7300961 incl
	42027-05		PLEXIGLASS - Wing tip assembly, right	1	31-649 to 31-682 inclusive
	44587-05		PLEXIGLASS - Wing tip assembly, right	1	31-683 to 31-7300961 incl
-13	452 039	B	TUBE AND BASE ASSEMBLY - Strobe light	1	31-649 to 31-682 inclusive
-14	43258-02	B	LIGHT ASSEMBLY - Wing tip, red, left	1	31-649 to 31-682 inclusive
	761 154	B	LIGHT ASSEMBLY - Navigation and strobe, tip, red, left	1	31-683 to 31-7300961 incl
	43258-00	B	LIGHT ASSEMBLY - Wing tip, green, right	1	31-649 to 31-682 inclusive
	761 155	B	LIGHT ASSEMBLY - Navigation and strobe, tip, green, right	1	31-683 to 31-7300961 incl
-15	753 478	B	* BULB - Wing tip	1	31-649 to 31-682 inclusive
-16	756 037	B	* RETAINER - Light lens	1	31-683 to 31-7300961 incl
-17	761 156	B	* TUBE ASSEMBLY - Flash, tip	1	31-683 to 31-7300961 incl
-18	761 157	B	* LENS - Wing tip strobe	1	31-683 to 31-7300961 incl
-19	472 710	B	* LIGHT ASSEMBLY - Type "E", green	1	31-683 to 31-7300961 incl
	472 709	B	* LIGHT ASSEMBLY - Type "E", red	1	31-683 to 31-7300961 incl
-20	753 478		* * BULB - Light assembly	1	31-683 to 31-7300961 incl
-21	751 201		* * LENS - Green	1	31-683 to 31-7300961 incl
	751 202		* * LENS - Red	1	
-22	755 075		* GASKET - Navigation light (W1283)	1	
-23	755 076		* GASKET - Wing strobe (A-427-4)	1	
-24	44549-00	B	SCREEN - Heat dissipator	1	31-649 to 31-682 inclusive
-25	33038-00	B	PLACARD - Strobe light, tip	1	
-26	487 898	B	SWITCH - (2GM54-73)	1	

When ordering, always specify Part Number, Description and Serial Number of Aircraft




Figure 145 Strobe Lights Installation
(Serial Nos. 31-7300962 and up)

REVISED SEPTEMBER 1978

4C13

PA-31-310
PA-31-325

PIPER PARTS CATALOG

CODE EXPLANATIONS FOR FIGURE 145

- A - Used on serial numbers 31-7300962 to 31-7400989 inclusive, and 31-7300991 to 31-7512005 inclusive.
- B - Used if wing tip incorporates both a navigation and strobe light assembly and a recognition light assembly.
- C - Used if wing tip incorporates navigation and strobe light assembly only.

PIPER PARTS CATALOG

Figure and Index Number	Part Number	Code	NOMENCLATURE	No. Req.	SERIAL NUMBERS AFFECTED
145-	55802	B	DRAWING - Recognition Lights Installation		31-7812001 and up
-1	44587-16	A	TIP ASSEMBLY - Wing, left	1	
	44587-22	C	TIP ASSEMBLY - Wing, left	1	31-7400990, 31-7512006 and up
	55802-12	B	TIP ASSEMBLY - Wing, left	1	31-7812001 and up
	44587-17	A	TIP ASSEMBLY - Wing, right	1	
	44587-23	C	TIP ASSEMBLY - Wing, right	1	31-7400990, 31-7512006 and up
	55802-13	B	TIP ASSEMBLY - Wing, right	1	31-7812001 and up
-2	44587-04	C	PLEXIGLASS - Wing tip, left	1	
	55802-16	B	PLEXIGLASS - Wing tip, left	1	31-7812001 and up
	44587-05	C	PLEXIGLASS - Wing tip, right	1	
	55802-15	B	PLEXIGLASS - Wing tip, right	1	31-7812001 and up
-3	51210-02		NAVIGATION AND STROBE LIGHT ASSEMBLY - Tip, red (shielded)	1	31-7300962 to 31-8212012 incl
	572 605		NAVIGATION AND STROBE LIGHT ASSEMBLY - Tip, red (shielded) (A650-PR-D-M-28)	1	31-8212013 and up
	51210-03		NAVIGATION AND STROBE LIGHT ASSEMBLY - Tip, green (shielded)	1	31-7300962 to 31-8212012 incl
	572 604		NAVIGATION AND STROBE LIGHT ASSEMBLY - Tip, green (shielded) (A650-PG-D-M-28)	1	31-8212013 and up
-4	761 187		* LIGHT ASSEMBLY - Wing tip strobe	1	31-7300962 to 31-8212012 incl
	762 003		* LIGHT ASSEMBLY - Wing tip strobe	1	31-8212013 and up
-5	761 162		* LENS AND RETAINER ASSEMBLY - Wing tip strobe	1	31-7300962 to 31-8212012 incl.
	761 253		* LENS AND RETAINER ASSEMBLY - Wing tip strobe	1	31-8212013 and up
-6	472 710		* LIGHT ASSEMBLY - Wing, Type E, green	1	
	472 709		* LIGHT ASSEMBLY - Wing, Type E, red	1	
-7	753 478		* * BULB - Light assembly	1	
-8	751 201		* * LENS - Green	1	
	751 202		* * LENS - Red	1	
-8a	755 075		* GASKET - Navigation light (W1283)	1	
-8b	755 076		* GASKET - Wing strobe (A-427-4)	1	
-9	51213-02		NAVIGATION AND STROBE LIGHT ASSEMBLY - Tail	1	
-10	756 072		* RETAINER - Light lens	1	
-11	761 207		* LIGHT ASSEMBLY - Strobe and socket base, tail	1	
-12	761 184		* LENS ASSEMBLY - Light	1	
-13	755 021		* GASKET - Light assembly	1	
-14	761 183		* LAMP - Navigation light assembly (round base)	1	
	761 208		* LAMP - Navigation light assembly (rectangular base)	1	
-14a	762 320		* SHIELD - Rectangular based lamp	1	
-15	51212-04		POWER SUPPLY - Strobe light	3	
-16	48625-00		PLACARD - Strobe light	1	
-17	487 790	C	SWITCH - Strobe light	1	
	487 860	B	SWITCH - Recognition and strobe lights	1	31-7812001 and up
-18	472 981	B	LIGHT ASSEMBLY - Recognition (30-1290-5)	2	31-7812001 and up
-19	761 214		* LAMP - (LP1982SP) 28-volt, 75 watt	1	31-7812001 and up
-20	454 677	B	CIRCUIT BREAKER - (PS50120-3-10) 7 5 amp	1	31-7812001 and up

When ordering, always specify Part Number, Description and Serial Number of Aircraft

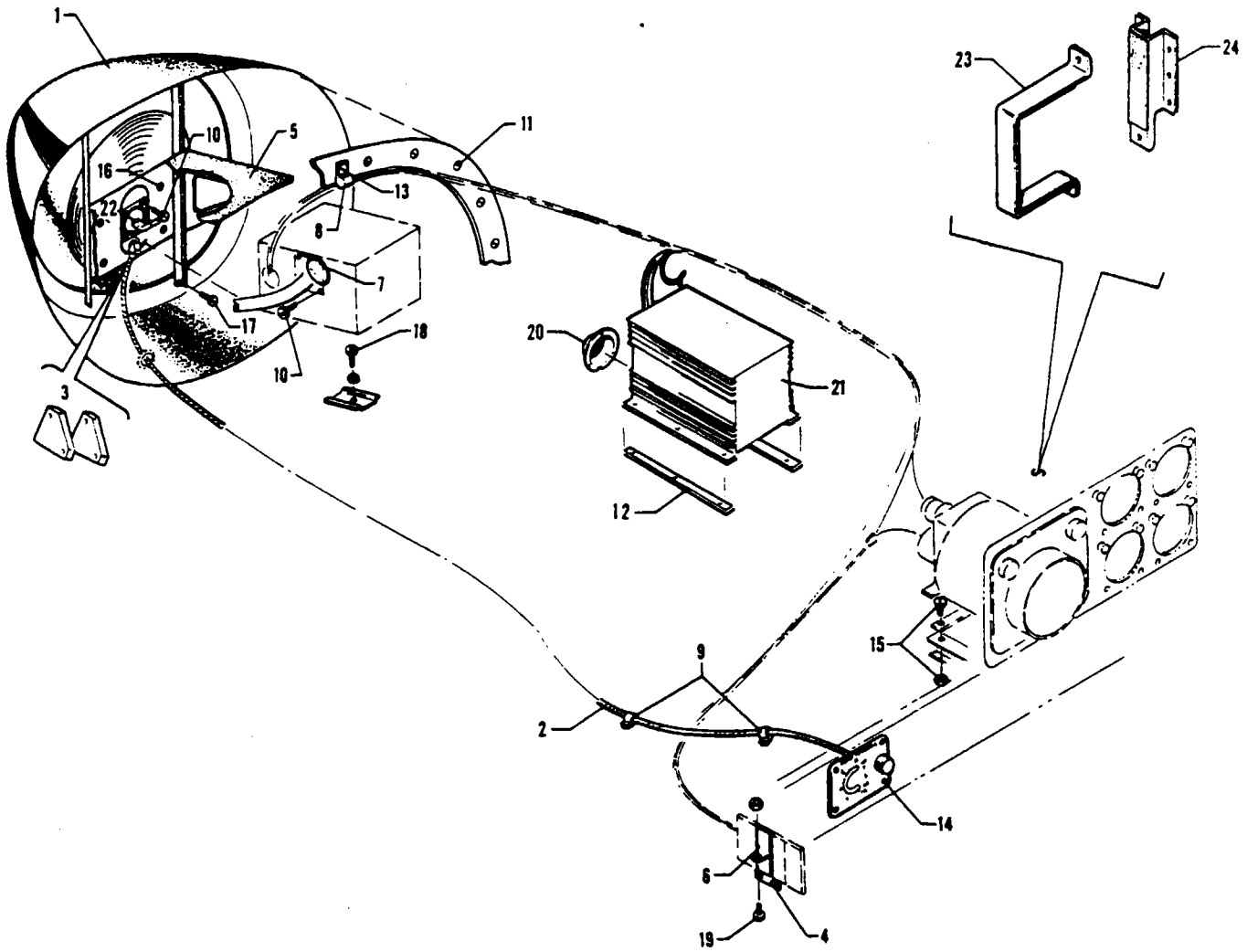


Figure 146. Bendix Radar Installation
(RDR-100 and RDR-110)

PIPER PARTS CATALOG

CODE EXPLANATIONS FOR FIGURE 146

- A - Used if Bendix RDR-100 is installed.
- B - Used if Basler Inverter is installed.
- C - Used if Filtronic Inverter is installed.
- D - Used if King Silver Crown Radios are installed.
- E - Used on PA-31-310 and PA-31-300 airplanes only.

PIPER PARTS CATALOG

Figure and Index Number	Part Number	Code	NOMENCLATURE	No. Req.	SERIAL NUMBERS AFFECTED
146-	42548 44287	E	DRAWING - Bendix Radar Installation (RDR-100) DRAWING - Bendix Radar Installation (RDR-110)		31-5 to 31-7401268 inclusive 31-5 to 31-7401268 inclusive
-1	44276-05 44276-11		CONE ASSEMBLY - Fuselage nose CONE ASSEMBLY - Fuselage nose	1 1	31-5 to 31-7401234 inclusive 31-7401235 and up
-2	596 016	A	CABLE ASSEMBLY - Remote tuning	1	
-3	43248-00	A	PLATE - Drive assembly adapter	2	
-4	31506-02		LINK - Bus bar	2	
-5	42432-00		BRACKET ASSEMBLY - Radar equipment mounting	1	
-6	454 658		BREAKER - Circuit (PS50120-3-14)	1	
-7	484 773		"O" RING - (AN6227-18)	2	
-8	454 935		CLAMP - (A4980S-10-91)	3	
-9	454 880	A	CLAMP - (A4886S-4-1)	2	
-10	412 676		SCREW - Brass (AN515-86R8)	12	
	407 102		WASHER - Lock (AN935-6)	12	
-11	411 532		SCREW - (MS35207-263)	21	
-12	43263-00	B	BLOCK - Mounting	2	
	53092-00	C	BLOCK - Mounting	2	
-13	411 532		SCREW - (MS35207-263)	3	
	404 835		NUT - (MS20364-1032C)	3	
-14	515 159	A	SCREW - (AN515-6R10) Dull black nickel	4	
-15	415 533		SCREW - (MS35206-243)	4	
-16	400 003		BOLT - (AN4-6A)	4	
-17	400 438		BOLT - (AN3-4A)	4	
-18	415 537		SCREW - (MS35206-247)	4	
	407 563		WASHER - (AN960-8)	4	
-19	415 536		SCREW - (MS35206-246)	2	
	407 042		WASHER - (MS35338-42)	2	
-20	44160-00		COVER - Radar plug	1	
-21	596 267		INVERTER - (PC-14 100VA) Flitronics	1	
-22	596 155		WAVEGUIDE - Formed bend, 45 degrees (2068070-0706)	1	
-23	53594-00	D	STRAP ASSEMBLY - Radar mounting	1	31-7300924 and up
-24	53595-00	D	BRACKET ASSEMBLY - Radar mounting	1	31-7300924 and up

When ordering, always specify Part Number, Description and Serial Number of Aircraft

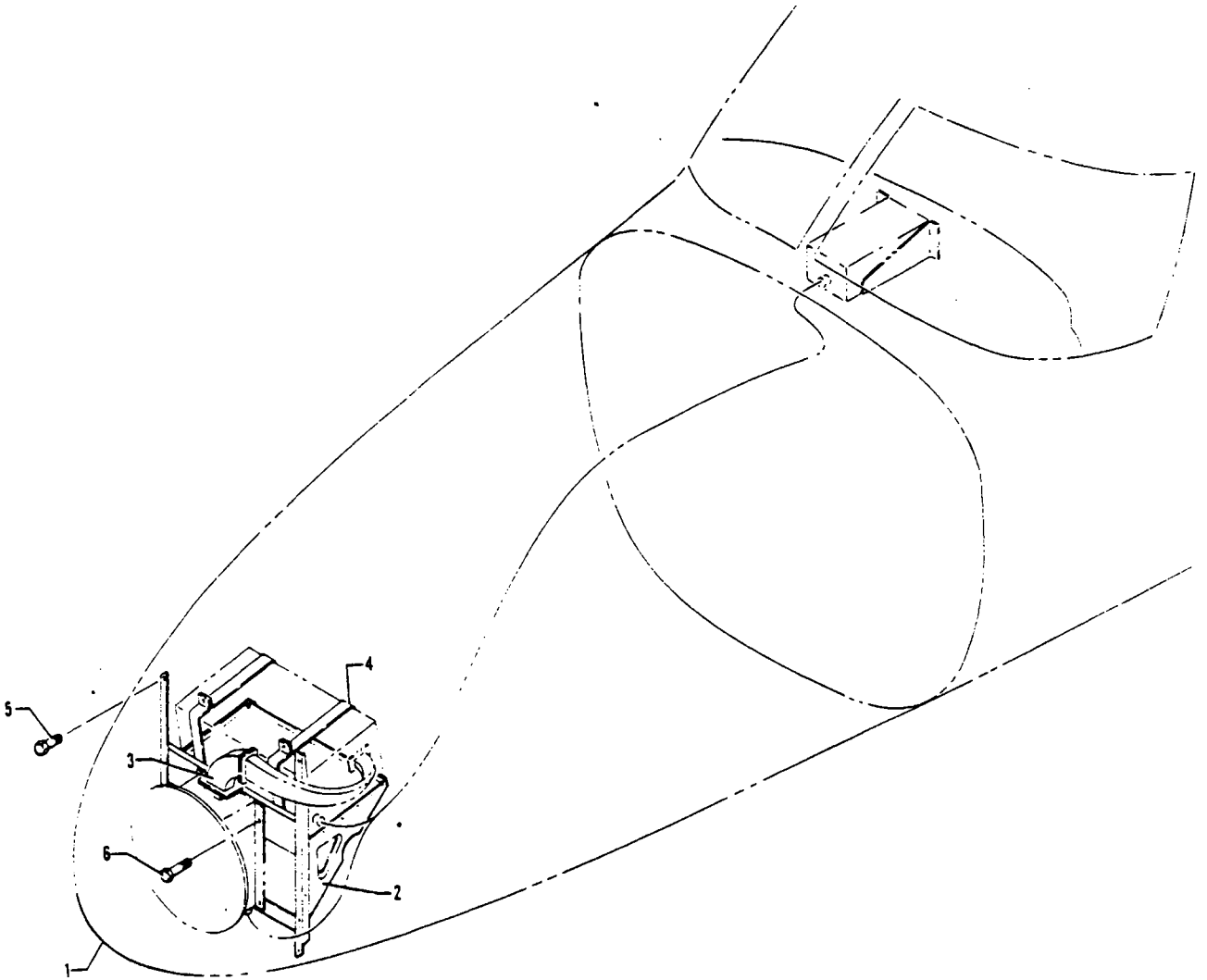


Figure 146A. Bendix Radar Installation (RDR-130)

PIPER PARTS CATALOG

CODE EXPLANATIONS FOR FIGURE 146A

PIPER PARTS CATALOG

Figure and Index Number	Part Number	Code	NOMENCLATURE	No. Req.	SERIAL NUMBERS AFFECTED
146A-	54584		DRAWING - Bendix Radar Installation (RDR-130)		31-7512041 and up
-1	44276-11		CONE ASSEMBLY - Fuselage nose	1	
-2	53059-04		BRACKET ASSEMBLY - Radar equipment mounting	1	
-3	596 038		ADAPTER - Waveguide, formed bend, 90 Degrees (X624B)	1	
-4	475 180		MOUNT - Shock (M1-592083)	1	
-5	400 438		BOLT - (AN3-4A)	4	
-6	401 307		BOLT - (AN4-4A)	4	

When ordering, always specify Part Number, Description and Serial Number of Aircraft

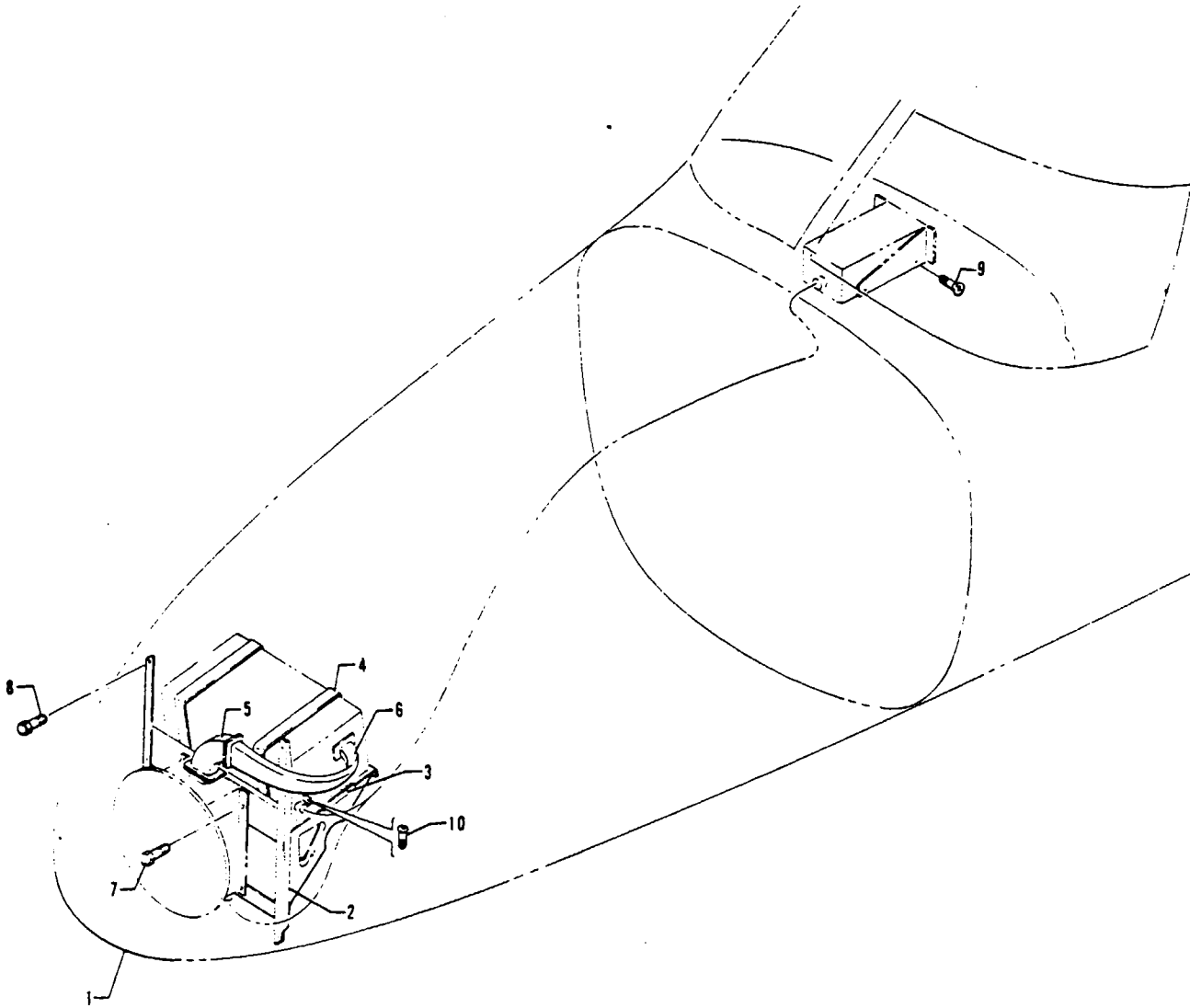


Figure 146B. Bendix Radar Installation (RDR-140)

PIPER PARTS CATALOG

CODE EXPLANATIONS FOR FIGURE 146B

PIPER PARTS CATALOG

Figure and Index Number	Part Number	Code	NOMENCLATURE	No. Req.	SERIAL NUMBERS AFFECTED
146B-	54687		DRAWING - Bendix Radar Installation (RDR-140)		31-7512066 and up
-1	44276-11		CONE ASSEMBLY - Fuselage nose	1	
-2	53059-04		BRACKET ASSEMBLY - Radar equipment mounting	1	
-3	51292-03		TRAY ASSEMBLY - Receiver/transmitter mounting	1	31-7512066 to 31-7812101 incl
	475 180		MOUNT - Receiver/transmitter (MI592083) RCA	1	31-7812102 and up
-4	51290-04		STRAP ASSEMBLY - Receiver/transmitter mounting	1	31-7512066 to 31-7812101 incl
-5	551 865		ADAPTER - Waveguide (X623B) "E" bend	1	
-6	596 038		ADAPTER - Waveguide (X624B) "H" plane, 90 Degrees	1	
-7	401 307		BOLT - (AN4-4A)	4	
-8	400 438		BOLT - (AN3-4A)	4	
-9	414 507		SCREW - (MS24693-S26)	4	
-10	411 532		SCREW - (MS35207-263)	4	31-7512066 to 31-7817101 incl
	415 538		SCREW - (MS35206-248)	4	31-7812102 and up
	404 887		NUT - (MS20365-1032C)	4	31-7512066 to 31-7812101 incl
	405 407		NUT - (MS25082-2)	8	31-7812102 and up

When ordering, always specify Part Number, Description and Serial Number of Aircraft

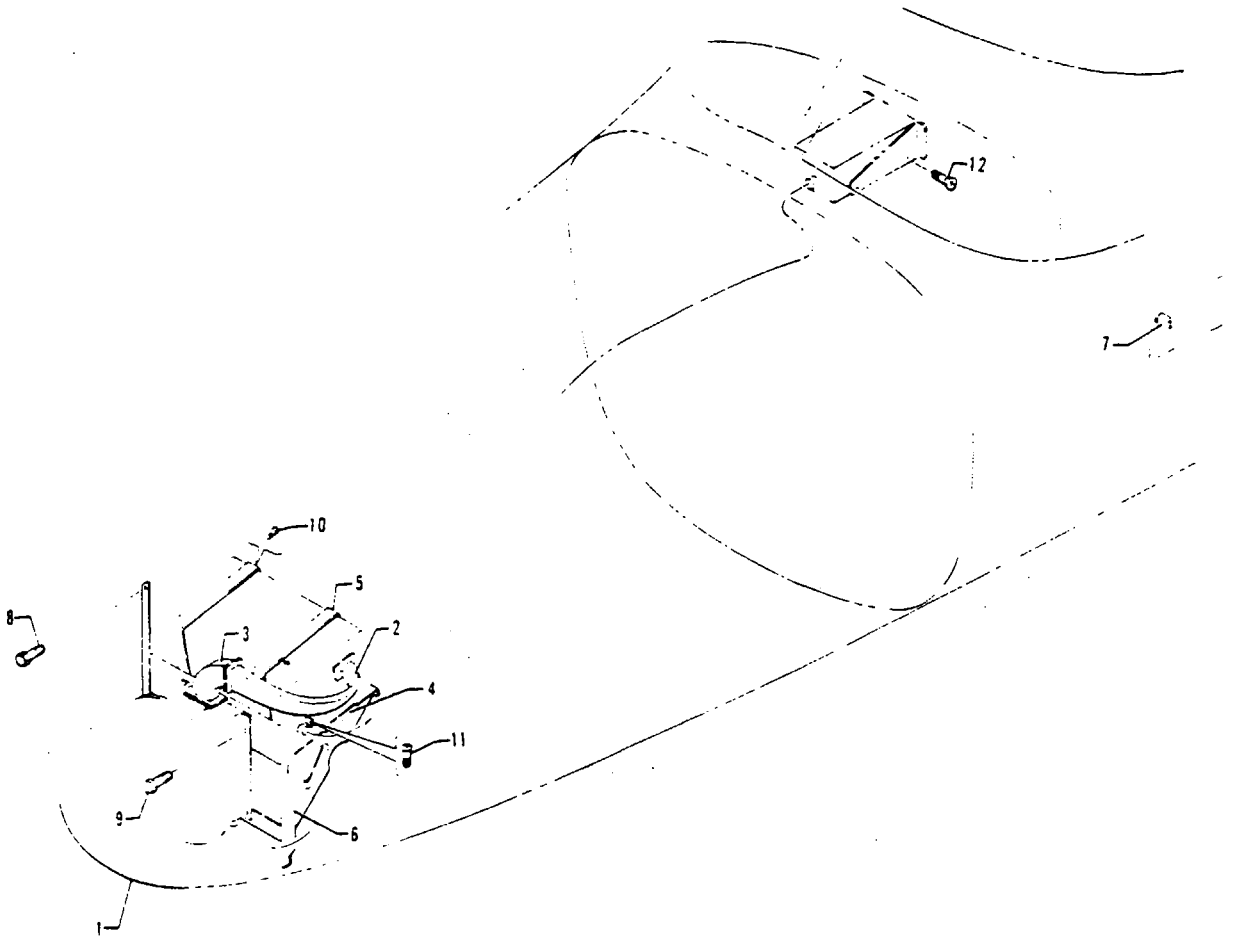


Figure 146C. Bendix Radar Installation (RDR-150)

ADDED: JANUARY 1977

PIPER PARTS CATALOG

CODE EXPLANATIONS FOR FIGURE 146C

PIPER PARTS CATALOG

Figure and Index Number	Part Number	Code	NOMENCLATURE	No. Req.	SERIAL NUMBERS AFFECTED
146C-	55453		DRAWING - Bendix Radar Installation (RDR-150)		
-1	44276-11		CONE ASSEMBLY - Fuselage nose	1	
-2	597 250		WAVEGUIDE - (AT7-B-090-18) (18" L)	1	
-3	596 038		ADAPTER - Waveguide (X624B) "H" Plane 90 degrees	1	
-4	51292-03		TRAY ASSEMBLY - Receiver/transmitter	1	31-5 to 31-7812101 incl
	475 180		MOUNT - Receiver/transmitter (M1592083) RCA	1	31-7812102 and up
-5	51290-04		STRAP ASSEMBLY - Receiver/transmitter	2	31-5 to 31-7812101 incl
-6	53059-04		BRACKET ASSEMBLY - Equipment mounting	1	
-7	454 656		BREAKER - Circuit (PS50120-3-7)	1	
-8	400 438		BOLT - (AN3-4A)	4	
-9	401 307		BOLT - (AN4-4A)	4	
-10	415 518		SCREW - (MS35206-228)	4	31-5 to 31-7812101 incl
-11	411 532		SCREW - (MS35207-263)	4	31-5 to 31-7812101 incl
	415 538		SCREW - (MS35206-248)	4	31-7812102 and up
	404 887		NUT - (MS20365-1032C)	4	31-5 to 31-7812101 incl
	405 407		NUT - (MS25082-2)	8	31-7812102 and up
-12	414 507		SCREW - (MS24693-S26)	4	

When ordering, always specify Part Number, Description and Serial Number of Aircraft

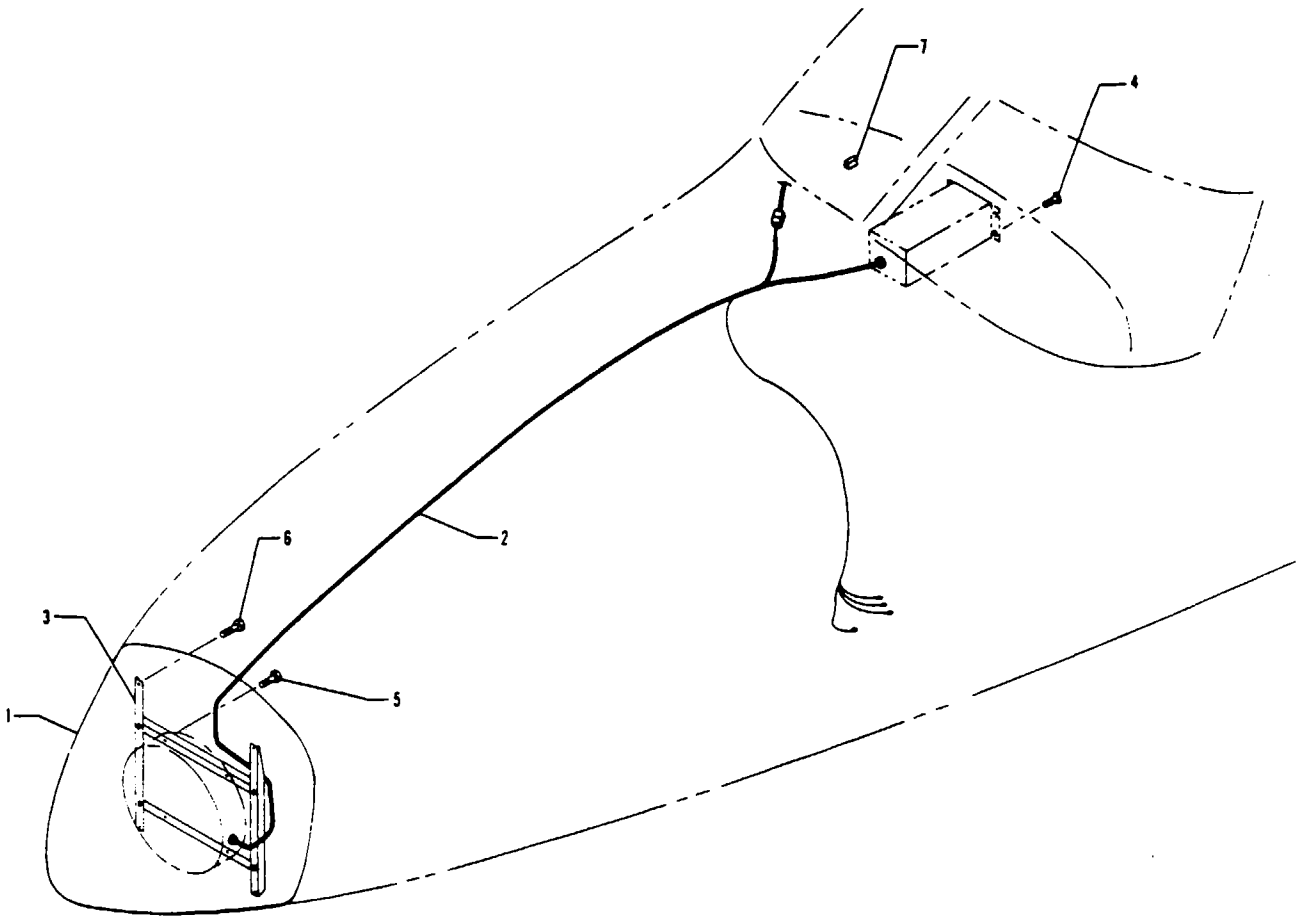


Figure 146D Bendix Radar Installation (RDR-160)

PIPER PARTS CATALOG

CODE EXPLANATIONS FOR FIGURE 146D

PIPER PARTS CATALOG

Figure and Index Number	Part Number	Code	NOMENCLATURE	No. Req.	SERIAL NUMBERS AFFECTED
146D-	55726		DRAWING - Bendix Radar Installation (RDR-160)		31-7952001 and up
-1	44276-12		CONE ASSEMBLY - Fuselage nose	1	
-2	55509-02		HARNES ASSEMBLY	1	
-3	71018-02		BRACKET ASSEMBLY - Equipment mount	1	
-4	414 746		SCREW - (MS24693-S24)	4	
	404 909		NUT - (MS20365-632C)	2	
-5	401 336		BOLT - (AN4-37A)	4	
-6	400 438		BOLT - (AN3-4A)	4	
-7	454 656		CIRCUIT BREAKER - (PS50120-3-7) 5 amp	1	

When ordering, always specify Part Number, Description and Serial Number of Aircraft

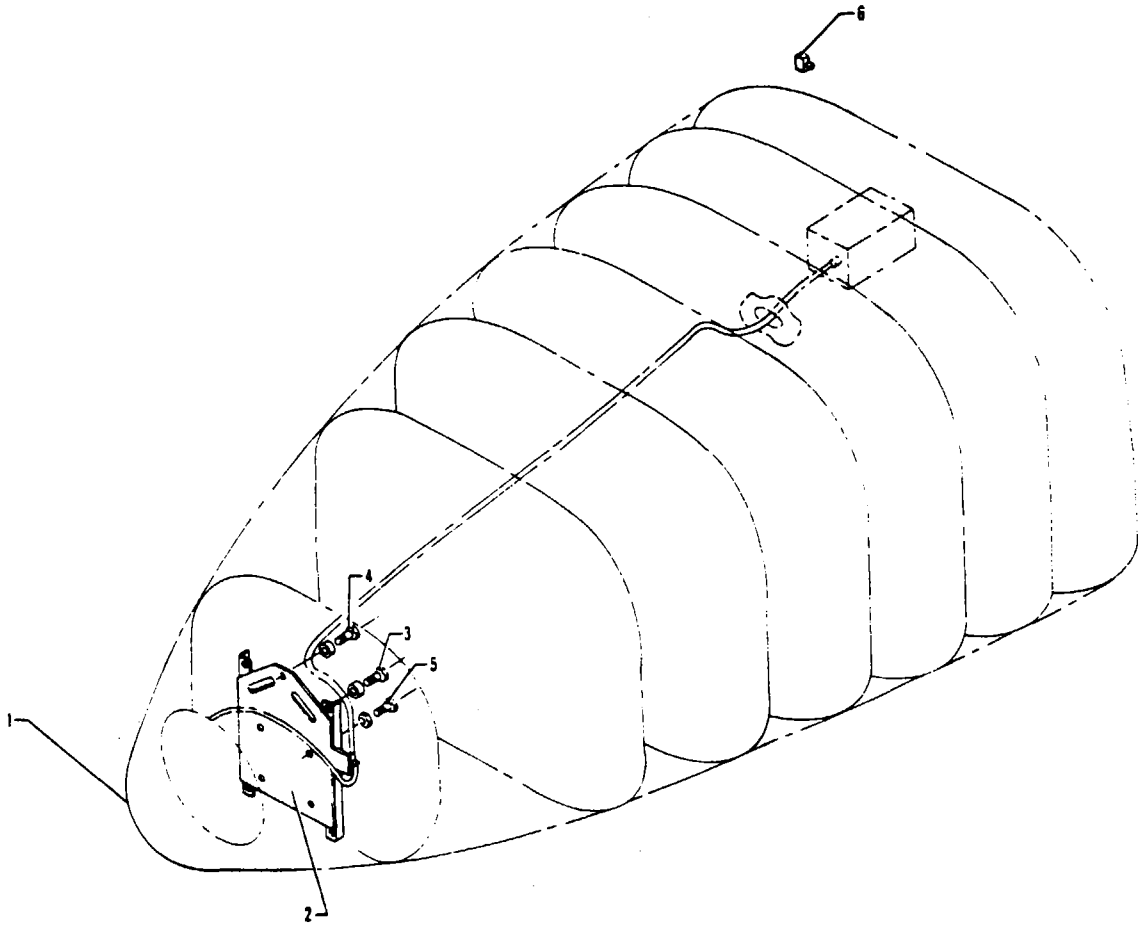


Figure 146E Bendix Radar Installation (RDR-230 HP)

PIPER PARTS CATALOG

CODE EXPLANATIONS FOR FIGURE 146E

PIPER PARTS CATALOG

Figure and Index Number	Part Number	Code	NOMENCLATURE	No Req.	SERIAL NUMBERS AFFECTED
146E-	74205		DRAWING - Bendix Radar Installation (RDR-230 HP)		
-1	44276-11		CONE ASSEMBLY - Fuselage nose	1	
-2	71945-02		BRACKET ASSEMBLY - Equipment mounting	1	
-3	400 451		BOLT - (AN3-20A)	4	
	71944-02		SPACER	4	
-4	400 446		BOLT - (AN3-16A)	1	
	71944-03		SPACER	1	
-5	400 004		BOLT - (AN4-7A)	4	
	404 888		NUT - (MS20365-428C)	4	
-6	454 656		CIRCUIT BREAKER - (PS50120-3-7)	1	

When ordering, always specify Part Number, Description and Serial Number of Aircraft

PIPER PARTS CATALOG

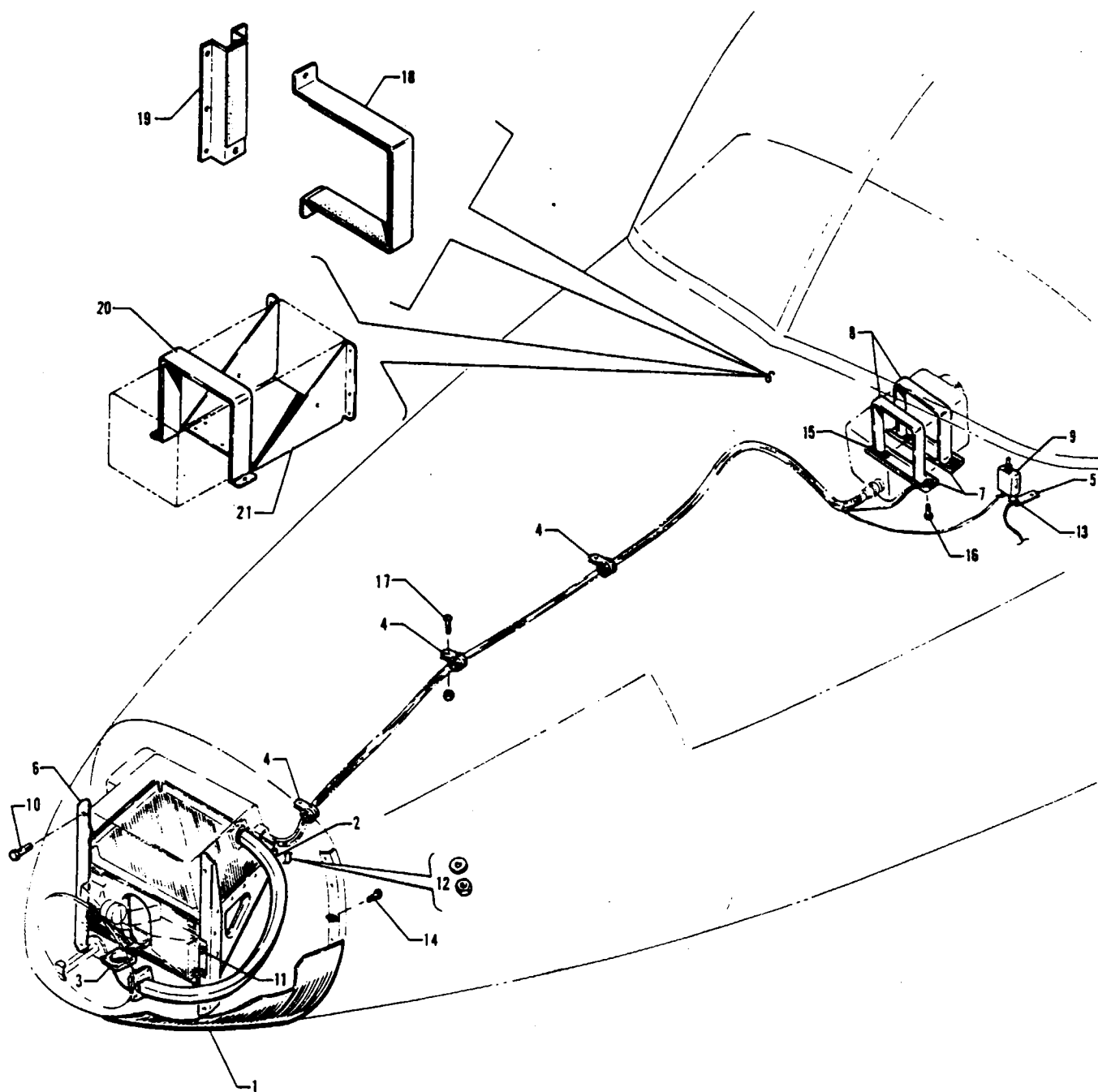


Figure 147. RCA Radar Installation (AVQ47)

PIPER PARTS CATALOG

CODE EXPLANATIONS FOR FIGURE 147

- A - Used with Antenna (MI-592020) or (MI-585034) only.
- B - Used with Antenna (MI-585034-1) only.
- C - Used if Narco and King Gold Crown Radios are installed.
- D - Used if King Silver Crown Radios are installed.

PIPER PARTS CATALOG

Figure and Index Number	Part Number	Code	NOMENCLATURE	No. Req.	SERIAL NUMBERS AFFECTED
147-	43396		DRAWING - RCA Radar Installation		
-1	44276-05		CONE ASSEMBLY - Fuselage nose	1	31-5 to 31-7401234 inclusive
	44276-11		CONE ASSEMBLY - Fuselage nose	1	31-7401235 and up
-2	596 249		WAVEGUIDE - Flexible (AT-7-B-090-24)	1	
-3	596 038		ADAPTER - Waveguide (X624B) "H" plane, 90 degrees	1	
-4	454 935		CLAMP - (A4980S-10-91)	3	
-5	31506-02		LINK - Bus bar	2	
-6	43389-00	A	BRACKET ASSEMBLY - Radar equipment mounting	1	
	53059-00	B	BRACKET ASSEMBLY - Radar equipment mounting	1	
-7	43392-00	C	BRACKET - Radar indicator mounting	2	
-8	43393-00	C	STRAP ASSEMBLY - Radar indicator mounting	2	
-9	454 657		BREAKER - Circuit (PS50120-3-12)	1	
-10	400 438		BOLT - (AN3-4A)	4	
-11	401 307		BOLT - (AN4-4A)	4	
-12	407 042		WASHER - (MS35338-42)	4	
	405 100		NUT - (8-32) Plated	4	
-13	415 536		SCREW - (MS35206-246)	2	
	407 042		WASHER - (MS35338-42)	2	
-14	411 532		SCREW - (MS35207-263)	21	
-15	415 535	C	SCREW - (MS35206-245)	4	
-16	415 518		SCREW - (MS35206-228)	4	
-17	411 532		SCREW - (MS35207-263)	3	
	404 835		NUT - (MS20364-1032C)	3	
-18	53594-00		STRAP ASSEMBLY - Radar mounting	1	31-7300924 to 31-7512044 incl
-19	53595-00	D	BRACKET ASSEMBLY - Radar mounting	1	31-7300924 to 31-7512044 incl
-20	48818-02		BRACKET ASSEMBLY - Radar mounting	1	31-7512045 and up
-21	48830-02		BRACKET ASSEMBLY - Radar mounting	1	31-7512045 and up

When ordering, always specify Part Number, Description and Serial Number of Aircraft

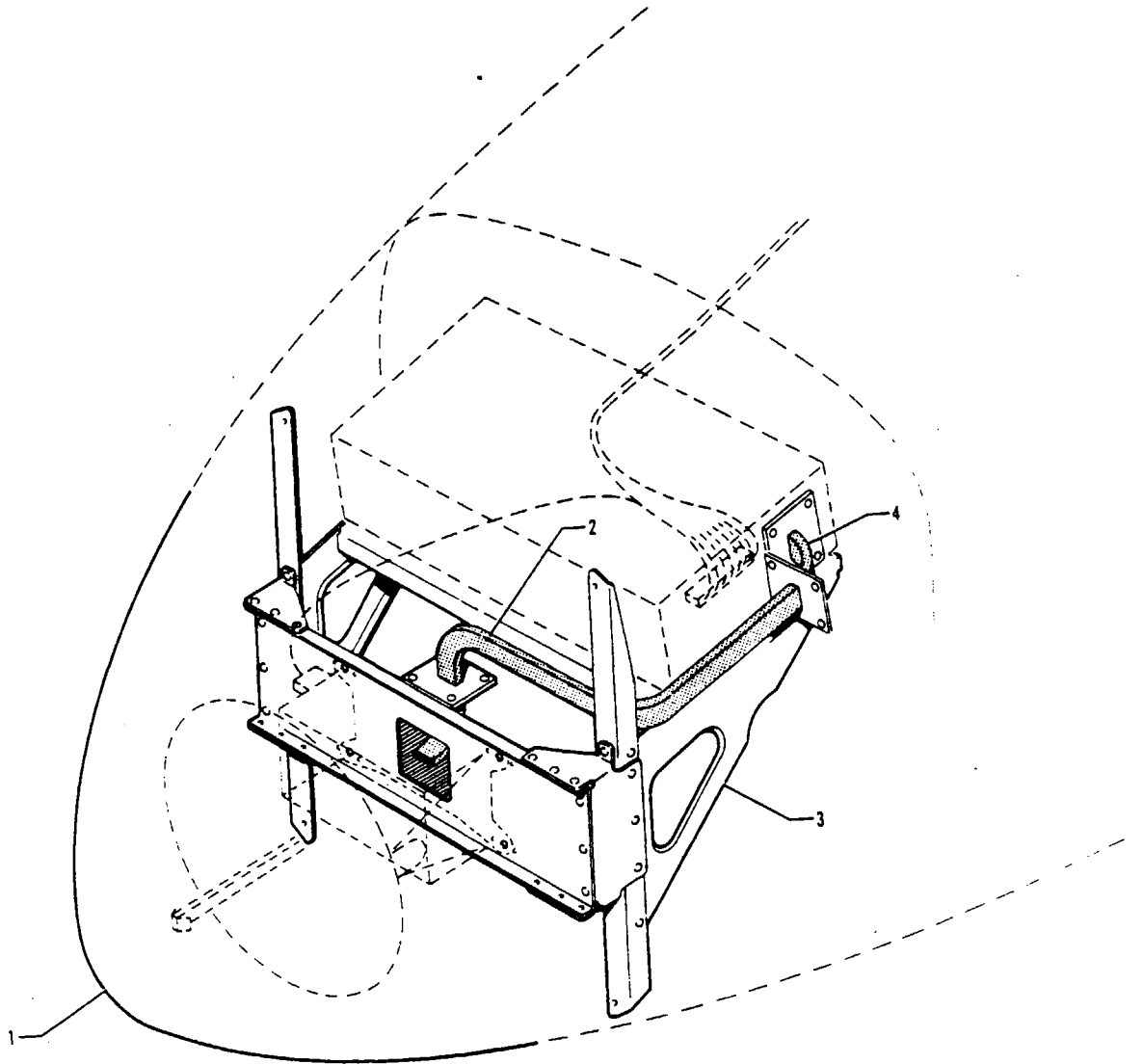


Figure 147A King Radar Installation (KWX-40/KWX-50)

PIPER PARTS CATALOG

CODE EXPLANATIONS FOR FIGURE 147A

PIPER PARTS CATALOG

Figure and Index Number	Part Number	Code	NOMENCLATURE	No. Req.	SERIAL NUMBERS AFFECTED
147A-	54289 55716		DRAWING - King Radar Installation (KWX-40) DRAWING - King Radar Installation (KWX-50)		31-7512001 and up 31-7912001 and up
-1	44276-11		CONE ASSEMBLY - Fuselage nose	1	
-2	596 249		WAVEGUIDE - Flexible (AT-7-B-090-24)	1	
-3	54287-02		BRACKET ASSEMBLY - Radar mounting	1	
-4	596 507		ADAPTER - (024-5011-00, 90 Degrees)	2	31-7512001 to 31-7812129 incl
	596 507		ADAPTER - (024-5011-00, 90 Degrees)	1	31-7912001 and up

When ordering, always specify Part Number, Description and Serial Number of Aircraft

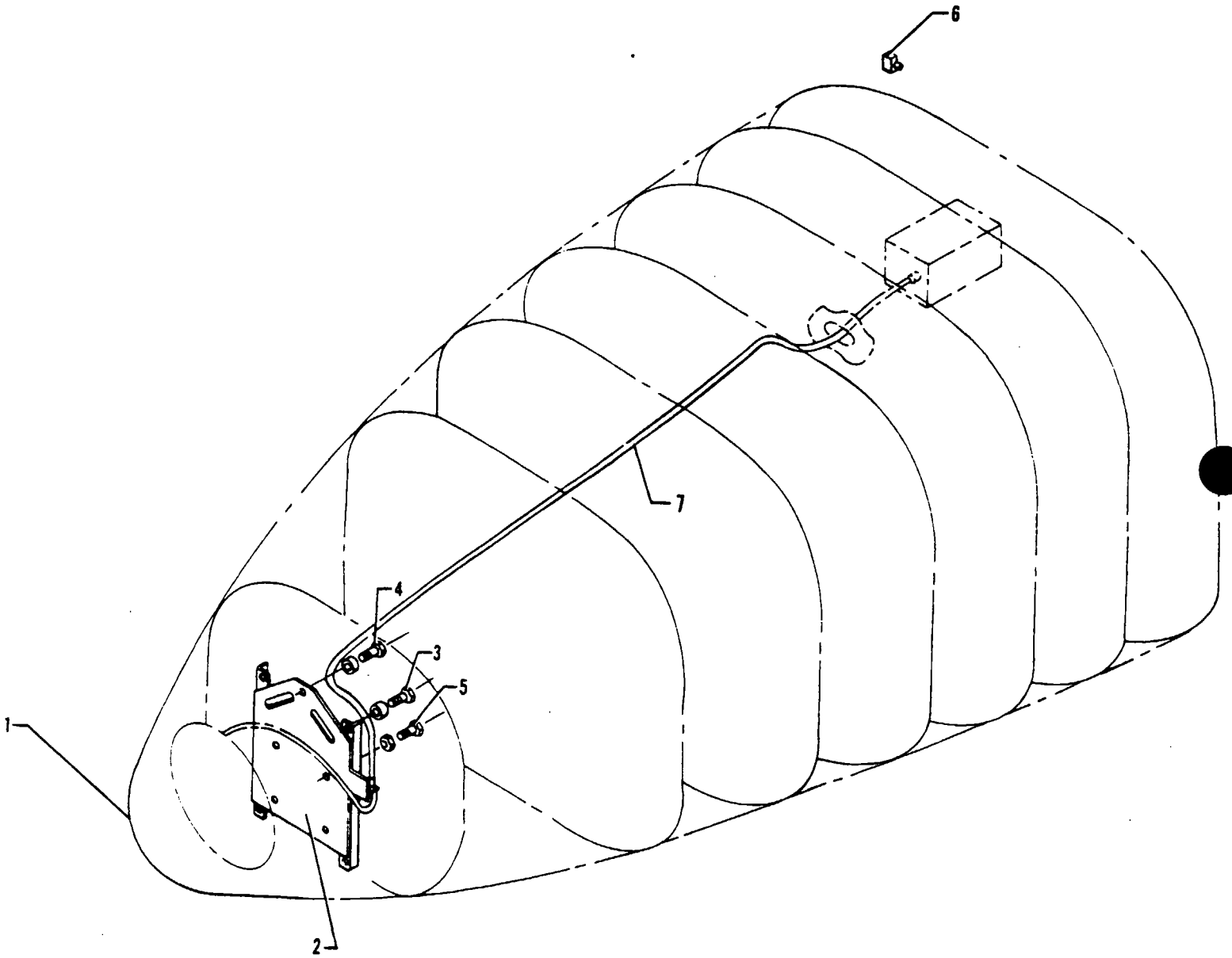


Figure 147B King Radar Installation (KWX-56)
(Serial Nos 31-8312016 and up)

PIPER PARTS CATALOG

CODE EXPLANATIONS FOR FIGURE 147B

PIPER PARTS CATALOG

Figure and Index Number	Part Number	Code	NOMENCLATURE	No. Req.	SERIAL NUMBERS AFFECTED
1478-	74275		DRAWING - King Radar Installation (KWX-56)	1	31-8312016 and up
-1	44276-11		CONE ASSEMBLY - Fuselage nose	1	
-2	71945-02		BRACKET ASSEMBLY - Equipment mounting	1	
-3	401 277		BOLT - (AN3-14A)	4	
	71944-02		SPACER	4	
-4	400 443		BOLT - (AN3-12A)	1	
	71944-03		SPACER	1	
-5	415 372		SCREW - (MS27039C4-15)	4	
	407 695		WASHER - (AN960D416)	4	
	404 888		NUT - (MS20365-428C)	4	
-6	454 656		CIRCUIT BREAKER - (PS50120-3-7)	1	
-7	73172-02		HARNESS ASSEMBLY	1	

When ordering, always specify Part Number, Description and Serial Number of Aircraft

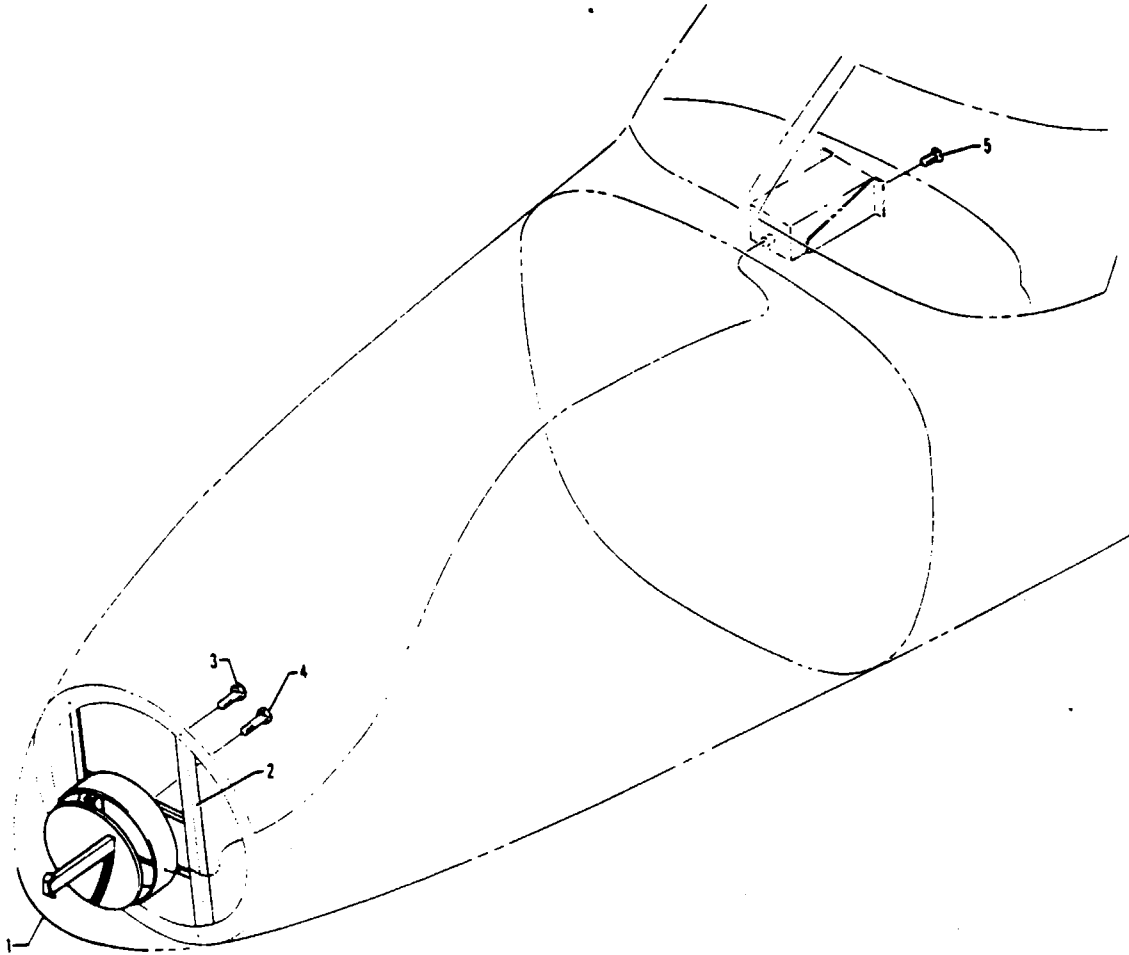


Figure 147C RCA Radar Installation
(Weatherscout II)

PIPER PARTS CATALOG

CODE EXPLANATIONS FOR FIGURE 147C

PIPER PARTS CATALOG

Figure and Index Number	Part Number	Code	NOMENCLATURE	No. Req.	SERIAL NUMBERS AFFECTED
147C-	71825		DRAWING - RCA Radar Installation (Weatherscout II)		31-8112001 and up
-1	44276-11		CONE ASSEMBLY - Fuselage nose	1	
-2	71018-02		BRACKET ASSEMBLY - Radar mounting	1	
-3	400 438		BOLT - (AN3-4A)	4	
-4	400 461		BOLT - (AN4-36A)	4	
-5	414 746		SCREW - (MS24693-S24)	4	

When ordering, always specify Part Number, Description and Serial Number of Aircraft

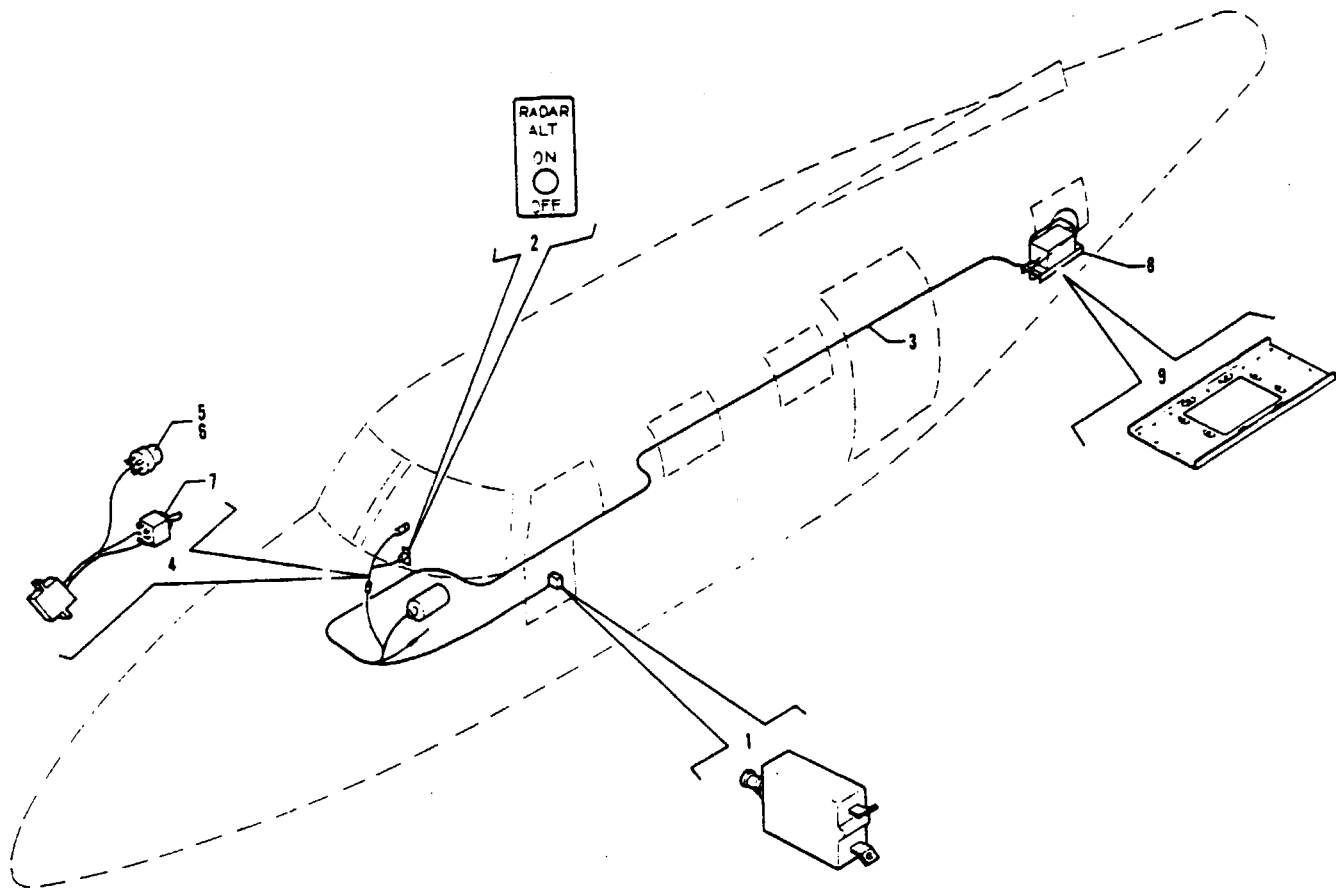


Figure 148. Radar Altimeter Installation (Bonzer)

PIPER PARTS CATALOG

CODE EXPLANATIONS FOR FIGURE 148

- A - Used if Yaw Damper is installed with AltiMatic Pilot IIIC
- B - Used if King KAP-200 Autopilot or King KFC-200 F/D Autopilot is not installed
- C - Used if King KAP-200 Autopilot or King KFC-200 F/D Autopilot is installed

PIPER PARTS CATALOG

Figure and Index Number	Part Number	Code	Nomenclature	No. Req.	Serial Numbers Affected
148-	52837		DRAWING - Radar Altimeter Installation (Bonzer)		
-1	454 656		CIRCUIT BREAKER - (PS50120-3-7)	1	
-2	52838-00		PLACARD - Radar altimeter, black	1	
	48673-00		PLACARD - Radar altimeter, beige	1	
-3	52839-02		HARNESS ASSEMBLY - Radar altimeter	1	31-5 to 31-7512054 inclusive
	54580-02		HARNESS ASSEMBLY - Radar altimeter	1	31-7512055 to 31-7712103 incl.
	49569-02		HARNESS ASSEMBLY - Radar altimeter	1	31-7812001 and up
-4	48284-00	B	HARNESS ASSEMBLY - Radar altimeter	1	
	71939-02	C	HARNESS ASSEMBLY - Radar altimeter	1	
-5	761 163	B	* LIGHT ASSEMBLY - Indicator (0136-0020-00)	1	
-6	472 028	B	* BULB - (PS10008-327)	1	
-7	487 915		* SWITCH - Radar altimeter (7101)	1	
-8	48265-00		SHELF ASSEMBLY - Receiver/transmitter	1	31-5 to 31-7712103 inclusive
	48265-03	A	SHELF ASSEMBLY - Receiver/transmitter	1	31-7512023 to 31-7712103 incl.
	48265-03		SHELF ASSEMBLY - Receiver/transmitter	1	31-7812001 and up
-9	54615-02		PLATE ASSEMBLY - Antenna mounting	1	31-7512055 and up

When ordering, always specify Part Number, Description, and Serial Number of Aircraft

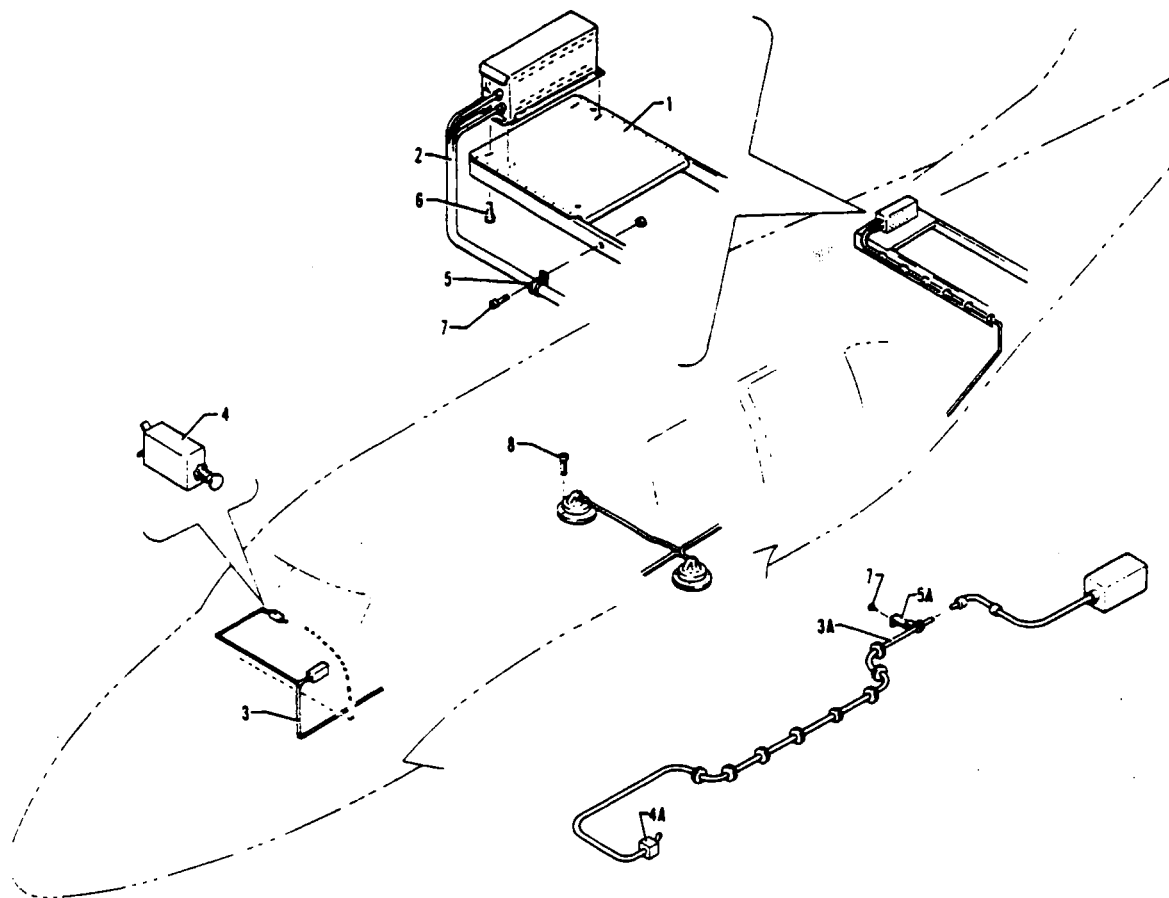


Figure 148A Radar Altimeter Installation (King)
(Serial Nos. 31-7812001 and up)

PIPER PARTS CATALOG

CODE EXPLANATIONS FOR FIGURE 148A

- A - Used with King KRA-405 Radar Altimeter Installation
- B - Used with King KRA-10 Radar Altimeter Installation.

PIPER PARTS CATALOG

Figure and Index Number	Part Number	Code	NOMENCLATURE	No. Req.	SERIAL NUMBERS AFFECTED
148A-	49356 71075		DRAWING - Radar Altimeter Installation KRA-405 (King) DRAWING - Radar Altimeter Installation KRA-10 (King)		31-7812001 to 31-8012092 incl 31-8012003 and up
-1	49364-02 71077-04	A B	SHELF ASSEMBLY - Receiver/transmitter SHELF ASSEMBLY - Receiver/transmitter	1 1	
-2	49355-04	A	HARNESS ASSEMBLY - Radar altimeter	1	
-3	49355-02	A	HARNESS ASSEMBLY - Radar altimeter	1	
-3a	71076-02	B	HARNESS ASSEMBLY - Radar altimeter	1	
-4	454 695	A	CIRCUIT PROTECTOR - (PS50120-3-24) 3 amp	1	
	454 693	B	CIRCUIT PROTECTOR - (PS50120-3-22) 1 amp	1	
-4a	71305-02	B	SWITCH ASSEMBLY - Radar altimeter	1	
-5	454 868	A	CLAMP - (PS10017-2-12)	6	
-5a	18522-21	B	CLIP - Harness assembly	1	
-6	415 522	A	SCREW - (MS35206-232)	4	
	415 535	B	SCREW - (MS35206-245)	2	
	414 764	B	SCREW - (AN505-832R8)	2	
-7	411 532		SCREW - (MS35207-263)	6	
	404 887		NUT - (MS20365-1032C)	6	
-8	416 788	A	SCREW - (MS24693-S274)	16	

When ordering, always specify Part Number, Description and Serial Number of Aircraft

PIPER PARTS CATALOG

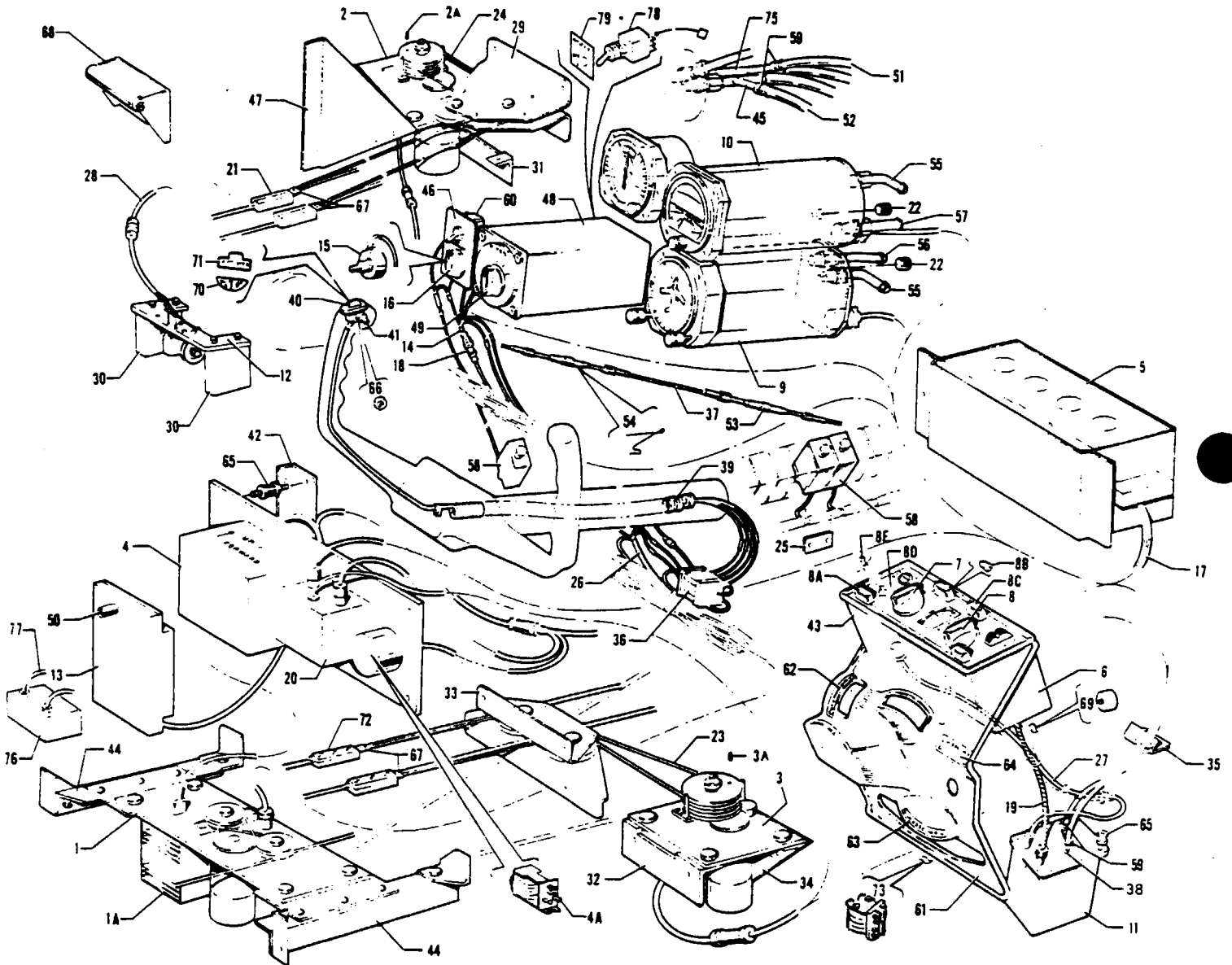


Figure 149 Alti-Matic Pilot III and IIIB Installations
(Serial Nos 31-5 to 31-764 incl)

PIPER PARTS CATALOG

CODE EXPLANATIONS FOR FIGURE 149

- A - Used on numbers 31-5 to 31-20, 31-22 to 31-30, 31-33 to 31-43, 31-45 to 31-764 inclusive.
- B - Used on serial numbers 31-21, 31-31, 31-32 and 31-44.
- C - Used on aircraft that comply with C A A. (United Kingdom) requirements.
- D - Used on serial numbers 31-5 to 31-20, 31-22 to 31-30, 31-33 to 31-43, and 31-45 to 31-372 inclusive
- E - Used on serial numbers 31-5 to 31-20, 31-22 to 31-30, 31-33 to 31-43, and 31-45 to 31-372 inclusive if AltiMatic III B is installed
- F - Ascertain Trim Servo Model No. when ordering.
- G - Used with Trim Servo Assembly (1C463-1-187) only
- H - Used with AltiMatic III and AltiMatic III Century Consoles only.
- J - Used with AltiMatic III B Console only.
- K - Used with Trim Servo Assembly (1C463) only
- L - Used if Trim Warning System is installed
- M - Used on serial numbers 31-5 to 31-20 inclusive, 31-22 to 31-30 inclusive, 31-33 to 31-43 inclusive, and 31-45 to 31-255 inclusive if Altitude Selector is installed in the pedestal.
- N - Used on serial numbers 31-5 to 31-20 inclusive, 31-22 to 31-30 inclusive, 31-33 to 31-43 inclusive, 31-45 to 31-764 inclusive if Altitude Selector is installed behind the instrument panel.
- O - Used on serial numbers 31-5 to 31-372 inclusive if AltiMatic III B is installed.
- P - Used if Boom Mike is installed
- V - These parts must be ordered from Service Spares Department, Piper Aircraft Corporation, Vero Beach, Florida.

PIPER PARTS CATALOG

Figure and Index Number	Part Number	Code	NOMENCLATURE	No. Req.	SERIAL NUMBERS AFFECTED
149-	42485 43914 44144	E	DRAWING - AltiMatic Pilot III Installation DRAWING - AltiMatic Pilot III Installation DRAWING - AltiMatic Pilot III B Installation		31-5 to 31-255 inclusive 31-256 to 31-372 inclusive 31-373 to 31-764 inclusive
-1	757 547	F	SERVO ASSEMBLY - Trim (1C463)	1	31-5 to 31-424 inclusive
	757 600	F	SERVO ASSEMBLY - Trim (1C463-1-187)	1	31-425 to 31-764 inclusive
-1a	751 303	G	* AMPLIFIER - Servo (79C53-2)	1	31-425 to 31-764 inclusive
-2	757 546		SERVO ASSEMBLY - Pitch (25665-07)	1	31-5 to 31-255 inclusive
	43909-05		SERVO ASSEMBLY - Pitch (1C470-1-187P)	1	31-256 to 31-764 inclusive
-2a	757 579		* SET SCREW - Capstan (3S326)	1	
-3	757 545		SERVO ASSEMBLY - Roll (25665-06)	1	31-5 to 31-255 inclusive
	43909-06		SERVO ASSEMBLY - Roll (1C465-1-187R)	1	31-256 to 31-764 inclusive
-3a	757 579		* SET SCREW - Capstan (3S326)	1	
-4	751 278	A	AMPLIFIER - Gyro (1C359-1)	1	
	751 288	B	AMPLIFIER - Gyro	1	
-4a	756 052		* RELAY - Gyro amplifier (80511)	1	
-5	751 314		AMPLIFIER - (1C515-1)	1	
-6	757 807	D	CONSOLE - AltiMatic III (25688-00)	1	
	757 857	B	CONSOLE - AltiMatic III (Century (1C404-P)	1	
	26882-00	E	CONSOLE - AltiMatic III B (1C519)	1	31-373 to 31-764 inclusive
-7	757 052		* KNOB - Roll (36A98)	1	
-8	757 051		* KNOB - Selector (36A123)	1	
-8a	757 581		* SWITCH - Engage (40A22-4) (not used on AltiMatic III B or AltiMatic III Century Consoles)	4	
-8b	751 461	H	* BULB - Console (65S28)	4	
	758 207	J	* BULB - Blue (65A22-1)	3	
	752 317	J	* BULB - Clear (327)	3	
-8c	758 179	J	* BUTTON - Push (36S137)	3	
-8d	757 381	J	* PLATE ASSEMBLY - Face (13B-439) (with four bulbs)	1	
-8e	758 295	J	* BULB - Console, roll switch (65A28-1)	1	
-9	550 778		INSTRUMENT - Directional gyro (32168-00) (3 inch)	1	
-10	550 559		INSTRUMENT - Attitude gyro (32173-02) (3 inch)	1	
	53708-00	C	INSTRUMENT - Attitude gyro (3 inch) (with adjusting knob covered)	1	
-11	751 287	B	ALTITUDE HOLD ASSEMBLY - (1C407)	1	
	757 628	M	ALTITUDE SELECTOR - (1D391-187)	1	
	757 544	N	ALTITUDE SELECTOR - (1D391-187)	1	
-12	757 550		SENSOR ASSEMBLY - Trim (1C365-187)	1	
-13	754 557		VOLTAGE DIVIDER - (1C472)	1	
-14	757 823		HARNESS ASSEMBLY - AutoFlite (32207-02)	1	31-5 to 31-255 inclusive
	751 996		HARNESS ASSEMBLY - AutoFlite (32207-03)	1	31-256 to 31-764 inclusive
-15	757 297		* POTENTIOMETER - (18A18)	1	31-5 to 31-255 inclusive
	757 296		* POTENTIOMETER - (18A18-2)	1	31-256 to 31-764 inclusive
-16	757 052		* KNOB - Potentiometer (36A98)	1	
-17	751 990		HARNESS ASSEMBLY - AltiMatic III (25689-03)	1	
-18	753 978		HARNESS ASSEMBLY - AutoFlite (32211-04)	1	
-19	757 816		CABLE ASSEMBLY - Flexible (81A16-184)	1	31-5 to 31-255 inclusive
	32212-03		CABLE ASSEMBLY - Flexible (81A16-183)	1	31-256 to 31-764 inclusive
-20	755 991		RELAY SWITCHING BOX - (1B405-24)	1	
-21	757 829		CLAMP ASSEMBLY - Pitch bridle cable (42A 173)	2	
-22	24712-02		PLUG - Pipe, plated (581 212)	2	

When ordering, always specify Part Number, Description and Serial Number of Aircraft

PIPER PARTS CATALOG

Figure and Index Number	Part Number	Code	NOMENCLATURE	No. Req.	SERIAL NUMBERS AFFECTED
149-23	25960-06		CABLE ASSEMBLY - Bridle, roll servo	1	
-24	25960-05		CABLE ASSEMBLY - Bridle, pitch servo	1	31-5 to 31-255 inclusive
	25960-22		CABLE ASSEMBLY - Bridle, pitch servo	1	31-256 to 31-764 inclusive
-25	31506-02		BAR - Bus	1	
-26	32007-09		CABLE ASSEMBLY - Trim servo	1	
-27	32210-04		HARNESS ASSEMBLY - Trim servo	1	
	32210-07	L	HARNESS ASSEMBLY - Trim servo	1	
-28	32005-03		CABLE ASSEMBLY - Trim sensor	1	
-29	42475-03		BRACKET - Pitch servo pulley, top	1	
	42475-02		BRACKET - Pitch servo pulley, bottom	1	
-30	43440-00		BLOCK - Trim sensor mounting	2	
-31	43718-03		ANGLE ASSEMBLY - Pitch servo mounting	1	31-5 to 31-255 inclusive
	43718-04		ANGLE ASSEMBLY - Pitch servo mounting	1	31-256 to 31-764 inclusive
-32	44022-00		ANGLE - Roll servo mounting	1	
-33	42478-04		BRACKET ASSEMBLY - Aileron servo pulley	1	
-34	43719-00		BRACKET ASSEMBLY - Roll servo mounting	1	
-35	43181-00		ANGLE ASSEMBLY - Harness support	1	
-36	42482-00	K	RELAY ASSEMBLY - Electric trim	1	31-5 to 31-424 inclusive
-37	42484-02		CABLE ASSEMBLY - AltiMatic III, elevator trim	1	
-38	451 857		ADAPTER - (AN840-4D)	1	31-5 to 31-255 inclusive
	458 940		ELBOW - (AN844-4D)	1	31-256 to 31-764 inclusive
-39	26934-00		CORD ASSEMBLY - AltiMatic III	1	
-40	761 039	V	KIT - Electric trim switch replacement	1	
-41	487 904		SWITCH ASSEMBLY - AltiMatic III (39-1)	1	
-42	42487-00		BRACKET - Gyro amplifier mounting	2	
-43	42488-00		COVER ASSEMBLY - AltiMatic III console	1	31-5 to 31-255 inclusive
-44	42804-00	K	BRACKET ASSEMBLY - Servo mounting, inboard	1	31-5 to 31-424 inclusive
	47501-00	G	BRACKET ASSEMBLY - Servo mounting, inboard	1	31-425 to 31-764 inclusive
	42805-00		BRACKET ASSEMBLY - Servo mounting, outboard	1	31-5 to 31-353 inclusive
	44186-00	K	BRACKET ASSEMBLY - Servo mounting, outboard	1	31-354 to 31-424 inclusive
	47510-00	G	BRACKET ASSEMBLY - Servo mounting, outboard	1	31-425 to 31-764 inclusive
-45	42906-00		TUBE ASSEMBLY - Connector	1	
-46	42919-02		PLACARD - AutoFlite	1	
-47	42940-00		BRACKET ASSEMBLY - Pitch servo mounting	1	
-48	551 114		COUPLER ASSEMBLY - Omni (25690-00) (for D.C. Converter)	1	
	757 905		COUPLER ASSEMBLY - Omni (1C388P-C) (for A.C. Converter)	1	
-49	757 052		* KNOB - (36A98)	1	
-50	80022-114		BUSHING - Voltage divider	2	
-51	83161-35		HOSE - Static air line	1	31-5 to 31-255 inclusive
	49998-05		HOSE - Static air line	1	31-256 to 31-764 inclusive
-52	83161-36		HOSE - Pressure air line	1	31-5 to 31-255 inclusive
	49998-06		HOSE - Pressure air line	1	31-256 to 31-764 inclusive
-53	452 015		BARREL - Turnbuckle (NAS649B-8S)	1	
-54	454 867		CLIP - Turnbuckle (NAS651-16S)	2	
-55	458 945		ELBOW - (1K1-4-6)	2	
-56	558 913		ELBOW - (1K9-4-6)	1	
-57	451 939		ADAPTER - (1K10-4-6)	1	
-58	454 656		CIRCUIT BREAKER - (PS50120-3-7)	2	
-59	454 983		CLAMP - (SAE 8, Type "E")	4	
-60	487 860		SWITCH - (2FA54-73)	1	
-61	43175-06		COVER ASSEMBLY - Pedestal, center	1	
-62	40579-00		* PLACARD - Trim control, longitudinal	1	
-63	43184-00		* PLACARD - Trim control, directional	1	
-64	43185-00		* PLACARD - Trim control, lateral	1	

When ordering, always specify Part Number, Description and Serial Number of Aircraft

PIPER PARTS CATALOG

Figure and Index Number	Part Number	Code	NOMENCLATURE	No. Req.	SERIAL NUMBERS AFFECTED
149-65	475 130		MOUNT - Shock, gyro amplifier (323B)	8	
-66	27214-00		NUT - AutoPilot switch	1	
-67	26100-02		SLEEVE - Safety, control cable	4	
-68	43444-00		BRACKET ASSEMBLY - Cable guide	1	
-69	754 807		FILTER - Noise (1A479)	1	
-70	43360-00		PLACARD - Control wheel ("DWN-UP")	1	
-71	43363-00		PLACARD - Control wheel ("A/F OFF")	1	31-5 to 31-372 inclusive
	43365-00	O	PLACARD - Control wheel ("A/P OFF")	1	31-373 to 31-764 inclusive
	43361-00	P	PLACARD - Control wheel ("MIKE A/F OFF")	1	31-5 to 31-372 inclusive
	43362-00	O,P	PLACARD - Control wheel ("MIKE A/P OFF")	1	31-373 to 31-764 inclusive
-72	757 872		CLAMP ASSEMBLY - Roll bridle cable (42A184)	2	
-73	26838-02	O	RELAY ASSEMBLY - AutoPilot	1	31-373 to 31-764 inclusive
-74	32203-10		CABLE ASSEMBLY - Pitch servo extension	1	31-425 to 31-764 inclusive
-75	42906-00		TUBE ASSEMBLY - Connector	1	31-5 to 31-654 inclusive
	44253-00		TUBE ASSEMBLY - Connector	1	31-655 to 31-764 inclusive
-76	756 347		TRIM WARNING ASSEMBLY UNIT - (1C547)	1	
-77	755 202		HARNESS ASSEMBLY - Trim warning (30C358)	1	
-78	487 917		SWITCH - Coupler	1	
-79	53847-00		PLACARD - NAV selector	1	

When ordering, always specify Part Number, Description and Serial Number of Aircraft

PIPER PARTS CATALOG

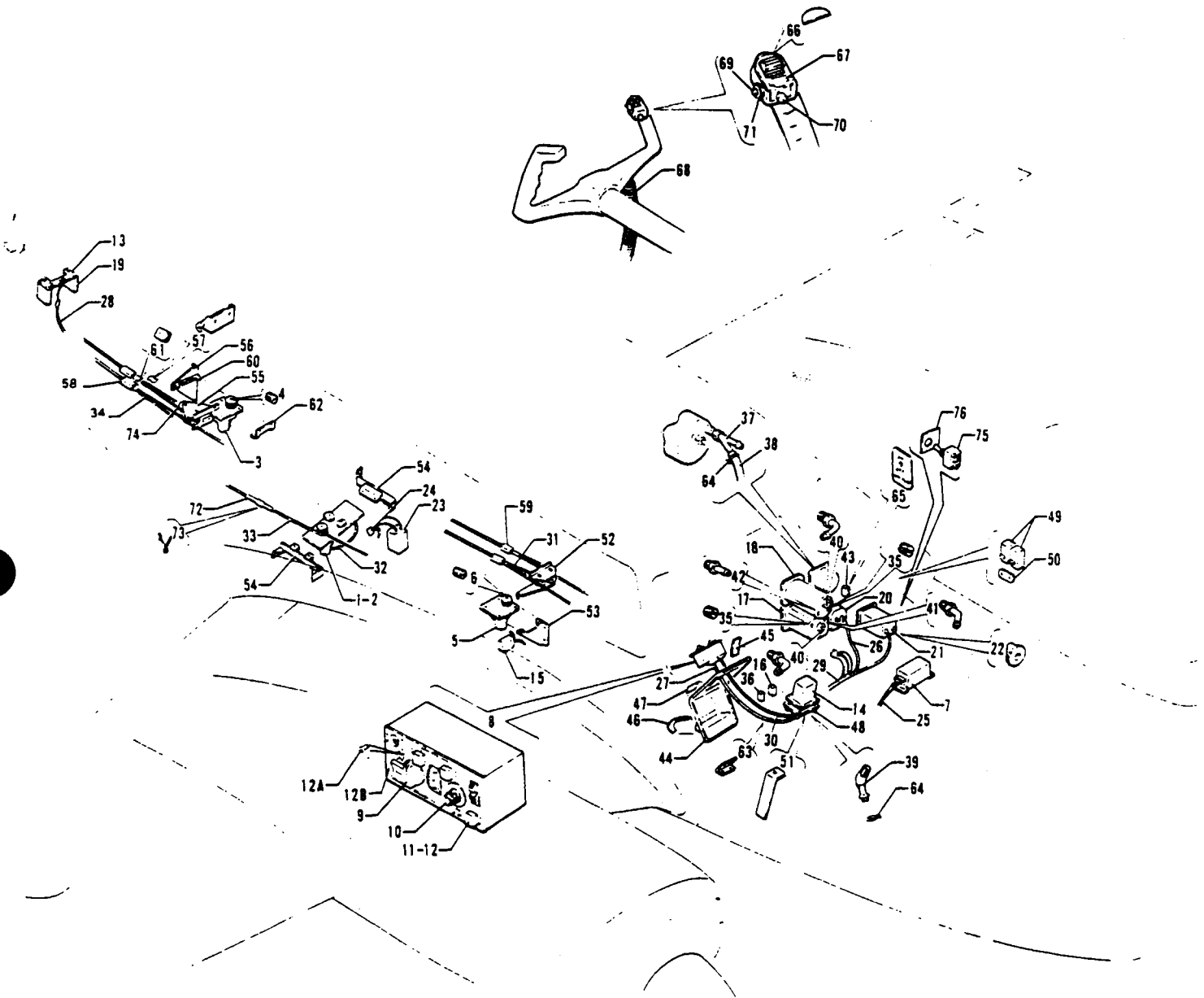


Figure 150 AltiMatic Pilot IIIB-1 Installation
(Serial Nos 31-765 to 31-7512022 incl)

PIPER PARTS CATALOG

CODE EXPLANATIONS FOR FIGURE 150

- A - Used on aircraft that comply with C A A (United Kingdom) requirements
- V - These parts must be ordered from Service Spares Department, Piper Aircraft Corporation, Vero Beach, Florida

PIPER PARTS CATALOG

Figure and Index Number	Part Number	Code	NOMENCLATURE	No. Req.	SERIAL NUMBERS AFFECTED
150-	52699 53976		DRAWING - AltiMatic Pilot IIIB-1 Installation DRAWING - AltiMatic Pilot IIIB-1 Installation		31-765 to 31-7401220 inclusive 31-7401221 to 31-7512022 incl
-1	757 600		SERVO ASSEMBLY - Trim (1C463-1-187)	1	
-2	751 303		* AMPLIFIER - Servo (79C53-2)	1	
-3	43909-05		SERVO ASSEMBLY - Pitch (1C470-1-187P)	1	
-4	757 579		* SET SCREW - Capstan (3S326)	1	
-5	43909-06		SERVO ASSEMBLY - Roll (1C465-1-187R)	1	
-6	757 579		* SET SCREW - Capstan (3S326)	1	
-7	751 314		AMPLIFIER - (1C515-1)	1	
-8	26882-02		CONSOLE - AltiMatic IIIB-1 (1C519-2)	1	
-9	757 052		* KNOB - Roll (36A98)	1	
-10	757 051		* KNOB - Selector (36A123)	1	
-11	758 207		* BULB - Blue (65A22-1)	3	
	752 317		* BULB - Clear (327)	3	
-12	758 179		* BUTTON - Push (36S137)	3	
-12a	758 295		* BULB - Console, roll switch (65A28-1)	1	
-12b	757 382		* PLATE ASSEMBLY - Face (13B-439-1) (with four bulbs)	1	
-13	757 550		SENSOR ASSEMBLY - Trim (1C365-187)	1	
-14	44377-04		ALTITUDE SELECTOR - (1D391-2)	1	
-15	755 991		RELAY SWITCHING BOX - (1B405-24)	1	31-765 to 31-7401220 inclusive
-16	754 807		FILTER - Noise (1A479)	1	
-17	550 778		INSTRUMENT - Directional gyro (32168-00) (3 inch)	1	
-18	550 559		INSTRUMENT - Attitude gyro (32173-02) (3 inch)	1	
	53708-00	A	INSTRUMENT - Attitude gyro (3 inch) (with adjusting knob covered)	1	
-19	758 194		BLOCK - Trim sensor mounting (7A-815)	2	
-20	52586-03		INDICATOR ASSEMBLY - Turn and bank (550 498)	1	31-765 to 31-7401220 inclusive
-21	551 114		COUPLER ASSEMBLY - Omni (25690-00)	1	
-22	757 052		* KNOB - (36A98)	1	
-23	756 347		TRIM WARNING ASSEMBLY UNIT - (1C547)	1	
-24	755 202		HARNESS ASSEMBLY - Trim warning (30C358)	1	
-25	751 990		HARNESS ASSEMBLY - AltiMatic IIIB-1 (25689-03)	1	
-26	52588-02		HARNESS ASSEMBLY - Turn and bank (30C402)	1	31-765 to 31-7401220 inclusive
-27	32210-07		HARNESS ASSEMBLY - Trim servo	1	
-28	32005-03		CABLE ASSEMBLY - Pitch trim sensor	1	
-29	32007-09		CABLE ASSEMBLY - Pitch trim servo	1	
-30	32212-03		CABLE ASSEMBLY - Flexible (81A16-183) (21" L)	1	
	758 055		CABLE ASSEMBLY - Flexible (81A16-36) (36" L)	1	
-31	25960-06		CABLE ASSEMBLY - Bridle, roll servo	1	
-32	32203-10		CABLE ASSEMBLY - Pitch servo extension	1	
-33	42484-02		CABLE ASSEMBLY - Elevator trim	1	
-34	25960-22		CABLE ASSEMBLY - Bridle, pitch servo	1	
-35	24712-02		PLUG - Pipe, plated (581 212)	2	
-36	52624-00		RELAY ASSEMBLY - AutoPilot	1	31-765 to 31-7401220 inclusive
	27981-02		RELAY ASSEMBLY - AutoPilot	1	31-7401221 and up
-37	44253-00		TUBE ASSEMBLY - Connector	1	
-38	49998-05		HOSE - Pressure air lines	1	
-39	458 940		ELBOW - (AN844-4D)	1	
-40	458 945		ELBOW - (1K1-4-6)	2	
-41	558 913		ELBOW - (1K9-4-6)	1	
-42	451 939		ADAPTER - (1K10-4-6)	1	
-43	487 860		SWITCH - (2FA54-73)	1	31-765 to 31-7401220 inclusive

When ordering, always specify Part Number, Description and Serial Number of Aircraft

PIPER PARTS CATALOG

Figure and Index Number	Part Number	Code	NOMENCLATURE	No. Req.	SERIAL NUMBERS AFFECTED
150-44	43175-06		COVER ASSEMBLY - Pedestal, center	1	31-765 to 31-900 inclusive
	53437-05		COVER ASSEMBLY - Pedestal, center	1	31-7300901 and up
-45	40579-00		* PLACARD - Trim control, longitudinal	1	
-46	43184-00		* PLACARD - Trim control, directional	1	
-47	43185-00		* PLACARD - Trim control, lateral	1	
-48	475 130		MOUNT - Shock, altitude selector (323B)	4	
-49	454 656		CIRCUIT BREAKER - (PS50120-3-7)	2	
-50	31506-02		BAR - Bus	2	
-51	44076-00		BRACKET - Altitude selector support	1	
-52	42478-04		BRACKET ASSEMBLY - Aileron servo pulley	1	
-53	43719-00		BRACKET ASSEMBLY - Roll servo mounting	1	
-54	47501-00		BRACKET ASSEMBLY - Servo mounting, inboard	1	
	47510-00		BRACKET ASSEMBLY - Servo mounting, outboard	1	
-55	42475-03		BRACKET - Pitch servo pulley, top	1	
	42475-02		BRACKET - Pitch servo pulley, bottom	1	
-56	42940-00		BRACKET ASSEMBLY - Pitch servo mounting	1	
-57	43444-00		BRACKET ASSEMBLY - Cable guide	1	
-58	757 829		CLAMP ASSEMBLY - Pitch bridle cable (42A173)	2	
-59	757 872		CLAMP ASSEMBLY - Roll bridle cable (42A184)	2	
-60	44022-00		ANGLE - Roll servo mounting	1	
-61	26100-02		SLEEVE - Safety, control cable	4	
-62	43718-04		ANGLE ASSEMBLY - Pitch servo mounting	1	
-63	43181-00		ANGLE ASSEMBLY - Harness support	1	
-64	454 983		CLAMP - (SAE 8, Type "E")	2	
-65	52598-00		PLACARD - AutoFlite ("ON-OFF")	1	
-66	43360-00		PLACARD - Control wheel ("DWN-UP")	1	
-67	43365-00		PLACARD - Control wheel ("A/P OFF")	1	
-68	26934-00		CORD ASSEMBLY - Control wheel	1	
-69	761 039	V	KIT - Electric trim switch replacement	1	
-70	487 904		SWITCH ASSEMBLY - (39-1)	1	
-71	27214-00		NUT - AutoPilot switch	1	
-72	452 015		BARREL - Turnbuckle (NAS649B-8S)	1	
-73	454 867		CLIP - Turnbuckle (NAS651-16S)	2	
-74	481 626		PULLEY - (MS20219-2)	4	
-75	487 917		SWITCH - Coupler	4	
-76	53847-00		PLACARD - NAV Selector	1	

When ordering, always specify Part Number, Description and Serial Number of Aircraft

PIPER PARTS CATALOG

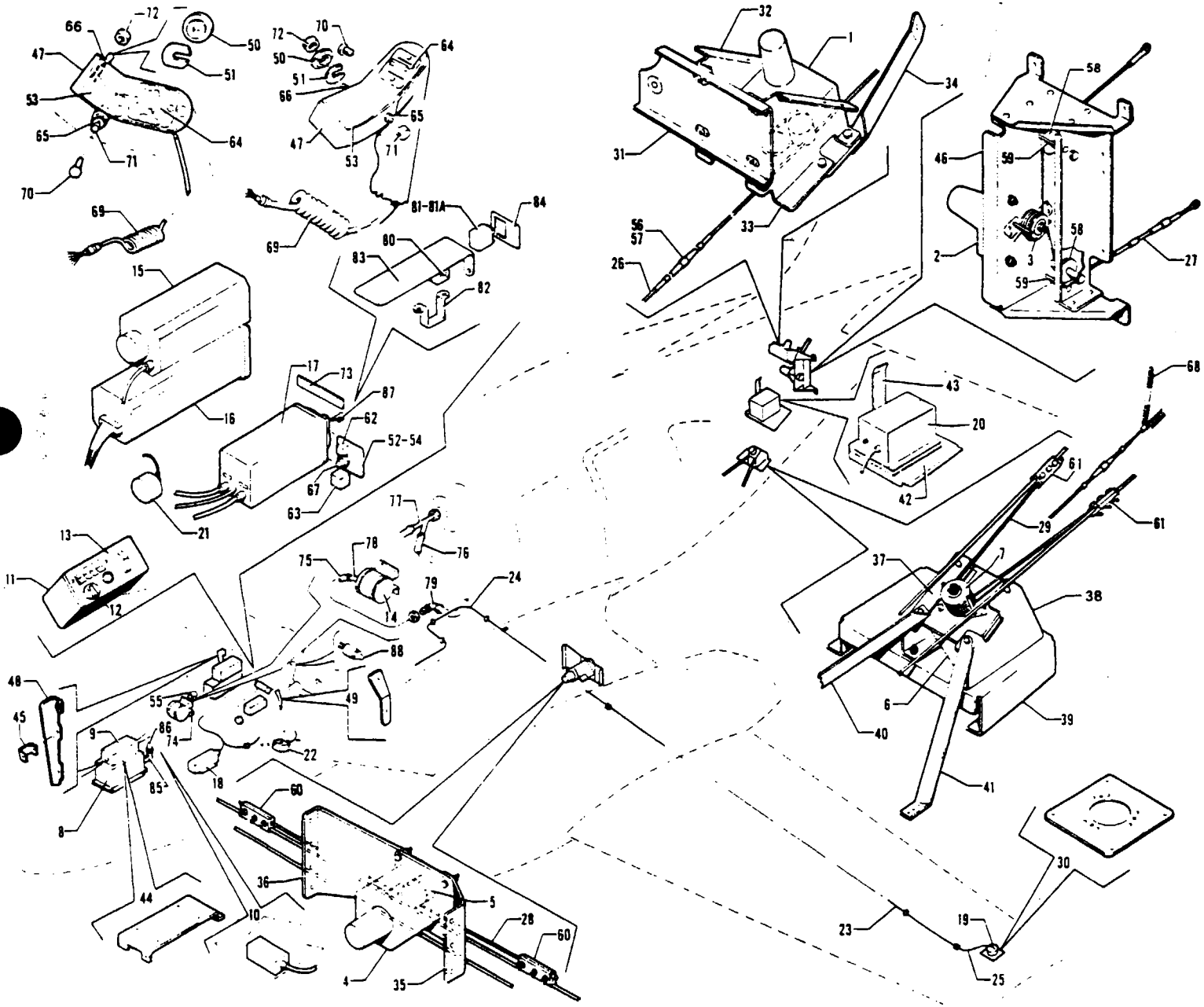


Figure 150A AltiMatic Pilot III C Installation
(Serial Nos 31-7512023 to 31-8112077 incl)

PIPER PARTS CATALOG

CODE EXPLANATIONS FOR FIGURE 150A

- A - Used on PA-31-310 Models only.
- B - Used on PA-31-325 Models only.
- C - Used if Yaw Damper System is installed.
- D - Used if Boom Mike is installed.
- E - Used if RMI is not installed.
- F - Used if RMI is installed.
- G - Used only with Avionics Installation, CT-1-31 Group.
- H - Used only if Horizontal Situation Indicator (NSD-360(23)52D137-1020) is installed.

PIPER PARTS CATALOG

Figure and Index Number	Part Number	Code	NOMENCLATURE	No. Req.	SERIAL NUMBERS AFFECTED
150A-	54550 54546 49516		DRAWING - AltiMatic Pilot IIIC Installation DRAWING - Yaw Damper System Installation DRAWING - Yaw Damper System Installation		31-7512023 to 31-8112077 incl 31-7512023 to 31-7812055 incl 31-7812056 to 31-8112077 incl.
-1	762 229		SERVO ASSEMBLY - Trim (1C469-6-483)	1	
-2	762 230	A	SERVO ASSEMBLY - Pitch (1C470-1-483P)	1	
	762 218	B	SERVO ASSEMBLY - Pitch (1C470-1-498P)	1	
-3	757 579		* SET SCREW - Capstan (3S326)	1	
-4	762 231		SERVO ASSEMBLY - Roll (1C465-1-483R)	1	
-5	757 579		* SET SCREW - Capstan (3S326)	1	
-6	762 220	C	SERVO ASSEMBLY - Rudder (1C465-1-491Y)	1	
-7	757 579		* SET SCREW - Capstan (3S326)	1	
-8	751 314		AMPLIFIER - (1C515-1)	1	
-9	751 340		AMPLIFIER - Trim (1C709-6)	1	
-10	597 618	E	AMPLIFIER - Gyro slaving (1C714)	1	
	751 348	F	AMPLIFIER - Gyro slaving (1C722)	1	31-7612041 to 31-8012102 incl.
	598 007	F	AMPLIFIER - Gyro slaving (1D755)	1	31-8112001 and up
-11	758 026		CONSOLE - (1D720)	1	
-12	760 899		* KNOB - Roll (36B141)	1	
-13	757 456		* PLATE - Face (13C767) (with six bulbs)	1	
-14	751 287		ALTITUDE HOLD - (1C407)	1	
-15	550 559		INSTRUMENT - Attitude gyro (32173-02)	1	
-16	596 510		INSTRUMENT - Horizontal situation indicator (NSD-360(23)52D137-1020)	1	31-7512023 to 31-7712083 incl.
	596 756		INSTRUMENT - Horizontal situation indicator (NSD-360A(26)52D137-1333)	1	31-7712084 and up
-17	25690-02		COUPLER ASSEMBLY - Omni (1C388-2)	1	
-18	596 508	G	CONVERTER - Navigation (1C707)	1	31-7512023 and up
	596 820	H	ADAPTER - Nav flag (1C775)	1	31-7712023 to 31-7712083 incl.
-19	456 554		FLUX DETECTOR - Magnetic (1B495)	1	
-20	753 228		YAW DAMPER - (1C651-3)	1	
-21	754 807		FILTER - Noise (1A479)	1	
-22	758 260		BOX - Relay (1A526-1)	1	
-23	52117-00		HARNESS ASSEMBLY - Flux detector	1	31-7512023 to 31-8012102 incl
	71864-02		HARNESS ASSEMBLY - Flux detector	1	31-8112001 and up
-24	54461-02	E	HARNESS ASSEMBLY - Gyro slaving	1	
	71020-02	F	HARNESS ASSEMBLY - Gyro slaving	1	31-8012030 and up
-25	54558-02		HARNESS ASSEMBLY - Flux sensor	1	
-26	42484-03		CABLE ASSEMBLY - Elevator trim	1	
-27	54569-02		CABLE ASSEMBLY - Bridle, pitch servo	1	
-28	54567-03		CABLE ASSEMBLY - Bridle, roll servo	1	
-29	54567-08		CABLE ASSEMBLY - Bridle, rudder servo	1	
-30	54541-02		PLATE ASSEMBLY - Flux detector	1	
-31	52023-00		PLATE ASSEMBLY - Elevator trim servo	1	
-32	54446-02		BRACKET - Elevator trim servo, right	1	
-33	54530-02		BRACKET - Elevator trim servo, left	1	
-34	54447-02		BRACKET - Elevator trim servo	1	
-35	54458-02		BRACKET - Aileron servo	1	
-36	54457-02		BRACKET - Aileron servo	1	
-37	54451-02		BRACKET - Rudder servo	1	
-38	54453-02		BRACKET - Rudder servo	1	
-39	54449-02		BRACKET - Rudder servo	1	
-40	54454-02		BRACKET - Rudder servo	1	
-41	54455-02		BRACKET - Rudder servo	1	
-42	54531-02		BRACKET - Yaw damper	1	
-43	54529-02		BRACKET - Yaw damper	1	
-44	15596-02		BRACKET - Trim amplifier	1	
-45	52110-00		BRACKET - Instrument panel spacer	2	31-7512023 to 31-7612110 incl.

When ordering, always specify Part Number, Description and Serial Number of Aircraft

PIPER PARTS CATALOG

Figure and Index Number	Part Number	Code	Nomenclature	No. Req.	Serial Numbers Affected
150A-46	44975-02		BRACKET ASSEMBLY - Servo mounting	1	
-47	53755-09		BRACKET ASSEMBLY - Switch, control wheel	1	31-7512023 to 31-7812055 incl.
	28339-03		BRACKET ASSEMBLY - Switch, control wheel	1	31-7812056 and up
-48	52108-00		BRACKET ASSEMBLY - Cover	1	31-7512023 to 31-7612110 incl.
-49	52109-00		BRACKET ASSEMBLY - Support	1	31-7512023 to 31-7612110 incl.
-50	15660-02		ADAPTER - Trim switch	1	
-51	15661-02		ADAPTER - Trim switch	1	
-52	80340-02	C	PLACARD - Autopilot function, black	1	31-7512023 to 31-7612110 incl.
	80340-03	C	PLACARD - Autopilot function, beige	1	31-7512023 to 31-7612110 incl.
-53	80338-02		PLACARD - Control wheel	1	31-7512023 to 31-7812055 incl.
	80338-03	D	PLACARD - Control wheel	1	31-7512023 to 31-7812055 incl.
	80669-02		PLACARD - Control wheel	1	31-7812056 and up
-54	80341-02		PLACARD - Autopilot function, black	1	
	80341-03		PLACARD - Autopilot function, beige	1	
-55	475 098		SHOCK MOUNT - (JA-6984-1)	3	
-56	452 015		BARREL - Tumbuckle (MS21251-B2S)	1	
-57	454 867		CLIP - Tumbuckle (NAS651-16S)	2	
-58	481 617		PULLEY - Pitch servo (MS20219-1)	2	
-59	424 522		PIN - (NAS427K-27)	2	
-60	757 872		CLAMP - Roll bridle cable (42A184)	2	
-61	757 863		CLAMP - Rudder bridle cable (42A173-1)	2	
-62	587 994	E	SWITCH - (7303)	1	
	487 915	F	SWITCH - (7101)	1	31-8012030 and up
-63	762 222		SWITCH - Yaw damper, on-off (40B74-1)	1	31-7512023 to 31-7812055 incl.
-64	587 950		SWITCH - (1C670-2)	1	
-65	487 904	D	SWITCH - ()	1	
-66	587 985		SWITCH - ()	1	31-7512023 to 32-8012080 incl.
	688 148		SWITCH	1	31-8012081 and up
-67	587 888		SWITCH - () (7201)	1	
-68	762 221		SPRING - ()	2	
-69	26934-00		CORD ASSEMBLY - Control wheel	1	31-7512023 to 31-7812055 incl.
	49568-04		CORD ASSEMBLY - Control wheel	1	31-7812056 and up
-70	26870-00		BUTTON - Plug	1	
-71	454 277	D	CAP - Switch (30B1012)	1	
-72	553 686		CAP - Switch (8Z0082)	1	31-7512023 to 31-8012080 incl.
	553 522		CAP - Switch (C-22-2)	1	31-8012081 and up
-73	80442-02	E	PLACARD - Trim check, black	1	
	80442-03	E	PLACARD - Trim check, beige	1	
	71648-02	F	PLACARD - Trim check, black	1	31-8012030 and up
-74	15595-02		BRACKET ASSEMBLY - Altitude hold	1	
-75	17766-74		HOSE - Altitude hold to bulkhead	1	
-76	17766-109		HOSE - Airspeed indicator to bulkhead	1	
-77	44253-00		TUBE ASSEMBLY - "Y" connector	1	
-78	458 940		ELBOW - (AN844-4D)	1	
-79	458 900		ELBOW - (AN833-4D)	1	
	477 618		NUT - (AN924-4D)	1	
-80	484 085		RELAY - Impulse (KUR11D11)	1	31-7812056 and up
-81	49527-02		SWITCH ASSEMBLY - Yaw damper on-off	1	31-7812056 and up
-81a	758 569		* BULB - (AT602-L, 28V)	1	
-82	49529-02		CLAMP ASSEMBLY - Relay mounting	1	31-7812056 and up
-83	49528-02		BRACKET - Relay mounting	1	31-7812056 and up
-84	80642-02		PLACARD - Yaw damper	1	31-7812056 and up
-85	458 894		FITTING - (MS20822-4D)	1	
-86	17766-100		HOSE - Amplifier to altitude hold	1	
-87	472 829		LIGHT - Post (20-0121-15-B-24) Grimes	AR	
	472 742		LIGHT - Post (P-65-3-CW-28) Glar Ban	AR	
-88	487 904		SWITCH - Transponder remote ident (39-1)	1	31-8112001 and up

When ordering, always specify Part Number, Description, and Serial Number of Aircraft

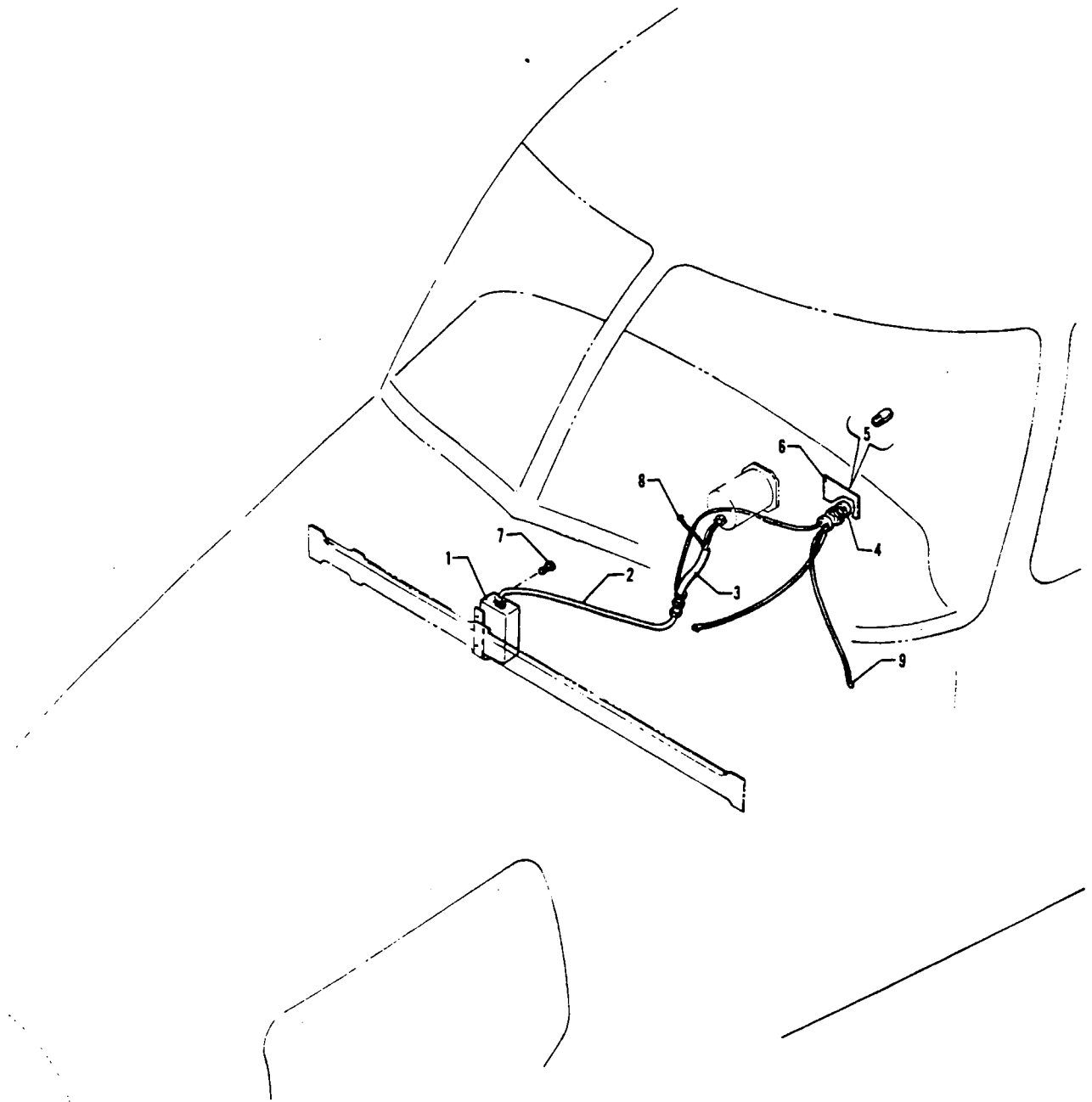


Figure 151 Glide Slope Coupler Installation

PIPER PARTS CATALOG

CODE EXPLANATIONS FOR FIGURE 151

PIPER PARTS CATALOG

Figure and Index Number	Part Number	Code	NOMENCLATURE	No. Req.	SERIAL NUMBERS AFFECTED
151-	43921 54551		DRAWING - Glide Slope Coupler Installation DRAWING - Glide Slope Coupler Installation		31-5 to 31-7512022 incl 31-7512023 and up
-1	751 300		COUPLER ASSEMBLY - Glide slope (1C493)	1	
-2	752 010		HARNESS ASSEMBLY - Glide slope (30C291)	1	
-3	752 011		HARNESS ASSEMBLY - Glide slope (30B295)	1	
-4	752 371		LIGHT ASSEMBLY - Indicator (30A296)	1	
-5	472 028		LAMP - Indicator (327)	1	
-6	43918-00 53835-00		PLACARD - Glide slope, black PLACARD - Glide slope, beige	1 1	
-7	415 149		SCREW - (AN526-632R8)	2	
-8	488 406		TERMINAL - (41099)	1	
-9	488 358		TERMINAL - (31770)	1	

When ordering, always specify Part Number, Description and Serial Number of Aircraft

PIPER PARTS CATALOG

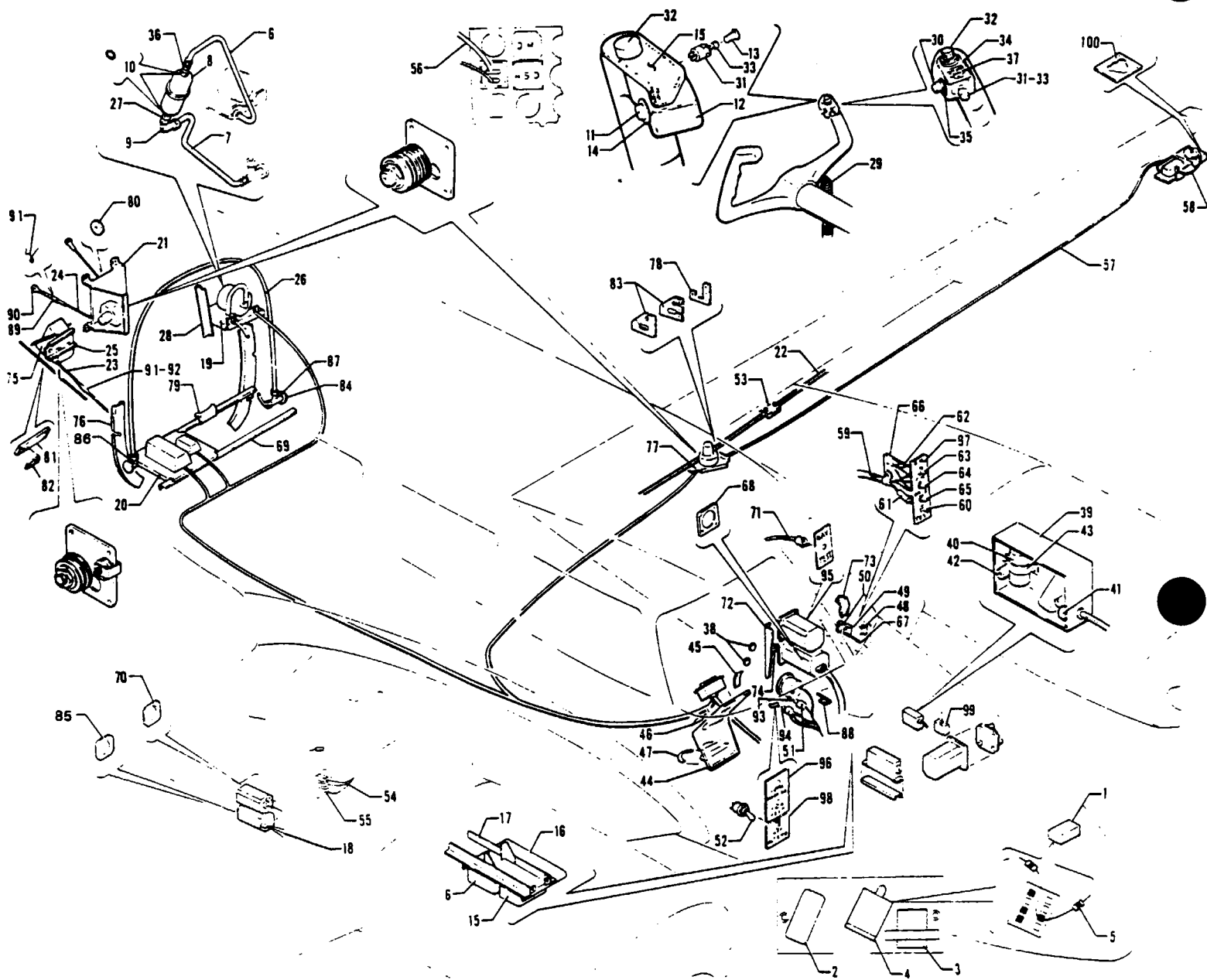


Figure 152 AltiMatic V F/D and V F/D-1 AutoPilot Installation
 (Serial Nos 31-660, 31-712 to 31-7712058 inclusive)
 (See Code "A")

PIPER PARTS CATALOG

CODE EXPLANATIONS FOR FIGURE 152

- A - This installation is relative only to associated Piper Aircraft Corporation parts that are used when installing Bendix AltiMatic VF/D and VF/D-1 AutoPilot. All Bendix equipment and components must be procured from an approved Bendix service facility or from Bendix Avionics Repair Services, Department 390, Post Office Box 9414, Fort Lauderdale, Florida, 33310.
- B - Used on PA-31-310 airplanes only.
- C - Used on PA-31-325 airplanes only.
- D - Used if Boom Mike is installed.
- E - Used if Bendix Copilot Gyros are installed.
- F - Used if AutoPilot disconnect switch is installed on side of control wheel.
- G - Used if AutoPilot disconnect switch is not installed on side of control wheel.
- H - Used only if Narco Mark 16 Radios are installed.
- J - Used only if King Radios are installed.
- K - Used if Narco NAV 14 Radios are installed.

PIPER PARTS CATALOG

Figure and Index Number	Part Number	Code	Nomenclature	No. Req.	Serial Numbers Affected
152-	52147		DRAWING - Altimatec V F/ D and V F/D-1 AutoPilot Installation		31-660, 31-712 to 31-7712058 inclusive
	52433		DRAWING - Copilot Gyro Installation (Bendix)		
-1	52277-00	E	BOX ASSEMBLY - Attitude gyro switching	1	
-2	555 409	E	* CONNECTOR - (57-40240)	1	
-3	484 144		* RELAY - (TF154-CCC-CCC-24VDC)	1	
-4	484 211	E	* RELAY - (1245-2C-24D)	1	
-5	456 758	E	* DIODE - (IN4005)	2	
-6	54164-00		LINE ASSEMBLY - Static air	1	
-7	54163-00		LINE ASSEMBLY - Static air	1	
-8	54165-00		SUMP ASSEMBLY - Static air	1	
-9	54167-00		ELBOW - Sump assembly	1	
-10	462 058		O-RING (MS29512-04)	2	
-11	587 916	C	SWITCH ASSEMBLY - (SB4011NCM)	1	
-12	53755-08	C	BRACKET ASSEMBLY - Switch, control wheel	1	
-13	26870-00	C	BUTTON - Plug	1	
-14	477 788	C	NUT - (7C1040)	1	
-15	53768-02	C	PLACARD - Control wheel	1	
	53768-03	C,D	PLACARD - Control wheel	1	
-16	54757-02		PLATE ASSEMBLY - Power supply mount	1	31-7512069 and up
-17	43295-00		ANGLE ASSEMBLY - Computer mount, left	1	31-7512069 and up
	44137-00		ANGLE ASSEMBLY - Computer mount, right	1	31-7512069 and up
-18	53830-00	E	HARNES ASSEMBLY - Directional gyro adapter	1	
-19	44957-00		SHELF - Altitude controller	1	
-20	52057-00		SHELF ASSEMBLY - AutoPilot equipment	1	31-660, 31-712 to 31-7512068 inclusive
-21	44975-00		MOUNTING ASSEMBLY - Elevator servo	1	
-22	33067-06		CABLE ASSEMBLY - Roll servo	1	
-23	42484-03		CABLE ASSEMBLY - Trim servo (8 84" L)	1	
-24	52004-00		CABLE ASSEMBLY - Pitch servo	1	
-25	52023-00		SUPPORT ASSEMBLY - Elevator trim servo	1	
-26	80024-14		LINE ASSEMBLY - Static air	1	
-27	477 618		NUT - (AN924-4D)	1	
-28	44947-00		ANGLE - Support	1	
-29	26934-00		CORD ASSEMBLY - Altimatec	1	
-30	487 775	B,F	SWITCH - AutoPilot disconnect (39-2)	1	
-31	487 904	D	SWITCH - (39-1)	1	
-32	587 822		SWITCH ASSEMBLY - (S22048-0001)	1	
-33	454 277	D	CAP - (30B1012)	1	
-34	33054-00	B,F	PLATE - Cover	1	
-35	27214-00	B,F	NUT - AutoPilot switch	1	
-36	491 050		UNION - (AN815-4D)	1	
-37	43365-00	B,F	PLACARD - Control wheel ("A/P OFF")	1	
	80291-02	B,G	PLACARD - Control wheel	1	
	43362-00	B,D,F	PLACARD - Control wheel ("MIKE A/P OFF")	1	
	80291-03	B,D,G	PLACARD - Control wheel	1	
-38	453 855		BUTTON - Plug (207-170201-00)	1	
-39	52274-00		BOX ASSEMBLY - Relay, NAV heading switching	1	
-40	484 376		* RELAY - (TF-154-CCC-CCC-24VDC)	1	
-41	481 141		* POTENTIOMETER - (AS3609)	1	
-42	82371-119		* HOSE - Screw mounting	2	
-43	52188-00		* CLAMP - Relay	1	
-44	43175-06		COVER ASSEMBLY - Pedestal, center	1	
-45	40579-00		* PLACARD - Trim control, longitudinal	1	
-46	43184-00		* PLACARD - Trim control, directional	1	
-47	43185-00		* PLACARD - Trim control, lateral	1	
-48	487 914		SWITCH ASSEMBLY - Toggle type (D7270-1-5)	1	
	454 639		SWITCH ASSEMBLY - Push type (D7271-8-5)	1	

When ordering, always specify Part Number, Description, and Serial Number of Aircraft

PIPER PARTS CATALOG

Figure and Index Number	Part Number	Code	NOMENCLATURE	No. Req.	SERIAL NUMBERS AFFECTED
152-49	454 656		CIRCUIT BREAKER - (PS50120-3-7) 5 amp	1	
-50	454 657		CIRCUIT BREAKER - (PS50120-3-12) 10 amp	1	31-660, 31-712 to 31-7300918 incl
	454 656		CIRCUIT BREAKER - (PS50120-3-7) 5 amp	1	31-7300919 and up
-51	587 820		SWITCH ASSEMBLY - (46-101B)	1	
-52	52293-00		SWITCH ASSEMBLY - AltiMatic V F/D	1	
-53	33078-02		CLAMP - Cable	4	
-54	52292-02	E	HARNESS ASSEMBLY - Copilot gyro switching	1	
-55	487 915	E	SWITCH - (7101)	3	
-56	63876-03	J	HARNESS ASSEMBLY - DME	1	31-660, 31-712 to 31-7401254 incl
-57	52117-00		HARNESS ASSEMBLY - Compensator	1	
-58	33093-02		HARNESS ASSEMBLY - Flux sensor	1	
-59	52177-00	J	HARNESS ASSEMBLY - Marker beacon lights	1	31-660, 31-712 to 31-7401255 incl
-60	487 904		SWITCH - (39-1)	1	31-660, 31-712 to 31-7401255 incl
-61	484 382		RESISTOR - Type 5KT, 40 ohm, 5 W	1	31-660, 31-712 to 31-7401255 incl
-62	456 707		DIODE - (1N4002)	3	31-660, 31-712 to 31-7401255 incl
-63	472 833		LIGHT - Indicator (106S-A-F9)	1	31-660, 31-712 to 31-7401255 incl
-64	472 831		LIGHT - Indicator (106S-B-F9)	1	31-660, 31-712 to 31-7401255 incl
-65	472 832		LIGHT - Indicator (106S-W-F9)	1	31-660, 31-712 to 31-7401255 incl
-66	52180-00	J	ANGLE ASSEMBLY - Diode mounting	1	31-660, 31-712 to 31-7401255 incl
-67	52318-00		HARNESS ASSEMBLY - Circuit protector	1	
-68	596 200		PLATE - Mooring (073-0044-01)	1	
-69	46008-00		ANGLE - Radio shelf, upper, Sta 296	1	31-660, 31-712 to 31-7401228 incl
	46008-02		ANGLE - Radio shelf, upper, Sta. 296	1	31-7401229 to 31-7512068 incl.
	46006-00		ANGLE - Radio shelf, upper, Sta. 310	1	31-660, 31-712 to 31-7401228 incl
	46006-02		ANGLE - Radio shelf, upper, Sta 310	1	31-7401229 to 31-7510268 incl
-70	40885-00	E	SPACER - Gyro mounting (1/2" thick)	1	31-660, 31-712 to 31-7612110 incl
	40885-02	E	SPACER - Gyro mounting (5/8" thick)	1	31-660, 31-712 to 31-7612110 incl
-71	52254-00	H	SWITCH ASSEMBLY - NAV Test	1	
	33166-00	H,K	SWITCH ASSEMBLY - NAV Test and fast slave	1	
	52594-00	J	SWITCH ASSEMBLY - Fast slave	1	
-72	52108-00		BRACKET ASSEMBLY - Cover	1	31-660, 31-712 to 31-7612110 incl
-73	52109-00		BRACKET ASSEMBLY - Support	1	31-660, 31-712 to 31-7612110 incl
-74	52110-00		BRACKET - Instrument panel spacer	2	31-660, 31-712 to 31-7612110 incl
-75	52025-00		BRACKET ASSEMBLY - Elevator trim servo	1	
-76	45767-00		BRACKET - Radio shelf, rear, left	1	31-660, 31-712 to 31-7512068 incl.
	45767-01		BRACKET - Radio shelf, rear, right	1	31-7912098 and up
	45767-03		BRACKET - Radio shelf, rear, right	1	31-660, 31-712 to 31-7401220 incl
					31-7401221 to 31-7512068 incl .
					31-7912098 and up
-77	52058-00		BRACKET ASSEMBLY - Aileron servo	1	
-78	52039-00		PLATE ASSEMBLY - Cable rub strip mounting	1	
-79	47720-00		GUARD - Cable	1	31-660, 31-712 to 31-7512068 incl
-80	481 617		PULLEY - (MS20219-1)	2	
-81	52014-00		STRIP - Rub, elevator trim cable	1	
-82	52013-00		STRIP - Rub, elevator trim cable	1	
-83	52040-00		STRIP - Rub, aileron, inboard	1	
	52042-00		STRIP - Rub, aileron, outboard	1	
-84	41995-00		FITTING ASSEMBLY - Static line vent	2	
-85	40885-00	E	SPACER - Gyro mounting	1	31-660, 31-712 to 31-7612110 incl
-86	458 894		ELBOW - (AN822-4D)	1	
-87	488 316		TEE - (AN826-4D)	1	
-88	43181-00		ANGLE ASSEMBLY - AutoPilot harness support	1	
-89	452 015		BARREL - Turnbuckle (NAS649-B8S)	1	
-90	459 958		EYE - Turnbuckle (NAS648-8RS)	1	
-91	454 867		CLIP - Turnbuckle (NAS651-16S)	4	
-92	489 873		TURNBUCKLE - (MS21251-B2S)	1	
-93	472 827		LIGHT ASSEMBLY - (162-8430-0931-502)	1	
-94	472 054		LAMP - Indicator (PS10008-330) 14 V	1	

When ordering, always specify Part Number, Description and Serial Number of Aircraft

PIPER PARTS CATALOG

Figure and Index Number	Part Number	Code	NOMENCLATURE	No. Req.	SERIAL NUMBERS AFFECTED
152-95	52144-00	H	PLACARD - NAV Test	1	
	33167-00	H,K	PLACARD - NAV Test, fast slave, black	1	
	53839-00	H,K	PLACARD - NAV Test, fast slave, beige	1	
	52595-00	J	PLACARD - NAV Test, black	1	
	48681-00	J	PLACARD - NAV Test, beige	1	
-96	52145-00		PLACARD - Trim warning, black	1	
	53840-00		PLACARD - Trim warning, beige	1	
-97	52179-00	J	PLACARD - Marker beacon lights, black	1	
	53837-00	J	PLACARD - Marker beacon lights, beige	1	
-98	52205-00		PLACARD - AltiMatic V F/D, black	1	
	53838-00		PLACARD - AltiMatic V F/D, beige	1	
-99	33173-00	E	BOX ASSEMBLY - Reverse course datum	1	
-100	54542-02		PLATE ASSEMBLY - Flux detector mount	1	

When ordering, always specify Part Number, Description and Serial Number of Aircraft

PIPER PARTS CATALOG

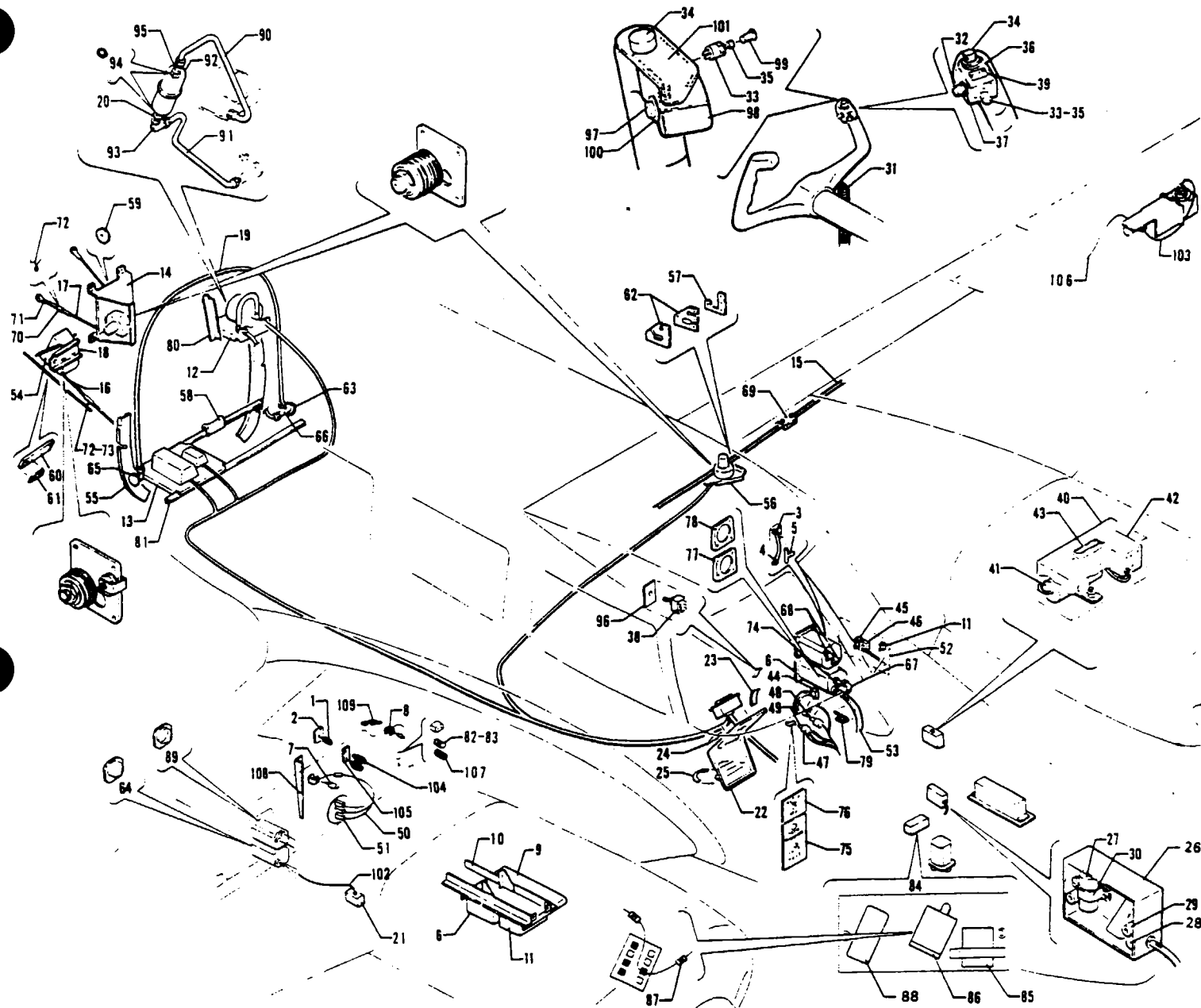


Figure 153 AltiMatic V and V-1 AutoPilot Installation
 (Serial Nos 31-660, 31-712 to 31-7712058 inclusive)
 (See Code "A")

PIPER PARTS CATALOG

CODE EXPLANATIONS FOR FIGURE 153

- A - This installation is relative only to associated Piper Aircraft Corporation parts that are used when installing Bendix AltiMatic V and V-1 AutoPilot. All Bendix equipment and components must be procured from an approved Bendix Service facility or from Bendix Avionics Repair Services, Department 390, Post Office Box 9414, Fort Lauderdale, Florida, 33310
- B - Used if AutoPilot disconnect switch is not installed on side of control wheel
- C - Used if Narco Spectrum Radios are installed
- D - Used if King Radios are installed
- E - Used on PA-31-310 airplanes only
- F - Used on PA-31-325 airplanes only
- G - Used if Bendix Copilot Gyros are installed
- H - Used if Boom Mike is installed
- J - Used if AutoPilot disconnect switch is installed on side of control wheel

PIPER PARTS CATALOG

Figure and Index Number	Part Number	Code	NOMENCLATURE	No. Req.	SERIAL NUMBERS AFFECTED
153-	52322 54722 52433		DRAWING - AltiMatic V and V-1 AutoPilot Installation DRAWING - AltiMatic V-1 (HSI) AutoPilot Installation DRAWING - Copilot Gyro Installation (Bendix)		31-660, 31-712 to 31-7512048 incl 31-7512049 to 31-7712058 incl
-1	52594-00	D	SWITCH ASSEMBLY - Fast slave	1	31-7512049 and up
-2	52595-00	D	PLACARD - Fast slave black	1	31-7512049 and up
	48681-00	D	PLACARD - Fast slave, beige	1	31-7512049 and up
-3	82371-89		HOSE	1	31-7512049 and up
-4	454 987		CLAMP - (SAE TY E-12)	2	31-7512049 and up
-5	488 539		TEE - (1K30-8-8-4)	1	31-7512049 and up
-6	596 200		PLATE - (073-0044-01)	1	31-7512049 and up
-7	475 109		MOUNT - (J-7219-22)	4	31-7512049 to 31-7612110 incl
-8	52110-00		BRACKET - Instrument panel spacer	2	31-7512049 to 31-7612110 incl
-9	54757-02		PLATE ASSEMBLY - Power supply mount	1	31-7512069 and up
-10	43295-00		ANGLE ASSEMBLY - Computer mount, left	1	31-7512069 and up
	44137-00		ANGLE ASSEMBLY - Computer mount, right	1	31-7512069 and up
-11	454 639		SWITCH ASSEMBLY - Push type (D7271-8-5)	1	31-7512049 and up
-12	44957-00		SHELF - Altitude controller	1	
-13	52057-00		SHELF ASSEMBLY - AutoPilot equipment	1	31-660, 31-712 to 31-7512068 incl
-14	44975-00		MOUNTING ASSEMBLY - Elevator servo	1	
-15	33067-06		CABLE ASSEMBLY - Roll servo	1	
-16	42484-03		CABLE ASSEMBLY - Trim servo	1	
-17	52004-00		CABLE ASSEMBLY - Pitch servo	1	
-18	52023-00		SUPPORT ASSEMBLY - Elevator trim servo	1	
-19	80024-14		LINE ASSEMBLY - Static air	1	
-20	477 618		NUT - (AN924-4D)	1	
-21	33173-00		BOX ASSEMBLY - Reverse course datum	1	31-660, 31-712 to 31-7512048 incl
-22	43175-06		COVER ASSEMBLY - Pedestal, center	1	31-660, 31-712 to 31-900 incl
	53437-05		COVER ASSEMBLY - Pedestal, center	1	31-7300901 and up
-23	40579-00		* PLACARD - Trim control, longitudinal	1	
-24	43184-00		* PLACARD - Trim control, directional	1	
-25	43185-00		* PLACARD - Trim control, lateral	1	
-26	52274-00		BOX ASSEMBLY - Relay, NAV heading switching	1	
-27	484 144		* RELAY - (TF-154-CCC-CCC-24VDC)	1	
-28	481 141		* POTENTIOMETER - (AS3609)	1	
-29	82371-119		* HOSE - Screw mounting	2	
-30	52188-00		* CLAMP - Relay	1	
-31	26934-00		CORD ASSEMBLY - AltiMatic	1	
-32	487 775	E J	SWITCH - AutoPilot disconnect (39-2)	1	
-33	487 904	H	SWITCH - (39-1)	1	
-34	587 822		SWITCH ASSEMBLY - (S22048-0001)	1	
-35	454 277	H	CAP - (3081012)	1	
-36	33054-00	E J	PLATE - Cover	1	
-37	27214-00	E, J	NUT - AutoPilot switch	1	
-38	53611-00		SWITCH ASSEMBLY - NAV selector	1	31-7401255 to 31-7512048 incl
-39	43365-00	E J	PLACARD - Control wheel ("A/P OFF")	1	
	80291-02	B E	PLACARD - Control wheel	1	
	43362-00	E, H, J	PLACARD - Control wheel ("MIKE A/P OFF")	1	
	80291-03	B, E, H	PLACARD - Control wheel	1	
-40	33117-00		BOX ASSEMBLY - Accessory (complete)	1	31-660, 31-712 to 31-7512048 incl
-41	554 175		* CAPACITOR - (308G030JS4) Type 39D	1	
-42	484 254		* RELAY - (KA11DG) 10 AMP	1	
-43	555 451		* CONNECTOR - (DBF-25P)	1	
-44	52293-00		SWITCH ASSEMBLY - AutoPilot	1	
-45	454 656		CIRCUIT BREAKER - (PS50120-3-7) 5 amp	1	31-660 31-712 to 31-7300918 incl
	454 695		CIRCUIT BREAKER - (PS50120-3-24) 3 amp	1	31-7300919 and up
-46	454 657		CIRCUIT BREAKER - (PS50120-3-12) 10 amp	1	31-660 31-712 to 31-7300918 incl
	454 656		CIRCUIT BREAKER - (PS50120-3-7) 5 amp	1	31-7300919 and up

When ordering, always specify Part Number Description and Serial Number of Aircraft

PIPER PARTS CATALOG

Figure and Index Number	Part Number	Code	NOMENCLATURE	No. Req.	SERIAL NUMBERS AFFECTED
153-47	587 820		SWITCH ASSEMBLY - (46-1018)	1	
-48	472 827		LIGHT ASSEMBY - (162-8430-0931-502)	1	
-49	472 054		LAMP - Indicator (PS10008-330) 14 V	1	
-50	52292-03	G	HARNESSE ASSEMBLY - Copilot gyro switching, black	1	
	52292-06	G	HARNESSE ASSEMBLY - Copilot gyro switching, beige	1	
-51	487 915	G	SWITCH - (7101)	3	
-52	52318-00		HARNESSE ASSEMBLY - Circuit protector	1	
-53	52339-00		HARNESSE ASSEMBLY - Directional gyro adapter	1	31-660, 31-712 to 31-7512048 incl
-54	52025-00		BRACKET ASSEMBLY - Elevator trim servo	1	
-55	45767-00		BRACKET - Radio shelf, rear, left	1	31-660, 31-712 to 31-7512068 incl 31-7912098 and up
	45767-01		BRACKET - Radio shelf, rear, right	1	31-660, 31-712 to 31-7401220 incl
	45767-03		BRACKET - Radio shaft, rear, right	1	31-7401221 to 31-7512068 incl, 31-7912098 and up
-56	52058-00		BRACKET ASSEMBLY - Aileron servo	1	
-57	52039-00		PLATE ASSEMBLY - Cable rub strip mounting	1	
-58	47720-00		GUARD - Cable	1	31-660, 31-712 to 31-7512068 incl
-59	481 617		PULLEY - (MS20219-1)	2	
-60	52014-00		STRIP - Rub. elevator trim cable	1	
-61	52013-00		STRIP - Rub. elevator trim cable	1	
-62	52040-00		STRIP - Rub. aileron, inboard	1	
	52042-00		STRIP - Rub. aileron, outboard	1	
-63	41995-00		FITTING ASSEMBLY - Static line vent	2	
-64	40885-00	G	SPACER - Gyro mounting	1	31-660, 31-712 to 31-7512048 incl
-65	458 894		ELBOW - (AN822-4D)	1	
-66	488 316		TEE - (AN826-4D)	1	
-67	458 945		ELBOW - (1K1-4-6)	1	
-68	558 991		ELBOW - (1K1-4-8)	2	
-69	33078-02		CLAMP - Cable	4	
-70	452 015		BARREL - Turnbuckle (NAS649-B8S)	1	
-71	459 958		EYE - Turnbuckle (NAS648-BRS)	1	
-72	454 867		CLIP - Turnbuckle barrel (NAS651-16S)	4	
-73	489 873		TURNBUCKLE - (MS21251-B2S)	1	
-74	558 913		ELBOW - (1K9-4-6)	1	31-660, 31-712 to 31-7512048 incl
-75	52145-00		PLACARD - Trim warning, black	1	
	53840-00		PLACARD - Trim warning, beige	1	
-76	52320-00		PLACARD - AltiMatic V ("ON-OFF") black	1	31-660, 31-712 to 31-7512048 incl
	53841-00		PLACARD - AltiMatic V ("ON-OFF") beige	1	31-660, 31-712 to 31-7512048 incl
-77	40885-00		SPACER - Mounting, directional gyro	1	31-660, 31-712 to 31-7612110 incl
-78	40885-00		SPACER - Mounting, attitude horizon (6 degrees)	1	31-660, 31-712 to 31-7612110 incl
	40885-02		SPACER - Mounting, attitude horizon (8 degrees)	1	31-660, 31-712 to 31-7612110 incl
-79	43181-00		ANGLE ASSEMBLY - AutoPilot harness support	1	
-80	44947-00		ANGLE - Support	1	
-81	46008-00		ANGLE - Radio shelf, upper, Sta 996	1	31-660, 31-712 to 31-7401228 incl
	46008-02		ANGLE - Radio shelf, upper, Sta 296	1	31-7401299 to 31-7512068 incl
	46006-00		ANGLE - Radio shelf, upper, Sta 310	1	31-660, 31-712 to 31-7401228 incl
	46006-02		ANGLE - Radio shelf, upper, Sta 310	1	31-7401229 to 31-7512068 incl
-82	472 827		LIGHT ASSEMBLY - (162-8430-0931-502)	1	31-7512049 and up
-83	472 054		LAMP - (PS10008-330)	1	31-7512049 and up
-84	52277-00	G	BOX ASSEMBLY - Attitude gyro switching	1	
-85	484 141		RELAY - (TF-154-4C-24VDC)	1	
-86	484 211	G	RELAY - (1245-2C-24D)	1	
-87	456 758	G	DIODE - (1N4005)	2	
-88	555 409	G	CONNECTOR - (57-40240)	1	

When ordering, always specify Part Number, Description and Serial Number of Aircraft

PIPER PARTS CATALOG

Figure and Index Number	Part Number	Code	Nomenclature	No. Req.	Serial Numbers Affected
153-89	40885-00	G	SPACER - Gyro mounting (1/2" thick)	1	31-660, 31-712 to 31-7612110 inclusive
	40885-02	G	SPACER - Gyro mounting (5/8" thick)	1	31-660, 31-712 to 31-7612110 inclusive
-90	54164-00		LINE ASSEMBLY - Static air	1	
-91	54163-00		LINE ASSEMBLY - Static air	1	
-92	54165-00		SUMP ASSEMBLY - Static air	1	
-93	54167-00		ELBOW - Sump assembly	1	
-94	462 058		O-RING - (MS29512-04)	2	
-95	491 050		UNION - (AN815-4D)	1	
-96	53610-00		PLACARD - NAV selector, black	1	31-7401255 to 31-7512048 incl.
	53847-00		PLACARD - NAV selector, beige	1	31-7401255 to 31-7512048 incl.
-97	587 916	F	SWITCH ASSEMBLY - (SB4011NCM)	1	
-98	53755-08	F	BRACKET ASSEMBLY - Switch, control wheel	1	
-99	26870-00	F	BUTTON - Plug	1	
-100	477 788	F	NUT - (7C1040)	1	
-101	53768-02	F	PLACARD - Control wheel	1	
	53768-03	F,H	PLACARD - Control wheel	1	
-102	53830-00	G	HARNESSE ASSEMBLY - Directional gyro adapter	1	
-103	33093-02		HARNESSE ASSEMBLY - Flux sensor	1	31-7512049 and up
-104	33166-00	C	SWITCH ASSEMBLY - NAV Test and fast slave	1	31-7512049 and up
-105	33167-00	C	PLACARD - NAV Test and fast slave	1	31-7512049 and up
-106	52117-00		HARNESSE ASSEMBLY - Compensator	1	31-7512049 and up
-107	587 820		SWITCH - (46-101B)	1	31-7512049 and up
-108	52108-00		BRACKET ASSEMBLY - Cover	1	31-7512049 to 31-7612110 incl.
-109	52109-00		BRACKET ASSEMBLY - Support	1	31-7512049 to 31-7612110 incl.

When ordering, always specify Part Number, Description, and Serial Number of Aircraft

PIPER PARTS CATALOG

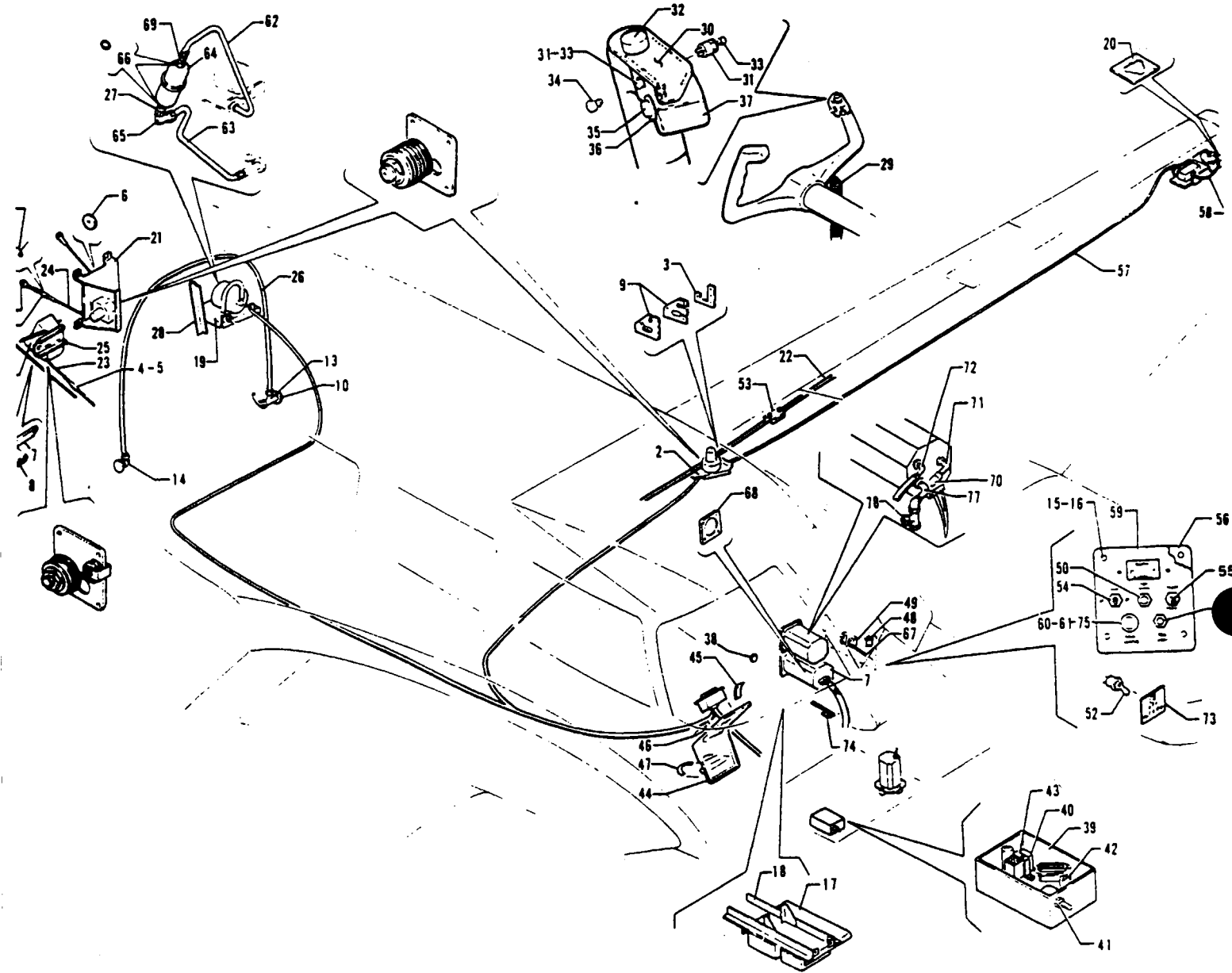


Figure 154 Flight Director/AutoPilot Installation (Bendix FCS-810)
 (Serial Nos 31-7712059 to 31-8012102 incl)
 (See Code "A")

PIPER PARTS CATALOG

CODE EXPLANATIONS FOR FIGURE 154

- A - This installation is relative only to associated Piper Aircraft Corporation parts that are used when installing Bendix FCS-810 F/D AutoPilot. All Bendix equipment and components must be procured from an approved Bendix Service facility or from Bendix Avionics Repair Services, Department 390, Post Office Box 9414, Fort Lauderdale, Florida, 33310.
- B - Used if Boom Mike is not installed.

PIPER PARTS CATALOG

Figure and Index Number	Part Number	Code	Nomenclature	No. Req.	Serial Numbers Affected
154-	55810		DRAWING - Flight Director/AutoPilot Installation		31-7712059 to 31-8012102 incl.
-1	52025-00		BRACKET ASSEMBLY - Elevator trim servo	1	
-2	52058-00		BRACKET ASSEMBLY - Aileron servo	1	
-3	52039-00		PLATE ASSEMBLY - Cable rub strip mounting	1	
-4	454 867		CLIP - Turnbuckle (NAS651-16S)	4	
-5	489 873		TURNBUCKLE - (MS21251-B2S)	1	
-6	481 617		PULLEY - (MS20219-1)	2	
-7	52014-00		STRIP - Rub, elevator trim cable	1	
-8	52013-00		STRIP - Rub, elevator trim cable	1	
-9	52040-00		STRIP - Rub, aileron, inboard	1	
	52042-00		STRIP - Rub, aileron, outboard	1	
-10	41995-00		FITTING ASSEMBLY - Static air vent	2	
-11	452 105		BARREL - Turnbuckle (NAS649-B8S)	1	
-12	459 958		EYE - Turnbuckle (NAS64B-8RS)	1	
-13	488 316		TEE - (AN826-4D)	1	
-14	458 894		ELBOW - (AN822-4D)	1	
-15	472 742		LIGHT - Post (P-65-3-CW-28) Glar-Ban	2	31-7812001 and up
-16	556 743		CONNECTOR - (5954-8ND-2)	2	31-7812001 and up
-17	54757-02		PLATE ASSEMBLY - Power supply mount	1	
-18	43295-00		ANGLE ASSEMBLY - Computer mount, left	1	
	44137-00		ANGLE ASSEMBLY - Computer mount, right	1	
-19	44957-00		SHELF - Altitude controller	1	
-20	54542-02		PLATE ASSEMBLY - Flux detector mount	1	
-21	44975-00		MOUNTING ASSEMBLY - Elevator servo	1	
-22	33067-06		CABLE ASSEMBLY - Roll servo	1	
-23	42484-03		CABLE ASSEMBLY - Trim servo (8.84" L)	1	
-24	52004-00		CABLE ASSEMBLY - Pitch servo	1	
-25	52023-00		SUPPORT ASSEMBLY - Elevator trim servo	1	
-26	80024-14		LINE ASSEMBLY - Static air	1	
-27	477 618		NUT - (AN924-4D)	1	
-28	44947-00		ANGLE - Support	1	
-29	26934-00		CORD ASSEMBLY - Control wheel	1	
-30	80668-02		PLACARD - Control wheel	1	31-7712059 to 31-7912124 incl.
	71486-02		PLACARD - Control wheel	1	31-8012001 and up
-31	487 904		SWITCH - (39-1)	2	
-32	587 822		SWITCH ASSEMBLY - (S22048-0001)	1	31-7712059 to 31-7912124 incl.
	596 717		SWITCH ASSEMBLY - Trim (200-1902-00)	1	31-8012001 and up
-33	454 277		CAP - (30B101-2)	2	
-34	26870-00	B	BUTTON - Plug	1	
-35	587 916		SWITCH ASSEMBLY - (SB4011NCM)	1	31-7712059 to 31-7912124 incl.
	588 140		SWITCH ASSEMBLY - (8N1021)	1	31-8012001 and up
-36	477 788		NUT - (7C1040)	1	31-7712059 to 31-7912124 incl.
-37	28339-02		BRACKET ASSEMBLY - Switch, control wheel	1	31-7712059 to 31-7912124 incl.
	49655-02		BRACKET ASSEMBLY - Switch, control wheel	1	31-8012001 and up
-38	453 855		BUTTON - Plug (207-170201-00)	1	
-39	52274-00		BOX ASSEMBLY - Relay, NAV heading switch	1	31-7712059 to 31-7912034 incl.
-40	484 144		* RELAY - (TF-154-CCC-CCC-24VDC)	1	31-7712059 to 31-7912034 incl.
-41	481 141		* POTENTIOMETER - (AS3609)	1	31-7712059 to 31-7912034 incl.
-42	82371-119		* HOSE - Screw mounting	1	31-7712059 to 31-7912034 incl.
-43	52188-00		* CLAMP - Relay	1	31-7712059 to 31-7912034 incl.

When ordering, always specify Part Number, Description, and Serial Number of Aircraft

PIPER PARTS CATALOG

Figure and Index Number	Part Number	Code	NOMENCLATURE	No. Req.	SERIAL NUMBERS AFFECTED
154-44	53437-05		COVER ASSEMBLY - Pedestal, center	1	
-45	40579-00		* PLACARD - Trim control, longitudinal	1	
-46	43184-00		* PLACARD - Trim control, directional	1	
-47	43185-00		* PLACARD - Trim control, lateral	1	
-48	454 639		CIRCUIT BREAKER - (D7271-8-5)	1	
-49	454 856		CIRCUIT BREAKER - (PS50120-3-7) 5 amp	2	
-50	587 849		SWITCH - Fast slave (30-1)	1	
-51	587 820		SWITCH ASSEMBLY - (46-101B)	1	31-7712059 to 31-7912034 incl.
-52	52293-00		SWITCH ASSEMBLY - FD/AP	1	31-7712059 to 31-7912034 incl
-53	33078-02		CLAMP - Cable	4	
-54	587 943		SWITCH - Slew (SFISHX191)	1	
-55	587 888		SWITCH - Slaving (7201)	1	
-56	28303-02		PANEL - Function switch	1	31-7712059 to 31-7712103 incl
	49424-02		PANEL - Function switch	1	31-7812001 to 31-7912034 incl
	71024-02		PANEL - Function switch	1	31-7912035 and up
-57	52117-00		HARNESS ASSEMBLY - Compensator	1	
-58	33093-02		HARNESS ASSEMBLY - Flux sensor	1	
-59	80520-02		PLACARD - Switch panel	1	31-7712059 to 31-7712103 incl
	80624-02		PLACARD - Switch panel	1	31-7812001 to 31-7912034 incl
	71025-02		PLACARD - Switch panel	1	31-7912035 and up
-60	472 827		LIGHT ASSEMBLY - (182-8430-0931-502)	1	31-7712059 to 31-7712103 incl
-61	472 054		LAMP - Indicator (PS10008-330) 14 volt	1	31-7712059 to 31-7712103 incl
-62	54164-00		LINE ASSEMBLY - Static air	1	
-63	54163-00		LINE ASSEMBLY - Static air	1	
-64	54165-00		SUMP ASSEMBLY - Static air	1	
-65	54167-00		ELBOW - Sump assembly	1	
-66	462 058		RING - "O" (MS29512-04)	2	
-67	52318-00		HARNESS ASSEMBLY - Circuit breaker	1	
-68	596 200		PLATE - Mooring (073-0044-01)	1	31-7712059 to 31-7912034 incl
	57279-02		PLATE - Mounting	1	31-7912035 and up
-69	491 050		UNION - (AN815-4D)	1	
-70	82371-89		HOSE - Air	1	
-71	558 992		ELBOW - (1K9-4-8)	2	31-7712059 to 31-7912012 incl
	558 992		ELBOW - (1K9-4-8)	1	31-7912013 and up
-72	451 881		ELBOW - (1K10-2-4)	1	31-7712059 to 31-7912012 incl
-73	80537-02		PLACARD - FD/AP ("ON-OFF"), black	1	31-7712059 to 31-7912034 incl
	80537-03		PLACARD - FD/AP ("ON-OFF"), beige	1	31-7712059 to 31-7912034 incl
-74	43181-00		ANGLE ASSEMBLY - Autopilot harness support	1	
-75	587 820		SWITCH ASSEMBLY - (46-101B)	1	31-7912035 and up
-76	487 915		SWITCH ASSEMBLY - (7101) FD/AP	1	31-7912035 and up
-77	558 991		ELBOW - Air inlet (1K1-4-8)	1	31-7912013 and up
-78	488 539		TEE - (1K30-8-8-4)	1	31-7912013 and up

When ordering, always specify Part Number, Description and Serial Number of Aircraft

PIPER PARTS CATALOG

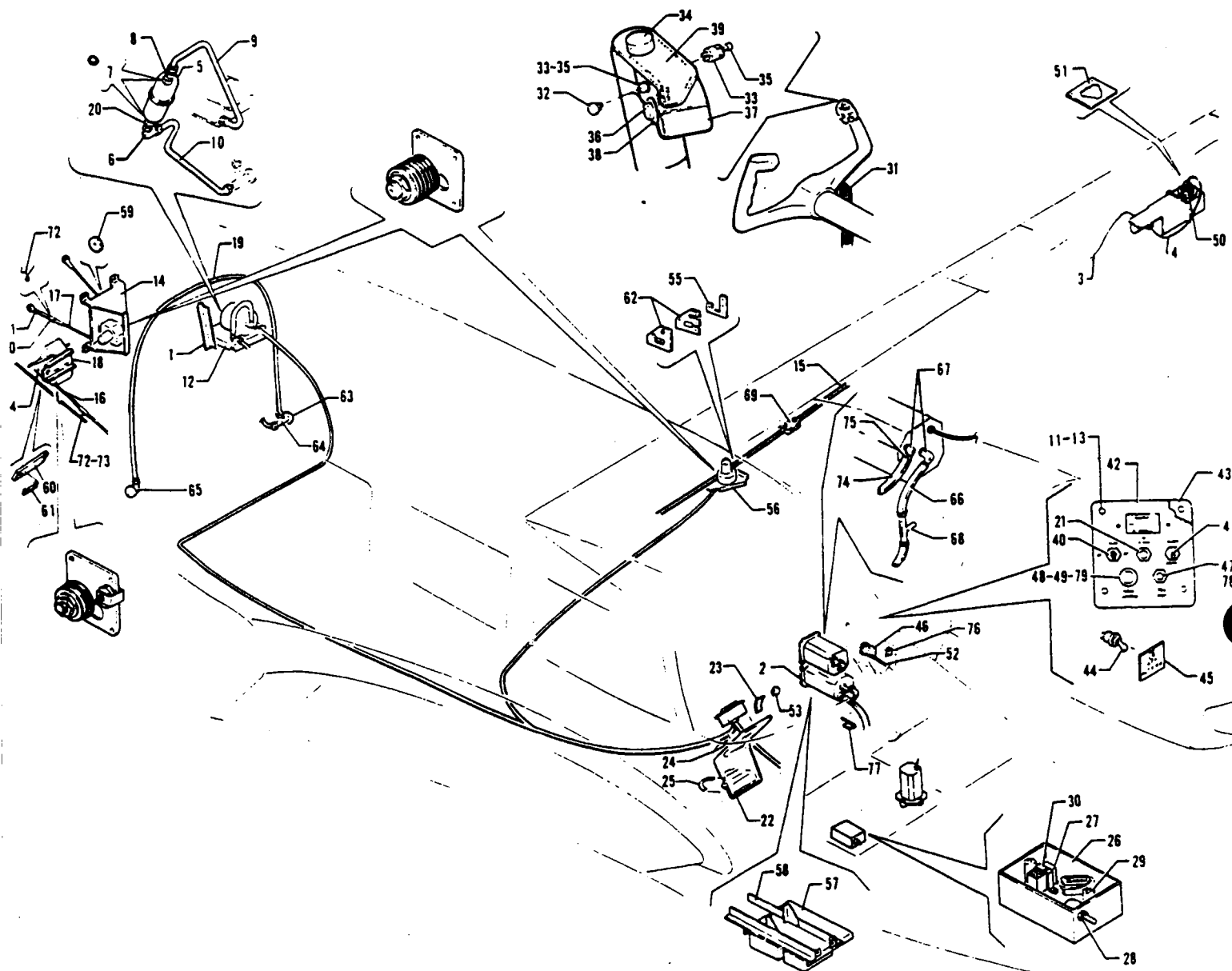


Figure 155 AutoPilot Installation (Bendix FCS-810)
 (Serial Nos 31-7712059 to 31-8012102 incl)
 (See Code "A")

PIPER PARTS CATALOG

CODE EXPLANATIONS FOR FIGURE 155

- A - This installation is relative only to associated Piper Aircraft Corporation parts that are used when installing Bendix FCS-810 AutoPilot. All Bendix equipment and components must be procured from an approved Bendix Service facility or from Bendix Avionics Repair Services Department 390 Post Office Box 9414, Fort Lauderdale, Florida, 33310
- B - Used if boom mike is not installed

PIPER PARTS CATALOG

Figure and Index Number	Part Number	Code	Nomenclature	No. Req.	Serial Numbers Affected
155-	55811		DRAWING - AutoPilot Installation		31-7712059 to 31-8012102 incl.
-1	44947-00		ANGLE - Support	1	
-2	596 200		PLATE - Mooring (073-0044-01)	1	31-7712059 to 31-7912034 incl.
-3	52117-00		HARNESSE ASSEMBLY - Compensator	1	
-4	33093-02		HARNESSE ASSEMBLY - Flux sensor	1	
-5	54185-00		SUMP ASSEMBLY - Static air	1	
-6	54167-00		ELBOW - Sump assembly	1	
-7	462 058		O-RING - (MS29512-04)	2	
-8	491 050		UNION - (AN815-4D)	1	
-9	54164-00		LINE ASSEMBLY - Static air	1	
-10	54163-00		LINE ASSEMBLY - Static air	1	
-11	472 742		LIGHT - Post (P-65-3-CW-28) Glar-Ban	2	31-7812001 and up
-12	44957-00		SHELF - Altitude controller	1	
-13	556 743		CONNECTOR - (5954-8ND-2)	2	31-7812001 and up
-14	44975-00		MOUNTING ASSEMBLY - Elevator servo	1	
-15	33067-06		CABLE ASSEMBLY - Roll servo	1	
-16	42484-03		CABLE ASSEMBLY - Trim servo	1	
-17	52004-00		CABLE ASSEMBLY - Pitch servo	1	
-18	52023-00		SUPPORT ASSEMBLY - Elevator trim servo	1	
-19	80024-14		LINE ASSEMBLY - Static air	1	
-20	477 618		NUT - (AN924-4D)	1	
-21	587 849		SWITCH - Fast slave (30-1)	1	
-22	53437-05		COVER ASSEMBLY - Pedestal, center	1	
-23	40579-00		* PLACARD - Trim control, longitudinal	1	
-24	43184-00		* PLACARD - Trim control, directional	1	
-25	43185-00		* PLACARD - Trim control, lateral	1	
-26	52274-00		BOX ASSEMBLY - Relay, Nav heading switching	1	31-7712059 to 31-7912034 incl.
-27	484 144		* RELAY - (TF-154-CCC-CCC-24VDC)	1	31-7712059 to 31-7912034 incl.
-28	481 141		* POTENTIOMETER - (AS3609)	1	31-7712059 to 31-7912034 incl.
-29	82371-119		* HOSE - Screw mounting	2	31-7712059 to 31-7912034 incl.
-30	52188-00		* CLAMP - Relay	1	31-7712059 to 31-7912034 incl.
-31	26934-00		CORD ASSEMBLY - AltiMatic	1	
-32	26780-00	B	BUTTON- Plug	1	
-33	487 904		SWITCH - (39-1)	2	
-34	587 822		SWITCH ASSEMBLY - (S22048-0001)	1	31-7712059 to 31-7912124 incl.
	596 717		SWITCH ASSEMBLY - Trim (200-1902-00)	1	31-8012001 and up
-35	454 277		CAP - (30B1012)	2	
-36	587 916		SWITCH ASSEMBLY - (SB4011NCM)	1	31-7712059 to 31-7912124 incl.
	588 140		SWITCH ASSEMBLY - (8N1021)	1	31-8012001 and up
-37	28339-02		BRACKET ASSEMBLY - Switch, control wheel	1	31-7712059 to 31-7912124 incl.
	49655-02		BRACKET ASSEMBLY - Switch, control wheel	1	31-8012001 and up
-38	477 788		NUT - (7C1040)	1	31-7712059 to 31-7912124 incl.
-39	80668-02		PLACARD - Control wheel	1	31-7712059 to 31-7912124 incl.
	71486-02		PLACARD - Control wheel	1	31-8012001 and up
-40	587 943		SWITCH - Slew (SFISHX191)	1	
-41	587 888		SWITCH - Slaving (7201)	1	
-42	80520-02		PLACARD - Switch panel	1	31-7712059 to 31-7712103 incl.
	80624-02		PLACARD - Switch panel	1	31-7812001 to 31-7912034 incl.
	71026-02		PLACARD - Switch panel	1	31-7912035 and up
-43	28303-02		PANEL - Function switch	1	31-7712059 to 31-7712103 incl.
	49424-02		PANEL-Function switch	1	31-7812001 to 31-7912034 incl.
	71024-02		PANEL - Function switch	1	31-7912035 and up
-44	52293-00		SWITCH ASSEMBLY - Autopilot	1	31-7712059 to 31-7912034 incl.
-45	80538-02		PLACARD - Autopilot ("ON-OFF"), black	1	31-7712059 to 31-7912034 incl.
	80538-03		PLACARD - Autopilot ("ON-OFF"), beige	1	31-7712059 to 31-7912034 incl.

When ordering, always specify Part Number, Description, and Serial Number of Aircraft

PIPER PARTS CATALOG

Figure and Index Number	Part Number	Code	NOMENCLATURE	No Req.	SERIAL NUMBERS AFFECTED
155-46	454 656		CIRCUIT BREAKER - (PS50120-3-7) 5 amp	2	
-47	587 820		SWITCH ASSEMBLY - (46-101B)	1	31-7712059 to 31-7912034 incl
-48	472 827		LIGHT ASSEMBLY - (162-8430-0931-502)	1	31-7712059 to 31-7712103 incl
-49	472 054		LAMP - Indicator (PS10008-330) 14-volt	1	31-7712059 to 31-7712103 incl
-50	47831-03		PLATE ASSEMBLY - Flux sensor mounting	1	
-51	54542-02		PLATE ASSEMBLY - Flux sensor mounting	1	
-52	52318-00		HARNESS ASSEMBLY - Circuit-breaker	1	
-53	453 855		BUTTON - Plug (207-170201-00)	1	
-54	52025-00		BRACKET ASSEMBLY - Elevator trim servo	1	
-55	52039-00		PLATE ASSEMBLY - Cable rub strip mounting	1	
-56	52058-00		BRACKET ASSEMBLY - Aileron servo	1	
-57	54757-02		PLATE ASSEMBLY - Power supply mount	1	
-58	43295-00		ANGLE ASSEMBLY - Computer mount, left	1	
	44137-00		ANGLE ASSEMBLY - Computer mount, right	1	
-59	481 617		PULLEY - (MS20219-1)	2	
-60	52014-00		STRIP - Rub. elevator trim cable	1	
-61	52013-00		STRIP - Rub. elevator trim cable	1	
-62	52040-00		STRIP - Rub. aileron, inboard	1	
	52042-00		STRIP - Rub. aileron, outboard	1	
-63	41995-00		FITTING ASSEMBLY - Static line vent	2	
-64	488 316		TEE - (AN826-4D)	1	
-65	458 894		ELBOW - (AN822-4D)	1	
-66	61541-45		HOSE	1	
-67	558 992		ELBOW - (1K9-4-8)	2	
-68	488 539		TEE - (1K30-8-8-4)	1	
-69	33078-02		CLAMP - Cable	4	
-70	452 015		BARREL - Turnbuckle (NAS649-88S)	1	
-71	459 958		EYE - Turnbuckle (NAS648-8RS)	1	
-72	454 867		CLIP - Turnbuckle barrel (NAS651-16S)	4	
-73	489 873		TURNBUCKLE - (MS21251-B2S)	1	
-74	82371-89		HOSE	1	
-75	454 987		CLAMP - (SAE TY E-12)	2	
-76	454 639		CIRCUIT BREAKER - Push type (D7271-8-5)	1	
-77	43181-00		ANGLE ASSEMBLY - Autopilot harness support	1	
-78	487 915		SWITCH ASSEMBLY - Autopilot (7101)	1	31-7912035 and up
-79	587 820		SWITCH ASSEMBLY - (46-101B)	1	31-7912035 and up

When ordering, always specify Part Number, Description and Serial Number of Aircraft

PIPER PARTS CATALOG

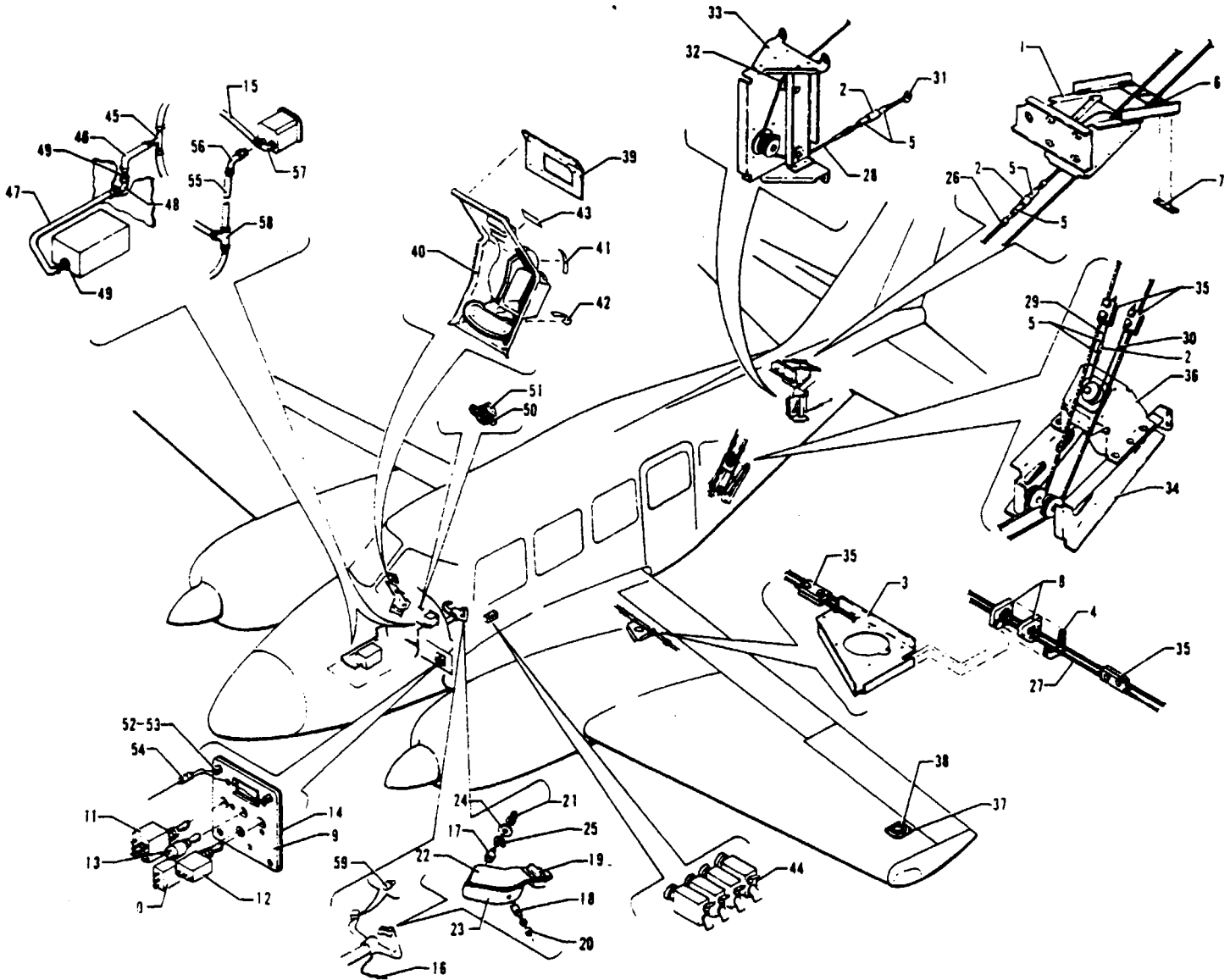


Figure 155A Bendix FCS-870 Autopilot and F/D Autopilot Installation
(Serial Numbers 31-8112001 and up)
(See Code "A")

PIPER PARTS CATALOG

CODE EXPLANATIONS FOR FIGURE 155A

- A - This installation is relative only to associated Piper Aircraft Corporation parts that are used when installing Bendix FCS-870 F/D Autopilot. All Bendix equipment and components must be procured from an approved Bendix service facility or from Bendix Avionics Repair Services, Department 390, Post Office Box 9414, Fort Lauderdale, Florida, 33310.
- B - Used if yaw damper is installed.
- C - Used if F/D Autopilot is installed
- D - Used if autopilot only is installed

PIPER PARTS CATALOG

Figure and Index Number	Part Number	Code	NOMENCLATURE	No. Req.	SERIAL NUMBERS AFFECTED
155A-	71820		DRAWING - Flight Director/Autopilot Installation (Bendix FCS-870)		
-1	71854-02		BRACKET ASSEMBLY - Elevator trim servo	1	
-2	489 873		TURNBUCKLE - (MS21251-B2S)	3	
-3	52058-02		BRACKET - Aileron servo	1	
-4	52039-00		PLATE ASSEMBLY - Cable rub strip mounting	1	
-5	454 867		CLIP - Turnbuckle barrel (NAS651-16S)	6	
-6	52014-00		STRIP - Rub, elevator trim cable	1	
-7	52013-00		STRIP - Rub, elevator trim cable	1	
-8	52040-00		STRIP - Rub, aileron servo cable, inboard	1	
	52042-00		STRIP - Rub, aileron servo cable, outboard	1	
-9	74023-02		PANEL - Function switch	1	
-10	487 915		SWITCH - AP "On-Off" (7101)	1	
-11	587 888		SWITCH - Slaving (7201)	1	
-12	587 943		SWITCH - Stew (SFISHX191)	1	
-13	587 849		SWITCH - Fast slave (30-1)	1	
-14	74022-02	C	PLACARD - Switch panel	1	
	74020-02	D	PLACARD - Switch panel	1	
-15	82371-89		HOSE - Flexible	1	
-16	71534-04		CORD - Control wheel	1	
-17	587 985		SWITCH - A/P disconnect (8N3021)	1	
-18	487 904		SWITCH - "Sync" (39-1)	1	
-19	596 717		SWITCH - Trim (200-1902-00)	1	
-20	454 277		CAP - (30B1012)	1	
-21	553 686		BUTTON - Cap (8Z0082)	1	
-22	80669-02		PLACARD - Control wheel	1	
-23	49655-02		BRACKET ASSEMBLY - Switch, control wheel	1	
-24	15660-02		ADAPTER - A/P disconnect switch, external	1	
-25	15661-02		ADAPTER - A/P disconnect switch, internal	1	
-26	71853-02		CABLE ASSEMBLY - Elevator trim servo	1	
-27	33067-06		CABLE ASSEMBLY - Aileron servo	1	
-28	52004-00		CABLE ASSEMBLY - Elevator servo	1	
-29	71833-03	B	CABLE ASSEMBLY - Rudder servo (4 75 L.)	1	
-30	71833-02	B	CABLE ASSEMBLY - Rudder servo (49 75 L.)	1	
-31	459 958		EYE - Turnbuckle (NAS 648-8RS)	1	
-32	481 617		PULLEY - (MS20219-1)	2	
-33	44975-05		MOUNTING ASSEMBLY - Elevator servo	1	
-34	49790-03	B	BRACKET - Rudder servo, inboard	1	
	49789-03	B	BRACKET - Rudder servo, outboard	1	
-35	33078-02		CLAMP - Cable	8	
-36	71839-04	B	BRACKET - Rudder servo mounting	1	
-37	54542-02		PLATE ASSEMBLY - Flux detector mounting	1	
-38	47831-00		PLATE ASSEMBLY - Flux detector mounting	1	
-39	74012-02	B	BRACKET ASSEMBLY - Flight controller mounting	1	
	74012-04		BRACKET ASSEMBLY - Flight controller mounting	1	
-40	53437-06		COVER ASSEMBLY - Pedestal, center	1	
-41	40579-00		* PLACARD - Trim control, longitudinal	1	
-42	43184-00		* PLACARD - Trim control, directional	1	
-43	43185-00		* PLACARD - Trim control, lateral	1	
-44	454 695		CIRCUIT PROTECTOR - (PS50120-3-24) 3 AMP	3	
	454 657		CIRCUIT PROTECTOR - (PS50120-3-12) 10 AMP	1	
-45	16632-00		TEE ASSEMBLY - Static air	1	
-46	49998-43		HOSE - Flexible	1	

When ordering, always specify Part Number, Description and Serial Number of Aircraft

PIPER PARTS CATALOG

Figure and Index Number	Part Number	Code	Nomenclature	No. Req.	Serial Numbers Affected
155A-47	17766-109		HOSE - Flexible	1	
-48	458 900		ELBOW - (AN833-4D)	1	
	407 568		WASHER - (AN960-716)	1	
	477 618		NUT- (AN924-4D)	1	
-49	17881-06		LINE ASSEMBLY - Static air	1	
-50	597 583		BRACKET - Trim warning horn (047-3748-01)	1	
-51	565 367		HORN - Trim warning (SC628)	1	
-52	472 829		LIGHT - Post (20-0121-15-B-24) Grimes	2	
-53	472 028		* BULB - (PS10008-327)	1	
-54	556 743		CONNECTOR - Post light	2	
-55	61541-45		HOSE - Flexible	1	
-56	558 991		ELBOW - Air inlet (1K1-4-8)	1	
-57	558 992		ELBOW - Air outlet (1K9-4-8)	1	
-58	588 385		TEE - (1K30-8-8-4)	1	
-59	487 904		SWITCH - Transponder remote ident (39-1)	1	

When ordering, always specify Part Number, Description, and Serial Number of Aircraft

PIPER PARTS CATALOG

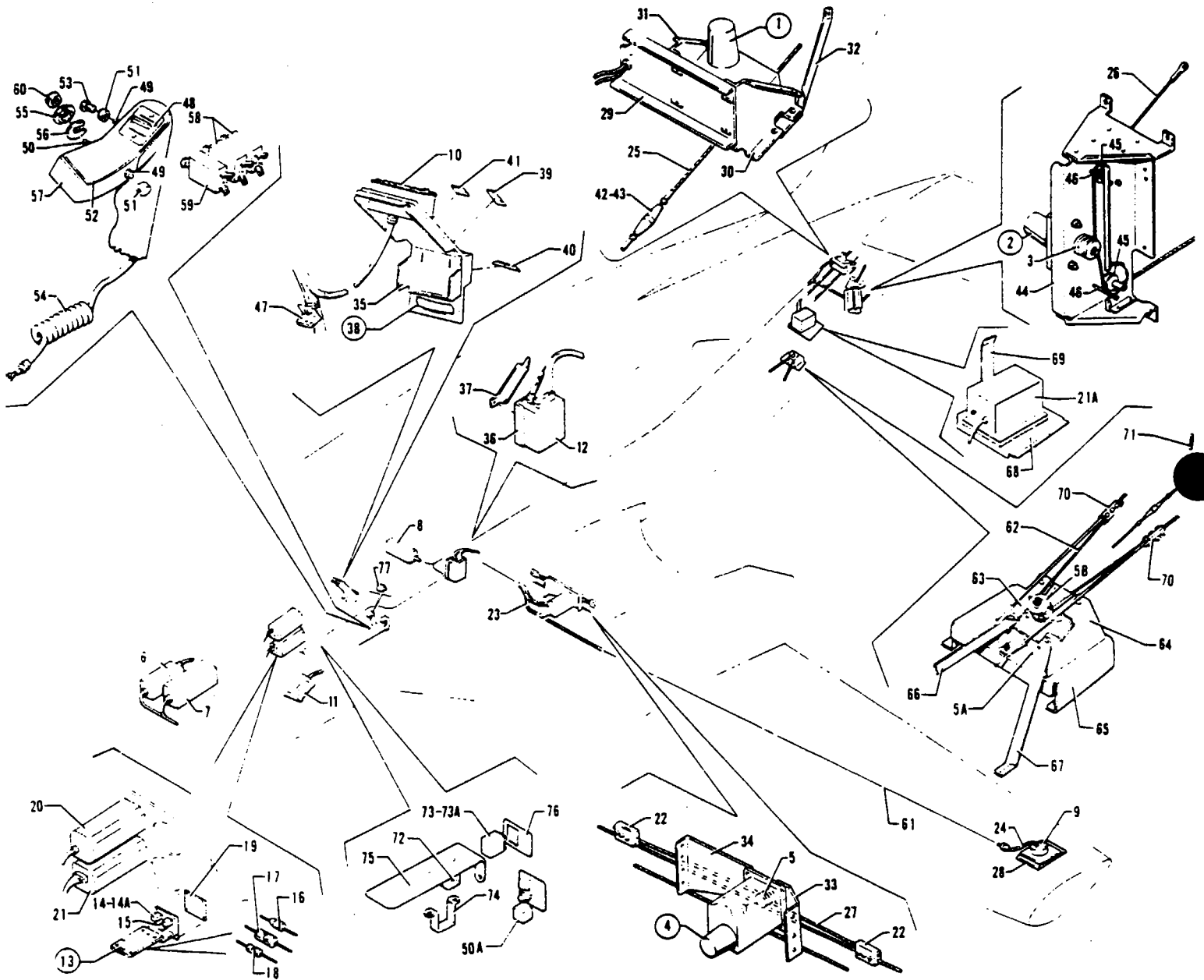


Figure 156 AltiMatic X F/D AutoPilot Installation
(Serial Nos 31-7812001 to 31-8112077 incl)

PIPER PARTS CATALOG

CODE EXPLANATIONS FOR FIGURE 156

- A - Used on PA-31-310 Models only
- B - Used on PA-31-325 Models only
- C - Used if Cross-Pointer Director Horizon is installed
- D - Used if V-Bar Director Horizon is installed
- E - Used if RMI is not installed
- F - Used if RMI is installed
- G - Used if Boom Mike is not installed
- H - Used if Yaw Damper is installed

PIPER PARTS CATALOG

Figure and Index Number	Part Number	Code	Nomenclature	No. Req.	Serial Numbers Affected
156-	49411		DRAWING - Altimatec X F/D AutoPilot Installation		31-7812001 to 31-8112077 incl.
	54546		DRAWING - Yaw Damper System Installation		31-7812001 to 31-7812055 incl.
	49516		DRAWING - Yaw Damper System Installation		31-7812056 to 31-8112077 incl.
-1	762 229		SERVO ASSEMBLY - Trim (1C469-6-483)	1	
-2	762 230	A	SERVO ASSEMBLY - Pitch (1C470-1-483P)	1	
	762 218	B	SERVO ASSEMBLY - Pitch (1C470-1-498P)	1	
-3	757 579		* SET SCREW - Capstan (3S326)	1	
-4	762 231		SERVO ASSEMBLY - Roll (1C465-1-483R)	1	
-5	757 579		* SET SCREW - Capstan (3S326)	1	
-5a	762 220	H	SERVO ASSEMBLY - Rudder (1C465-1-491Y)	1	
-5b	757 579		* SET SCREW - Capstan (3S326)	1	
-6	751 340		AMPLIFIER - Trim (1C709-6)	1	
-7	596 822	C	AMPLIFIER - Computer (1D496-12404)	1	
	596 821	D	AMPLIFIER - Computer (1D496-12102)	1	
-8	597 618	E	AMPLIFIER - Gyro slaving (1C714)	1	
	751 348	F	AMPLIFIER - Gyro slaving (1C722)	1	31-7812001 to 31-8012102 incl.
	598 007	F	AMPLIFIER - Gyro slaving (1D755)	1	31-8112001 and up
-9	456 554		FLUX DETECTOR - Magnetic (1B495)	1	
-10	596 928		PROGRAMMER - Flight (1C497-10)	1	
-11	596 929		BOX - Relay (1B544)	1	
-12	596 930		COUPLER - System (1C543-1)	1	
-13	71080-03	E	PANEL ASSEMBLY - Function switch (complete)	1	
	71080-05	F	PANEL ASSEMBLY - Function switch (complete)	1	31-8012030 and up
-14	587 967		* SWITCH - (SC2CXL191-96)	2	
-14a	758 569		* * BULB - (AT602-L, 28V)	1	
-15	587 994	E	* SWITCH - Gyro slaving (7303)	1	
	487 915	F	* SWITCH - Gyro slaving (7101)	1	31-8012030 and up
-16	456 758		* DIODE - (IN4005)	4	
-17	484 427		* RESISTOR - (4785) 68 ohm	2	
-18	484 545		* RESISTOR - (4580) 50 ohm	2	
-19	80623-02	E	* PLACARD - Function switch panel	1	
	71650-02	F	* PLACARD - Function switch panel	1	31-8012030 and up
-20	596 758	C	INDICATOR - Director horizon (52D177)	1	
	596 754	D	INDICATOR - Director horizon (52C77-2)	1	
-21	596 756		INDICATOR - Horizontal situation display (NSD-360A(26)52D137- 1333)	1	
-21a	753 228		YAW DAMPER - (1C651-3)	1	
-22	758 082		CLAMP - Bridle (42A184-1)	2	
-23	54461-02		HARNES ASSEMBLY - Gyro slaving	1	
-24	54558-02		HARNES ASSEMBLY - Flux sensor	1	
-25	42484-03		CABLE ASSEMBLY - Elevator trim	1	
-26	54569-02		CABLE ASSEMBLY - Bridle, pitch servo	1	
-27	54567-03		CABLE ASSEMBLY - Bridle, roll servo	1	
-28	54541-02		PLATE ASSEMBLY - Flux detector	1	
-29	52023-00		PLATE ASSEMBLY - Elevator trim servo	1	
-30	54446-02		BRACKET - Elevator trim servo, right	1	
-31	54530-02		BRACKET - Elevator trim servo, left	1	
-32	54447-02		BRACKET - Elevator trim servo	1	
-33	54458-02		BRACKET - Aeron servo	1	
-34	54457-02		BRACKET - Aileron servo	1	
-35	49401-02		BRACKET ASSEMBLY - Mounting, flight programmer	1	
-36	49409-02		BRACKET - System coupler	1	
-37	49414-02		BRACKET - System coupler	1	
-38	53437-06		COVER ASSEMBLY - Pedestal, center	1	
-39	40579-00		* PLACARD - Trim control, longitudinal	1	
-40	43184-00		* PLACARD - Trim control, directional	1	

When ordering, always specify Part Number, Description, and Serial Number of Aircraft

PIPER PARTS CATALOG

Figure and Index Number	Part Number	Code	Nomenclature	No. Req.	Serial Numbers Affected
156-41	43185-00		* PLACARD - Trim control, lateral	1	
-42	454 867		CLIP - Turnbuckle (NAS651-16S)	2	
-43	489 873		TURNBUCKLE - (MS21251-B2S)	1	
-44	44975-02		BRACKET ASSEMBLY - Servo mounting	1	
-45	481 617		PULLEY - Pitch servo (MS20219-1)	2	
-46	424 522		PIN - (NAS427K-27)	2	
-47	43181-00		ANGLE ASSEMBLY - Autopilot harness support	1	
-48	587 950		SWITCH - (1C670-2)	1	
-49	487 904		SWITCH - (39-1)	2	
-50	587 985		SWITCH - (8N3021)	1	31-7812001 to 31-8012080 incl.
	688 148		SWITCH - (MPA-306F)	1	31-8012081 and up
-50a	762 222		SWITCH - Yaw damper, on-off (40B74-1)	1	31-7812001 to 31-7812055 incl.
-51	454 277		CAP - (30B1012)	2	
-52	80669-02	H	PLACARD - Control wheel	1	
-53	26870-00	G	BUTTON - Plug	1	
-54	49568-04		CORD ASSEMBLY - Control wheel	1	
-55	15660-02		ADAPTER - Trim switch	1	
-56	15661-02		ADAPTER - Trim switch	1	
-57	28339-03		BRACKET ASSEMBLY - Control wheel	1	
-58	454 656		CIRCUIT BREAKER - (PS50120-3-7)	2	
-59	454 639		CIRCUIT BREAKER - (D7271-8-5)	1	
-60	553 600		CAP - Switch (8Z0083)	1	
-61	52117-00		HARNESS ASSEMBLY - Flux detector	1	31-7812001 to 31-8012102 incl.
	71864-02		HARNESS ASSEMBLY - Flux detector	1	31-8112001 and up
-62	54567-02		CABLE ASSEMBLY - Bridle, rudder servo	1	
-63	54451-02		BRACKET - Rudder servo	1	
-64	54453-02		BRACKET - Rudder servo	1	
-65	54449-02		BRACKET - Rudder servo	1	
-66	54454-02		BRACKET - Rudder servo	1	
-67	54455-02		BRACKET - Rudder servo	1	
-68	54531-02		BRACKET - Yaw damper	1	
-69	54529-02		BRACKET - Yaw damper	1	
-70	757 863		CLAMP - Rudder bridle cable (42A173-1)	2	
-71	762 221		SPRING - (41A134)	2	
-72	484 085		RELAY - Impulse (KUR11D11)	1	31-7812056 and up
-73	49527-02		SWITCH ASSEMBLY - Yaw damper, on-off	1	31-7812056 and up
-73a	758 569		* BULB - (AT602-L, 28V)	1	
-74	49529-02		CLAMP ASSEMBLY - Relay mounting	1	31-7812056 and up
-75	49528-02		BRACKET - Relay mounting	1	31-7812056 and up
-76	80642-02		PLACARD - Yaw damper	1	31-7812056 and up
-77	487 904		SWITCH - Transponder remote ident (39-1)	1	31-8112001 and up

When ordering, always specify Part Number, Description, and Serial Number of Aircraft

PIPER PARTS CATALOG

GRIDS 4F22 THRU 4F24
INTENTIONALLY LEFT BLANK

PIPER PARTS CATALOG

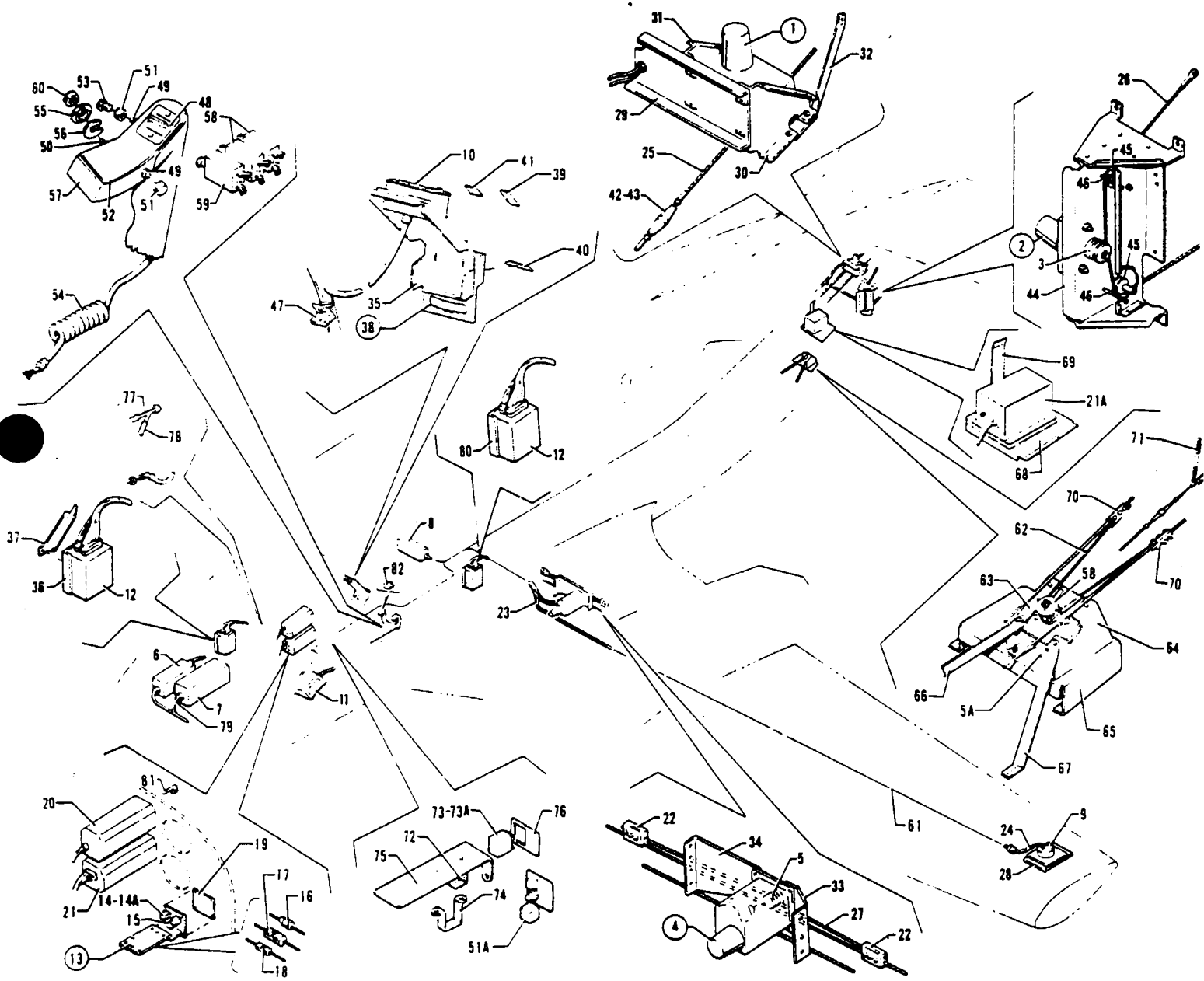


Figure 157 AltiMatic X AutoPilot Installation
(Serial Nos 31-7812001 to 31-8112077 incl)

PIPER PARTS CATALOG

CODE EXPLANATIONS FOR FIGURE 157

- A - Used on PA-31-310 Models only
- B - Used on PA-31-325 Models only
- C - Used if RMI is not installed
- D - Used if RMI is installed
- E - Used if Boom Mike is not installed
- F - Used if Yaw Damper System is installed

PIPER PARTS CATALOG

Figure and Index Number	Part Number	Code	Nomenclature	No. Req.	Serial Numbers Affected
157-	49410 54546 49516		DRAWING - AltMatic X AutoPilot Installation DRAWING - Yaw Damper System Installation DRAWING - Yaw Damper System Installation		31-7812001 to 31-8112077 incl. 31-7812001 to 31-7812055 incl. 31-7812056 to 31-8112077 incl.
-1	762 229		SERVO ASSEMBLY - Trim (1C469-6-483)	1	
-2	762 230	A	SERVO ASSEMBLY - Pitch (1C470-1-483P)	1	
	762 218	B	SERVO ASSEMBLY - Pitch (1C470-1-498P)	1	
-3	757 579		* SET SCREW - Capstan (3S326)	1	
-4	762 231		SERVO ASSEMBLY - Roll (1C465-1-483R)	1	
-5	757 579		* SET SCREW - Capstan (3S326)	1	
-5a	762 220	F	SERVO ASSEMBLY - Rudder (1C465-1-491Y)	1	
-5b	757 579		* SET SCREW - Capstan (3S326)	1	
-6	751 340		AMPLIFIER - Trim (1C709-6)	1	
-7	596 822		AMPLIFIER - Computer (1D496-12404)	1	
-8	597 618	C	AMPLIFIER - Gyro slaving (1C714)	1	
	751 348	D	AMPLIFIER - Gyro slaving (1C722)	1	31-7812001 to 31-8012102 incl.
	598 007	D	AMPLIFIER - Gyro slaving (1D755)	1	31-8112001 and up
-9	456 554		FLUX DETECTOR - Magnetic (1B495)	1	
-10	596 928		PROGRAMMER - Flight (1C497-10)	1	
-11	596 929		BOX - Relay (1B544)	1	
-12	596 930		COUPLER - System (1C543-1)	1	
-13	71080-02	C	PANEL ASSEMBLY - Function switch (complete)	1	
	71080-04	D	PANEL ASSEMBLY - Function switch (complete)	1	31-8012030 and up
-14	587 967		* SWITCH - (SC2CXL191-96)	2	
-14a	758 569		* * BULB - (AT602-L, 28V)	1	
-15	587 994	C	* SWITCH - Gyro slaving (7303)	1	
	487 915	D	* SWITCH - Gyro slaving (7101)	1	31-8012030 and up
-16	456 758		* DIODE - (IN4005)	4	
-17	484 427		* RESISTOR - (4785) 68 ohm	2	
-18	484 545		* RESISTOR - (4580) 50 ohm	2	
-19	80622-02	C	* PLACARD - Function switch panel	1	
	71651-02	D	* PLACARD - Function switch panel	1	31-8012030 and up
-20	596 960		INDICATOR - Artificial horizon (52D167M)	1	
-21	596 756		INDICATOR - Horizontal situation display (NSD-360A(26)52D137-1333)	1	
-21a	753 228		YAW DAMPER - (1C651-3)	1	
-22	758 082		CLAMP - Bridle (42A184-1)	2	
-23	54461-02	C	HARNESS ASSEMBLY - Gyro slaving	1	
	71020-02	D	HARNESS ASSEMBLY - Gyro slaving	1	31-8012030 and up
-24	54558-02		HARNESS ASSEMBLY - Flux sensor	1	
-25	42484-03		CABLE ASSEMBLY - Elevator trim	1	
-26	54569-02		CABLE ASSEMBLY - Bridle, pitch servo	1	
-27	54567-03		CABLE ASSEMBLY - Bridle, roll servo	1	
-28	54541-02		PLATE ASSEMBLY - Flux detector	1	
-29	52023-00		PLATE ASSEMBLY - Elevator trim servo	1	
-30	54446-02		BRACKET - Elevator trim servo, right	1	
-31	54530-02		BRACKET - Elevator trim servo, left	1	
-32	54447-02		BRACKET - Elevator trim servo	1	
-33	54458-02		BRACKET - Aileron servo	1	
-34	54457-02		BRACKET - Aileron servo	1	
-35	49401-02		BRACKET ASSEMBLY - Mounting, flight programmer	1	
-36	49409-02		BRACKET - System coupler	1	31-7812001 to 31-7912048 incl.
-37	49414-02		BRACKET - System coupler	1	31-7812001 to 31-7912048 incl.
-38	53437-06		COVER ASSEMBLY - Pedestal, center	1	
-39	40579-00		* PLACARD - Trim control, longitudinal	1	
-40	43184-00		* PLACARD - Trim control, directional	1	
-41	43185-00		* PLACARD - Trim control, lateral	1	

When ordering, always specify Part Number, Description, and Serial Number of Aircraft

PIPER PARTS CATALOG

Figure and Index Number	Part Number	Code	Nomenclature	No. Req.	Serial Numbers Affected
157-42	454 867		CLIP - Turnbuckle (NAS651-16S)	2	
-43	489 873		TURNBUCKLE - (MS21251-B2S)	1	
-44	44975-02		BRACKET ASSEMBLY - Servo mounting	1	
-45	481 617		PULLEY - Pitch servo (MS20219-1)	2	
-46	424 522		PIN - (NAS427K-27)	2	
-47	43181-00		ANGLE ASSEMBLY - Autopilot harness support	1	
-48	587 950		SWITCH - (1C670-2)	1	
-49	487 904		SWITCH - (39-1)	2	
-50	587 985		SWITCH - (8N3021)	1	31-7812001 to 31-8012080 incl.
	688 148		SWITCH - (MPA-306F)	1	31-8012081 and up
-51	454 277		CAP - (30B1012)	2	
-51a	762 222		SWITCH - Yaw damper, on-off (40B74-1)	1	31-7812001 to 31-7812055 incl
-52	80669-02		PLACARD - Control wheel	1	
-53	26870-00	E	BUTTON - Plug	1	
-54	49568-04		CORD ASSEMBLY - Control wheel	1	
-55	15660-02		ADAPTER - Trim switch	1	
-56	15661-02		ADAPTER - Trim switch	1	
-57	28339-03		BRACKET ASSEMBLY - Control wheel	1	
-58	454 656		CIRCUIT BREAKER - (PS50120-3-7)	2	
-59	454 639		CIRCUIT BREAKER - (D7271-8-5)	1	
-60	553 600		CAP - Switch (8Z0083)	1	
-61	52117-00		HARNESS ASSEMBLY - Flux detector	1	31-7812001 to 31-8012102 incl.
	71864-02		HARNESS ASSEMBLY - Flux detector	1	31-8112001 and up
-62	54567-02		CABLE ASSEMBLY - Bridle, rudder servo	1	
-63	54451-02		BRACKET - Rudder servo	1	
-64	54453-02		BRACKET - Rudder servo	1	
-65	54449-02		BRACKET - Rudder servo	1	
-66	54454-02		BRACKET - Rudder servo	1	
-67	54455-02		BRACKET - Rudder servo	1	
-68	54531-02		BRACKET - Yaw damper	1	
-69	54529-02		BRACKET - Yaw damper	1	
-70	757 863		CLAMP - Rudder bridle cable (42A173-1)	2	
-71	762 221		SPRING - (41A134)	2	
-72	484 085		RELAY - Impulse (KUR11D11)	1	31-7812056 and up
-73	49527-02		SWITCH ASSEMBLY - Yaw damper, on-off	1	31-7812056 and up
-73a	758 569		* BULB - (AT602-L, 28V)	1	
-74	49529-02		CLAMP ASSEMBLY - Relay mounting	1	31-7812056 and up
-75	49528-02		BRACKET - Relay mounting	1	31-7812056 and up
-76	80642-02		PLACARD - Yaw damper	1	31-7812056 and up
-77	44253-00		TUBE ASSEMBLY - *Y* connector	1	31-7912031 and up
-78	17766-109		HOSE - Airspeed indicator to bulkhead	1	31-7912031 and up
-79	17766-100		HOSE - Computer amplifier to bulkhead	1	31-7912031 and up
-80	59199-02		BRACKET - Coupler	1	31-7912049 and up
-81	472 829		LIGHT - Post (20-0121-15-B-24) Grimes	AR	
	472 742		LIGHT - Post (P-65-3-CW-28) Giar Ban	AR	
-82	487 904		SWITCH - Transponder remote ident (39-1)	1	31-8112001 and up

When ordering, always specify Part Number, Description, and Serial Number of Aircraft

PIPER PARTS CATALOG

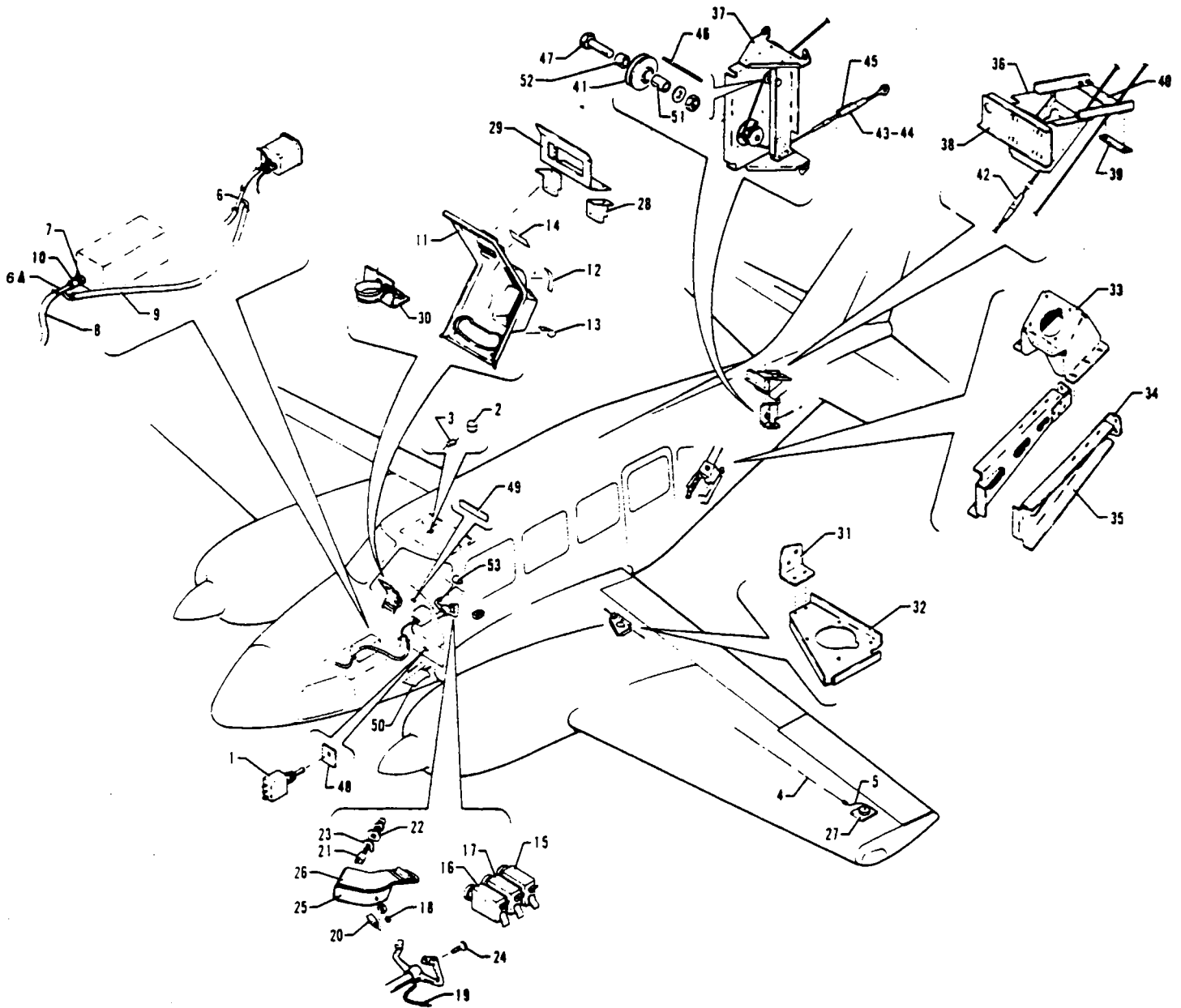


Figure 157A King AutoPilot (KAP-200) and King AutoPilot F/D (KFC-200) installations
(Serial Nos 31-7912002 and up)
(See Code "A")

PIPER PARTS CATALOG

CODE EXPLANATIONS FOR FIGURE 157A

- A - This installation is relative only to associated Piper Aircraft Corporation parts that are used when installing King (KAP-200) AutoPilot and King (KFC-200) AutoPilot. F/D. All King equipment and components must be procured from King Radio Corporation, 400 North Rogers Road, Olathe, Kansas, 66061
- B - Used if Yaw Damper is not installed
- C - Used if Yaw Damper is installed

PIPER PARTS CATALOG

Figure and Index Number	Part Number	Code	NOMENCLATURE	No Req.	SERIAL NUMBERS AFFECTED
157A-	71040		DRAWING - King Autopilot (KAP-200) and King Autopilot F/D (KFC-200) Installation		
-1	588 139		SWITCH - Test accelerometer (7105S)	1	
-2	565 367		HORN - Trim warning (SC-628)	1	
-3	456 753		DIODE - (IN4003)	1	
-4	52117-00		HARNES ASSEMBLY - Flux detector	1	31-7912002 to 31-8012102 incl
	71864-02		HARNES ASSEMBLY - Flux detector	1	31-8112001 and up
-5	.4558-02		HARNES ASSEMBLY - Flux detector	1	
-6	16632-00		TUBE ASSEMBLY - Drain connector	2	31-7912002 to 31-8012102 incl
	16632-00		TUBE ASSEMBLY - Drain connector	1	31-8112001 and up
-6a	588 494		TEE - Hose connector (1K14-4-4-4)	1	31-8112001 and up
-7	17881-06		LINE ASSEMBLY - Static air	1	
-8	49998-30		HOSE - Static air (13" L)	1	
-9	49998-43		HOSE - Static air (48" L)	1	
-10	49998-26		HOSE - Static air (3" L)	1	
-11	53437-06		COVER ASSEMBLY - Pedestal, center	1	
-12	40579-00		* PLACARD - Trim control, longitudinal	1	
-13	43184-00		* PLACARD - Trim control, directional	1	
-14	43185-00		* PLACARD - Trim control, lateral	1	
-15	454 695		CIRCUIT BREAKER - (PS50120-3-24)	1	
-16	454 657		CIRCUIT BREAKER - (PS50120-3-12)	1	
-17	454 656	B	CIRCUIT BREAKER - (PS50120-3-7)	1	
	454 656	C	CIRCUIT BREAKER - (PS50120-3-7)	2	
-18	454 277		CAP - (30B1012) (A/P Sync)	1	
	454 277		CAP - (30B1012) (Boom mike)	2	
-19	49568-04		CORD - Coiled	2	
-20	487 904		SWITCH - (39-1) (A/P Sync)	1	
	487 904		SWITCH - (39-1) (Boom mike)	2	
-21	587 985		SWITCH - (8N3021) (Trim interrupt and disconnect)	1	31-7912002 to 31-8012080 incl
	688 148		SWITCH - (MPA-306F) (Trim interrupt and disconnect)	1	31-8012081 and up
-22	15660-02		ADAPTER - Trim switch	1	
-23	15661-02		ADAPTER - Trim switch	1	
-24	26870-00		BUTTON - Plug	1	
-25	49665-02		BRACKET ASSEMBLY - Switch	1	
-26	80669-02		PLACARD - Control wheel	1	
-27	54541-02		PLATE ASSEMBLY - Flux detector	1	
-28	49812-02		BRACKET - Control panel, upper	1	
	49812-03		BRACKET - Control panel, lower	1	
-29	49813-04	B	BRACKET - Control panel	1	
	49813-05	C	BRACKET - Control panel	1	
-30	43181-00		ANGLE ASSEMBLY - Support, harness	1	
-31	49811-02		BRACKET - Aileron support	1	
-32	49763-02		BRACKET - Aileron, servo mounting	1	31-7912002 to 31-8012006 incl
	49763-03		BRACKET - Aileron, servo mounting	1	31-8012007 and up
-33	49785-02	C	BRACKET ASSEMBLY - Rudder servo	1	
-34	49803-03	C	BRACKET - End support, inboard	1	
	49803-02	C	BRACKET ASSEMBLY - End support, outboard	1	
-35	49789-02	C	BRACKET - Mounting, rudder servo, left	1	
	49790-02	C	BRACKET - Mounting, rudder servo, right	1	
-36	49781-02		BRACKET ASSEMBLY - Elevator trim servo	1	
-37	44975-04		BRACKET ASSEMBLY - Elevator servo mounting	1	
-38	52023-00		PLATE ASSEMBLY - Elevator trim servo	1	
-39	52013-00		STRIP - Rub. elevator trim cable	1	
-40	52014-00		STRIP - Rub. elevator trim cable	1	
-41	481 617		PULLEY - (MS20219-1)	2	
-42	489 873		TURNBUCKLE - (MS21251-B2S)	1	

When ordering, always specify Part Number, Description and Serial Number of Aircraft

PIPER PARTS CATALOG

Figure and Index Number	Part Number	Code	NOMENCLATURE	No. Req.	SERIAL NUMBERS AFFECTED
157A-43	452 015		BARREL - Turnbuckle (NAS649-88S)	1	
-44	459 958		EYE - (NAS648-8RS)	1	
-45	454 867		CLIP - Turnbuckle (NAS651-16S)	4	
-46	424 522		PIN - (NAS427K-27)	2	
-47	400 014		BOLT - (AN4-21A)	2	
	82732-56		BUSHING	2	31-7912002 to 31-7912053 incl.
	407 565		WASHER - (AN960-416)	4	
	404 888		NUT - (MS20365-428C)	2	
-48	71386-02		PLACARD - Accelerometer	1	
-49	80704-02		PLACARD - Preflight test	1	
-50	71015-00		BOX - Relay	1	
-51	56977-04		BUSHING	2	31-7912054 and up
-52	56977-05		BUSHING	2	31-7912054 and up
-53	487 904		SWITCH - Transponder remote ident (39-1)	1	31-8112001 and up

When ordering, always specify Part Number, Description and Serial Number of Aircraft

PIPER PARTS CATALOG

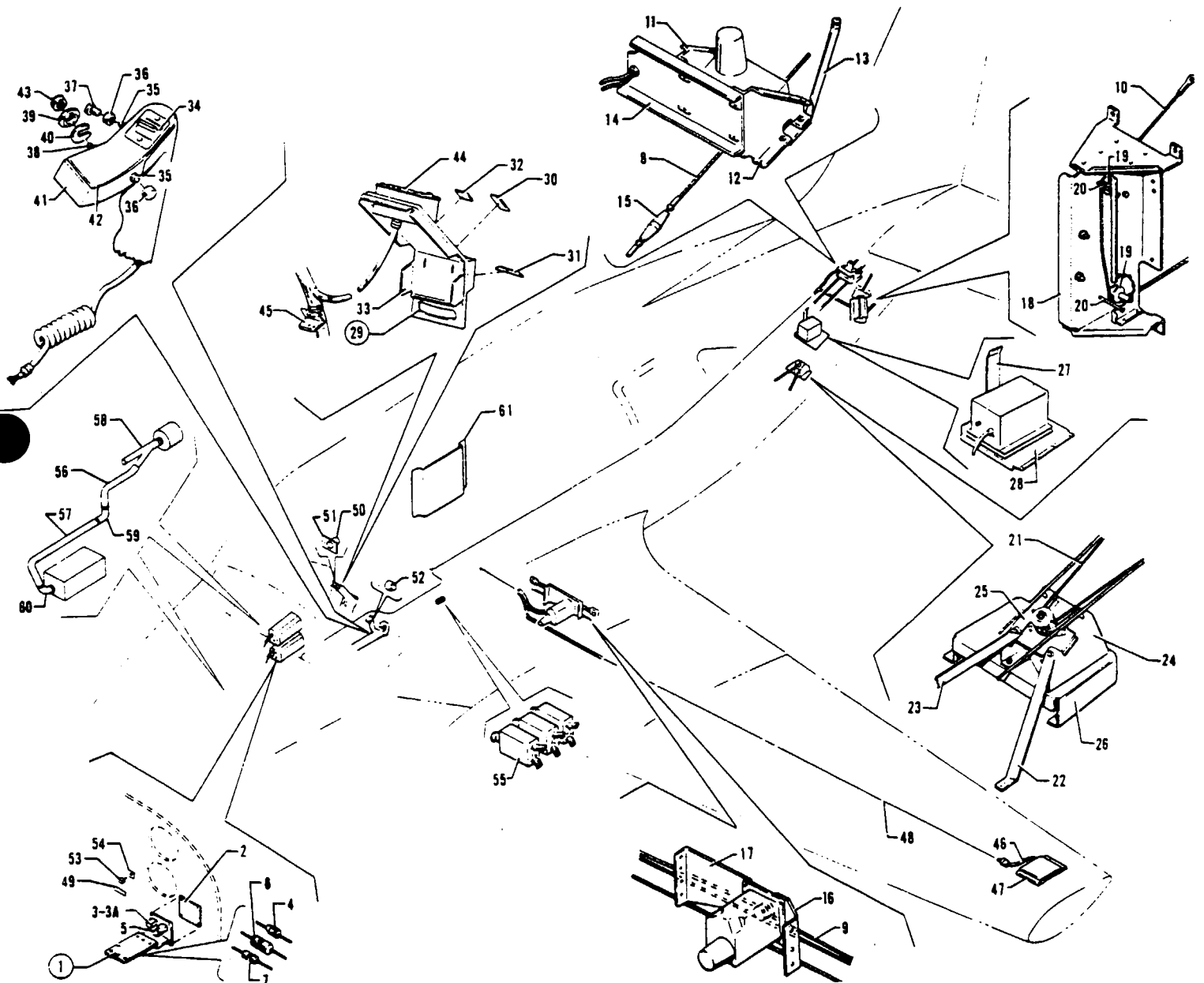


Figure 157B Century 41 AutoPilot and F/D AutoPilot Installation
(Serial Numbers 31-8212001 and up)
(See Code "A")

REVISED NOVEMBER 1982

PIPER PARTS CATALOG

CODE EXPLANATIONS FOR FIGURE 157B

- A - This installation is relative only to associated Piper Aircraft Corporation parts that are used when installing Mitchell Century 41 AutoPilot. All Mitchell equipment and components must be procured from an authorized Mitchell Service Center or from Edo-Aire Mitchell, Post Office Box 610, Municipal Airport, Mineral Wells, Texas 76067
- B - Used if Flight Director is installed
- C - Used if Flight Director is not installed
- D - Used if RMI is installed
- E - Used if RMI is not installed
- F - Used if Yaw Damper is installed
- G - Used if Yaw Damper is not installed
- H - Used if boom mike is installed
- J - Used if boom mike is not installed
- K - Used only if Edo-Aire Mitchell attitude gyro P/N 52C77-4 is installed

PIPER PARTS CATALOG

Figure and Index Number	Part Number	Code	Nomenclature	No. Req.	Serial Numbers Affected
157B-	71941		DRAWING - Century 41 AutoPilot System Installation		
-1	71080-02	C,E	PANEL ASSEMBLY - Function switch (complete)	1	
	71080-06	C,D	PANEL ASSEMBLY - Function switch (complete)	1	
	71080-03	B,E	PANEL ASSEMBLY - Function switch (complete)	1	
	71080-07	B,D	PANEL ASSEMBLY - Function switch (complete)	1	
-2	80622-02	C,E	* PLACARD - Function switch panel	1	
	80623-02	B,E	* PLACARD - Function switch panel -	1	
	71650-02	B,D	* PLACARD - Function switch panel	1	
	71651-02	C,D	* PLACARD - Function switch panel	1	
-3	587 967		* SWITCH - (SC2CXL191-96)	2	
-3a	758 569		* * BULB - (AT602-L, 28V)	1	
-4	456 758		* DIODE - (IN4005)	4	
-5	587 994	E	* SWITCH - Gyro slaving (7303)	1	
	587 984	D	* SWITCH - Gyro slaving (7301)	1	
-6	484 427		* RESISTOR - (4785) 68 ohm	2	
-7	484 545		* RESISTOR - (4580) 50 ohm	2	
-8	42484-03		CABLE ASSEMBLY - Elevator trim	1	
-9	54567-03		CABLE ASSEMBLY - Roll servo	1	
-10	54569-02		CABLE ASSEMBLY - Pitch servo	1	
-11	54530-02		BRACKET - Elevator trim servo, left	1	
-12	54446-02		BRACKET - Elevator trim servo, right	1	
-13	54447-02		BRACKET - Elevator trim servo	1	
-14	52023-00		PLATE ASSEMBLY - Elevator trim servo	1	
-15	489 873		TURNBUCKLE - (MS21251-B2S)	1	
	454 867		CLIP - (NAS651-16S)	2	
-16	54458-02		BRACKET - Aileron servo	1	
-17	54457-02		BRACKET - Aileron servo	1	
-18	44975-02		BRACKET ASSEMBLY - Servo mounting	1	
-19	481 617		PULLEY - Pitch servo (MS20219-1)	2	
-20	424 522		PIN - (NAS427K-27)	2	
-21	54567-02	F	CABLE ASSEMBLY - Rudder servo	1	
-22	54455-02	F	BRACKET - Rudder servo	1	
-23	54454-02	F	BRACKET - Rudder servo	1	
-24	54453-02	F	BRACKET - Rudder servo	1	
-25	54451-02	F	BRACKET - Rudder servo	1	
-26	54449-02	F	BRACKET - Rudder servo	1	
-27	54529-02	F	BRACKET - Yaw damper	1	
-28	54531-02	F	BRACKET - Yaw damper	1	
-29	53437-06		COVER ASSEMBLY - Pedestal, center	1	
-30	40579-00		* PLACARD - Trim control, longitudinal	1	
-31	43184-00		* PLACARD - Trim control, directional	1	
-32	43185-00		* PLACARD - Trim control, lateral	1	
-33	49401-02	G	BRACKET ASSEMBLY - Flight programmer mounting	1	
	49401-03	F	BRACKET ASSEMBLY - Flight programmer mounting	1	
-34	596 717		SWITCH - Trim (200-1902-00)	1	
-35	487 904	H	SWITCH - (39-1)	2	
	487 904	J	SWITCH - (39-1)	1	
-36	454 277	H	CAP - (30B1012)	2	
	454 277	J	CAP - (30B1012)	1	
-37	412 673	J	SCREW - (AN515-B6R5)	1	
	404 829	J	NUT - (MS20364-632C)	1	
-38	688 148		SWITCH - (MPA-306F)	1	
-39	15660-02		ADAPTER - Trim switch	1	
-40	15661-02		ADAPTER - Trim switch	1	

When ordering, always specify Part Number, Description, and Serial Number of Aircraft

PIPER PARTS CATALOG

Figure and Index Number	Part Number	Code	NOMENCLATURE	No. Req.	SERIAL NUMBERS AFFECTED
157B-41	49655-02		BRACKET ASSEMBLY - Control wheel	1	
-42	80669-02		PLACARD - Control wheel	1	
-43	553 522		BUTTON - Cap (C-22-2)	1	
-44	74122-02	F	PLATE - Mounting, autopilot control	1	
	74122-03	G	PLATE - Mounting, autopilot control	1	
-45	43181-00		ANGLE ASSEMBLY - AutoPilot harness support	1	
-46	54558-02		HARNESSE ASSEMBLY - Flux sensor	1	
-47	54541-02		PLATE ASSEMBLY - Flux detector	1	
-48	71864-02		HARNESSE ASSEMBLY - Flux detector	1	
-49	80704-02		PLACARD - Preflight test	1	
-50	565 367		HORN - Trim warning (SC628)	1	
-51	597 583		BRACKET - Trim warning horn (047-3748-01)	1	
-52	487 904		SWITCH - Transponder remote ident (39-1)	1	
-53	587 888	K	SWITCH - Stow (CKC 7201)	1	
-54	74107-02	K	PLACARD - Stow switch	1	
-55	454 656	F	CIRCUIT BREAKER - (PS50120-3-7)	4	
	454 656	G	CIRCUIT BREAKER - (PS50120-3-7)	3	
-56	17766-100		HOSE - Airspeed indicator to bulkhead	1	
-57	17766-109		HOSE - Bulkhead to flight computer	1	
-58	44253-00		CONNECTOR - Hose, "Y"	1	
-59	458 900		FITTING - Bulkhead (AN833-4D)	1	
	407 568		WASHER - (AN92-716)	1	
	477 618		NUT - (AN92-)	1	
-60	458 894		ELBOW - (MS-22-4D)	1	
-61	59199-02		BRACKET - Slaving amp	1	

When ordering, always specify Part Number, Description and Serial Number of Aircraft

PIPER PARTS CATALOG

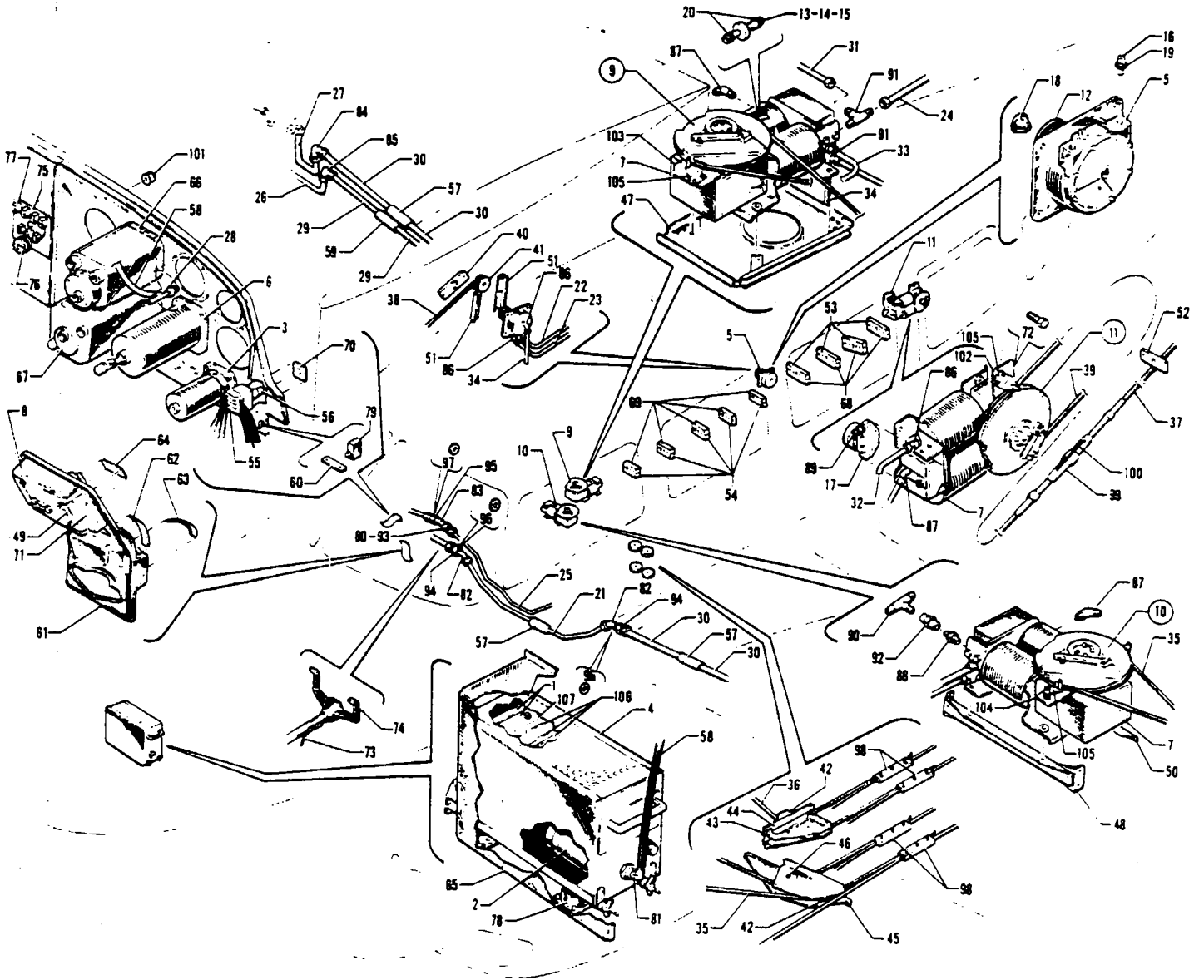


Figure 158. AltiMatic H-14 Installation

REVISED: SEPTEMBER 1977

4G13

PA-31-300
PA-31-310

PIPER PARTS CATALOG

CODE EXPLANATIONS FOR FIGURE 158

- A - Used when deicers are not installed.
- B - If the RMI (Radio Magnetic Indicator) is installed, secure Directional Gyro Part No. 41564-00.
- C - Used if King Radios are installed.
- D - Used on aircraft that comply with C.A.A. (United Kingdom) requirements.

PIPER PARTS CATALOG

Figure and Index Number	Part Number	Code	NOMENCLATURE	No. Req.	SERIAL NUMBERS AFFECTED
158-	43115		DRAWING - AltiMatic H-14 Installation		
-1	753 758		CARD ASSEMBLY - (ILS-Omni) (Z974772-5) (Cards A-5 & A-6)	1	
-2	757 837		ALTITUDE CONTROL - (PG51A1)	1	
-3	757 564		HEADING SELECTOR - (GG136A1)	1	
-4	757 838		COMPUTER - (BG374C1)	1	
-5	753 759		MOTOR - Trim (MG112B1)	1	
-6	755 404		INDICATOR - Turn and bank (GG205A4)	1	
-7	757 565		SERVO ACTUATOR VALVE - (MG113E1)	3	
-8	757 839		FLIGHT CONTROLLER - (CG517A3)	1	
-9	754 563		DRUM ASSEMBLY - Rudder servo (Z944997-32)	1	
-10	754 564		DRUM ASSEMBLY - Aileron servo (Z944997-33)	1	
-11	754 565		DRUM ASSEMBLY - Elevator servo (Z944997-34)	1	
-12	754 566		DRUM ASSEMBLY - Elevator trim servo (Z946284-3)	1	
-13	757 840		CONNECTOR - Orifice, rudder (Z945538-7)	2	
-14	757 842		CONNECTOR - Orifice, aileron (Z945538-10)	2	
-15	757 843		CONNECTOR - Orifice, elevator (Z945538-5)	2	
-16	752 528		NOZZLE - Turbine (Z945943-5)	2	
-17	757 566		SWITCH - Differential pressure (SG28A1)	1	
-18	757 841		CUP - Locking (Z940054)	1	
-19	756 010		"O" RING - (Z946128)	2	
-20	752 714		"O" RING - (AN6227-4)	12	
-21	42490-00	A	TUBE ASSEMBLY - Crossover (70" L)	1	
	43462-00	A	TUBE ASSEMBLY - Crossover, left (31.20" L)	1	
	43463-00	A	TUBE ASSEMBLY - Crossover, right (31" L)	1	
-22	42859-00		TUBE ASSEMBLY - AutoPilot, elevator trim servo	1	
-23	42862-00		TUBE ASSEMBLY - AutoPilot, elevator trim servo	1	
-24	42863-00		TUBE ASSEMBLY - AutoPilot, elevator servo pressure	1	
-25	42864-00		TUBE ASSEMBLY - AutoPilot, inlet pressure	1	
-26	42889-00		TUBE ASSEMBLY - AutoPilot, inlet pressure	1	
-27	42890-00	A	TUBE ASSEMBLY - Crossover, left	1	
	42890-01	A	TUBE ASSEMBLY - Crossover, right	1	
-28	42906-00		TUBE ASSEMBLY - Connector, airspeed indicator	1	
-29	42865-00		TUBE ASSEMBLY - AutoPilot, inboard, wing Sta. 39.50	1	
	42866-03		TUBE ASSEMBLY - AutoPilot, outboard, wing Sta. 40	1	
-30	42877-00	A	TUBE ASSEMBLY - Inboard, wing Sta. 39.50	2	
	42876-00	A	TUBE ASSEMBLY - Outboard, wing Sta. 40	2	
-31	42856-00		TUBE ASSEMBLY - AutoPilot pressure	1	
-32	42857-00		TUBE ASSEMBLY - AutoPilot, elevator servo exhaust	1	
-33	42858-00		TUBE ASSEMBLY - AutoPilot, aileron and rudder servo	1	
-34	42860-00		TUBE ASSEMBLY - AutoPilot exhaust	2	
-35	42982-02		CABLE ASSEMBLY - Aileron servo	1	
-36	42982-03		CABLE ASSEMBLY - Rudder servo	1	
-37	42992-00		CABLE ASSEMBLY - Elevator servo	2	
-38	42484-03		CABLE ASSEMBLY - Elevator trim cable	1	
-39	42484-04		CABLE ASSEMBLY - Elevator trim cable	1	
-40	42855-00		CHANNEL - Pulley mounting	1	
-41	43374-00		PULLEY ASSEMBLY - Elevator trim	1	
-42	481 626		PULLEY - (MS20219-2)	4	

When ordering, always specify Part Number, Description and Serial Number of Aircraft

PIPER PARTS CATALOG

Figure and Index Number	Part Number	Code	NOMENCLATURE	No. Req.	SERIAL NUMBERS AFFECTED
158-43	42385-02		BRACKET - Rudder servo pulley, top	1	
	42385-03		BRACKET - Rudder servo pulley, bottom	1	
-44	42385-04		BRACKET - Rudder servo pulley, top	1	
	42385-05		BRACKET - Rudder servo pulley, bottom	1	
-45	42478-04		BRACKET ASSEMBLY - Aileron servo pulley	1	
-46	20737-39		BUSHING - Servo pulley bracket	1	
-47	42920-00		BRACKET ASSEMBLY - Rudder servo mounting	1	
-48	42931-00		BRACKET ASSEMBLY - Aileron servo mounting	1	
-49	43148-00		BRACKET - AltMatic console mounting	2	
-50	42712-00		ANGLE ASSEMBLY - Aileron servo mounting	1	
-51	42853-00		ANGLE - Trim servo mounting, front	1	
	42852-00		ANGLE - Trim servo mounting, rear	1	
-52	42892-00		BLOCK - Rub, cable	1	
-53	42917-00		BLOCK - Tube retaining	4	
-54	42918-00		BLOCK - Tube retaining	4	
-55	43116-00		SWITCH ASSEMBLY - Localizer reverse	1	
-56	472 055		BULB - (334)	1	
-57	16833-73	A	HOSE - Tube connector	3	
-58	16833-74		HOSE - Airspeed indicator	1	
-59	82371-114		HOSE - Tube connector	1	
-60	31506-04		BAR - Bus	1	
-61	43175-07		COVER ASSEMBLY - Pedestal, center	1	
-62	40579-00		PLACARD - Trim control, longitudinal	1	
-63	43184-00		PLACARD - Trim control, directional	1	
-64	43185-00		PLACARD - Trim control, lateral	1	
-65	43225-00		COVER ASSEMBLY - Computer, H-14	1	31-5 to 31-364 inclusive
	43890-00		COVER ASSEMBLY - Computer, H-14	1	31-365 and up
-66	43222-00		INDICATOR ASSEMBLY - Attitude gyro (550 746) (3 inch)	1	
	43805-00	D	INDICATOR ASSEMBLY - Attitude gyro (550 765) (3 inch) (with adjusting knob covered)	1	
-67	43223-00	B	INDICATOR ASSEMBLY - Directional gyro (550 747) (3 inch)	1	
-68	85512-26		STRIP - Tube retaining	4	
-69	13945-62		STRIP - Tube retaining	4	
-70	43119-00		PLACARD - Localizer reverse	1	
-71	43152-00		SPACER - Console	2	
-72	400 437		BOLT - (AN3-3A)	4	
-73	26934-00		CORD ASSEMBLY - AltMatic H-14	1	
-74	487 904		SWITCH ASSEMBLY - AltMatic H-14 (39-1)	1	
-75	43260-00	C	PANEL ASSEMBLY - Audio switch	1	
-76	43737-00		SWITCH ASSEMBLY - Rotary	1	
-77	487 916	C	SWITCH - (7103)	7	
-78	475 108		MOUNT ASSEMBLY - Shock (6187)	1	
-79	454 656		BREAKER - Circuit (PS50120-3-7)	1	
-80	484 289		REDUCER - (A55C-8-4)	1	
-81	458 929		ELBOW - (AN842-4D)	1	
-82	458 858	A	ELBOW - (AN837-10D) 45 Degrees	2	
-83	458 914		ELBOW - (AN837-8D) 45 Degrees	1	
-84	458 856	A	ELBOW - (AN821-10D)	2	
-85	458 881		ELBOW - (AN821-8D)	1	
-86	458 875		ELBOW - (AN822-4)	4	
-87	458 865		ELBOW - (AN823-4) 45 Degrees	3	

When ordering, always specify Part Number Description and Serial Number of Aircraft

PIPER PARTS CATALOG

Figure and Index Number	Part Number	Code	NOMENCLATURE	No. Req.	SERIAL NUMBERS AFFECTED
158-88	476 694		NIPPLE - (AN911-1C)	1	
-89	476 686		NIPPLE - (AN816-4)	1	
-90	488 499		TEE - (AN825-4D)	1	
-91	488 538		TEE - (AN826-4)	2	
-92	455 173		COUPLING - (AN910-1D)	1	
-93	477 624		NUT - (AN818-8D)	1	
-94	477 704	A	NUT - (AN924-10D)	2	
-95	477 621		NUT - (AN934-8D)	1	
-96	407 575	A	WASHER - (AN960-1416)	2	
-97	407 573		WASHER - (AN960-1216)	1	
-98	554 894		CLAMP - Bridle cable (42A184)	4	
-99	452 015		BARREL - Turnbuckle (NAS649-88S)	4	
-100	454 867		CLIP - Turnbuckle (NAS651-16S)	8	
-101	571 080	C	KNOB - (1910-8) Black	1	
-102	43576-00		BRACKET - Cable guard	1	
-103	43577-00		BRACKET - Cable guard	1	
-104	43578-00		BRACKET - Cable guard	1	
-105	596 031		GUARD - Cable (7A382-2)	6	
-106	757 902		CARD - Servo amplifier modulator (Z961197-2) (Cards A-1, A-2, A-3)	3	
-107	757 903		CARD - Power supply (Z956329-1) (Card A-4)	1	

When ordering, always specify Part Number, Description and Serial Number of Aircraft

PIPER PARTS CATALOG

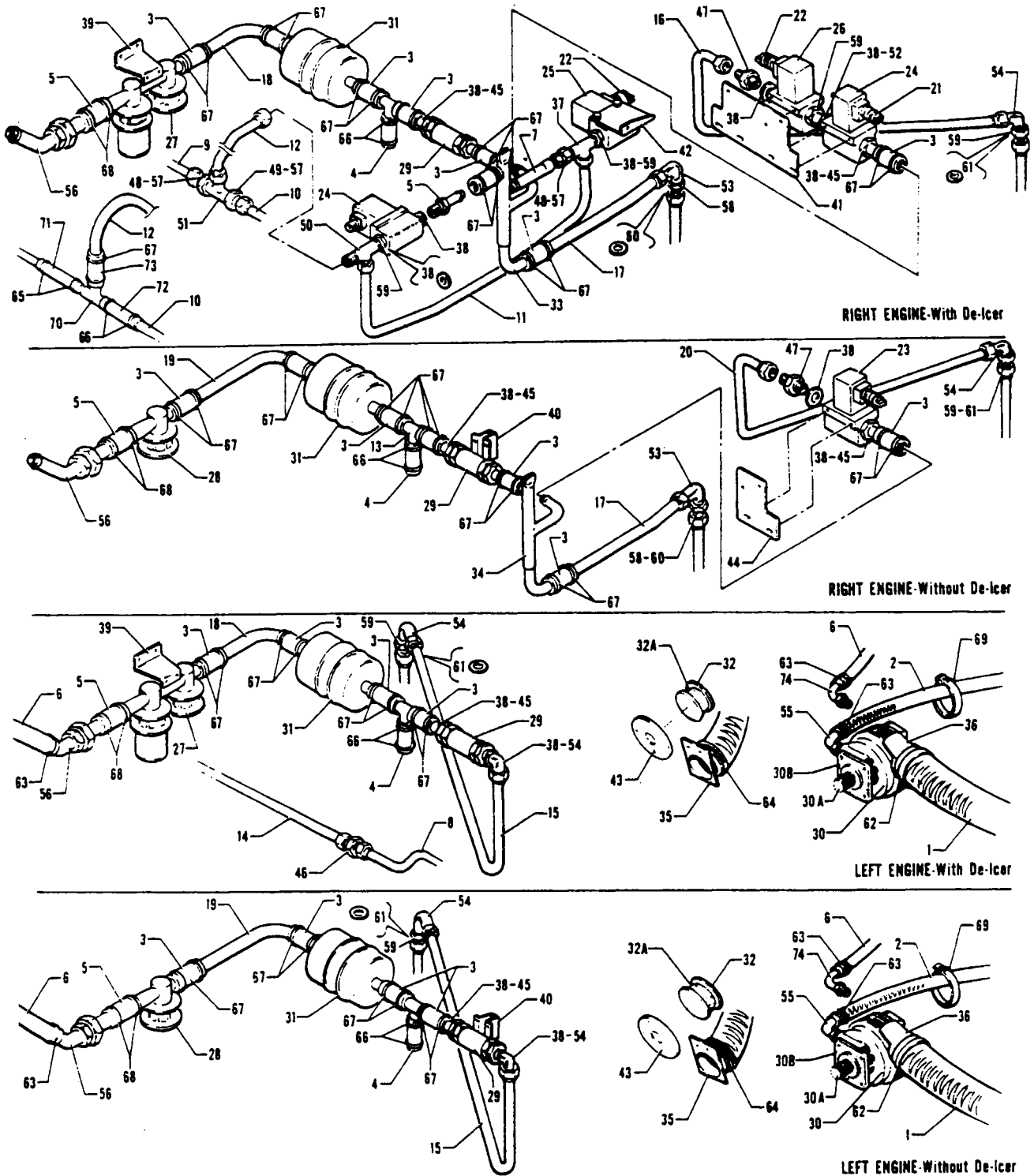


Figure 159 AltiMatic H-14 Engine Compartment Installation

PIPER PARTS CATALOG

CODE EXPLANATIONS FOR FIGURE 159

- A - Used if Deicer System is installed.
- B - Used if Deicer System is not installed.
- C - Used on PA-31-310 airplanes only.
- D - Used on PA-31-300 airplanes only.

PIPER PARTS CATALOG

Figure and Index Number	Part Number	Code	NOMENCLATURE	No. Req.	SERIAL NUMBERS AFFECTED
159-	43075		DRAWING - AltiMatic H-14 Engine Compartment Installation		
-1	10525-86	C	HOSE - Oil cooler	2	
	10525-85	D	HOSE - Oil cooler	2	
-2	49997-09		HOSE - Air filter, left	1	
	49997-08		HOSE - Air filter, right	1	
-3	82371-35		HOSE - Connector	12	
-4	82371-47		HOSE - Connector	2	
-5	82371-106		HOSE - Connector	2	
-6	49997-05		HOSE - Connector (565 268)	2	
-7	17766-105	A	HOSE ASSEMBLY - Right	1	
-8	42803-00	A	TUBE ASSEMBLY - Left	1	
-9	42831-03		TUBE ASSEMBLY - Right (fittings both ends)	1	
	44805-00		TUBE ASSEMBLY - Right (fittings one end)	1	
-10	42866-05	A	TUBE ASSEMBLY - Right (fittings one end)	1	
	42694-02	A	TUBE ASSEMBLY - Right (no fittings)	1	
-11	43253-00	A	TUBE ASSEMBLY - Right	1	
-12	43254-02	A	TUBE ASSEMBLY - Right (fittings both ends)	1	
	43254-03	A	TUBE ASSEMBLY - Right (fittings one end)	1	
-13	43035-00		TUBE ASSEMBLY - Air tee	2	
-14	43036-00	A	TUBE ASSEMBLY - Left	1	
-15	43037-00		TUBE ASSEMBLY - Left	1	
-16	43055-00	A	TUBE ASSEMBLY - Right	1	
-17	43058-00		TUBE ASSEMBLY - Right	1	
-18	43057-02	A	TUBE - Relief valve to inline filter	2	
-19	43057-03	B	TUBE - Relief valve to inline filter	2	
-20	43120-00	B	TUBE ASSEMBLY - Right	1	
-21	41843-00		PLUG ASSEMBLY - Control valve, right	1	
-22	41843-00	A	PLUG ASSEMBLY - Control valve, right	1	
-23	492 118		VALVE - Control (V14500-37) right	1	
-24	492 118	A	VALVE - Control (V14500-37) right	1	
-25	492 117	A	VALVE - Control (V14500-36) right	1	
-26	492 127	A	VALVE - Control (V14500-74)	1	
-27	492 271	A	VALVE - Relief (2H22-11)	2	
-28	492 122		VALVE - Relief (1H30-1)	2	
-29	492 120		VALVE - Check (MS28050-4)	2	
-30	481 709		PUMP - Dry vacuum (423CC-7)	2	31-5 to 31-241 inclusive, 31-243 and 31-244 inclusive
	26749-09		PUMP - Dry vacuum (441CC-7)	2	31-242, 31-245 and up
-30a	757 865		COUPLING ASSEMBLY KIT - Vacuum pump drive (No. 352)	1	
-30b	751 859		GASKET - Vacuum pump mounting (B3-1-2)	1	
-31	460 866		FILTER - Inline (1J4-6)	1	
-32	460 863		FILTER - Air (1J1-3)	2	
-32a	751 815		FILTER - Air (B3-5-1)	1	
-33	43073-00	A	MANIFOLD ASSEMBLY - Right	1	
-34	43079-00	B	MANIFOLD ASSEMBLY - Right	1	
-34a	454 289		CAP - (AN929-3)	1	
-35	43092-00		TAKE-OFF ASSEMBLY - Pump duct	2	
-36	43093-00		SHROUD - Vacuum pump cooling	2	
-37	43243-00	A	EJECTOR ASSEMBLY - Right	1	
-38	462 053		GASKET - (AN6290-10)	11	

When ordering, always specify Part Number, Description and Serial Number of Aircraft

PIPER PARTS CATALOG

Figure and Index Number	Part Number	Code	NOMENCLATURE	No. Req.	SERIAL NUMBERS AFFECTED
159-39	43033-00	A	BRACKET - Relief valve	2	
-40	43034-00		BRACKET - Check valve	2	
-41	43038-00	A	BRACKET - Valve mounting, right	1	
-42	43252-00	A	BRACKET - Valve, right	4	
-43	43799-00		PLATE ASSEMBLY - Pneumatic air filter cover	2	
-44	43153-00	B	BRACKET - Check valve, right	1	
-45	43072-00		ADAPTER - Hose to valve	5	
-46	484 290	A	REDUCER - (AN919-12) Left	1	
-47	484 288		REDUCER - (AN919-15D) Right	1	
-48	484 295	A	REDUCER - (A55C-10-6) Right	2	
-49	484 296	A	REDUCER - (A55C-10-8) Right	1	
-50	488 541	A	TEE - (AN804-10D) Right	1	
-51	488 532	A	TEE - (AN824-10D) Right	1	
-52	491 069	A	UNION - (AN832-10D) Right	1	
-53	458 906		ELBOW - (AN833-8D) Right	1	
-54	458 857		ELBOW - (AN833-10D)	3	
-55	558 925		ELBOW - (1K1-8-12) 90 Degrees	2	
-56	558 933		ELBOW - (1K36-12-12)	2	
-57	477 702	A	NUT - (AN818-10D) Right	3	
-58	477 621		NUT - (AN924-8D) Right	1	
-59	477 704		NUT - (AN924-10D)	6	
-60	407 573		WASHER - (AN960-1216) Right	1	
-61	407 575		WASHER - (AN960-1416)	2	
-62	80002-85		CLAMP - Oil cooler hose	2	
-63	454 921		CLAMP - (QS100-M10)	8	
-64	554 837		CLAMP - (S2-0000)	2	
-65	454 832	A	CLAMP - (SAE 10) Type "E", right	3	
-66	454 987		CLAMP - (SAE 12) Type "E"	6	
-67	554 802		CLAMP - (SAE 14) Type "E"	26	
-68	554 806		CLAMP - (SAE TY E-18)	4	
-69	487 722		STRAP ASSEMBLY - (668-3-6FR)	2	
-70	43633-00	A	FITTING - Hose tee	1	
-71	82371-51		HOSE - Flexible (3/8" I.D.)	1	
-72	49998-08		HOSE - Flexible (1/2" I.D.)	1	
-73	82371-46		HOSE - Flexible (5/8" I.D.)	1	
-74	558 931		ELBOW - (1K9-8-12)	2	
-75	43799-00		PLATE ASSEMBLY - Pneumatic air filter cover	2	

When ordering, always specify Part Number, Description and Serial Number of Aircraft

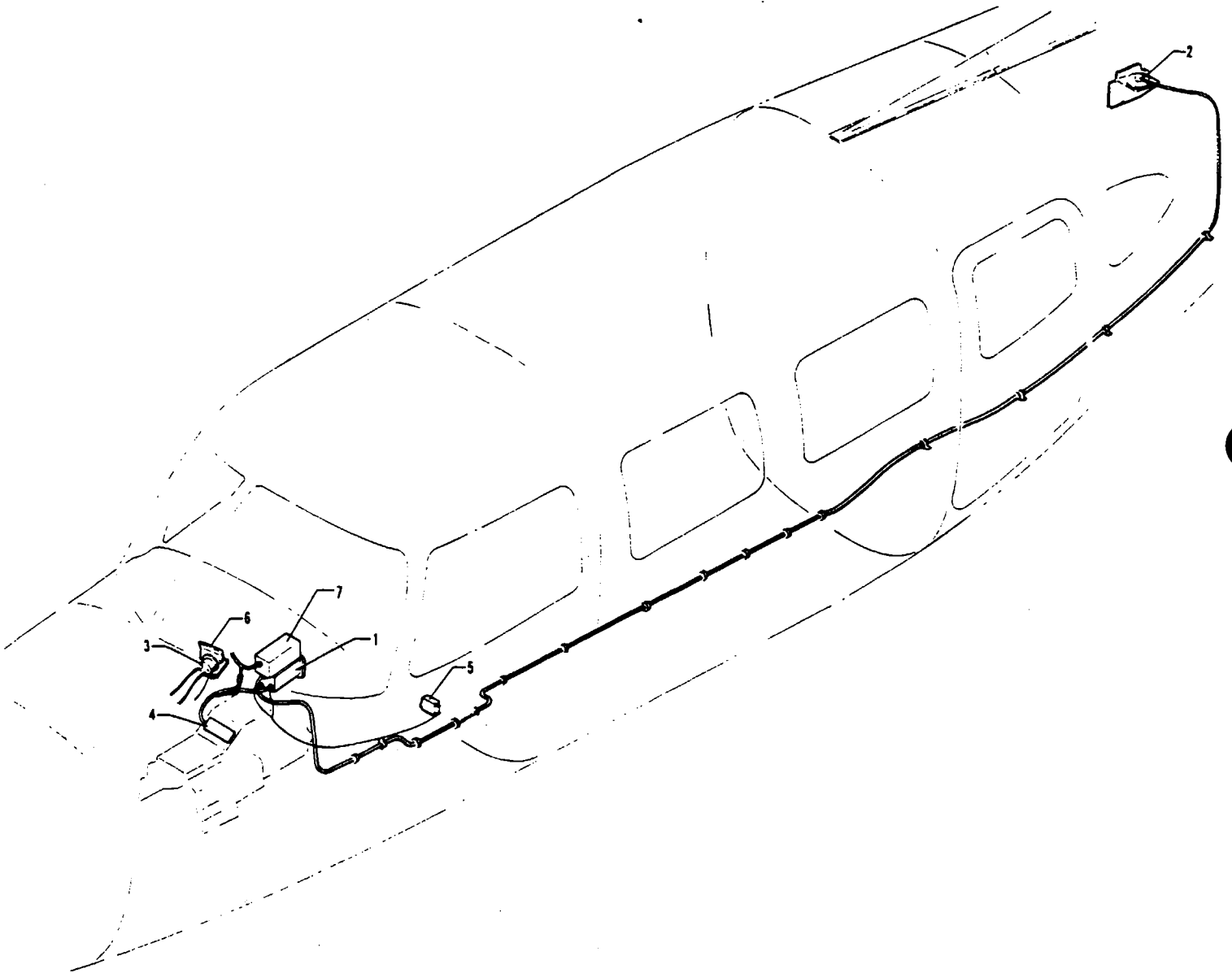


Figure 160. RMI System Installation
(Radio Magnetic Indicator)

PIPER PARTS CATALOG

CODE EXPLANATIONS FOR FIGURE 160

- A - Used if AltiMatic III or H-14 AutoPilot and Dare ADF is installed.
- B - Used if AltiMatic III or H-14 AutoPilot and King ADF is installed.
- C - Used if AltiMatic III and Dare or King ADF is installed.
- D - Used if H-14 AutoPilot and Dare or King ADF is installed.
- E - Used if AltiMatic V F/D and King Single ADF is installed.
- F - Used if AltiMatic V F/D and King Dual ADF is installed.

PIPER PARTS CATALOG

Figure and Index Number	Part Number	Code	NOMENCLATURE	No. Req.	SERIAL NUMBERS AFFECTED
160-	43191	A	DRAWING - RMI System Installation		
	44355	B	DRAWING - RMI System Installation		
	52450	E,F	DRAWING - RMI System Installation		
-1	755 415	C	INDICATOR - RMI (289-1D)	1	
	755 416	D	INDICATOR - RMI (424-2D)	1	
	596 175	E	INDICATOR - RMI (2106D-B-6)	1	
	550 513	F	INDICATOR - RMI (2109D-B-6)	1	
-2	596 173	C,D	FLUX DETECTOR - (254-11)	1	
-3	596 174	C,D	SLAVING METER - (254-147)	1	
-4	596 064	C,D	INVERTER - RMI (39063)	1	
	596 172	E	INVERTER - RMI (P-20)	1	
-5	487 914	C,D	SWITCH - RMI (D7270-1-5) (5 AMP)	1	
	454 641	E,F	SWITCH - RMI (D7271-8-10) (10 AMP)	1	
-6	43537-00	C,D	BRACKET - Slaving meter	1	
-7	596 738	E,F	INDICATOR - Horizontal situation display (IN-831A/4000172-8503)	1	

When ordering, always specify Part Number, Description and Serial Number of Aircraft

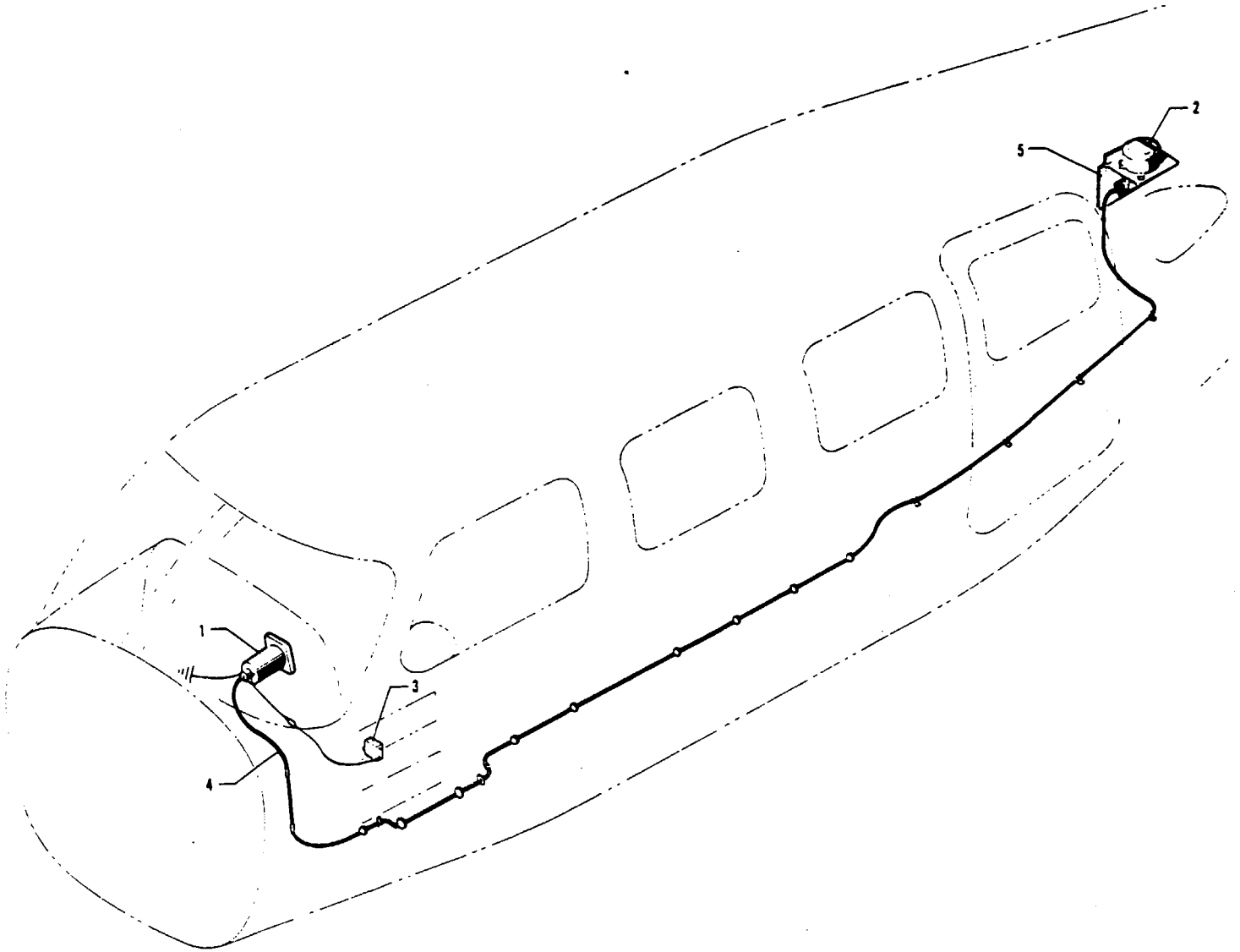


Figure 161 Remote Indicator Compass Installation
(See Codes "A" and "B")

PIPER PARTS CATALOG

CODE EXPLANATIONS FOR FIGURE 161

- A - Used on airplanes with serial numbers 31-21, 31-31, 31-32 and 31-44 only
- B - Parts and drawings are no longer available. Technical assistance available upon request

PIPER PARTS CATALOG

Figure and Index Number	Part Number	Code	NOMENCLATURE	No. Req.	SERIAL NUMBERS AFFECTED
161-	SK-1997		DRAWING - Remote Indicator Compass Installation		
-1	751 290		INDICATOR - Remote compass (1D233-24)	1	
-2	756 333		TRANSMITTER - Remote compass (1D234)	1	
-3	487 914		SWITCH - (D7270-1-5)	1	
-4	SK-1997-1		CABLE ASSEMBLY - Remote compass	1	
-5	SK-1996		BRACKET ASSEMBLY - Remote compass	1	

When ordering, always specify Part Number, Description and Serial Number of Aircraft

PIPER PARTS CATALOG

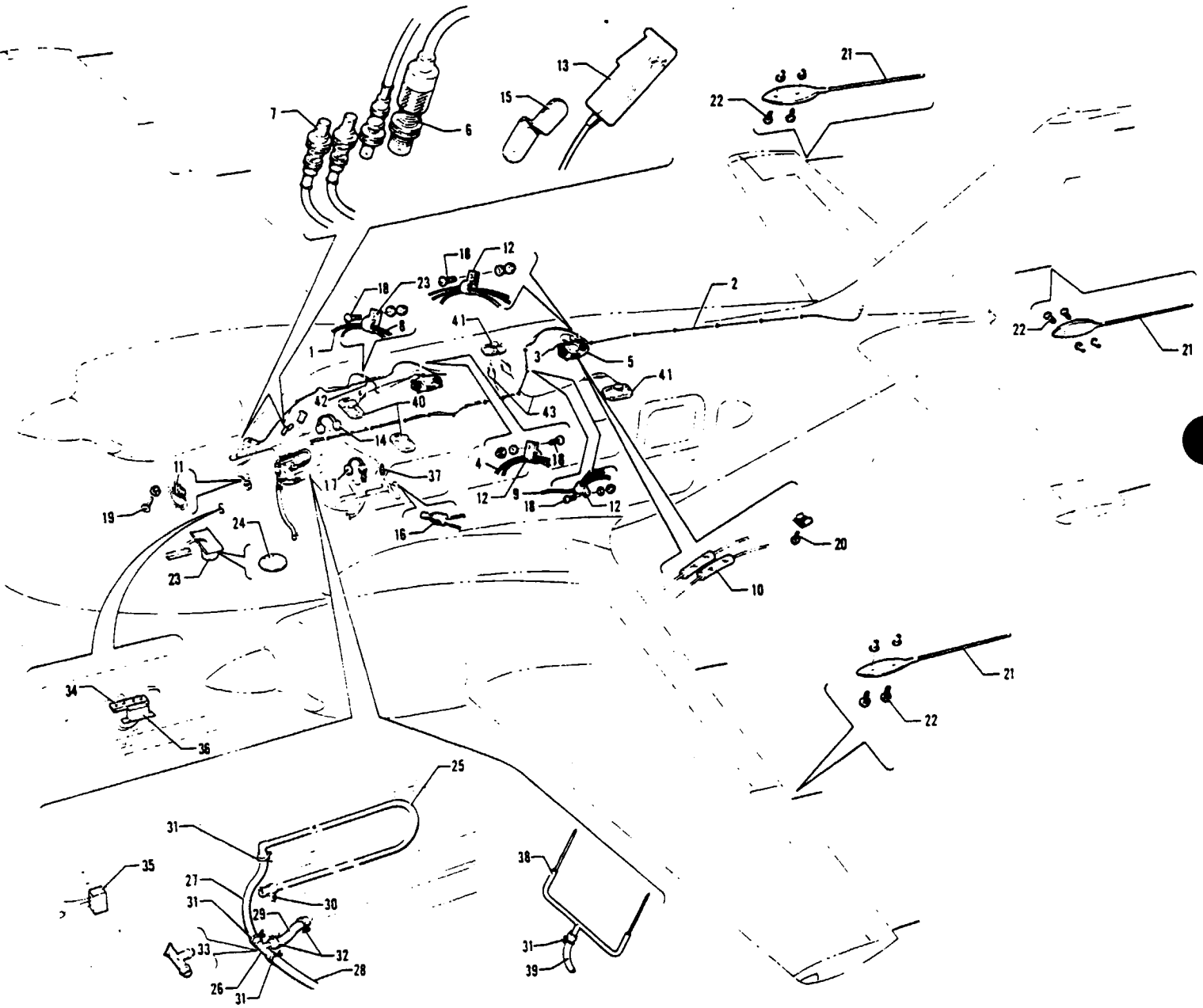


Figure 162. Antenna Cable, Speaker, Static Wicks, Ramp Heater and Mike Installation

REVISED: SEPTEMBER 1977

PA-31-300
PA-31-310
PA-31-325

PIPER PARTS CATALOG

CODE EXPLANATIONS FOR FIGURE 162

- A - Also used on serial numbers 31-8012081 and up if ramp hailer installation is installed.
- B - Used if ramp hailer installation is not installed.

PIPER PARTS CATALOG

Figure and Index Number	Part Number	Code	NOMENCLATURE	No. Req.	SERIAL NUMBERS AFFECTED
162-	42319		DRAWING - Antenna Cable and Speaker Installation		31-5 to 31-8012102 incl
	71582		DRAWING - Antenna Cable and Speaker Installation		31-8112001 and up
	42387		DRAWING - Static Wicks Installation		31-5 to 31-7912124 incl
	71065		DRAWING - Static Wicks Installation		31-8012001 and up
	52913		DRAWING - Pilot Headset and Mike Installation		
	42842		DRAWING - Copilot Headset and Mike Installation		
	43369		DRAWING - Boom Mike Installation		
	42545		DRAWING - Radio Cooling Installation		31-5 to 31-7401268 incl
	54306		DRAWING - Radio Cooling Installation		31-7512001 and up
	54398		DRAWING - Copilot Boom Mike Installation		31-7512001 and up
-1	16931-88		CABLE ASSEMBLY - Antenna, co-ax	1	
-2	21986-12		CABLE ASSEMBLY - V H F receiver co-ax	1	31-5 to 31-7712103 incl
	49985-83		CABLE ASSEMBLY - V H F receiver co-ax	1	31-7812001 and up
-3	42743-05		CABLE ASSEMBLY - Co-ax	1	31-5 to 31-7712103 incl
	49985-82		CABLE ASSEMBLY - Co-ax	1	31-7812001 and up
-4	42743-07		CABLE ASSEMBLY - Co-ax	1	
-5	42777-00		SPEAKER ASSEMBLY - Radio	2	31-5 to 31-7512064 inclusive
	42777-02		SPEAKER ASSEMBLY - Radio, front	1	31-7512065 to 31-7612110 incl
	42777-00		SPEAKER ASSEMBLY - Radio, rear	1	31-7512065 to 31-7612110 incl
-6	451 888		ADAPTER - (UG-363/U)	1	
-7	453 839		JACK - Bulkhead (UG-492D/U)	3	
-8	21534-67		WIRE ASSEMBLY - Shielded, single	1	31-5 to 31-7612110 inclusive
-9	21534-68		WIRE ASSEMBLY - Shielded, single	1	31-5 to 31-7612110 inclusive
-10	90797-72		SLEEVE - Wire	4	31-5 to 31-7612110 inclusive
-11	487 722		STRAP ASSEMBLY - (668-3-6FR)	1	
-12	454 934		CLAMP - (A4980S-9-91)	3	
-13	474 649		MICROPHONE - (TEL-66C)	AR	
	474 656		MICROPHONE - (Shure CM-16TF)	AR	
	474 655		MICROPHONE - (Narco M-700A)	AR	
	474 657		MICROPHONE - (TEL-100T)	AR	
-14	464 362		HEADPHONE - (61650-03, 600 ohms)	1	
-15	453 415		BRACKET ASSEMBLY - Microphone (used with Telex)	1	
	453 445		BRACKET ASSEMBLY - Microphone (used with Shure)	1	
-16	487 904		SWITCH ASSEMBLY - Boom mike	1	
-17	27004-00		HEADSET AND BOOM MIKE ASSEMBLY - (464 369)	1	
-18	415 149		SCREW - (AN526-632R8)	4	
	407 562		WASHER - (AN960-6)	4	
	404 909		NUT - (MS20365-632C)	4	
-19	415 149		SCREW - (AN526-632R8)	1	
	404 909		NUT - (MS20365-632C)	1	
-20	419 953		SCREW - (6 x 1 2 Truss head, Type A)	8	
	406 372		NUT - (A1784-6Z-3 "U")	8	
-21	494 678		WICK - Static (SW 10-96-3)	10	31-5 to 31-7912124 incl
	456 802		WICK - Static (ESD-3)	18	31-8012001 and up
-22	415 520		SCREW - (MS35206-230)	20	31-5 to 31-7912124 incl
	415 520		SCREW - (MS35206-230)	36	31-8012001 and up
	407 041		WASHER - (MS35338-41)	20	31-5 to 31-7912124 incl
	407 041		WASHER - (MS35338-41)	36	31-8012001 and up
	406 848		RIVNUT - (A6K-75)	20	31-5 to 31-7912124 incl
-23	454 343		SPEAKER ASSEMBLY - Ramp hailer (3623)	1	31-5 to 31-8112077 incl
	585 111		SPEAKER ASSEMBLY - Ramp hailer (MIS8)	1	31-8112078 and up
-24	462 054		GASKET - Bell (36G22)	1	31-5 to 31-8112077 incl
-25	43734-00		TUBE ASSEMBLY - Radio cooling	1	31-5 to 31-7401268 incl
-26	43783-00		TEE - Tube assembly radio cooling	1	31-5 to 31-7401268 incl
-27	61541-42		HOSE - Radio cooling (6 L)	1	31-5 to 31-7401268 incl

When ordering, always specify Part Number, Description and Serial Number of Aircraft

PIPER PARTS CATALOG

Figure and Index Number	Part Number	Code	NOMENCLATURE	No. Req.	SERIAL NUMBERS AFFECTED
162-28	61541-51		HOSE - Radio cooling (48" L.)	1	31-5 to 31-7401268 incl
-29	61541-50		HOSE - Radio cooling (3" L.)	1	31-5 to 31-7401268 incl
-30	80032-02		CLAMP - Radio cooling tube	2	31-5 to 31-7401268 incl
-31	454 987		CLAMP - (SAE 12, Type "E")	4	
-32	554 802		CLAMP - (SAE 14, Type "E")	2	31-5 to 31-7401268 incl
-33	44411-00		TUBE ASSEMBLY - Air tee, radio cooling	1	31-5 to 31-7401268 incl
-34	588 342		TERMINAL BLOCK - (MS27212-1,-4)	1	31-7300924 and up
-35	53516-00		SWITCH ASSEMBLY - Speaker	1	31-7300924 to 31-7401219 incl
-36	53573-00	A	TRANSFORMER ASSEMBLY - Ramp hailer	1	31-7300924 to 31-8012091 incl
	484 491	B	RESISTOR - (15 ohm, 12.5 W)	1	31-8012092 and up
-37	565 446		BRACKET - Boom mike headset (XP-96208)	1	
-38	54307-02		TUBE ASSEMBLY - Radio cooling	1	31-7512001 and up
-39	80007-35		HOSE - Radio cooling (37.5" L.)	1	31-7512001 and up
-40	54848-03		SPEAKER ASSEMBLY - Radio, left, front	1	31-7712001 and up
	54848-04		SPEAKER ASSEMBLY - Radio, right, front	1	31-7712001 and up
-41	54848-05		SPEAKER ASSEMBLY - Radio, left, rear	1	31-7712001 and up
	54848-06		SPEAKER ASSEMBLY - Radio, right, rear	1	31-7712001 to 31-8012102 incl
	71578-02		SPEAKER ASSEMBLY - Radio, right, rear	1	31-8112001 and up
-42	80017-29		WIRE ASSEMBLY - Shielded, single	1	31-7712001 and up
-43	80017-31		WIRE ASSEMBLY - Shielded, single, left rear speaker	1	31-7712001 and up
	80017-30		WIRE ASSEMBLY - Shielded, single, right rear speaker	1	31-7712001 to 31-8012102 incl
	71900-08		WIRE ASSEMBLY - Shielded, single, right rear speaker	1	31-8112001 and up

When ordering, always specify Part Number, Description and Serial Number of Aircraft

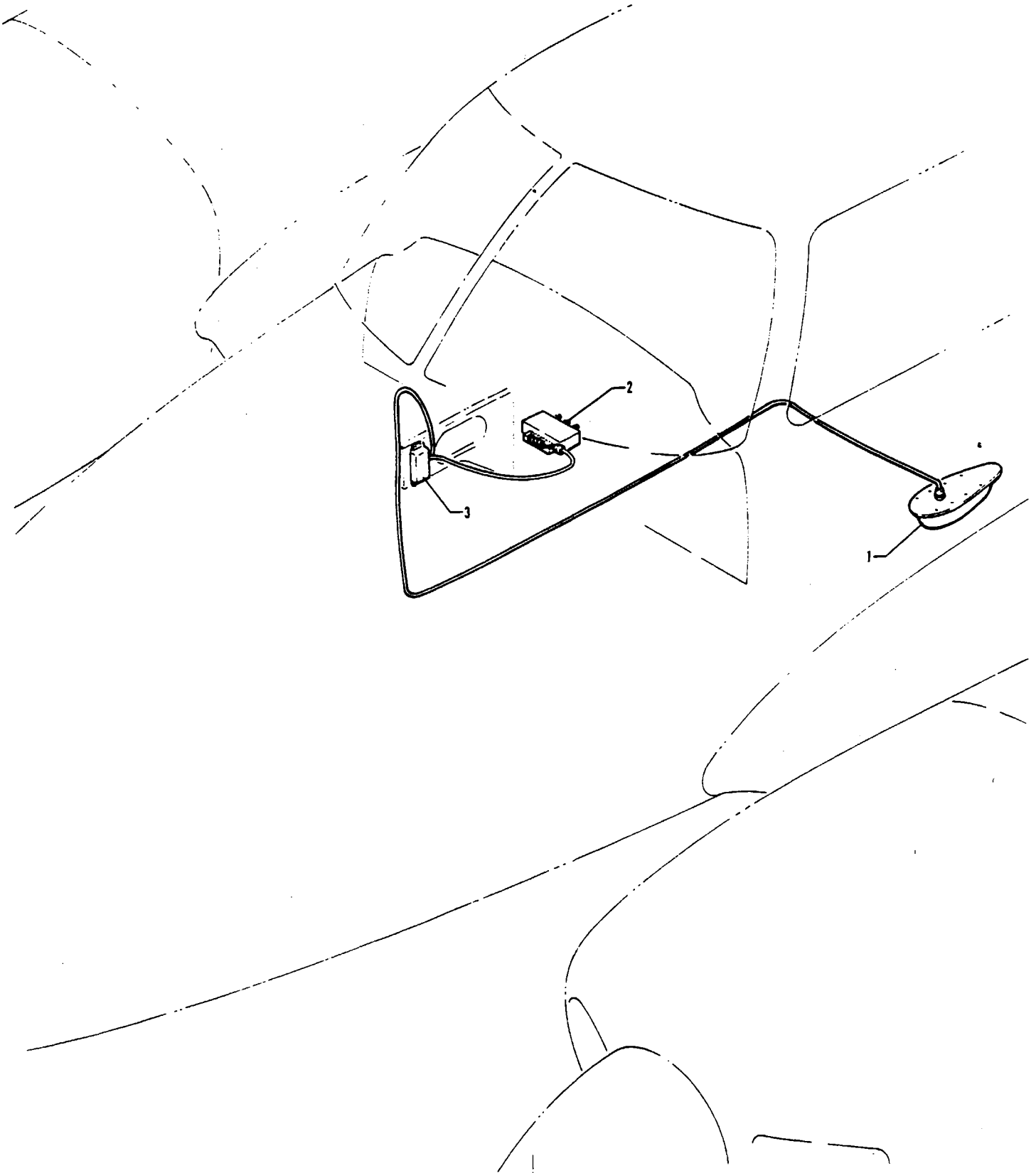


Figure 163. Piper PM-1 Marker Beacon Installation

PIPER PARTS CATALOG

CODE EXPLANTIONS FOR FIGURE 163

PIPER PARTS CATALOG

Figure and Index Number	Part Number	Code	NOMENCLATURE	No. Req.	SERIAL NUMBERS AFFECTED
163-	41900 44173		DRAWING - Piper PM-1 Marker Beacon Installation DRAWING - Piper PM-1 Marker Beacon Installation		31-5 to 31-372 inclusive 31-373 and up
-1	551 216		RECEIVER - Marker beacon (1-950005)	1	
-2	551 233		PANEL ASSEMBLY - Marker beacon control (1-950012)	1	
-3	43517-00		CONVERTER ASSEMBLY - Marker beacon power	1	

When ordering, always specify Part Number, Description and Serial Number of Aircraft

PIPER PARTS CATALOG

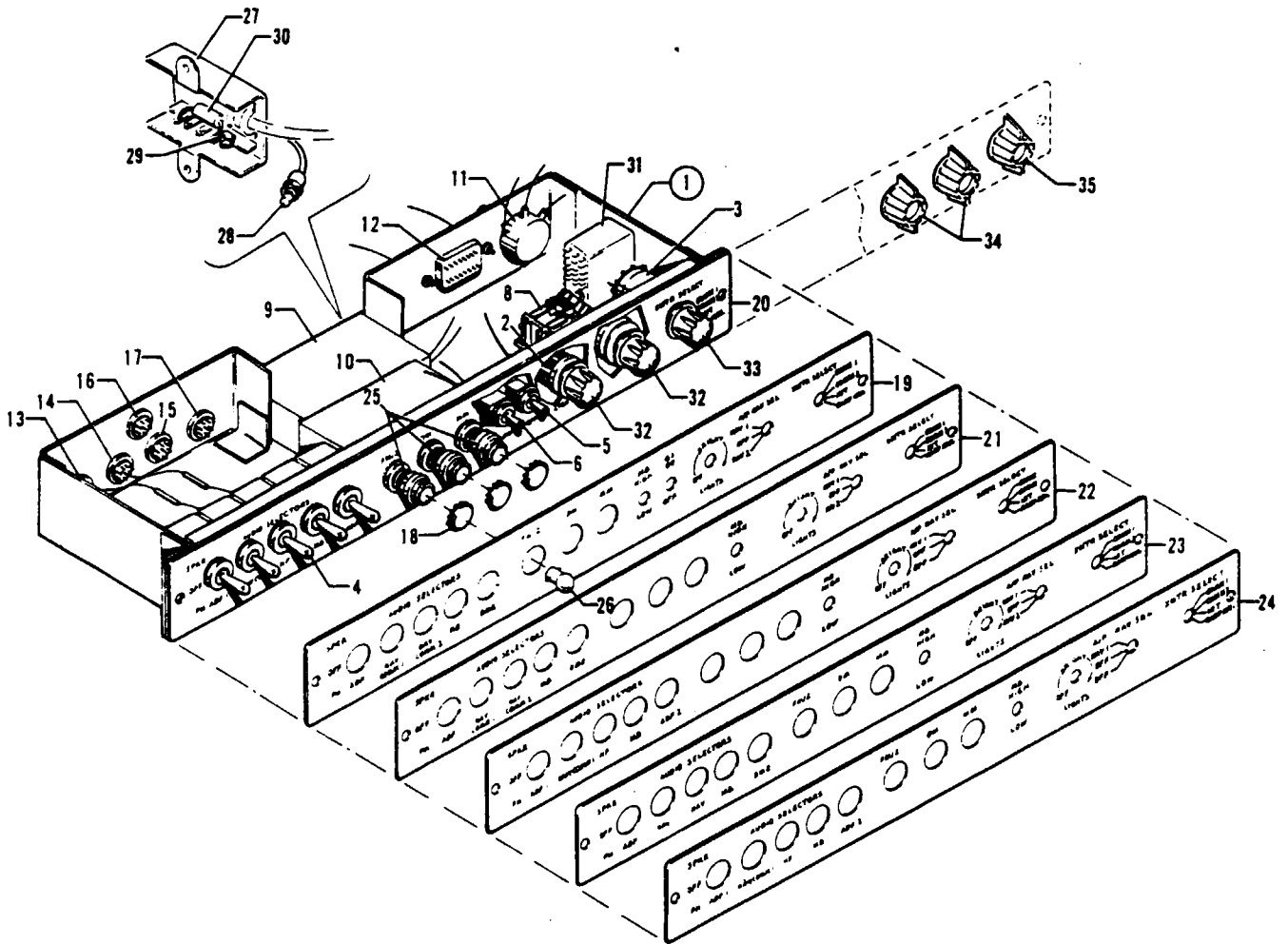


Figure 164. Radio Junction Boxes

PIPER PARTS CATALOG

CODE EXPLANATIONS FOR FIGURE 164

- A - Used with Dual Narco (Domestic) Mark 12A, ADF-T-12, DME and Piper Marker Beacon.
- B - Used with Narco (Export) Mark 12A, Dual ADF-T-12 and Piper Marker Beacon.
- C - Used with Dual Narco (Domestic) Mark 12B or Mark 16, ADF-T-12, DME, Piper Marker Beacon, VOA-40 and VOA-50M.
- D - Used with Narco (Export) Mark 12B or Mark 16, Dual ADF-T-12, Piper Marker Beacon and VOA-50M.
- E - Used with Dual Narco (Domestic) Mark 12B or Mark 16, ADF-T-12, DME, Piper Marker Beacon, VOA-8 and VOA-9. Also used if AltiMatic V F/D or V F/D-1 is installed with Narco (Domestic) Mark 16, VOA-50M and Piper Marker Beacon.
- F - Used with Narco (Export) Mark 12B or Mark 16, Dual ADF-T-12, Piper Marker Beacon and VOA-9. Also used if AltiMatic V F/D or V F/D-1 is installed with Narco (Export) Mark 16, VOA-50M and Piper Marker Beacon.
- G - Used with Radio Junction Box Assemblies, Part No. 43314-03 and 43314-02.
- H - Used with Radio Junction Box Assemblies, Part No. 44069-02, 44069-03, 44069-04, 44069-05, 44147-02, 44147-03, 44147-04 and 44147-05.
- J - Used with Dual Narco (Domestic) Mark 12B or Mark 16, ADF-T-12, DME, Narco Marker Beacon, VOA-8 and VOA-9. Also used if AltiMatic V F/D or V F/D-1 is installed with Narco (Domestic) Mark 16, VOA-50M and Narco Marker Beacon.
- K - Used with Narco (Export) Mark 12B or Mark 16, Dual ADF-T-12, Narco Marker Beacon and VOA-9. Also used if AltiMatic V F/D or V F/D-1 is installed with Narco (Export) Mark 16, VOA-50M and Narco Marker Beacon.
- L - Used with Dual Narco (Domestic) Mark 12B or Mark 16, ADF-T-12, DME, Narco Marker Beacon, VOA-40 and VOA-50M.
- M - Used with Narco (Export) Mark 12B or Mark 16, Dual ADF-T-12, Narco Marker Beacon and VOA-50M.
- N - Used with Dual Narco (Domestic) Mark 12B or Mark 16, ADF-T-12, DME, Piper Marker Beacon, VOA-8 and VOA-9.
- O - Used with Narco (Export) Mark 12B or Mark 16, Dual ADF-T-12, Piper Marker Beacon and VOA-9.
- P - Used with Radio Junction Box Assemblies, Part No. 44069-02 and 44069-03.
- Q - Used with Radio Junction Box Assemblies, Part No. 43314-03, 43314-02, 44147-02 and 44147-03.
- R - Knob fits 1/4" control shaft.
- S - Knob fits 1/8" control shaft.
- T - Used with Radio Junction Box Assemblies, Part No. 44069-04 and 44069-05.
- U - Used with Radio Junction Box Assemblies, Part No. 44147-04 and 44147-05.

PIPER PARTS CATALOG

Figure and Index Number	Part Number	Code	NOMENCLATURE	No. Req.	SERIAL NUMBERS AFFECTED
164-1	43314-03	A	BOX ASSEMBLY - Radio junction (complete)	1	
	43314-02	B	BOX ASSEMBLY - Radio junction (complete)	1	
	44069-02	C	BOX ASSEMBLY - Radio junction (complete)	1	
	44069-03	D	BOX ASSEMBLY - Radio junction (complete)	1	
	44069-04	L	BOX ASSEMBLY - Radio junction (complete)	1	
	44069-05	M	BOX ASSEMBLY - Radio junction (complete)	1	
	44147-02	E	BOX ASSEMBLY - Radio junction (complete)	1	
	44147-03	F	BOX ASSEMBLY - Radio junction (complete)	1	
	44147-04	J	BOX ASSEMBLY - Radio junction (complete)	1	
	44147-05	K	BOX ASSEMBLY - Radio junction (complete)	1	
-2	47279-02		* RHEOSTAT - Junction box	1	
-3	42038-00	G	* SWITCH - Transmitter (487 893)	1	
	44258-00	H	* SWITCH ASSEMBLY - Transmitter	1	
-4	487 848		* SWITCH - (12TS115-1)	5	
-5	487 915	G	* SWITCH - Glide slope (7101)	1	
-6	487 917		* SWITCH - Piper marker beacon (7203)	1	
	487 915		* SWITCH - Narco marker beacon (7101)	1	
-7	43765-00		* SWITCH - Selector (487 941)	1	
-8	484 211	H	* RELAY - (1245-2C-24D)	1	
-9	44068-00	P	* CONTROL PANEL ASSEMBLY - Marker beacon (without lights)	1	
-10	551 233	Q	* CONTROL PANEL ASSEMBLY - Marker beacon (1-950012) (with lights)	1	
-11	455 337		* CONTROL - "L" pad (TSA-10)	1	
-12	555 347		* CONNECTOR - Receptacle (57-40140)	1	
-13	455 226		* CONNECTOR - (126-197)	1	
-14	455 227		* CONNECTOR - (126-198)	1	
-15	455 228		* CONNECTOR - (126-216)	1	
-16	455 309		* CONNECTOR - (126-219)	1	
-17	455 229		* CONNECTOR - (126-221)	1	
-18	453 822	P	* BUTTON - Plug (207-320401-00)	3	
-19	43304-02	A	* PANEL ASSEMBLY - Radio control, luminescent	1	
-20	43453-02	B	* PANEL ASSEMBLY - Radio control, luminescent	1	
-21	44167-03	C	* PANEL ASSEMBLY - Radio control, luminescent	1	
	44167-05	L	* PANEL ASSEMBLY - Radio control, luminescent	1	
-22	44168-03	D	* PANEL ASSEMBLY - Radio control, luminescent	1	
	44168-05	M	* PANEL ASSEMBLY - Radio control, luminescent	1	
-23	44167-02	N	* PANEL ASSEMBLY - Radio control, luminescent	1	
	44167-04	J	* PANEL ASSEMBLY - Radio control, luminescent	1	
-24	44168-02	O	* PANEL ASSEMBLY - Radio control, luminescent	1	
	44168-04	K	* PANEL ASSEMBLY - Radio control, luminescent	1	
-25	44788-00	U	* HARNESS ASSEMBLY - Marker beacon lights	1	
-26	453 695		* * BULB - (328)	3	
-27	44789-00	T	* BRACKET ASSEMBLY - Marker beacon light test	1	
-28	487 969		* * SWITCH - (30-3)	1	
-29	456 714		* * DIODE - (1N4001)	3	
-30	484 462		* * RESISTOR - (12 ohm, 5 watt)	1	
-31	484 141	G	* RELAY - (TF-154-4C-14VDC)	1	
-32	571 080	S	* KNOB - Round (1910-8) black	2	
-33	571 079	R	* KNOB - Round (1910-2) black	1	
	571 080	S	* KNOB - Round (1910-8) black	1	
-34	571 154	S	* KNOB - Dual bar (1-126) black	2	
-35	571 153	R	* KNOB - Dual bar (126) black	1	

When ordering, always specify Part Number, Description and Serial Number of Aircraft

PIPER PARTS CATALOG

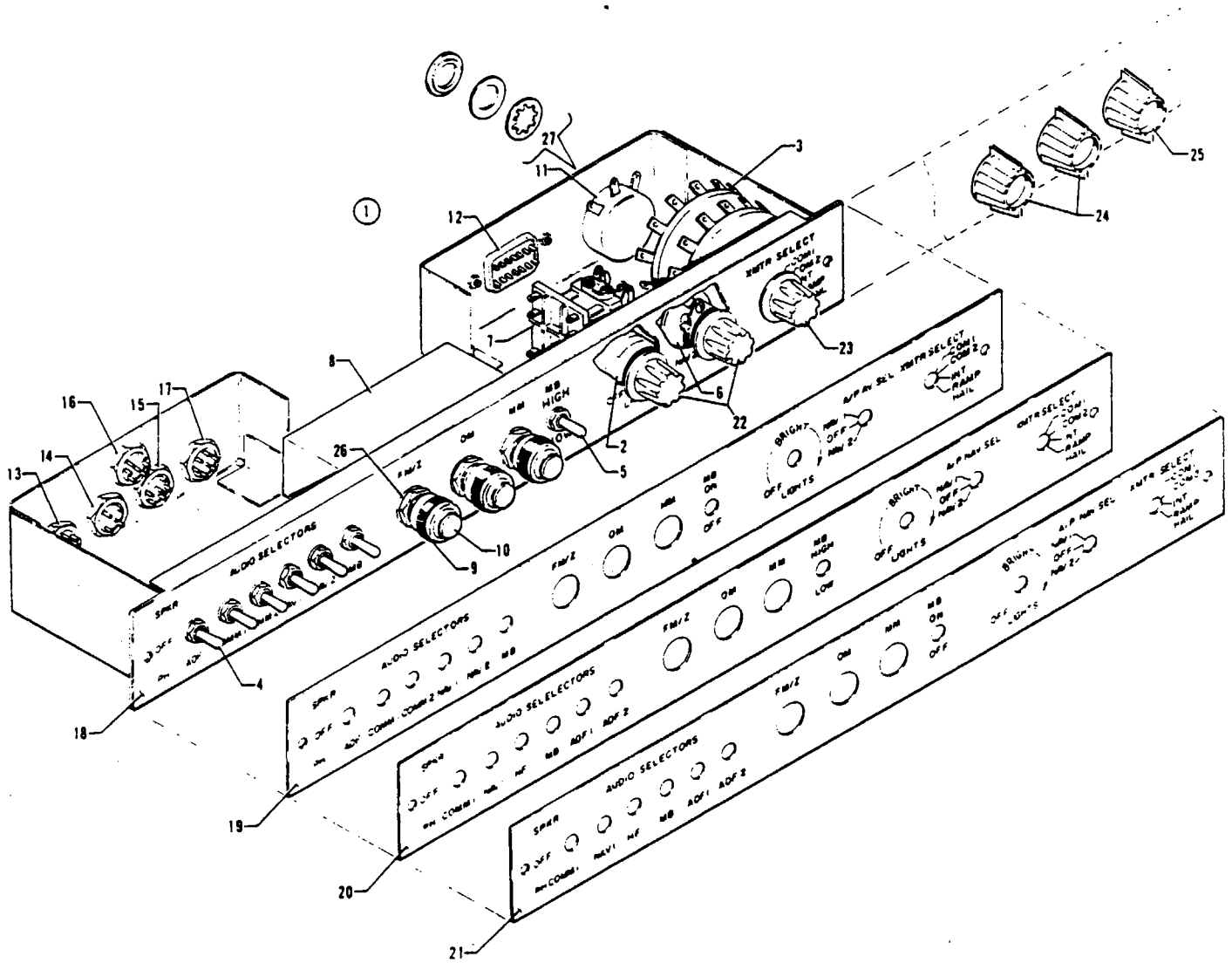


Figure 165. Radio Junction Boxes

PIPER PARTS CATALOG

CODE EXPLANATIONS FOR FIGURE 165

- A - Used with Dual Narco (Domestic) Com 11, ADF-T-12 Series or KR-85 King ADF, DME and Piper Marker Beacon.
- B - Used with Dual Narco (Domestic) Com 11, ADF-T-12 Series or KR-85 King ADF, DME and Narco Marker Beacon.
- C - Used with Narco (Export) Com 11, Dual ADF-T-12 Series or Dual KR-85 King ADF, SA-14R Series Transceiver and Piper Marker Beacon.
- D - Used with Narco (Export) Com 11, Dual ADF-T-12 Series or Dual KR-85 King ADF, SA-14R Series Transceiver and Narco Marker Beacon.

PIPER PARTS CATALOG

Figure and Index Number	Part Number	Code	NOMENCLATURE	No. Req.	SERIAL NUMBERS AFFECTED
165-1	52817-02	A	BOX ASSEMBLY - Radio junction (complete)	1	
	52817-03	B	BOX ASSEMBLY - Radio junction (complete)	1	
	52817-04	C	BOX ASSEMBLY - Radio junction (complete)	1	
	52817-05	D	BOX ASSEMBLY - Radio junction (complete)	1	
-2	47279-02		RHEOSTAT - Junction box	1	
-3	44258-00		SWITCH ASSEMBLY - Transmitter	1	
-4	487 916		SWITCH - (7103)	6	
-5	487 917		SWITCH - Piper Marker Beacon (7203)	1	
	487 915		SWITCH - Narco Marker Beacon (7101)	1	
-6	43766-00		SWITCH - Selector (487 941)	1	
-7	484 211		RELAY - (1245-2C-24D)	1	
-8	551 233	A,C	CONTROL PANEL ASSEMBLY - Marker beacon (1-950012) (with lights)	1	
-9	44788-00	B,D	HARNESS ASSEMBLY - Marker beacon lights	1	
-10	453 895		BULB - (PS10008-328)	3	
-11	455 337		CONTROL - "L" Pad (TSA-10)	1	
-12	555 347		CONNECTOR - Receptacle (57-40140)	1	
-13	455 226		CONNECTOR - (126-197)	1	
-14	455 227		CONNECTOR - (126-198)	1	
-15	455 228		CONNECTOR - (126-216)	1	
-16	455 309		CONNECTOR - (126-219)	1	
-17	455 229		CONNECTOR - (126-221)	1	
-18	52802-02	A	PANEL ASSEMBLY - Radio control, electroluminescent (Piper Marker Beacon)	1	
-19	52802-03	B	PANEL ASSEMBLY - Radio control, electroluminescent (Narco Marker Beacon)	1	
-20	52802-04	C	PANEL ASSEMBLY - Radio control, electroluminescent (Piper Marker Beacon)	1	
-21	52802-05	D	PANEL ASSEMBLY - Radio control, electroluminescent (Narco Marker Beacon)	1	
-22	571 080		KNOB - Round (1910-8) black	2	
-23	571 079		KNOB - Round (1910-2) black	1	
-24	571 154		KNOB - Dual bar (1-126)	2	
-25	571 153		KNOB - Dual bar (126)	1	
-26	494 111		WASHER - Nylomatic (7/16 x 5/8 x .032)	3	
-27	494 067		WASHER - (6529-M)	1	
	494 068		WASHER - (6517-M)	1	
	407 138		WASHER - (AN936-A616)	1	

When ordering, always specify Part Number Description and Serial Number of Aircraft

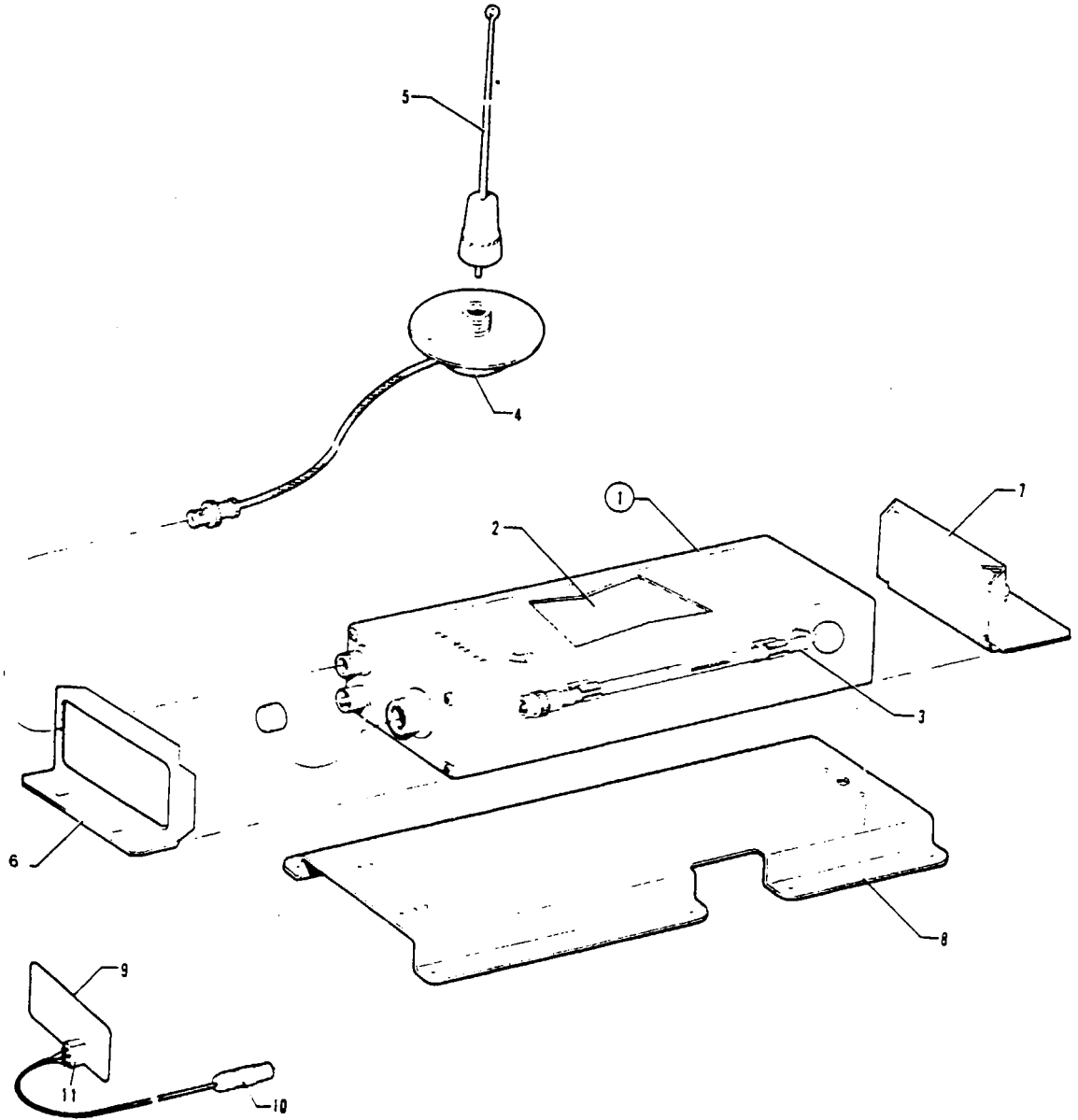


Figure 166 Piper Automatic Locator (ELT) Installation
(Garrett Mfg Ltd)

PIPER PARTS CATALOG

CODE EXPLANATIONS FOR FIGURE 166

- A - Used with Transmitter Assembly P/N 756 398 (Model 627484-1)
- B - Used with Transmitter Assembly P/N 761 939 (Model 627674-1)
- C - Used with Transmitter Assembly P/N 761 967 (Model 627810-1)
- D - No longer available Order ELT Replacement Kit 764 082 (Garrett ELT to Narco ELT10) as a replacement

PIPER PARTS CATALOG

Figure and Index Number	Part Number	Code	NOMENCLATURE	No. Req.	SERIAL NUMBERS AFFECTED
166-	53106	A	DRAWING - Piper Automatic Locator (ELT) Installation		
	53730	B,C	DRAWING - Piper Automatic Locator (ELT) Installation		
-1	756 398	D	TRANSMITTER ASSEMBLY - Automatic locator (627484-1) (includes magnesium battery pack)	1	
	761 939	D	TRANSMITTER ASSEMBLY - Automatic locator (627674-1) (includes magnesium battery pack)	1	
	761 967	D	TRANSMITTER ASSEMBLY - Automatic locator (627810-1) (includes lithium battery pack)	1	
-2	758 281	A,B	* BATTERY PACK - Transmitter assembly (magnesium)	1	
	758 364	C,D	* BATTERY PACK - Transmitter assembly (lithium)	1	
-3	751 316		* ANTENNA ASSEMBLY - Telescopic	1	
-4	751 318		CABLE AND BASE ASSEMBLY - Whip antenna	1	
-5	751 319		ANTENNA ASSEMBLY - Whip (less cable and base)	1	
-6	758 266		BRACKET - Forward transmitter mounting	1	
-7	758 267		BRACKET ASSEMBLY - Aft transmitter mounting (includes lock knob)	1	
-8	53093-00		BRACKET ASSEMBLY - Emergency locator transmitter	1	
-9	33543-00	B	PLACARD - Warning (ELT)	1	
	80418-02	C	PLACARD - Warning (ELT)	1	
-10	555 731	B,C	CONNECTOR - (612129-3)	1	
-11	587 951	B	SWITCH - ELT (7103K)	1	
	587 965	C	SWITCH - ELT (7101K)	1	

When ordering, always specify Part Number, Description and Serial Number of Aircraft

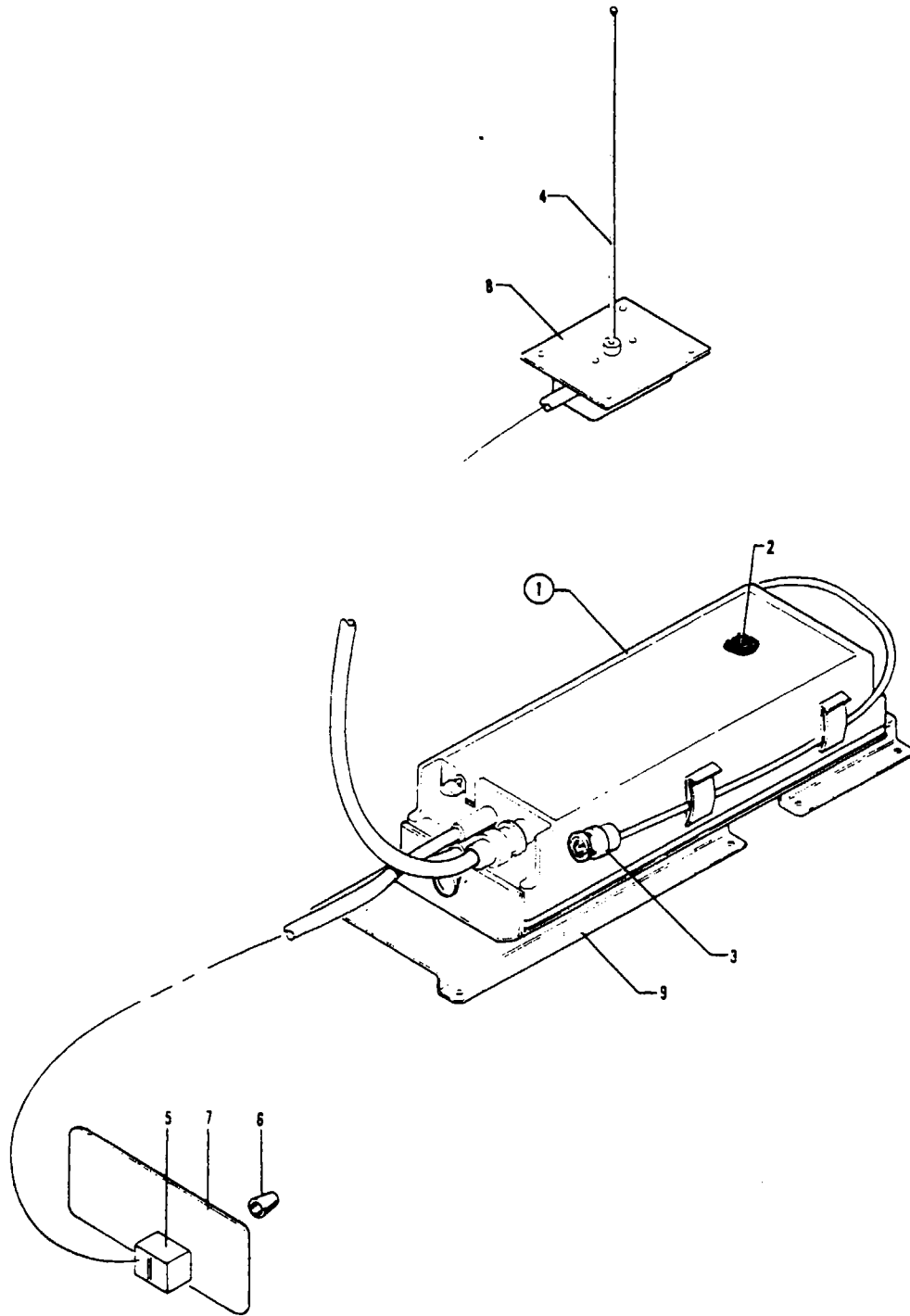


Figure 167 Piper Automatic Locator (ELT) Installation
(Communications Components Corp.)

PIPER PARTS CATALOG

CODE EXPLANATIONS FOR FIGURE 167

V - These parts must be ordered from Service Spares Department, Piper Aircraft Corp., Vero Beach, Florida.

PIPER PARTS CATALOG

Figure and Index Number	Part Number	Code	NOMENCLATURE	No. Req.	SERIAL NUMBERS AFFECTED
167-	55675		DRAWING - Piper Automatic Locator (ELT) Installation		
-1	762 030	V	TRANSMITTER ASSEMBLY - Automatic locator (CIR-11-2), (includes alkaline battery pack)	1	
-2	758 528	V	* BATTERY PACK - Transmitter assembly (alkaline)	1	
-3	758 092	V	* ANTENNA ASSEMBLY - Portable (10-249)	1	
-4	763 004	V	ANTENNA ASSEMBLY - Whip (10-234)	1	
-5	588 043		SWITCH - (7207)	1	
-6	477 829		NUT - Dress (8025)	1	
-7	80529-02		PLACARD - Warning (ELT)	1	
-8	60704-02		PLATE - Doubler	1	
-9	53093-04		BRACKET ASSEMBLY - ELT mounting	1	

When ordering, always specify Part Number, Description and Serial Number of Aircraft

PIPER PARTS CATALOG

GRIDS 4H23 THRU 4H24
INTENTIONALLY LEFT BLANK

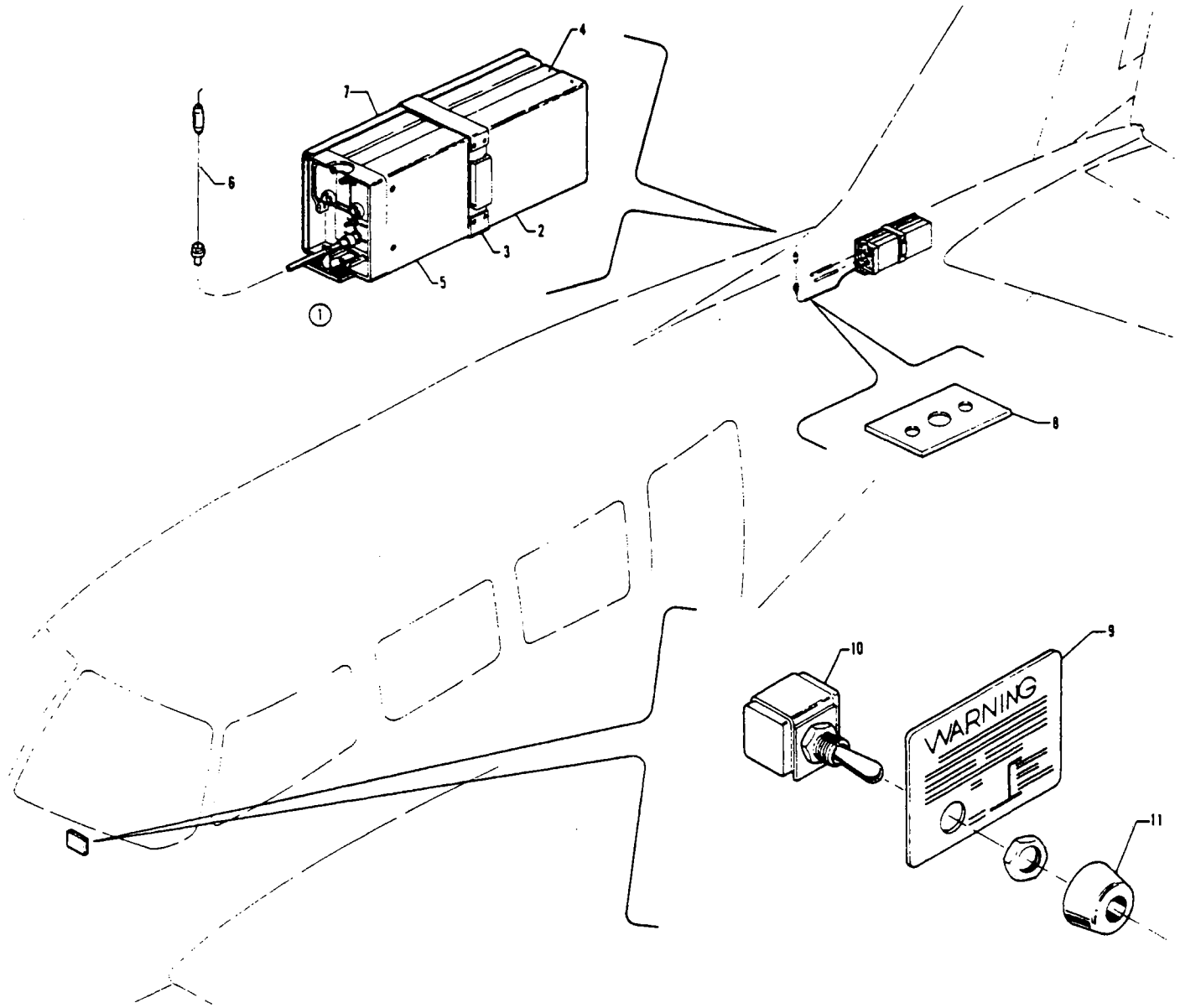


Figure 167A Piper Automatic Locator (ELT) Installation (Narco Avionics)

REVISED MAY 1981

PA-31-300
PA-31-310
FA-31-325

PIPER PARTS CATALOG

CODE EXPLANATIONS FOR FIGURE 167A

PIPER PARTS CATALOG

Figure and Index Number	Part Number	Code	NOMENCLATURE	No Req.	SERIAL NUMBERS AFFECTED
167A-	49736-02		DRAWING - Piper Automatic Locator (ELT) Installation		
-1	54800-54		TRANSMITTER ASSEMBLY - Automatic locator (ELT 10) (includes alkaline battery pack)	1	
-2	758 452		* BATTERY PACK - Transmitter assembly (57674-0001)	1	
-3	762 357		* STRAP - Transmitter assembly (57682-0101)	1	
-4	763 019		* ANTENNA - Blade, portable (57667-0001)	1	
-5	758 453		* BASE - Transmitter assembly (57666-001)	1	
-6	597 257		ANTENNA ASSEMBLY - E L T (01652-0101)	1	
-7	39273-02		BRACKET ASSEMBLY - E.L.T mounting	1	
-8	60704-02		BRACKET - Doubler	1	
-9	80687-02		PLACARD - Warning, E L T	1	
-10	587 965		SWITCH - (7101-K)	1	
-11	477 829		NUT - Dress (8025)	1	

When ordering, always specify Part Number, Description and Serial Number of Aircraft

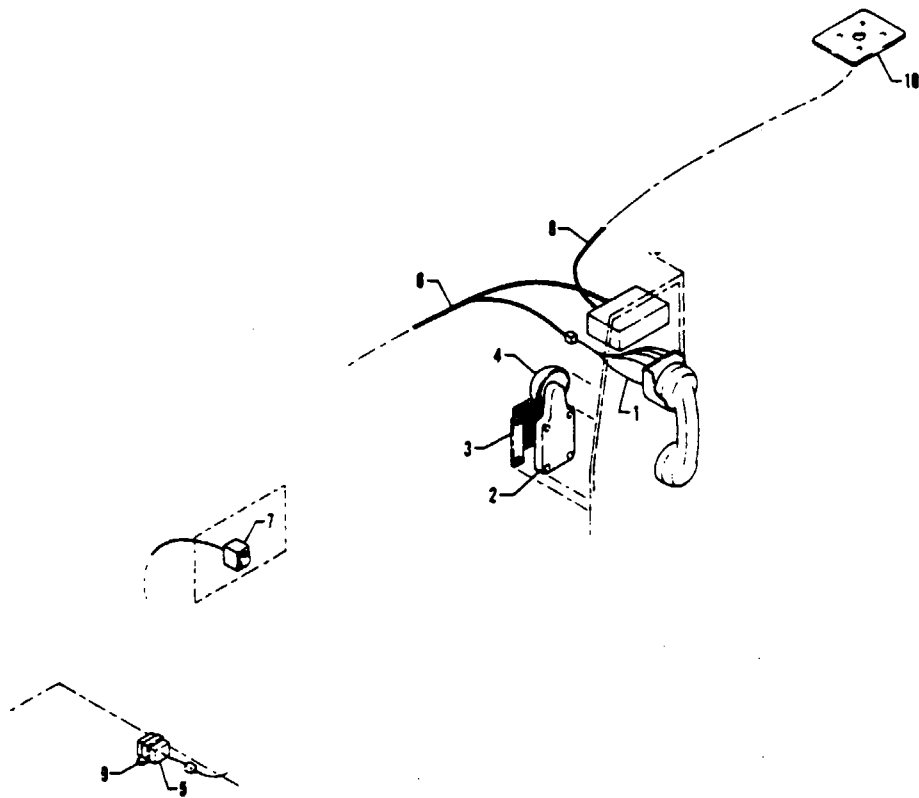


Figure 167B King Radio Telephone Installation

PIPER PARTS CATALOG

CODE EXPLANATIONS FOR FIGURE 167B

PIPER PARTS CATALOG

Figure and Index Number	Part Number	Code	NOMENCLATURE	No. Req.	SERIAL NUMBERS AFFECTED
167B-	49383		DRAWING - King Radio Telephone Installation		31-7812001 and up
-1	49381-02		HARNESS ASSEMBLY - Handset	1	
-2	49383-04		BELL ASSEMBLY	1	
-3	71565-02		* COVER - Bell resistor	1	
-4	452 668		* BELL - Radio telephone	1	
-5	49371-02		RELAY ASSEMBLY	1	
-6	55799-02		HARNESS ASSEMBLY - Radio phone	1	
-7	454 695		CIRCUIT BREAKER - (PS50120-3-24) 3 amp	1	
-8	49985-81		CABLE ASSEMBLY	1	
-9	52188-00		STRAP - Relay	1	
-10	71013-02		PLATE ASSEMBLY - Antenna	1	

When ordering, always specify Part Number, Description and Serial Number of Aircraft

PIPER PARTS CATALOG

THIS PAGE INTENTIONALLY LEFT BLANK

Radio Installation Drawings

REVISED: SEPTEMBER 1977

PA-31-300
PA-31-310
PA-31-325

PIPER PARTS CATALOG

CODE EXPLANATIONS FOR RADIO INSTALLATION DRAWINGS

- A - Components of King Radio Installation (Domestic).
- B - Components of King Radio Installation (International).
- C - Components of Avionics Installation, KTS-31-I, Group 612.
- D - Components of Avionics Installation, KTS-31-I, Group 611.
- E - Components of Avionics Installation, KTG-31 Group
- F - Components of Avionics Installation, KTG-31-I Group.
- G - Components of Avionics Installation, KTS-31 Group.
- H - Components of Avionics Installation, KTS-31-I Group.

PIPER PARTS CATALOG

Figure and Index Number	Part Number	Code	NOMENCLATURE	No. Req.	SERIAL NUMBERS AFFECTED
	41900		DRAWING - Narco Radio Installation; Dual Narco Mark 12A with 360 or 380 channel VHF Transceiver plug 100 channel VOR/ILS Receiver, VOA-4 VOR/ILS Localizer Converter Indicator, VOA-5 VOR/ILS Localizer Converter Indicator with Glide Slope Indication, ADF-T-12 Series Automatic Direction Finder (with or without BFO), KN60 (DME) Distance Measuring Equipment with Ground Speed Indication, UGR Series Glide Slope Receiver, Piper Marker Beacon.		
	43465		DRAWING - Narco Radio Installation (Export "B") Mark 12A 360 or 380 channel VHF Transceiver (100 channel) VOR/ILS Receiver; VOA-5 VOR/ILS Localizer Converter Indicator with Glide Slope Indication; SA-14R Series HF Transceiver with fixed Antenna and Automatic Coupler; Dual ADF-T-12 Series Automatic Direction Finder and Dual Needle Indicator (with or without BFO); UGR Series Glide Slope Receiver; Piper Marker Beacon; Radio Coupler to AutoPilot; Passenger Address System.		
	44070		DRAWING - Narco Radio Installation (Export); Mark 16 Series 360 channel VHF Transceiver (100 Channel) VOR/ILS Receiver; VOA-50M (VOA-9 Opt.) VOR/ILS Localizer Converter Indicator with Glide Slope Indication; SA-14R Series HF Transceiver with fixed antenna and Automatic Coupler; Dual ADF-T-12 Series Automatic Direction Finder and Dual Needle Indicator (with or without BFO); UGR Series Glide Slope Receiver; Piper Marker Beacon or Narco Marker Beacon; Radio Coupler to AutoPilot; Passenger Address System.		
	44072		DRAWING - Narco Radio Installation (Domestic); Dual Mark 16 Series 360 Channel VHF Transceiver (100 Channel) VOR/ILS Receiver; VOA-40 (VOA-8 Opt.) VOR/ILS Localizer Converter Indicator, VOA-50M (VOA-9 Opt.) VOR/ILS Localizer Converter Indicator with Glide Slope Indication, ADF-T-12 Series Automatic Direction Finder (with or without BFO), KN60 DME, Distance Measuring Equipment with Ground Speed Indication, UGR Series Glide Slope Receiver, Piper Marker Beacon or Narco Marker Beacon.		
	44173		DRAWING - Narco Radio Installation (Domestic); Dual Mark 12B 360 or 380 Channel VHF Transceiver (100 Channel) VOR/ILS Receiver; VOA-40 (VOA-8 Opt.) VOR/ILS Localizer Converter Indicator, VOA-50M (VOA-9 Opt.) VOR/ILS Localizer Converter Indicator with Glide Slope Indication, ADF-T-12 Series Automatic Direction Finder (with or without BFO) KN60 DME, Distance Measuring Equipment with Ground Speed Indication, UGR Series Glide Slope Receiver, Piper Marker Beacon or Narco Marker Beacon.		

When ordering, always specify Part Number, Description and Serial Number of Aircraft

REVISED: SEPTEMBER 1977

PA-31-300
PA-31-310
PA-31-325

PIPER PARTS CATALOG

Figure and Index Number	Part Number	Code	NOMENCLATURE	No. Req.	SERIAL NUMBERS AFFECTED
	43600		DRAWING - King Transponder Installation; KPX-760A Serial Transponder - Modes A and C plus SPI-(Ident.) available on Mode A (Tso'd.)		
	44014		DRAWING - UAT-1 Series Transponder with solid mount Modes A and C plus SPI-(Ident.) available on Mode A (Tso'd.)		
	42653		DRAWING - VOA-4, VOA-8, VOA-40 VOR Localizer Converter Indicator on right side		
	53587		DRAWING - King Silver Crown Radio Installation		31-7300924 to 31-7401254 incl.
	52075		DRAWING - Single King KB-85 with ADF		31-7300924 to 31-7401254 incl.
	53534		DRAWING - King KN-80C DME Radio Installation		31-7300924 to 31-7401254 incl.
	53567		DRAWING - King KX-170B NAV/COMM 1 Installation		31-7300924 to 31-7401254 incl.
	53575		DRAWING - King KMA-20 Audio-Amplifier and M/B Installation		31-7300924 to 31-7401254 incl.
	53578		DRAWING - King-170B NAV/COMM 2 Installation		31-7300924 to 31-7401254 incl.
	53604		DRAWING - King KT-76 Transponder Installation		31-7300924 to 31-7401254 incl.
	53609		DRAWING - Avionics Installation, KTS-31 Group		31-7300924 to 31-7401268 incl.
	54120		DRAWING - Avionics Installation, KTS-31-I Group		31-7300924 to 31-7401268 incl.
	52075	G	DRAWING - Single King KR-85 with ADF		31-7300924 to 31-7401268 incl.
	53938	H	DRAWING - Dual King KR-85 with ADF		31-7300924 to 31-7401268 incl.
	53558	G,H	DRAWING - King KX-175B NAV/COMM 1 Installation		31-7300924 to 31-7401268 incl.
	53559	G,H	DRAWING - King KX-175B NAV/COMM 2 Installation		31-7300924 to 31-7401268 incl.
	53575	G,H	DRAWING - King KMA-20 Audio Amplifier and M/B Installation		31-7300924 to 31-7401268 incl.
	53598	G	DRAWING - King KN-65 DME Installation		31-7300924 to 31-7401268 incl.
	53604	G	DRAWING - King KT-76 Transponder Installation		31-7300924 to 31-7401268 incl.
	54077	H	DRAWING - Sunair ASB-13, HF COMM Installation		31-7300924 to 31-7401268 incl.
	53741		DRAWING - King Gold Crown Radio Installation (Domestic)		31-7300963 to 31-7401254 incl.
	53747		DRAWING - King Gold Crown Radio Installation (International)		31-7300963 to 31-7401254 incl.
	42807	A,B	DRAWING - King KTR-900 (COMM 1) Radio Installation		31-7300963 to 31-7401254 incl.
	42834	A,B	DRAWING - King KTR-900A (COMM 2) Radio Installation		31-7300963 to 31-7401254 incl.
	42840	A,B	DRAWING - King KNI-500L (NAV 1) Radio Installation		31-7300963 to 31-7401254 incl.
	42963	A,B	DRAWING - King KDM-700A, DME Radio Installation		31-7300963 to 31-7401254 incl.
	42984	A,B	DRAWING - King KNI-500 (NAV 2) Radio Installation		31-7300963 to 31-7401254 incl.
	44239	A	DRAWING - Single King KDF-800 ADF Radio Installation		31-7300963 to 31-7401254 incl.
	44249	B	DRAWING - Dual King KDF-800 ADF Radio Installation		31-7300963 to 31-7401254 incl.
	43177	B	DRAWING - Sunair Radio Installation		31-7300963 to 31-7401254 incl.
	53669	A,B	DRAWING - King KAA-445 and KA-37 Audio Amplifier Installation		31-7300963 to 31-7401254 incl.
	53940		DRAWING - Avionics Installation, KTS-31-I, Group 612		31-7401220 to 31-7401254 incl.
	53941		DRAWING - Avionics Installation, KS-31-I, Group 611		31-7401220 to 31-7401254 incl.
	43427	C,D	DRAWING - Sunair SA-14RA Installation		31-7401220 to 31-7401254 incl.
	53558	C	DRAWING - King KX-175B NAV/COMM 1 Installation		31-7401220 to 31-7401254 incl.
	53567	D	DRAWING - King KX-170B NAV/COMM 1 Installation		31-7401220 to 31-7401254 incl.
	53559	C	DRAWING - King KX-175B NAV/COMM 2 Installation		31-7401220 to 31-7401254 incl.
	53578	D	DRAWING - King KX-170B NAV/COMM 2 Installation		31-7401220 to 31-7401254 incl.
	53575	C,D	DRAWING - King DMA-20 Audio Amplifier and M/B Installation		31-7401220 to 31-7401254 incl.
	53938	C,D	DRAWING - King KR-85 ADF Installation		31-7401220 to 31-7401254 incl.

When ordering, always specify Part Number, Description and Serial Number of Aircraft

PIPER PARTS CATALOG

Figure and Index Number	Part Number	Code	NOMENCLATURE	No. Req.	SERIAL NUMBERS AFFECTED
	54070		DRAWING - Avionics Installation, KTG-31 Group		31-7401255 to 31-7401268 incl
	54080		DRAWING - Avionics Installation, KTG-31-I Group		31-7401255 to 31-7401268 incl.
	54100	E,F	* DRAWING - King KTR-900A (COMM 1 & COMM 2) Installation		31-7401255 to 31-7401268 incl.
	54079	E,F	* DRAWING - King KNI-520 (NAV 1) Installation		31-7401255 to 31-7401268 incl.
	54056	E,F	* DRAWING - King KNI-520 (NAV 2) Installation		31-7401255 to 31-7401268 incl.
	54074	E	* DRAWING - King KDM-705 DME Installation		31-7401255 to 31-7401268 incl
	44239	E	* DRAWING - King KDF-800, Single ADF Installation		31-7401255 to 31-7401268 incl.
	44249	F	* DRAWING - King KDF-800, Dual ADF Installation		31-7401255 to 31-7401268 incl
	54077	F	* DRAWING - Sunair ASB-130 HF COMM Installation		31-7401255 to 31-7401268 incl
	53669	E,F	* DRAWING - King KAA-445 and KA-37 Audio Amplifier Installation		31-7401255 to 31-7401268 incl
	43600	E	* DRAWING - King KXP-750A Transponder Installation		31-7401255 to 31-7401268 incl.
	54030		DRAWING - Avionics Installation, NT-31 Group		31-7401255 to 31-7401268 incl.
	54037		* DRAWING - Narco NAV 112, NAV 1 Installation		31-7401255 to 31-7401268 incl
	54038		* DRAWING - Narco NAV 111, NAV 2 Installation		31-7401255 to 31-7401268 incl.
	54034		* DRAWING - Narco COM 111, COMM 1 Installation		31-7401255 to 31-7401268 incl.
	54035		* DRAWING - Narco COM 111, COMM 2 Installation		31-7401255 to 31-7401268 incl.
	54032		* DRAWING - Narco CP125 Audio Amplifier and M/B Installation		31-7401255 to 31-7401268 incl
	54102		* DRAWING - Bendix ADF Installation		31-7401255 to 31-7401268 incl.
	53902		* DRAWING - Narco AT50A Transponder Installation		31-7401255 to 31-7401268 incl.
	53598		* DRAWING - King KN-65 DME Installation		31-7401255 to 31-7401268 incl.
	54200		DRAWING - Avionics Installation, CT-1-31 Group		31-7512019 to 31-8012102 incl
	54315		DRAWING - Avionics Installation, KTS-1-31		31-7612038 and up
	54270		DRAWING - Avionics Installation, KTG-3-31		31-7512021 to 31-8012102 incl.
	54439		DRAWING - Avionics Installation, NT-1-31 TSO (NARCO)		31-7512019 to 31-7712103 incl
	54416		* DRAWING - Narco ADF-140, ADF Installation		31-7512019 to 31-7712103 incl.
	54428		* DRAWING - Narco CP-127 Audio Panel Installation		31-7512019 to 31-7712103 incl
	54034		* DRAWING - Narco COM III/IIIB, COMM 1 Installation		31-7512019 to 31-7712103 incl.
	54035		* DRAWING - Narco COM III/IIIB, COMM 2 Installation		31-7512019 to 31-7712103 incl
	54036		* DRAWING - Narco NAV114, NAV 1 Installation		31-7512019 to 31-7712103 incl
	53902		* DRAWING - Narco AT50A Transponder Installation		31-7512019 to 31-7712103 incl
	54417		* DRAWING - Narco DME-190, DME Installation		31-7512019 to 31-7712103 incl
	54038		* DRAWING - Narco NAV III, NAV 2 Installation		31-7512019 to 31-7712103 incl.
	54436		DRAWING - Avionics Installation, NT-2-31(I) TSO (NARCO)		31-7512041 to 31-7712103 incl.
	54428		* DRAWING - Narco CP-127, Audio Panel Installation		31-7512041 to 31-7712103 incl
	54500		* DRAWING - Narco Dual ADF-140, ADF Installation		31-7512041 to 31-7712103 incl
	54034		* DRAWING - Narco COM III/IIIB, COMM 1 Installation		31-7512041 to 31-7712103 incl
	54035		* DRAWING - Narco COM III/IIIB, COMM 2 Installation		31-7512041 to 31-7712103 incl
	54036		* DRAWING - Narco NAV 114, NAV 1 Installation		31-7512041 to 31-7712103 incl
	54077		* DRAWING - Sunair ASB-130, HF COMM Installation		31-7512041 to 31-7712103 incl
	54038		* DRAWING - Narco NAV III, NAV 2 Installation		31-7512041 to 31-7712103 incl
	53919		DRAWING - Avionics Installation, KTG-3-31(I) Group		31-7512070 to 31-7912124 incl
	54650		DRAWING - Avionics Installation, KTS-2-31 (I)		31-7512070 to 31-7912124 incl
	55160		DRAWING - Avionics Installation, CTM-1-31		31-7712001 and up
	55336		DRAWING - VOR/LOC Repeater Installation		31-7712001 to 31-7912124 incl
	49383		DRAWING - Radio Telephone Installation, King (KT-96)		31-7812001 and up
	55726		DRAWING - Bendix Radar Installation (RDR-160)		31-7912001 and up
	55716		DRAWING - King Radar Installation (KWX-50)		31-7912001 and up
	55725		DRAWING - R C A Radar Installation (Primus 20B)		31-7912001 to 31-8012102 incl
	55941		DRAWING - Avionics Battery Installation		31-7812001 and up

When ordering, always specify Part Number, Description and Serial Number of Aircraft

PIPER PARTS CATALOG

Figure and Index Number	Part Number	Code	NOMENCLATURE	No. Req.	SERIAL NUMBERS AFFECTED
	44172		DRAWING - Narco Radio Installation (Export "B") Mark 12B 360 or 380 Channel VHF Transceiver (100 Channel) VOR/ILS Receiver; VOA-50M (VOA-9 Opt.) VOR/ILS Localizer Converter Indicator with Glide Slope Indication; SA-14R Series HF Transceiver with Fixed Antenna and Automatic Coupler; Dual ADF-T-12 Series Automatic Direction Finder and Dual Needle Indicator (with or without BFO); UGR Series Glide Slope Receiver; Piper Marker Beacon or Narco Marker Beacon; Radio Coupler to AutoPilot; Passenger Address System.		
	52774		DRAWING - Narco Radio Installation (Domestic); Dual COM 11; NAV 11; NAV 12; ADF-T-12C Series Automatic Direction Finder (with or without BFO) or ADF-T-12D Series Automatic Direction Finder (Digital with BFO) or KR-85 King ADF; KN60C DME, Distance Measuring Equipment with Ground Speed Indication; Piper Marker Beacon or Narco Marker Beacon.		
	52769		DRAWING - Narco Radio Installation (Export); COM 11; NAV 12; Dual ADF-T-12C Series Automatic Direction Finder (with or without BFO) or Dual ADF-T-12D Series Automatic Direction Finder (Digital with BFO) or Dual KR-85 King ADF; Sunair SA-14R Series Transceiver with Fixed Antenna; Piper Marker Beacon or Narco Marker Beacon.		
	42995		DRAWING - King Radio Installation; Dual KTR-900A with 360 Channel remote mounted Comm. Transceiver with KFS-590 Control Head, Dual KNR-600 (100 Channel) Remote Mounted Omni/Loc. Nav. Receiver, KNI-500 integrated Omni/Loc. and Glide Slope and Marker Beacon Indicator, KDM-700A remote tuned distance measuring equipment (DME) with KDI-570 indicator, KGM-690 remote mounted Marker Beacon and Glide Slope Receiver, KAA-445 remote mounted Dual Audio Amplifier and King KDG-900 with KNI-580 Indicator and KFS-580 Control Head (second KFS-585 Control Head Opt.)		
	43227		DRAWING - King Radio Installation (Export); KTR-900A with 360 Channel remote mounted Comm. Transceiver with KFS-590 Control Head, KNR-600 (100 Channel) remote mounted Omni/Loc. Nav. Receiver, KNI-500L Integrated Omni/Loc., Glide Slope and Marker Beacon indicator, KDM-700A Remote Tuned Distance Measuring Equipment (DME) with KDI-570 Indicator, KGM-690 Remote Mounted Marker Beacon and Glide Slope Receiver, KAA-445 Remote Mounted Dual Audio Amplifier, Dual King KDF-800 with Bendix Dual Needle 551-C Indicator and Sunair SA-14R Series Transceiver with Fixed Antenna.		
	42358		DRAWING - Bendix Transponder Installation; TPR-600 Series Transponder - Modes A and C plus SPI-(Ident.) available on Mode A. (Tso'd.)		

When ordering, always specify Part Number, Description and Serial Number of Aircraft

PIPER PARTS CATALOG

Figure and Index Number	Part Number	Code	NOMENCLATURE	No Req.	SERIAL NUMBERS AFFECTED
54439			DRAWING - Avionics Installation, NT-1-31 TSO (NARCO)		31-7512019 to 31-7712103 incl
54416			* DRAWING - Narco ADF-140, ADF Installation		31-7512019 to 31-7712103 incl
54428			* DRAWING - Narco CP-127 Audio Panel Installation		31-7512019 to 31-7712103 incl
54034			* DRAWING - Narco COM III/IIIB, COMM 1 Installation		31-7512019 to 31-7712103 incl
54035			* DRAWING - Narco COM III/IIIB, COMM 2 Installation		31-7512019 to 31-7712103 incl
54036			* DRAWING - Narco NAV 114, NAV 1 Installation		31-7512019 to 31-7712103 incl
53902			* DRAWING - Narco AT50A Transponder Installation		31-7512019 to 31-7712103 incl
54417			* DRAWING - Narco DME-190, DME Installation		31-7512019 to 31-7712103 incl
54038			* DRAWING - Narco NAV III, NAV 2 Installation		31-7512019 to 31-7712103 incl
54436			DRAWING - Avionics Installation, NT-2-31(1) TSO (NARCO)		31-7512041 to 31-7712103 incl
54428			* DRAWING - Narco CP-127, Audio Panel Installation		31-7512041 to 31-7712103 incl
54500			* DRAWING - Narco Dual ADF-140, ADF Installation		31-7512041 to 31-7712103 incl
54034			* DRAWING - Narco COM III/IIIB, COMM 1 Installation		31-7512041 to 31-7712103 incl
54035			* DRAWING - Narco COM III/IIIB, COMM 2 Installation		31-7512041 to 31-7712103 incl
54036			* DRAWING - Narco NAV 114, NAV 1 Installation		31-7512041 to 31-7712103 incl
54077			* DRAWING - Sunair ASB-130, HF COMM Installation		31-7512041 to 31-7712103 incl
54038			* DRAWING - Narco NAV III, NAV 2 Installation		31-7512041 to 31-7712103 incl
53919			DRAWING - Avionics Installation, KTG-3-31(I) Group		31-7512070 to 31-7912124 incl
54077			* DRAWING - Sunair ASB-130, HF COMM Installation		31-7512070 to 31-7912124 incl
54264			* DRAWING - King KTR905 (COMM 1 & COMM 2) Installation		31-7512070 to 31-7912124 incl
54267			* DRAWING - King KNR-630 & KNR-632 (NAV 1 & NAV 2) Installation		31-7512070 to 31-7912124 incl
54279			* DRAWING - King KAA-445 Audio Amplifier Installation		31-7512070 to 31-7912124 incl
54402			* DRAWING - Collins 332C-10 RMI & King Dual KDF-805 System Installation		31-7512070 to 31-7912124 incl
55941			* DRAWING - Avionics Battery Installation		31-7812001 to 31-7912124 incl
54650			DRAWING - Avionics Installation, KTS-2-31(I)		31-7512070 to 31-7912124 incl
54077			* DRAWING - Sunair ASB-130, HF COMM Installation		31-7512070 to 31-7912124 incl
54690			* DRAWING - King KX-175BE NAV/COMM Installation		31-7512070 to 31-7912124 incl
53575			* DRAWING - King KMA-20 Audio Amplifier and M/B Installation		31-7512070 to 31-7912124 incl
54648			* DRAWING - RCA (AVI-202) RMI and King Dual KR-85		31-7512070 to 31-7912124 incl
55941			* DRAWING - Avionics Battery Installation		31-7812001 to 31-7912124 incl
55160			DRAWING - Avionics Installation, CTM-1-31		31-7712001 and up
55161			* DRAWING - Equipment Installation, CTM-1-31		31-7712001 and up
55941			* DRAWING - Avionics Battery Installation		31-7812001 and up
55336			DRAWING - VOR/LOC Repeater Installation		31-7712001 to 31-7912124 incl
71800			DRAWING - Avionics Installation, KTS-2-31		31-8112001 and up

When ordering, always specify Part Number, Description and Serial Number of Aircraft

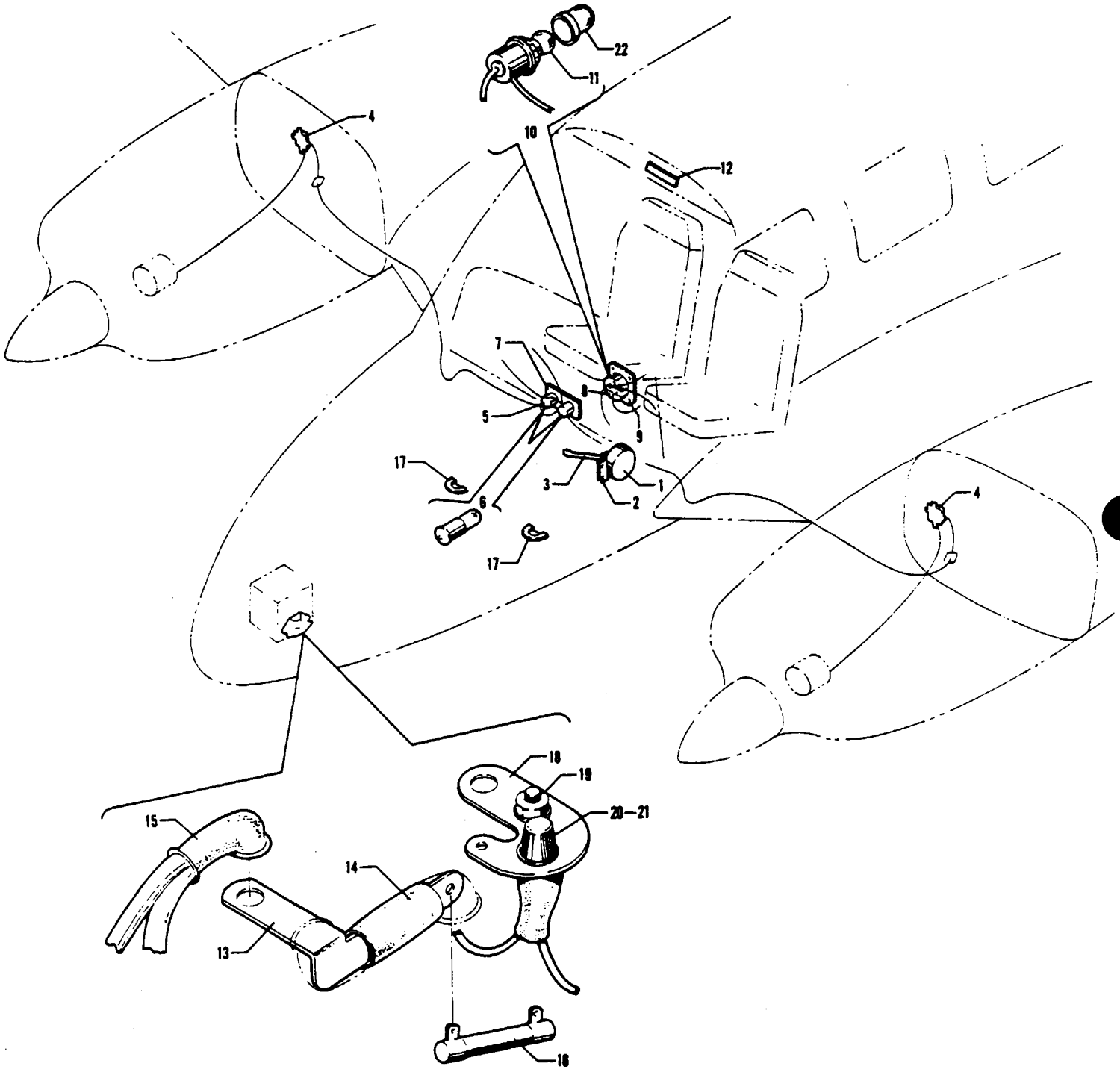


Figure 168. Special Equipment Installed on Aircraft that comply with C.A.A. (United Kingdom) Requirements

PIPER PARTS CATALOG

CODE EXPLANATIONS FOR FIGURE 168

- A - Used if Notifier Corp Model No N-DC is stamped on horn name plate
- B - Used if Safe Flight Instrument Corp Model No 02404-2 is stamped on horn
- C - Used on airplanes with serial numbers 31-5 to 31-659 and 31-661 to 31-711 inclusive
- D - Used on PA-31-310 airplanes only
- E - Used on PA-31-325 airplanes only
- F - Used if Nacelle Fuel System (Nayak) is installed

PIPER PARTS CATALOG

Figure and Index Number	Part Number	Code	NOMENCLATURE	No. Req.	SERIAL NUMBERS AFFECTED
168-	43826	C	DRAWING - Stall Warning Horn Installation		31-5 to 31-841 inclusive 31-5 to 31-7512069 inclusive 31-7512070 and up
	43808		DRAWING - Alternator Warning Light Installation		
	43817		DRAWING - Voltmeter Installation		
	54408		DRAWING - Voltmeter Installation		
	43824		DRAWING - Fuel Tank Capacities Placard Installation		
	43815		DRAWING - Special Electrical Power Installation		
	43865		DRAWING - Baggage Compartment Vent Installation		
-1	565 280 565 323	A	HORN - Stall warning (24 VDC, 0 1A, Model N-DC)	1	31-5 to 31-489 inclusive
-2	43835-00 44235-00		BRACKET - Horn support	1	31-490 and up
-3	43836-00	A	PLATE - Stall warning horn mounting	1	
-4	43836-00		TUBE - Horn support	1	
-5	43828-00		RELAY ASSEMBLY - Alternator warning	2	31-5 to 31-841 inclusive
-6	43830-00		LIGHT ASSEMBLY - Alternator warning	1	31-5 to 31-841 inclusive
-7	472 028		* BULB - Alternator warning (327)	1	31-5 to 31-841 inclusive
-8	43807-00		PLACARD - Alternator warning (581 413)	1	31-5 to 31-841 inclusive
-9	43816-00		VOLTMETER ASSEMBLY - (550 767)	1	
-10	43812-00		PLATE - Voltmeter adapter	1	31-5 to 31-7512069 inclusive
-11	53973-02		PLATE - Voltmeter adapter	1	31-7512070 to 31-7712010 incl
-12	47755-02		SOCKET ASSEMBLY - Voltmeter light	1	31-5 to 31-7512069 inclusive
-13	47755-00		SOCKET ASSEMBLY - Voltmeter light	1	31-7512070 and up
-14	453 792		BULB - Voltmeter (PS10008-1828)	1	
-15	43819-00	D	PLACARD - Fuel tank capacities	1	
-16	80333-02	E	PLACARD - Fuel tank capacities	1	
-17	74047-02	E,F	PLACARD - Fuel tank capacities	1	
-18	43810-00	C	LINK - Circuit protector	1	
-19	23969-04	C	BOOT - Electrical terminal	1	
-20	23969-05	C	BOOT - (5466)	1	
-21	484 441	C	RESISTOR - (15 ohm, 25 W, 0200R)	1	
-22	22482-00		SCOOP - Air, forward baggage	2	
-23	42399-02	C	LINK ASSEMBLY - Bus bar	1	
-24	456 704	C	* DIODE - (1N1183)	1	
-25	465 256	C	* HOLDER - Fuse (HKP-GG)	1	
-26	461 623	C	* FUSE - (AGC-5)	1	
-27	560 690		FILTER - Lamp (1813/27B-1)	1	

When ordering, always specify Part Number, Description and Serial Number of Aircraft

PIPER PARTS CATALOG

GRIDS 4117 THRU 4124
INTENTIONALLY LEFT BLANK

Revised. February 18, 1994

4117

PIPER PARTS CATALOG

INTERNAL
 EXTERNAL

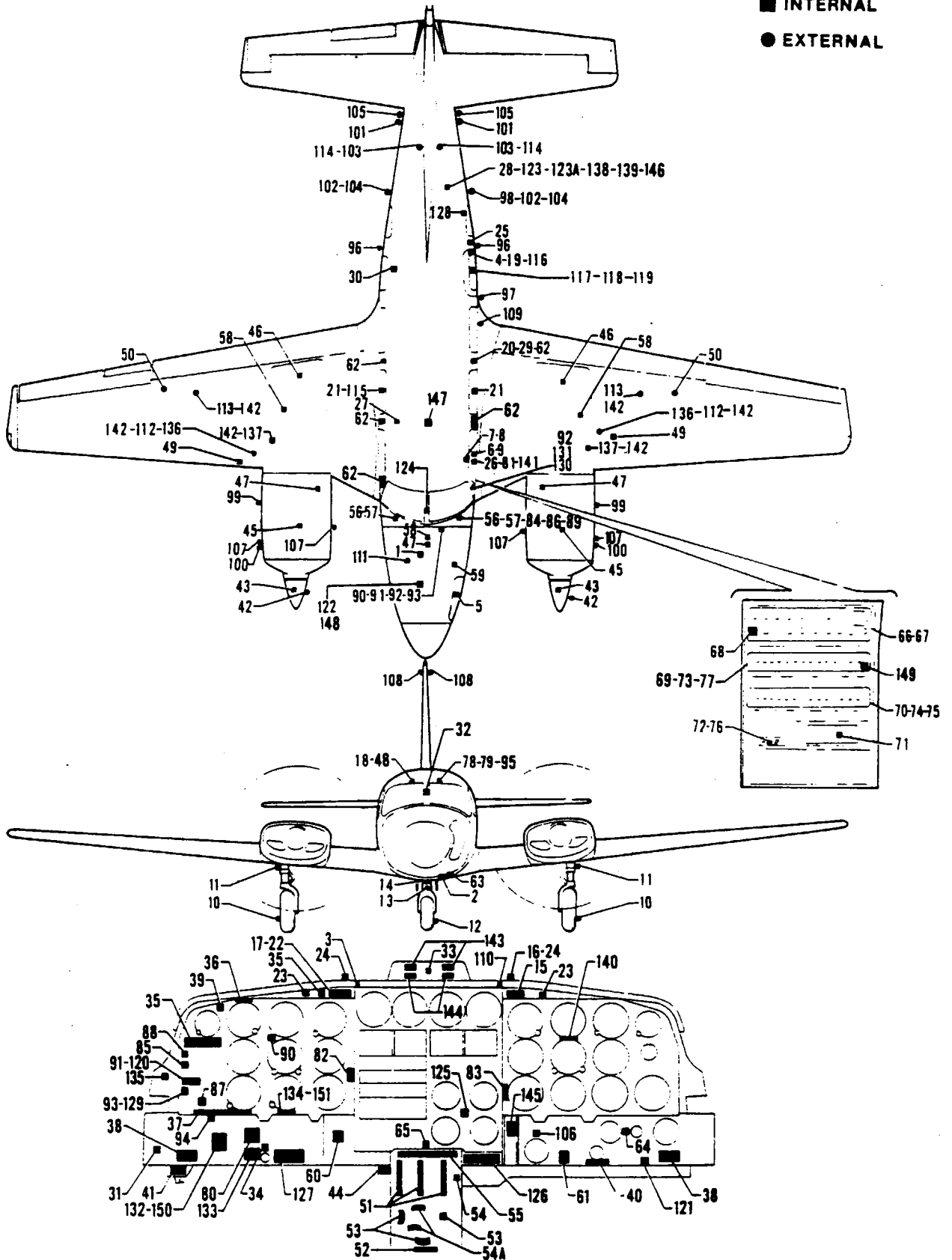


Figure 169 Placards and Exterior Stencils

PIPER PARTS CATALOG

CODE EXPLANATIONS FOR FIGURE 169

- A - Used on PA-31-310 and PA-31-325 airplanes only
- B - Used on PA-31-300 airplanes only
- C - Used on aircraft that comply with C A A (United Kingdom) requirements
- D - Used on serial numbers 31-5 to 31-659 inclusive, and 31-661 to 31-711 inclusive
- E - Used on serial numbers 31-5 to 31-45, 31-47 to 31-85, 31-87 to 31-108, 31-110 to 31-125, 31-127 to 31-238 inclusive
- F - Used on serial numbers 31-46, 31-86, 31-109, 31-126, 31-239 to 31-900 inclusive
- G - Used on PA-31-325 airplanes only
- H - Used on PA-31-310 airplanes only
- J - Used on serial numbers 31-7400990, 31-7512006 to 31-7612028, and 31-7612030 to 31-7612110 inclusive
- K - Used on serial numbers 31-5 to 31-7300923 inclusive, 31-7300925, 31-7300927, 31-7300929 and 31-7300931
- L - Used with 2-blade propeller assembly only
- M - Used with 3-blade propeller assembly only
- N - Used with Hartzell Propeller Assemblies (HC-E2YR-2BTF/FC8475-4), (HC-E2YR-2BTF/FC8475A-4), (HC-E3YR-2ATF/FC8468-6R), (HC-E3YR-2ALTF/FJ8468-6R), (HC-E3YR-2ATF/FC8468-7R) and (HC-E3YR-2ALTF/FJC8468-7R)
- P - Used if RMI is not installed
- Q - Used if air conditioning is installed
- R - Used on airplanes with serial numbers 31-5 to 31-900 inclusive if air conditioning has been installed Refer to Figure 129 if air conditioning is installed on airplanes with serial numbers 31-752 and up
- S - Used if Alternator Warning Light Installation Kit 760 745 has been installed
- T - Used if AltiMatic V F/D is installed
- U - Used if strobe lights are installed
- V - These parts must be ordered from Service Spares Department, Piper Aircraft Corporation, Vero Beach, Florida
- W - Used with the following avionics packages KTG-3-31 and CT-1-31
- X - Used with avionics package KTS-1-31
- Y - Used with avionics package KTG-4-31 (1)
- Z - Used with avionics package KTS-2-31 (1)
- AA - Used with avionics package NT-2-31 (1)
- AB - Used on serial numbers 31-5 to 31-227 inclusive, 31-229 and 31-232.
- AC - Order placard 44368-00 if 70 amp alternator has been installed
- AD - Used on serial numbers 31-228, 31-230, 31-231, 31-233 to 31-841 inclusive
- AE - Used if electric gyros are not installed
- AF - Used if electric gyros are installed
- AG - Used with the following avionics packages KTG-3-31, NT-1-31 and CT-1-31
- AH - Used if yaw damper is installed
- AJ - Used with the following avionics packages: KTG-4-31 (1) and NT-2-31 (1)
- AK - Used on serial numbers 31-5 to 31-659 inclusive, and 31-661 to 31-711 inclusive Order Part No 52707-00 if AltiMatic V F/D is installed
- AL - Also used if AltiMatic V F/D or V F/D-1 is installed
- AM - Used if red strobe light is installed
- AN - Used if white strobe lights are installed
- AP - Used on serial numbers 31-5 to 31-372 inclusive if AltiMatic IIIB is installed
- AQ - Used if boom mike is installed
- AR - Used if autopilot disconnect switch is not installed on side of control wheel
- AS - Used if Narco Mark 16 radios are installed
- AT - Used only if Narco NAV 14 radios are installed
- AU - Used if King radios are installed
- AV - Used with Transmitter Assembly Part No 761 939 (Model 627674-1)
- AW - Used with Transmitter Assembly Part No 761 967 (Model 627810-1)
- AX - Used if strobe lights are not installed
- AY - Used if wing lockers are not installed
- AZ - Used if RMI is installed

PIPER PARTS CATALOG

CODE EXPLANATIONS FOR FIGURE 169 (cont)

- BA - Used if Nacelle Fuel System (Nayak) is not installed
- BB - Used if Nacelle Fuel System (Nayak) is installed
- BC - Used in conjunction with cargo loading placard P/N 53716-00
- BD - Used only if attitude gyro P/N 71181-02 is installed
- BE - Used on aircraft with serial numbers 31-2 to 31-7812129 inclusive if Flap Travel Restriction and Placard Installation Kit 764 396 has been installed per Service Bulletin 739
- BF - Used on aircraft with serial numbers 31-5 to 31-7812129 inclusive if Flap Transmission Replacement Kit 764 957L has been installed per Service Letter No 959
- BG - Used on aircraft that have installed Calco Flap System Installation Kit 764 938L per Service Letter 959
- BH - Used on aircraft with serial numbers 31-660, 31-712 to 31-7812129 inclusive if Recirculation Fans Replacement Kit 764 416L has been installed
- BJ - Used if F/D Autopilot is installed
- BK - Used if Autopilot only is installed.
- BL - Used if Edo-Aire Mitchell attitude gyro P/N 52C77-4 is installed

PIPER PARTS CATALOG

Figure and Index Number	Part Number	Code	NOMENCLATURE	No. Req.	SERIAL NUMBERS AFFECTED
169-1	43801-00		PLACARD - Hydraulic reservoir	1	31-300 to 31-799 inclusive
	48023-00		PLACARD - Hydraulic reservoir	1	31-800 and up
-2	43809-00		PLACARD - Starting procedure, external power	1	
-3	80755-02		PLACARD - Annunciator test	1	31-7812001 and up
-4	43067-00		PLACARD - Door handle latch	1	
-5	30568-00	A	PLACARD - Baggage door, baggage capacity	1	
	47545-00	B	PLACARD - Baggage door, baggage capacity	1	
-6	54098-00	C	PLACARD - Armrest stowage	2	
-7	44673-00		PLACARD - Pilot door (open-closed)	1	
-8	44674-00		PLACARD - Pilot door (theft lock)	1	
-9	80298-02		PLACARD - Latch	1	31-7512025 and up
-10	41398-03		PLACARD - Tire inflation, main	2	
-11	40292-04		PLACARD - Oleo service instructions	2	
-12	41398-02		PLACARD - Tire inflation, nose	1	
-13	42742-00		PLACARD - Tow turn limits	1	31-5 to 31-7812064 inclusive
	45331-00		PLACARD - Tow turn limits	1	31-7812065 and up
-14	40292-02		PLACARD - Oleo service instructions	1	
-15	41434-00		PLACARD - Operation category	1	31-5 to 31-7300954 inclusive
-16	41899-00		PLACARD - Map light	1	31-5 to 31-7300954 inclusive
-17	40595-00	D	PLACARD - Stall warning	1	
	40595-02		PLACARD - Stall warning	1	31-660, 31-712 to 31-7612110 inclusive
-18	42552-00	E	PLACARD - Check list	1	
	43803-00	F	PLACARD - Check list	1	
	53224-00		PLACARD - Check list	1	31-7300901 to 31-7912124 incl
	53224-02		PLACARD - Check list	1	31-8012001 and up
-19	41433-00		PLACARD - Overhead light switch	1	31-5 to 31-7612110 inclusive
-20	42457-00		PLACARD - Seat latching	1	31-5 to 31-7612110 inclusive
-21	44545-00		PLACARD - Aft facing seats	2	31-5 to 31-7612050 inclusive
	80428-02		PLACARD - Aft facing seats	2	31-7612051 to 31-7612110 incl
-22	53732-02		PLACARD - Speed control, left	1	31-7300955 to 31-7401254 incl
	71066-02		PLACARD - Operation category, right	1	31-7300955 and up
-23	53731-00		PLACARD - Stall warning, left	1	31-7300955 to 31-7512023 incl
	53734-00		PLACARD - Operation category, right	1	31-7300955 to 31-7712103 incl
	80615-02		PLACARD - Operation category, right	1	31-7812001 and up
	80353-02		PLACARD - Alternator inoperative, left	1	31-7512024 and up
-24	53703-00		PLACARD - Map light	1	31-7300955 and up
-25	53777-02		PLACARD - Interior identification (continental)	1	31-7300924 to 31-7612110 incl
	53777-03		PLACARD - Interior identification (classic)	1	31-7300924 to 31-7612110 incl
	53777-04		PLACARD - Interior identification (contemporary)	1	31-7300924 to 31-7612110 incl
-26	48625-00		PLACARD - Strobe light	1	
-27	42770-03		PLACARD - No smoking and fasten seat belts	1	31-752 to 31-7612110 incl
	42755-00		PLACARD - No smoking and fasten seat belts	1	31-5 to 31-7612110 incl
-28	41432-00		PLACARD - Rear baggage capacity	1	31-7712001 to 31-7812033 incl
	47545-00		PLACARD - Rear baggage capacity	1	31-7812034 and up
-29	80468-02		PLACARD - Table storage	1	31-7712001 and up
-30	41430-00		PLACARD - Toilet seat	1	31-5 to 31-7612110 inclusive
-31	27178-00		PLACARD - Pitch out of trim (581 681)	1	
-32	41345-00		PLACARD - Heated windshield	1	
-33	48550-00		PLACARD - Press to test	1	31-990, 31-7512006 to 31-7712103 inclusive
-34	80247-02		PLACARD - Cigar lighter	1	

When ordering, always specify Part Number, Description and Serial Number of Aircraft

PIPER PARTS CATALOG

Figure and Index Number	Part Number	Code	Nomenclature	No. Req.	Serial Numbers Affected
169-35	54076-02	A	PLACARD - Speed control, mph, black	1	31-7401255 to 31-7612028 incl.
	54076-05	A	PLACARD - Speed control, mph, beige	1	31-7612030 to 31-7612110 incl.
	80323-02	C,G	PLACARD - Speed control, mph and knots, black	1	31-7401255 to 31-7612110 incl.
	80323-03	C,G	PLACARD - Speed control, mph and knots, beige	1	31-7400990, 31-7612006 to 31-7612110 inclusive
	80509-02	H	PLACARD - Speed control, knots, black	1	31-7400990, 31-7512006 to 31-7612110 inclusive
	80585-02	H	PLACARD - Speed control, knots, black	1	31-7712001 to 31-7712106 incl.
	80509-03	H	PLACARD - Speed control, knots, beige	1	31-7812001 and up
	80585-03	H	PLACARD - Speed control, knots, beige	1	31-7712001 to 31-7712106 incl.
	80510-02	G	PLACARD - Speed control, knots, black	1	31-7812001 and up
	80586-02	G	PLACARD - Speed control, knots, black	1	31-7612029, 31-7712001 to 31-7712106 inclusive
	80510-03	G	PLACARD - Speed control, knots, beige	1	31-7812001 and up
	80586-03	G	PLACARD - Speed control, knots, beige	1	31-7712001 to 31-7712106 incl.
-36	80245-02	G,J	PLACARD - Airspeed, 3 mph Vne	1	31-7812001 and up
	80500-02	G	PLACARD - Airspeed, 2.6 knots Vne, black	1	31-7612029, 31-7712001 and up
	80500-03	G	PLACARD - Airspeed, 2.6 knots Vne, beige	1	31-7712001 and up
-37	53695-00	K	PLACARD - Warning	1	
-38	41347-00		PLACARD - Mike and phone jacks	2	
-39	80486-02	G,J	PLACARD - Airspeed, 3 mph Vne	1	
	80499-02	G	PLACARD - Airspeed, 2.6 knots, black	1	31-7612029, 31-7712001 and up
	80499-03	G	PLACARD - Airspeed, 2.6 knots, beige	1	31-7712001 and up
-40	41383-00		PLACARD - Panel lights	1	31-5 to 31-7812129 incl.
	80682-02		PLACARD - Panel lights	1	31-7912001 to 31-7912124 incl.
-41	41472-00		PLACARD - Alternate static source (581 240)	1	
	53739-00	C	PLACARD - Alternate static source (582 042)	1	
-42	46348-02	L	DECAL - Pressure temperature (456 391)	2	
	55316-02	M	DECAL - Pressure temperature (456 439)	2	
-43	46348-07	N	DECAL - Propeller, pressure temperature	2	
-44	80372-02		PLACARD - Propeller synchrophaser control	1	31-7612040 and up
-45	80454-02		PLACARD - Lubrication	2	
	80455-02		PLACARD - Oil capacity (12 quarts)	2	
-46	44719-00	A,BA	PLACARD - Nacelle locker baggage	2	
	74046-02	BB	PLACARD - Nacelle locker baggage	2	
-47	40849-07		PLACARD - "Fuel Pressure"	2	
	40849-08		PLACARD - "Fuel Flow Pressure"	2	
	40849-09		PLACARD - "Instrument Air Deck Pressure"	2	
	40849-11		PLACARD - "Fuel Supply"	2	
	40849-12		PLACARD - "Fuel Gauge Vent"	2	
	40849-13		PLACARD - "Heater Fuel"	2	
-48	41342-00		PLACARD - Off	2	31-5 to 31-353 inclusive
	41349-00		PLACARD - Fuel panel light	1	31-5 to 31-353 inclusive
	41350-00		PLACARD - Fuel control	1	31-5 to 31-353 inclusive
	41344-00		PLACARD - Emergency fuel shut-off, left	1	
	41343-00		PLACARD - Emergency fuel shut-off, right	1	
	42827-00		PLACARD - Lift	1	
-49	53983-02		PLACARD - Fuel vent check valve, left wing	1	
	53983-03		PLACARD - Fuel vent check valve, right wing	1	
-50	53983-03		PLACARD - Fuel vent check valve, left wing	1	
	53983-02		PLACARD - Fuel vent check valve, right wing	1	
-51	40583-03		PLACARD - Throttle control	1	
	40584-03		PLACARD - Propeller control	1	
	40594-03		PLACARD - Mixture control	1	
-52	43183-00		PLACARD - Cowl flap	1	
-53	43185-00		PLACARD - Trim control, lateral	1	
	40579-00		PLACARD - Trim control, longitudinal	1	
	43184-00		PLACARD - Trim control, directional	1	

When ordering, always specify Part Number, Description, and Serial Number of Aircraft

PIPER PARTS CATALOG

Figure and Index Number	Part Number	Code	Nomenclature	No. Req.	Serial Numbers Affected
169-54	48075-00	C	PLACARD - Quadrant warning (581 748)	1	
	48052-00	C	PLACARD - Throttle quadrant (581 746)	1	
-54a	53769-00	C	PLACARD - Yaw	1	
	53770-00	C	PLACARD - Roll	1	
-55	52141-00	Q	PLACARD - Air conditioning	1	31-752 and up
-56	474 345		MEDALLION - Control wheel (Red and Silver "P" Crest)	2	
	48657-00		MEDALLION - Control wheel (Red, Blue and Silver Logo)	2	
-57	43364-00		PLACARD - "MIKE"	1	
	43360-00		PLACARD - "DOWN-UP"	1	
	43693-00		PLACARD - Control shaft lock	1	31-174 to 31-7300954 incl.
-58	40849-02		PLACARD - Fitting identification (HYD.-GEAR DOWN)	AR	
	40849-03		PLACARD - Fitting identification (HYD.-GEAR UP)	AR	
	40849-06		PLACARD - Fitting identification (HYD. PRESS)	AR	
	40849-10		PLACARD - Fitting identification (HYDRAULIC SUCTION)	AR	
	40849-04		PLACARD - Fitting identification (HYD.-DOOR OPEN)	AR	
	40849-05		PLACARD - Fitting identification (HYD.-DOOR CLOSE)	AR	
-59	48030-00		PLACARD - Hydraulic system	1	31-800 and up
-60	40573-00		PLACARD - Landing gear position	1	31-5 to 31-511 inclusive
-61	43854-00		PLACARD - Cabin exhaust	1	
-62	42080-00	R	PLACARD - Oxygen mask container cover	5	
-63	42971-00		PLACARD - Oxygen recharge	1	
-64	583 578		DECAL - Control cable, oxygen	1	
-65	33438-00	S	PLACARD - Alternator inoperative	1	31-5 to 31-841 inclusive
	43807-00	C	PLACARD - Alternator warning (581 413)	1	31-5 to 31-841 inclusive
-66	42453-00		PLACARD ASSEMBLY - Switch panel, luminescent	1	31-5 to 31-409 inclusive
-67	40582-00	T,U	PLACARD - Switch panel	1	31-5 to 31-409 inclusive
	40582-02		PLACARD - Switch panel	1	31-410 to 31-579 inclusive
	44309-03	AX	PLACARD - Switch panel	1	31-580 to 31-7612110 incl.
	44309-02	U	PLACARD - Switch panel	1	31-5 to 31-7612110 inclusive
	44309-04	T,AX	PLACARD - Switch panel	1	31-5 to 31-7612110 inclusive
	44309-05	T,U	PLACARD - Switch panel	1	31-5 to 31-7612110 inclusive
-68	43977-00		PLACARD - Windshield wiper switch	1	31-5 to 31-409 inclusive
-69	44295-00		PLACARD - Circuit breaker	1	31-5 to 31-7300962 inclusive
	44295-02		PLACARD - Circuit breaker	1	31-7300963 to 31-7512045 incl.
	80336-02		PLACARD - Circuit breaker	1	31-7512046 to 31-7612018 incl.
	80393-02		PLACARD - Circuit breaker	1	31-7612019 to 31-7612110 incl.
-70	40597-00		PLACARD - Circuit breaker	1	31-5 to 31-841 inclusive
	52768-02		PLACARD - Circuit breaker	1	31-842 to 31-7512045 incl.
	80311-02		PLACARD - Circuit breaker	1	31-7512046 to 31-7612110 incl.
	40597-02	T	PLACARD - Circuit breaker	1	31-5 to 31-841 inclusive
	52768-03	T	PLACARD - Circuit breaker	1	31-842 to 31-7612110 incl.
	80373-02	W	PLACARD - Circuit breaker	1	31-5 to 31-7612110 inclusive
	80360-02	X	PLACARD - Circuit breaker	1	31-5 to 31-7612110 inclusive
	80375-02	Y	PLACARD - Circuit breaker	1	31-5 to 31-7612110 inclusive
	80362-02	Z	PLACARD - Circuit breaker	1	31-5 to 31-7612110 inclusive
	80312-02	AA	PLACARD - Circuit breaker	1	31-5 to 31-7612110 inclusive
-71	42454-00		PLACARD ASSEMBLY - Master switch, luminescent	1	31-5 to 31-841 inclusive
	52698-00		PLACARD - Master switch	1	31-842 and up
	40576-00		PLACARD - Master switch	1	31-5 to 31-841 inclusive
-72	41428-00	AB,AC	PLACARD - Alternator switch	1	
	44368-00	AD	PLACARD - Alternator field control and circuit breakers	1	
	52701-00		PLACARD - Alternator, circuit breakers and lights	1	31-842 to 31-7512045 incl.
	80354-02		PLACARD - Alternator switch	1	31-7512046 to 31-7612110 incl.
-73	44308-00	AE	PLACARD - Circuit breaker (581 610)	1	31-5 to 31-7300923 inclusive
	44308-02	AF	PLACARD - Circuit breaker (581 780)	1	31-5 to 31-7300923 inclusive

When ordering, always specify Part Number, Description, and Serial Number of Aircraft

PIPER PARTS CATALOG

Figure and Index Number	Part Number	Code	NOMENCLATURE	No. Req.	SERIAL NUMBERS AFFECTED
169-74	44976-00		PLACARD - Circuit breaker	1	31-7300924 to 31-7300961 incl
	44976-02		PLACARD - Circuit breaker	1	31-7300962 to 31-7512005 incl
	44976-03		PLACARD - Circuit breaker	1	31-7512006 to 31-7512018 incl
	80269-02		PLACARD - Circuit breaker	1	31-7512019 to 31-7512045 incl
	80314-02	AG	PLACARD - Circuit breaker	1	
	80365-02	AG,AH	PLACARD - Circuit breaker	1	
	80359-02	X,Z	PLACARD - Circuit breaker	1	
	80358-02	AJ	PLACARD - Circuit breaker	1	
-75	80344-02		PLACARD - Circuit breaker	1	31-7712001 and up
-76	80536-02		PLACARD - Emergency avionics bus power	1	31-7712001 to 31-7712097 incl
	80558-02		PLACARD - Emergency avionics bus power	1	31-7710298 and up
-77	80489-02	AH	PLACARD - Circuit breaker	1	31-7712001 to 31-7812033 incl
	80488-02		PLACARD - Circuit breaker	1	31-7712001 to 31-7812033 incl
	80565-02		PLACARD - Circuit breaker	1	31-7812034 to 31-7912047 incl
	80563-02		PLACARD - Circuit breaker	1	31-7812034 to 31-7912047 incl
	80680-02		PLACARD - Circuit breaker	1	31-7912048 to 31-7912073 incl
	80675-02		PLACARD - Circuit breaker	1	31-7912048 to 31-7912073 incl
	80680-03		PLACARD - Circuit breaker	1	31-7912074 to 31-7912124 incl
	71087-02		PLACARD - Circuit breaker	1	31-8012001 and up
-78	41554-00		PLACARD - Engine starter	1	31-5 to 31-7912124 incl
	71637-02		PLACARD - Engine starter	1	31-8012001 and up
-79	53978-00	C	PLACARD - Starter energized	1	
-80	43978-02		PLACARD - Switch (581 509) (3 38 square)	1	31-5 to 31-409 inclusive
	43978-03	AK	PLACARD - Switch (581 510) (2 62 square)	1	
	53707-00	AL	PLACARD - Switch (581 821)	1	31-660, 31-712 to 31-7401254 incl
	54055-00		PLACARD - Switch (582 235) black	1	31-7401255 to 31-7612028 incl
	54055-02		PLACARD - Switch (582 426) beige	1	31-7612030 to 31-7612110 incl
	80515-02		PLACARD - Switch, windshield (129 KIAS) black	1	31-7401255 to 31-7612110 incl
	80515-03		PLACARD - Switch, windshield (129 KIAS) beige	1	31-7712001 and up
	80505-02		PLACARD - Switch, windshield (126 KIAS) black	1	31-7712001 and up
	80505-03		PLACARD - Switch, windshield (126 KIAS) beige	1	31-7612029, 31-7712001 and up
-81	33048-00	AM	PLACARD - Strobe light	1	31-7712001 and up
	33038-00	AN	PLACARD - Strobe light, tip	1	31-649 to 31-7300961 incl
	48625-00		PLACARD - Strobe light	1	31-649 to 31-7300961 incl
-82	52838-00		PLACARD - Radar altimeter, black	1	31-7300962 and up
	48673-00		PLACARD - Radar altimeter, beige	1	
-83	42919-02		PLACARD - AutoFlite	1	
	52598-00		PLACARD - AutoFlite ("ON-OFF")	1	
-84	43363-00		PLACARD - Control wheel ("A/F OFF")	1	31-5 to 31-372 inclusive
	43365-00	AP	PLACARD - Control wheel ("A/P OFF")	1	31-373 to 31-764 inclusive
	43361-00	AQ	PLACARD - Control wheel ("MIKE A/F OFF")	1	31-5 to 31-372 inclusive
	43362-00	AP,AQ	PLACARD - Control wheel ("MIKE A/P OFF")	1	31-373 to 31-764 inclusive
-85	53847-00		PLACARD - NAV selector, beige	1	31-7401255 to 31-7512048 incl
	53610-00		PLACARD - NAV selector, black	1	31-7401255 to 31-7512048 incl
-86	80338-02		PLACARD - Control wheel	1	31-7512023 to 31-7812055 incl
	80338-03	AQ	PLACARD - Control wheel	1	31-7512023 to 31-7812055 incl
	80669-02		PLACARD - Control wheel	1	31-7812056 and up
	53768-02	G	PLACARD - Control wheel	1	31-660, 31-712 to 31-7712058 inclusive
	53768-03	G,AQ	PLACARD - Control wheel	1	31-660, 31-712 to 31-7712058 inclusive
	80668-02		PLACARD - Control wheel	1	31-7712059 to 31-7912124 incl
	71486-02		PLACARD - Control wheel	1	31-8012001 and up

When ordering, always specify Part Number, Description and Serial Number of Aircraft

PIPER PARTS CATALOG

Figure and Index Number	Part Number	Code	NOMENCLATURE	No. Req.	SERIAL NUMBERS AFFECTED
169-87	80340-02	AH	PLACARD - Autopilot function, black	1	31-7512023 to 31-7612110 incl
	80340-03	AH	PLACARD - Autopilot function, beige	1	
	80341-02		PLACARD - Autopilot function, black	1	31-7512023 to 31-7612110 incl
	80341-03		PLACARD - Autopilot function, beige	1	
-88	43918-00		PLACARD - Glide slope, black	1	
	53835-00		PLACARD - Glide slope, beige	1	
-89	80291-02	H,AR	PLACARD - Control wheel	1	
	80291-03	H,AQ,AR	PLACARD - Control wheel	1	
-90	52144-00	AS	PLACARD - NAV test	1	
	33167-00	AS,AT	PLACARD - NAV test, fast slave, black	1	
	53839-00	AS,AT	PLACARD - NAV test, fast slave, beige	1	
	52595-00	AU	PLACARD - NAV test, black	1	
	48681-00	AU	PLACARD - NAV test, beige	1	
-91	52145-00		PLACARD - Trim warning, black	1	
	53840-00		PLACARD - Trim warning, beige	1	
-92	52179-00	AU	PLACARD - Marker beacon lights, black	1	
	53837-00	AU	PLACARD - Marker beacon lights, beige	1	
-93	52205-00		PLACARD - AltiMatic V F/D, black	1	
	53838-00		PLACARD - AltiMatic V F/D, beige	1	
	52320-00		PLACARD - AltiMatic V ("ON-OFF") black	1	31-660, 31-712 to 31-7512048 inclusive
	53841-00		PLACARD - AltiMatic V ("ON-OFF") beige	1	
-94	33543-00	AV	PLACARD - Warning (ELT)	1	
	80418-02	AW	PLACARD - Warning (ELT)	1	
	80529-02		PLACARD - Warning (ELT)	1	
	80687-02		PLACARD - Warning (ELT)	1	
-95	43819-00	C,H	PLACARD - Fuel tank capacities	1	
	80333-02	C,G,BA	PLACARD - Fuel tank capacities	1	
	456 580	BB	DECAL - (25329-1)	2	
	74047-02	C,G,BB	PLACARD - Fuel tank capacities	1	
-96	43029-00		PLACARD - Radar equipped	1	
-97	48784-00		PLATE - Piper logo	1	31-5 to 31-7812129 inclusive
	49809-02		PLATE - Piper logo	1	
-98	49808-02		DECAL - "Navajo"	1	31-7912001 and up
	49807-00		DECAL - "Navajo C/R"	1	
-99	25681-00		STENCIL - "Turbo Charged"	2	
-100	27122-00		STENCIL - "Turbo Charged"	2	
-101	22859-00		STENCIL - "Piper"	2	
-102	41340-00		STENCIL - "Navajo"	2	
-103	47326-00		STENCIL - "Piper" (left)	1	
	47327-00		STENCIL - "Piper" (right)	1	
-104	48628-00		DECAL - "Navajo"	2	
-105	52396-00		STENCIL - "B"	2	
-106	59105-02		PLACARD - Flap system test	1	31-7912001 and up
-107	55548-02		DECAL - "Navajo" (4" x 26 3/4")	4	31-7712001 to 31-7712103 incl
	49376-02		DECAL - "Navajo"	4	31-7812001 to 31-7812129 incl
	49377-02		DECAL - "Navajo C/R"	4	31-7812001 to 31-7812129 incl
-108	55549-02		DECAL - "Piper"	2	31-7712001 to 31-7712103 incl
	49374-02		DECAL - "Piper"	2	31-7812001 and up
-109	79315-00	Q,V	PLACARD - "Piper Aire"	1	
-110	80614-02		PLACARD - Annunciator Hi/Lo	1	31-7812001 and up
-111	48022-00		DECAL - Brake reservoir	1	
-112	42332-00	BA	DECAL - Fuel cell quantity, main	2	
	456 582	BB	DECAL - (25331-1)	2	
-113	42333-00		DECAL - Fuel cell quantity, auxiliary	2	
-114	49377-02		DECAL - "Navajo C/R"	2	31-7712001 to 31-7712103 incl
	54480-02		DECAL - "Navajo C"	2	31-7712001 to 31-7712103 incl
-115	80363-02		PLACARD - Emergency exit	1	31-7512006 and up

When ordering, always specify Part Number, Description and Serial Number of Aircraft

PIPER PARTS CATALOG

Figure and Index Number	Part Number	Code	NOMENCLATURE	No. Req.	SERIAL NUMBERS AFFECTED
169-116	71450-05		DECAL - "OPEN-LOCK"	1	31-7912123 and up
-117	71450-04		DECAL - "PULL HERE"	1	31-7912123 and up
-118	71450-03		DECAL - "PRESS HERE"	1	31-7912123 and up
-119	71450-02		DECAL - Door, open	1	31-7912123 and up
-120	80442-02	P	PLACARD - Trim check, black	1	
	80442-03	P	PLACARD - Trim check, beige	1	
	71648-02	AZ	PLACARD - Trim check, black	1	31-8012030 and up
-121	71129-02		PLACARD - Aft heater	1	31-8012001 and up
-122	40843-00		PLACARD - Hydraulic line routing, Sta. 81	1	
-123	53716-00		PLACARD - Cargo loading	1	
-123a	80285-02	AY,BA, BC	PLACARD - "This line does not apply"	1	31-7401263 and up
-124	48242-00		PLACARD - Emergency gear extension operation	1	
	21225-02		PLACARD - Emergency gear extension operation	1	
-125	44104-00	B	PLACARD - Limitations	1	
-126	40575-00		PLACARD - Alternate air	1	
-127	41429-02		PLACARD - Parking brake	1	
-128	71092-02		PLACARD - Floor lighting	1	
-129	80642-02		PLACARD - Yaw damper	1	31-7812056 and up
-130	80520-02		PLACARD - Switch panel	1	31-7712059 to 31-7712103 incl
	80624-02		PLACARD - Switch panel	1	31-7812001 to 31-7912034 incl
	71025-02		PLACARD - Switch panel	1	31-7912035 and up
	71026-02		PLACARD - Switch panel	1	31-7912035 and up
-131	80537-02		PLACARD - FD/AP ("ON-OFF"), black	1	31-7712059 to 31-7912034 incl
	80537-03		PLACARD - FD/AP ("ON-OFF"), beige	1	31-7712059 to 31-7912034 incl
	80538-02		PLACARD - Autopilot ("ON-OFF"), black	1	31-7712059 to 31-7912034 incl
	80538-03		PLACARD - Autopilot ("ON-OFF"), beige	1	31-7712059 to 31-7912034 incl
-132	80623-02	P	PLACARD - Function switch panel	1	31-7812001 and up
	71650-02	AZ	PLACARD - Function switch panel	1	31-8012030 and up
	80622-02	P	PLACARD - Function switch panel	1	31-7812001 and up
	71651-02	AZ	PLACARD - Function switch panel	1	31-8012030 and up
-133	71386-02		PLACARD - Accelerometer	1	31-7912002 and up
-134	80704-02		PLACARD - Preflight test	1	31-7912002 and up
-135	43119-00		PLACARD - Localizer reverse	1	
-136	456 581	BB	DECAL - (25330-1)	2	
-137	456 583	BB	DECAL - (25332-1)	2	
-138	456 625	BB,BC	DECAL - Nacelle area, "E" (25356-1)	2	
-139	456 624	BB,BC	DECAL - Line E, "50 each" (25355-3)	1	
-140	74106-02	BD	PLACARD - "Pull to erect"	1	
-141	71934-02	BE	PLACARD - Flap limitations	1	
	71934-03	BF	PLACARD - Flap caution	1	
-142	456 682		DECAL - "Avgas only" (000002)	6	
-143	54337-02		PLACARD - L Fuel Flow Warning (582 354)	1	31-7400990, 31-7512006 to 31-7712103 inclusive
	54337-03		PLACARD - R Fuel Flow Warning (582 355)	1	31-7400990, 31-7512006 to 31-7712103 inclusive
-144	54337-04	G	PLACARD - L Boost Inop (582 356)	1	31-7400990, 31-7512006 to 31-7712103 inclusive
	54337-05	G	PLACARD - R. Boost Inop (582 357)	1	31-7400990, 31-7512006 to 31-7712103 inclusive
-145	72966-03	BG	PLACARD - Flap malfunction (583 945)	1	31-5 to 31-7812129 incl
-146	44255-00		PLACARD - Rear heater installation	1	
-147	71214-02	BH	PLACARD - Nacelle scoop	1	
-148	72850-02		PLACARD - Dimmer control	1	
-149	72966-02	BG	PLACARD - Flap control (583 944)	1	
-150	74022-02	BJ	PLACARD - Switch panel	1	31-8112001 and up
	74020-02	BK	PLACARD - Switch panel	1	31-8112001 and up
-151	74107-02	BL	PLACARD - Stow switch	1	31-8212001 and up

When ordering, always specify Part Number, Description and Serial Number of Aircraft

PIPER PARTS CATALOG

THIS SPACE INTENTIONALLY LEFT BLANK

Optional Equipment Kits and Repair Kits

ISSUED: SEPTEMBER 1974

4J10

PA-31-300
PA-31-310
PA-31-325

PIPER PARTS CATALOG

CODE EXPLANATIONS FOR OPTIONAL EQUIPMENT KITS AND REPAIR KITS

- A** - This kit is less the following items which must be ordered separately Toilet Assembly (P/N 44345-06), Curtain Assembly (P/N 43235-04) and Curtain Assembly (P/N 43235-05) for serial numbers 31-1 to 31-353 inclusive, or Toilet Assembly (P/N 44345-04 - black) for serial numbers 31-5 to 31-751 inclusive, or Toilet Assembly (P/N 44345-02 - red) or (P/N 44345-03 - blue) or (P/N 44345-05 - gold), Curtain Assembly (P/N 43235-07 - white) and Curtain Assembly (P/N 43235-08 - white) for serial numbers 31-354 to 31-900 inclusive, or Toilet Assembly (P/N 44345-07-rawhyde) leather and fabric or (P/N 44345-08 - red, blue, black, white, gold or rawhyde) leather, Curtain Assembly (P/N 43235-15-blue, gold or apricot) and (P/N 43235-14 - blue, gold or apricot) for serial numbers 31-752 to 31-900 inclusive. For serial numbers 31-7300901 to 31-7612110 inclusive, order Toilet Assembly P/N 44345-11, Curtain Assemblies (P/N 53527-02), (P/N 53527-03) and specify serial numbers of aircraft
- B** - This kit is less the following items which must be ordered separately Three covers (P/N 42022-00), three container assemblies (P/N 42665-01) and two container assemblies (P/N 42665-00) for serial numbers 31-1 to 31-353 inclusive, or three covers (P/N 42022-03 - black) or (P/N 42022-04 - red) or (P/N 42022-05 - blue) or (P/N 42022-06 - beige), three container assemblies (P/N 44031-01 - red) or (P/N 44031-03 - blue) or (P/N 44031-05 - black) or (P/N 44031-07 - beige), and two container assemblies (P/N 44031-00 - red) or (P/N 44031-02 - blue) or (P/N 44031-04 - black) or (P/N 44031-06 - beige) for serial numbers 31-354 to 31-751 inclusive or three covers (P/N 42022-07 - walnut), three container assemblies (P/N 44031-09 - walnut) and two container assemblies (P/N 44031-08 - walnut) for serial numbers 31-752 to 31-900 inclusive. Oxygen Masks must also be ordered separately. See Oxygen System Installation for part numbers
- C** - Used on PA-31-310 with serial numbers 31-5 to 31-659 inclusive, and 31-661 to 31-711 inclusive
- D** - Used on PA-31-300 airplanes only
- E** - Used on PA-31-310 airplanes only
- F** - Used on PA-31-310 with serial numbers 31-752 to 31-7612110 inclusive if air conditioning is installed and serial numbers 31-901 to 31-7612110 inclusive if air conditioning is not installed. Also used on PA-31-325 with serial numbers 31-7400990, 31-7512006 to 31-7612110 inclusive. This kit is less masks and two oxygen outlet covers (P/N 53406-02 - walnut) or two oxygen outlet covers (P/N 53407-00, specify color carnival red, viking blue, grecian green or rawhyde)
- G** - Used on PA-31-325 airplanes only
- H** - If Single Instruments only are installed, it will be necessary to secure Kits 760 176 and 760 201 in addition to this kit. If Dual Instruments only are installed, it will be necessary to secure Kits 760 175 and 760 201 in addition to this kit. If AltiMatic H-14 and Single Instruments are installed, it will be necessary to secure Kit 760 178 in addition to this kit. If AltiMatic H-14 and Dual Instruments are installed on aircraft with serial numbers 31-5 to 31-388 inclusive, it will be necessary to secure Kits 760 175, 760 178 and 760 201 in addition to this kit. If AltiMatic H-14 and Dual Instruments are installed on aircraft with serial numbers 31-389 and up, it will be necessary to secure Kits 760 175 and 760 178 in addition to this kit
- J** - Used only when King Radios, Narco Mark 12B Radios or Narco Mark 16 Radios are installed
- K** - Used on PA-31-310 and PA-31-325 airplanes only. If oxygen system is installed, Oxygen System Modification Kit 757 170 is required in addition to this kit on serial numbers 31-5 to 31-49 inclusive
- L** - Less Harness Assembly (P/N 41856-00) used with Narco Radio or Harness Assembly (P/N 43607-00) used with King Radio
- M** - If Single Instruments only are installed, it will be necessary to secure Kit 760 553 in addition to this kit
- N** - Used on PA-31-300 and PA-31-310 airplanes only
- O** - This kit is less the following items which must be ordered separately Airspeed Indicator (P/N 41507-03) (PA-31-310 with serial numbers 31-5 to 31-659 inclusive, and 31-661 to 31-711 inclusive) or Airspeed Indicator (P/N 41507-04) (PA-31-300) or Airspeed Indicator (P/N 41507-07) (PA-31-310 with serial numbers 31-660, 31-712 to 31-7612110 inclusive) or Airspeed Indicator (P/N 41507-08) (PA-31-310 with serial numbers 31-660, 31-712 to 31-7612110 inclusive if Nacelle Wing Lockers are installed) or Airspeed Indicator (P/N 41507-18) (PA-31-310 with serial numbers 31-7712001 to 31-7812129 inclusive) or Airspeed Indicator (P/N 41507-13) (PA-31-325 with serial numbers 31-7400990, 31-7512006 to 31-7612028 inclusive, 31-7612030 to 31-7612110 inclusive) or Airspeed Indicator (P/N 41507-14) (PA-31-325 with serial numbers 31-7400990, 31-7512006 to 31-7612110 inclusive on Aircraft that comply with C A A requirements) or Airspeed Indicator (P/N 41507-16) (PA-31-325 with serial numbers 31-7612029, 31-7712001 to 31-7812129 inclusive) Attitude Gyro Indicator (P/N 755 428) or Attitude Gyro Indicator (P/N 53707-00 on aircraft that comply with C A A requirements), Directional Gyro Indicator (P/N 755 427), Rate of Climb Indicator (P/N 550 684), Turn and Bank Indicator (P/N 32737-06), Clock (P/N 450 706), Altimeter (P/N 548 331), and Kit, Single to Dual Heated Pitot Installation (for Dual Instrument Air) (P/N 757 193) Also, if Pneumatic Deicer and/or AltiMatic H-14 is not installed, it will be necessary to secure Kit 760 185 in addition to this kit. If Pneumatic Deicer only or AltiMatic H-14 and Pneumatic Deicer are installed on aircraft with serial numbers 31-5 to 31-388 inclusive, it will be necessary to secure Kit 760 201 in addition to this kit (if not previously installed). If AltiMatic H-14 only is installed on aircraft, no additional kit is required. If Pneumatic Deicer only is installed on aircraft with serial numbers 31-389 and up, no addition kit is required
- P** - If aircraft is equipped with a Narco VOA-50M Omni Converter, it will be necessary to order one of the following Radio Junction Boxes in addition to this kit. P/N 44147-02 required for Domestic Radio Package with Piper Marker Beacon (PM-1), P/N 44147-03 required for Export Radio Package with Piper Marker Beacon (PM-1), P/N 44147-04 required for Domestic Radio Package with Narco Marker Beacon (MBT-R-24) or P/N 44147-05 required for Export Radio Package with Narco Marker Beacon (MBT-R-24)

PIPER PARTS CATALOG

CODE EXPLANATIONS FOR OPTIONAL EQUIPMENT KITS AND REPAIR KITS (cont)

- Q - This kit is less the following items which must be ordered separately: Heater Assembly (P/N 44230-02) and Fuel Pump Assembly (P/N 481 726) for serial numbers 31-5 and up. Auxiliary Circuit Protector Trim Panel (P/N 44195-02 - red), (P/N 44195-03 - blue), (P/N 44195-04 - black), (P/N 44195-05 - beige), or (P/N 44195-07 - walnut) for serial numbers 31-5 to 31-7300923 inclusive
- R - This kit is less one of the following Safety Belt Assemblies which must be purchased separately (P/N 25801-03 - blue), (P/N 25801-04 - fawn), or (P/N 25801-02 - black)
- S - This kit is less two of the following Shoulder Harness Assemblies and must be ordered separately (P/N 43813-03 - fawn), (P/N 43813-04 - black), or (P/N 43813-05 - blue)
- T - If Single Instruments only are installed, it will be necessary to secure Kit 761 123 in addition to this kit
- U - Used on PA-31-310 airplanes only. If deicer equipment is installed on existing two blade propellers, it will be necessary to order Propeller Deicer Conversion Kit 760 248 also
- V - Also used on PA-31-310 with serial numbers 31-283 to 31-751 inclusive if air conditioning has not been installed and aircraft is equipped with three blade propellers
- W - This kit is less the following parts which must be ordered separately. Order Governor (P/N 24622-13) for serial numbers 31-283 to 31-900 inclusive and 31-7300922, or Governor (P/N 24622-19) for serial numbers 31-7300901 to 31-7300921 inclusive, 31-7300923 to 31-781 2039 inclusive, or Governor (P/N 24622-25) for serial numbers 31-7812040 and up. Order Auxiliary Circuit Protector Trim Panel (P/N 44195-02 - red), (P/N 44195-03 - blue), (P/N 44195-04 - black), (P/N 44195-05 - beige), or (P/N 44195-07 - walnut) for serial numbers 31-283 to 31-7300923 inclusive.
- X - This kit is less two of the following Shoulder Harness Assemblies which must be ordered separately: (P/N 54536-02 - black)
- Y - Used with Eastern Industries Hydraulic Pump (P/N 481 693) (1235-HBG, Type 263).
- Z - Used with Eastern Industries Hydraulic Pump (P/N 481 725) (1235-HBG, Type 263A).
- AA - Used with Eastern Industries Hydraulic Pump (P/N 481 731) (1213-HBG, Type 277A)
- AB - Used with Eastern Industries Hydraulic Pump (P/N 481 745) (1213-HBG, Type 310.)
- AC - Used with Hartzell Propeller HC-E2YK-2R and HC-E2YR-2B
- AD - Used with Hartzell Propeller HC-E3YR-2/C8468-6R, HC-E3YR-2A/C8468-6R, HC-E3YR-2AF/FC8468R and HC-E3YR-2ALF/FJC8468-6R
- AE - If Single Instruments only are installed, it will be necessary to secure Kit 760 940 in addition to this kit
- AF - If Single Instruments only are installed, it will be necessary to secure Kit 761 122 in addition to this kit
- AG - This kit is less the following parts which must be ordered separately: Airspeed Indicator (P/N 41507-16) (PA-31-325) or Airspeed Indicator (P/N 41507-18) (PA-31-310), Altimeter (P/N 548 331), Rate of Climb Indicator (P/N 550 684), Turn and Bank Indicator (P/N 32737-06), Clock (P/N 450 706), Directional Gyro Indicator (P/N 755 427), Attitude Gyro Indicator (P/N 755 428) or Attitude Gyro Indicator (P/N 53707-00) (C A A Aircraft), and Kit, Single to Dual Heated Pitot Installation (for Dual Instrument Air) (P/N 764 124). Also, if Pneumatic Deicer is not installed, it will be necessary to secure Kit 760 185. Also order Right Engine Dry Vacuum Pump (P/N 26749-09) (PA-31-310) or Right Engine Dry Vacuum Pump (P/N 26749-10) (PA-31-325) in addition to Kit 760 185
- AH - On aircraft with serial numbers 31-5 to 31-7812129 inclusive, it will be necessary to procure and install Switch Type Circuit Breaker P/N 487 906 in lieu of Switch P/N 47664-02 and Circuit Breaker P/N 454 660 provided in this kit

PIPER PARTS CATALOG

Figure and Index Number	Part Number	Code	Nomenclature	No. Req.	Serial Numbers Affected
OPTIONAL EQUIPMENT KITS					
42766-00		C	PLOTTER ASSEMBLY - Weight and balance		
42766-05		E	PLOTTER ASSEMBLY - Weight and balance		31-660, 31-712 and up
42766-04		D	PLOTTER ASSEMBLY - Weight and balance		
42766-08		G	PLOTTER ASSEMBLY - Weight and balance		
757 055		B	OXYGEN SYSTEM (8 Place) (Used if Air Conditioning is not installed)		31-5 to 31-900 inclusive
760 549		F	OXYGEN SYSTEM (8 Place)		
756 925			SAFETY MIRROR		
757 097		A	TOILET INSTALLATION		31-1 to 31-7612110 inclusive
757 101			REFRESHMENT CABINET AND DISPENSER INSTALLATION		
757 114			DUAL TOE BRAKE INSTALLATION		31-5 to 31-7812099 inclusive
757 115		N	PROPELLER ELECTRIC DEICER (Two Blade)		31-5 to 31-751 inclusive
760 240		E	PROPELLER ELECTRIC DEICER (Three Blade) (Used if Air Conditioning is not installed)		
760 548		E	PROPELLER ELECTRIC DEICER (Three Blade) (Used if Air Conditioning is installed)		
761 011		G	PROPELLER ELECTRIC DEICER (Three Blade)		
757 116		H,N	PNEUMATIC DEICER SYSTEM (Used if Nacelle Lockers are not installed)		31-5 to 31-7612076 inclusive
761 116		E,AF	PNEUMATIC DEICER SYSTEM		31-7612077 to 31-7912124 incl.
760 551		E,M	PNEUMATIC DEICER SYSTEM (Used if Nacelle Lockers are installed)		31-660, 31-712 to 31-7512005 incl. 31-7512006 to 31-7612076 incl. 31-7612077 to 31-7912124 incl.
760 938		G,AE	PNEUMATIC DEICER SYSTEM		31-5 to 31-7401234 inclusive
761 117		G,T	PNEUMATIC DEICER SYSTEM		31-5 to 31-7401234 inclusive
760 376		N	RADAR - Bendix RDR-110 (Complete with installation)		31-5 to 31-7401234 inclusive
760 377		N	RADAR INSTALLATION - Bendix RDR-110 (installation only)		31-5 to 31-7401234 inclusive
760 197		N	RADAR - R C A. AVQ-47 (Complete with installation)		31-5 to 31-7401234 inclusive
757 147		N	RADAR INSTALLATION - R.C.A. AVQ-47 (Installation only)		31-5 to 31-7401234 inclusive
757 161		K	GROUND VENTILATION FAN		
757 186		L	RADIO COUPLER INSTALLATION		31-5 to 31-7512022 inclusive
757 192		N	ICE DETECTION LIGHT INSTALLATION (Used if Nacelle Lockers are not installed)		
760 547			ICE DETECTION LIGHT INSTALLATION (Used if Nacelle Lockers are installed)		31-660, 31-712 and up
757 193			SINGLE TO DUAL HEATED PITOT INSTALLATION		31-5 to 31-7812129 inclusive
764 124			SINGLE TO DUAL HEATED PITOT INSTALLATION		31-7912001 and up
760 152		J	RAMP HAILER INSTALLATION		
760 160		AH	HEATED WINDSHIELD INSTALLATION		
761 064			HEAVY DUTY WHEEL AND BRAKE CONVERSION		
760 177			FORWARD BAGGAGE COMPARTMENT SCREEN INSTALLATION		31-5 to 31-130 inclusive
760 189			MAP CLIP INSTALLATION		31-5 to 31-8012102 inclusive
764 908			MAP CLIP INSTALLATION		31-8112001 and up
760 184		O	DUAL INSTRUMENTS INSTALLATION (Air Driven Gyros)		31-5 to 31-7812129 inclusive
764 122		AG	DUAL INSTRUMENTS INSTALLATION (Air Driven Gyros)		31-7912001 and up
760 212			CABIN EXHAUST SYSTEM		31-5 to 31-249 inclusive
760 215			CONTROL WHEEL LOCK		31-5 to 31-173 inclusive
760 311			ALTIMATIC III B		31-5 to 31-764 inclusive
760 646			ALTIMATIC III B-1		31-765 to 31-7401220 incl.
760 525		P	ALTIMATIC V F/D AUTOPILOT (For aircraft equipped with Narco Mark 16 Radios)		31-5 to 31-7300918 inclusive
760 526			ALTIMATIC V F/D AUTOPILOT (For aircraft equipped with King Radios)		31-5 to 31-7300918 inclusive
760 207			GLIDE SLOPE COUPLER		31-5 to 31-7512022 inclusive
761 096			CIRCUIT PROTECTOR ACCESS PANEL INSTALLATION		31-5 to 31-7512016 inclusive

When ordering, always specify Part Number, Description, and Serial Number of Aircraft

PIPER PARTS CATALOG

Figure and Index Number	Part Number	Code	Nomenclature	No. Req.	Serial Numbers Affected
OPTIONAL EQUIPMENT KITS (continued)					
760 239		U	THREE BLADE PROPELLER INSTALLATION (Complete Airplane)		
71162-02			CARD - Passenger briefing		
760 186			70 AMP ALTERNATOR INSTALLATION		31-5 to 31-227 inclusive, 31-229 to 31-232 inclusive
760 252			ELECTRIC WINDSHIELD WIPER INSTALLATION		31-5 to 31-7812129 inclusive
760 827			ELECTRIC WINDSHIELD WIPER INSTALLATION		31-7912001 and up
760 312		Q	AFT HEATER INSTALLATION		
760 323			STALL WARNING HORN INSTALLATION		31-2 to 31-489 inclusive
760 342			CABIN ENTRANCE DOOR RAIN GUTTER INSTALLATION		31-2 to 31-559 inclusive
760 353		R	TOILET SEAT INSTALLATION		31-5 to 31-734 inclusive
760 385			FORWARD CABIN DIVIDER INSTALLATION		31-5 to 31-900 inclusive
757 112			NITROGEN CYLINDER ASSEMBLY (With Fittings)		
760 495		S	SHOULDER HARNESS INSTALLATION (Two Seats)		31-2 to 31-700 inclusive
760 534		S	SHOULDER HARNESS INSTALLATION (Two Seats)		31-701 to 31-7612110 inclusive
760 496		X	INERTIA REEL SHOULDER HARNESS INSTALLATION		31-2 to 31-700 inclusive
760 535		X	INERTIA REEL SHOULDER HARNESS INSTALLATION (Two Seats)		31-701 to 31-7612110 inclusive
760 419			BOOM MIKE INSTALLATION		
760 441			25 AMPERE/HOUR BATTERY INSTALLATION		31-1 to 31-659 inclusive, 31-661 to 31-711 inclusive
760 442			25 AMPERE/HOUR BATTERY INSTALLATION		31-660, 31-712 to 31-7401234 inclusive
760 838			25 AMPERE/HOUR BATTERY INSTALLATION		31-7401235 and up
763 988		E.V.W	PROPELLER SYNCHROPHASER INSTALLATION		31-752 and up
763 989		G	PROPELLER SYNCHROPHASER INSTALLATION		31-7812040 and up
760 431			STATIC WICKS INSTALLATION		31-5 to 31-7912124 inclusive
760 831			ICE SHIELD INSTALLATION		
760 745			ALTERNATOR WARNING LIGHT INSTALLATION		31-5 to 31-841 inclusive
763 801			LANDING WEIGHT AND ZERO FUEL WEIGHT INCREASE		31-5 to 31-659 inclusive, 31-661 to 31-711 inclusive
764 082			ELT REPLACEMENT (Garrett to Narco ELT10)		
763 907			RADAR INSTALLATION HARDWARE - (RCA Primus 20B)		31-5 to 31-8012102 inclusive
764 929		G	AIR CONDITIONING MODULE SEALS INSTALLATION		31-7400990 to 31-7912124 incl.
764 938			CALCO FLAP SYSTEM INSTALLATION		31-2 to 31-7812129 inclusive
766 201			INCREASED LANDING GEAR EXTENSION SPEEDS		31-7400977 to 31-7612110 incl
766 202			INCREASED LANDING GEAR EXTENSION SPEEDS		31-7712001 to 31-7712103 incl.
766 204			INCREASED LANDING GEAR EXTENSION SPEEDS		31-7400990, 31-7512006 to 31-7612110 inclusive
766 205			INCREASED LANDING GEAR EXTENSION SPEEDS		31-7712001 to 31-7712103 incl.
765 000			CARGO DOOR SUPPORT SNUBBER INSTALLATION		31-2 to 31-8112077 inclusive
765 101			UPPER CABIN ENTRANCE DOOR SNUBBER INSTALLATION		31-2 to 31-8112077 inclusive
765 102			LOWER CABIN ENTRANCE DOOR SNUBBER AND STEP EXTENDER INSTALLATION		31-2 to 31-8212036 inclusive

When ordering, always specify Part Number, Description, and Serial Number of Aircraft

Revised February 18, 1994

PIPER PARTS CATALOG

Figure and Index Number	Part Number	Code	Nomenclature	No. Req.	Serial Numbers Affected
REPAIR KITS					
757 007			LANDING GEAR BUSHINGS		31-5 to 31-7812129 inclusive
757 008			LANDING GEAR BOLT AND NUT		
757 125	Y,Z,AA,		HYDRAULIC PUMPS, SEALS AND RINGS		
		AB			
760 630		AB	HYDRAULIC PUMP CENTERPLATE ASSEMBLY		
760 631		AB	HYDRAULIC PUMP SHAFTS		
760 400	AA,AB		HYDRAULIC PUMP MISCELLANEOUS HARDWARE		
760 628			HYDRAULIC PUMP REPLACEMENT		
760 632		AB	HYDRAULIC PUMP DRIVE SIDE ASSEMBLY		
760 633		AB	HYDRAULIC PUMP REAR SIDE ASSEMBLY		
760 202			LOWER ENTRANCE DOOR SUPPORT MODIFICATION		31-5 to 31-104 inclusive
756 739		AC	PROPELLER REPAIR KIT		
760 246		AD	PROPELLER REPAIR KIT		
760 247			POWERPAK "O" RING (OZONE)		
760 327			MAIN GEAR INBOARD DOOR REINFORCEMENT (Two Doors)		31-5 to 31-575 inclusive
914 046			CARTRIDGE - Semkit sealer B2 (6 oz.)		
914 047			CARTRIDGE - Semkit sealer B2 (2 1/2 oz.)		
923 120			GREASE - Flap transmission packing (Dukes flap transmissions only) 1 lb. can		
760 321			FLOW STRIP INSTALLATION (For aircraft without de-icer boots)		
760 322			FLOW STRIP INSTALLATION (For aircraft with de-icer boots)		
760 887			FUEL SYSTEM MODIFICATION		31-2 to 31-7512012 inclusive, 31-7812001 and up
765 361			WINDSHIELD HEAT FUSE INSTALLATION		
764 417			LANDING GEAR UPPER BEARING RETAINING PINS REPLACEMENT		
764 957			AP TRANSMISSION REPLACEMENT (Dukes 20:1 to Calco 40:1)		31-2 to 31-7812129 inclusive
566 502			EL PORT ADAPTER (with two caps and inserts)		31-1 to 31-7300961 inclusive
566 500			EL PORT ADAPTER (with two caps and inserts)		31-7300962 to 31-8312019 incl.


SPECIAL TOOLS

71505-02			TOOL ASSEMBLY - Flap check, left		
71505-03			TOOL ASSEMBLY - Flap check, right		
71694-02			TOOL ASSEMBLY - Rudder and rudder trim tab check		
71695-02			TOOL ASSEMBLY - Elevator and elevator trim tab check		
71817-02			TOOL - Aileron bellcrank neutral positioning		
71834-02			TOOL ASSEMBLY - Nose wheel alignment		
71973-02	G		TOOL ASSEMBLY - Jack pad		
72025-02			TOOL ASSEMBLY - Aileron check, left		
72159-02			TOOL ASSEMBLY - Aileron check, right		
764 963			JANITROL HEATER PRESSURE CHECK KIT		

When ordering, always specify Part Number, Description, and Serial Number of Aircraft

PIPER PARTS CATALOG

GRIDS 4J16 THRU 4L24
INTENTIONALLY LEFT BLANK



AIRPLANE PARTS CATALOG

PA-31 NAVAJO
PA-31-300 NAVAJO 300
PA-31-325 NAVAJO C/R

CARD 5 OF 5

PIPER AIRCRAFT CORPORATION

[PART NUMBER 753 703]

5A1

REVISED: FEBRUARY 18, 1994

PIPER PARTS CATALOG

AEROFICHE EXPLANATION AND REVISION STATUS

The Parts Catalog information in this set of Aerofiche cards is arranged in accordance with the general specifications of Aerofiche adopted by the General Aviation Manufacturer's Association

Conversion of Aerofiche alpha/numeric code numbers

First number is the Aerofiche card identifier

Letter is the horizontal line reference per card

Second number is the vertical line reference per card.

Example: 2J16 = Aerofiche card number two of given set. Grid location J16.

To aid in locating the various sections and related information desired, the following is provided:

A complete Catalog Table of Contents is given at Grid 1A9 of Aerofiche card number 1 of this set. Each additional card in this set will have a Table of Contents for all sections on that particular card. This table will start at Grid A3.

REVISIONS

The information compiled in this Aerofiche Parts Catalog is kept current by revisions distributed periodically. Each revision is a complete Aerofiche card replacement and supersedes Aerofiche cards of the same number in the set.

Revisions to this PA-31-300/310/325 Parts Catalog issued September 20, 1974 are as follows:

753 703 (ORG740920)	Dated September 20 1974
753 703 (PR760227)	Dated February 1976
753 703 (PR770107)	Dated January 1977
753 703 (PR770913)	Dated September 1977
753 703 (PR771130)	Dated November 1977
753 703 (PR780914)	Dated September 1978
753 703 (PR790912)	Dated September 1979
753 703 (PR800410)	Dated April 1980
753 703 (PR800917)	Dated September 1980
753 703 (PR810513)	Dated May 1981
753 703 (PR810915)	Dated September 1981
753 703 (PR820413)	Dated April 1982
753 703 (PR821108)	Dated November 1982
753 703 (PR830315)	Dated March 1983
753 703 (PR831109)	Dated November 1983
753 703 (PR840614)	Dated June 1984
753 703 (IR860428)	Dated April 1986 (Interim Change)
753 703 (IR860528)	Dated May 1986 (Interim Change)
753 703 (PR940218)	Dated February 1994

NOTE Refer to Aerofiche Customer Service Information Catalog (1753 755) for revision dates and card effectivities for this parts catalog.

TABLE OF CONTENTS

FIGURE NUMBER

FIGURE TITLE
NUMÉRIICAL INDEX

GRID NUMBER

5A4

PIPER PARTS CATALOG

Part Number	Figure and Index No.	Part Number	Figure and Index No.	Part Number	Figure and Index No.	Part Number	Figure and Index No.
SK-1996	161-5	13586-78	122A-48	14843-108	62B-16	16633-39	122-11
SK-1997-1	161-4	13586-96	136-38	14843-109	58A-31	16633-40	67-64
SK-2152	62-45	13945-62	158-69	14843-109	62B-17	16633-43	90-20
01623-02	107-22	13945-78	55-33	14843-114	26-15	16633-44	132-6
01623-02	108-20	13945-79	55-34	14843-114	30-33	16633-44	132-73
01821-06	39-5	13945-80	55-35	14843-114	31-9	16633-49	67-8
01821-06	43-12	13945-93	25-14	14843-116	43-50	16633-49	67A-9
02037-02	28-99	14069-00	136-6	14976-11	43-8	16633-56	122-12
02039-02	28-98	14069-02	137-19	14976-12	43-2	16633-60	130-22
02042-02	28-96	14072-00	136-26	14976-12	43-71	16633-60	130A-23
02062-02	28-108	14175-37	99-25	14976-13	43-3	16633-60	132-69
10525-66	117-65	14175-37	99-39	14976-13	43-72	16633-61	69-27
10525-77	117-60	14175-45	55-13	14976-15	45-7	16633-62	69-28
10525-82	117-17	14175-45	55-32	14976-16	45-8	16633-62	70-26
10525-85	67-72	14175-46	26-47	14976-17	45-14	16633-64	130B-67
10525-85	131-1	14175-47	129A-41	14976-21	43-3	16633-70	97A-14
10525-85	159-1	14175-47	129B-36	14976-21	43-72	16633-72	62-1
10525-86	67-72	14175-106	39-2	14976-23	43-3	16633-73	130-23
10525-86	67A-27	14175-108	25-30	14976-87	95-58	16633-73	130A-24
10525-86	131-1	14175-111	57-56	14976-97	58A-25	16633-73	158-57
10525-86	131A-1	14175-111	57A-40	14976-97	58B-15	16633-74	158-58
10525-86	132-7	14175-111	57A-54a	14976-102	43-3	16633-75	67-9
10525-86	132A-4	14175-111	58-39	14976-105	103-33	16633-75	67A-10
10525-86	159-1	14175-111	58-54a	14976-106	86-86	16633-77	67-65
10525-95	69-47	14175-111	58A-35	14976-106	89-84	16633-78	67-12
10525-95	70-28	14175-111	58B-27	15595-02	150A-74	16633-78	67A-13
11151-02	100-53	14175-111	58B-37	15596-02	150A-44	16633-79	64-5
11151-02	102-12	14175-111	58B-39d	15660-02	150A-50	16633-79	130B-52
11151-02	104-22	14175-111	58C-27	15660-02	155A-24	16633-79	130B-63
11151-05	104-22	14175-111	58D-39	15660-02	156-55	16633-80	67-13
11473-00	16-25	14175-111	62B-27	15660-02	157-55	16633-80	67A-14
11473-101	63-52	14175-113	43-3	15660-02	157A-22	16633-81	64-2
11473-104	98-28	14175-113	43-72	15660-02	157B-39	16633-83	64-7
11987-75	118-4	14183-08	136-34	15661-02	150A-51	16633-86	130-25
11987-79	118-3	14184-00	69-18	15661-02	155A-25	16633-86	130A-25
11987-83	118-4	14184-00	70-18	15661-02	156-56	16633-86	130B-25
11987-85	120-67	14226-17	136-16	15661-02	157-56	16633-86	130B-51
11987-87	120-66	14235-00	71-12	15661-02	157A-23	16633-88	130-61
12073-00	59-9	14235-06	71-13	15661-02	157B-39	16633-89	79-43
12073-00	59-41	14235-08	119-24	16268-24	117-41	16633-89	88-96
12073-03	56A-16	14635-03	29-14	16268-34	117-40	16633-89	89-14
12073-03	56B-12	14843-32	105-16	16439-00	78A-15	16754-02	37-16
12074-00	59-10	14843-34	25-29	16439-00	138A-28	16758-01	117-1
12074-00	59-42	14843-51	62-46	16604-00	79-5	16758-01	117-55
12605-00	109-14	14843-55	28-6	16604-04	77-7	16775-02	46-5
12605-00	109-33	14843-65	59-11	16632-00	46-64	16775-03	46-5
13445-00	107-38	14843-65	59-44	16632-00	69-20	16931-88	162-1
13445-03	107-32	14843-74	73-40	16632-00	70-20	17088-00	101-3
13445-03	108-32	14843-106	33-1 1	16632-00	122-14	17088-00	103-26
13445-04	107-32	14843-106	33-19	16632-00	155A-45	17088-00	105-15
13445-04	108-32	14843-107	28-31	16632-00	157A-6	17235-00	104-11
13445-06	108-38	14843-107	28-83	16633-28	130-21	17315-00	2-68
13445-10	108-91	14843-108	58A-28c	16633-34	67-63	17315-00	82-40
13586-66	122-22	14843-108	58A-32	16633-37	79-45	17315-04	82-60
13586-72	122A-49	14843-108	58B-20	16633-38	122-13	17315-06	2-68

Revised: February 18, 1994

PIPER PARTS CATALOG

Part Number	Figure and Index No.	Part Number	Figure and Index No.	Part Number	Figure and Index No.	Part Number	Figure and Index No.
17316-00	82-41	17766-109	157B-57	18457-00	4-1	19697-11	63-34
17316-00	82-58	17848-00	99-24	18522-21	148A-5a	19790-16	136-10
17317-03	20-52	17848-03	99-24	18765-00	117-3	19790-19	136-9
17318-02	2-65	17850-00	99-23	18771-00	117-9	19790-21	122-22
17318-03	20-59	17850-03	99-23	18842-00	57-71	19790-22	122-22
17413-03	10-97	17852-02	99-21	18842-00	62B-42	19790-23	122-21
17555-00	136-14	17852-02	99-22	18875-05	95-9	19790-24	122-20
17555-00	137-20	17852-03	99-22	18968-00	56A-17	19790-24	122-21
17604-26	136-27	17881-04	65-33	18968-00	56B-13	19790-25	122-19
17604-26	137-7	17881-04	66-6	18968-00	57-18	19790-26	46-21
17604-33	133-8	17881-04	66-7	18968-00	57A-13	19790-27	110-12
17604-34	137-7	17881-04	66-10	18968-00	58-12	19790-29	46-60
17735-03	136-2	17881-04	66-11	18968-00	59-7	19799-00	2-72
17758-08	14-16	17881-04	66-25	18968-00	59-43	19802-05	129B-43
17766-02	111-17	17881-04	68-8	19053-00	65-46	19803-04	2-70
17766-02	111-18	17881-04	68-13	19063-02	25-10	19807-00	133-46
17766-02	111-37	17881-06	66-6	19063-02	32-23	19936-00	99-19
17766-02	111-38	17881-06	66-7	19086-03	104-12	20370-00	2-18
17766-04	110-18	17881-06	66-11	19304-00	59-16	20370-00	14-52
17766-04	111-38	17881-06	68-8	19304-00	59-46	20370-00	15-66
17766-27	111-4	17881-06	68-13	19336-00	56A-19	20370-00	16-52
17766-73	46-6	17881-06	155A-49	19336-00	56B-15	20370-00	82-45
17766-74	150A-75	17927-00	99-18	19336-00	59-20	20370-00	96-7
17766-90	86-21	17969-13	128-25	19336-00	59-50	20370-00	97-6
17766-90	89-21	17969-13	129-10	19336-01	56A-19	20372-03	4-8
17766-90	110-19	17969-13	129A-31	19336-01	56B-15	20372-03	14-17
17766-91	111-5	17969-15	79-4	19336-01	59-20	20372-03	82-44
17766-92	110-20	18132-00	32-65a	19336-01	59-50	20372-03	83-53
17766-93	85-15	18132-00	85-53	19359-00	59-17	20372-07	4-8
17766-93	86-16	18132-00	86-77	19359-00	59-47	20534-00	25-22
17766-93	88-15	18132-00	87-52	19364-00	59-3	20623-00	101-22
17766-93	89-16	18132-00	88-49	19364-00	59-33	20663-14	55-7
17766-95	85-20	18132-00	89-66	19365-00	59-22	20663-15	55-8
17766-95	87-17	18132-00	90-50	19365-00	59-52	20666-02	33-36
17766-95	88-20	18219-00	32-65b	19365-02	56B-17	20666-04	33-37
17766-95	90-20	18219-00	85-52	19392-15	59-18	20737-20	69-2
17766-96	65-38	18219-00	86-76	19392-15	59-48	20737-20	70-2
17766-97	69-26	18219-00	87-51	19392-16	59-15	20737-23	39-28
17766-97	70-30	18219-00	88-48	19392-17	59-15	20737-30	42-31
17766-98	65-36	18219-00	89-65	19392-17	59-45	20737-32	42-30
17766-99	65-35	18219-00	90-49	19394-02	59-39	20737-37	38-16
17766-100	65-37	18219-02	77-22	19513-03	104-43	20737-39	158-46
17766-100	150A-86	18219-02	79-15	19513-38	63-101	20737-40	39-15
17766-100	157-79	18219-05	116-21	19513-53	29-16	20737-40	39-29
17766-100	157B-56	18237-33	49-42	19513-64	2-45	20737-44	28-53
17766-101	85-22	18237-35	49-43	19513-64	28-86	20830-00	31-18
17766-101	86-22	18237-44	49-42	19513-72	129B-33	20956-00	107-18
17766-101	87-19	18237-45	49-43	19513-95	39-3	20956-00	108-16
17766-105	131-7	18290-08	46-53	19513-96	39-4	20957-00	107-19
17766-105	159-7	18359-00	23-20	19513-101	98-30	20957-00	108-17
17766-108	69-26	18359-00	24-28	19644-00	32-60	20999-00	107-10
17766-109	68-36	18359-00	24A-18	19697-03	63-34	20999-00	108-9
17766-109	150A-76	18359-00	32-90	19697-04	63-34	21001-00	107-14
17766-109	155A-47	18397-00	135-24	19697-07	63-34	21001-00	108-13
17766-109	157-78	18418-00	99-20	19697-09	63-34	21225-00	54-15

Revised: February 18, 1994

PIPER PARTS CATALOG

Part Number	Figure and Index No.	Part Number	Figure and Index No.	Part Number	Figure and Index No.	Part Number	Figure and Index No.
21225-02	169-124	22353-00	117-12	22502-85	117-57	22673-62	92-2
21418-02	81-14	22354-00	117-13	22612-00	25-35	22673-64	88-6
21459-00	70-33	22363-00	117-11	22613-00	25-36	22673-64	89-6
21470-00	107-23	22369-11	125-12	22641-02	29-12	22673-64	90-4
21470-00	108-21	22369-14	46-66	22641-03	84-2	22673-66	88-5
21523-02	134-17	22369-27	122-20	22673-10	91-14	22673-66	89-5
21534-67	162-8	22369-28	122-22	22673-12	91-13	22673-66	90-5
21534-68	162-9	22369-34	118-6	22673-12	91-17	22673-68	91-6
21574-00	117-14	22369-35	67-66	22673-14	91-18	22673-68	92-3
21619-02	107-31	22369-35	67A-31	22673-16	91-15	22673-69	91-8
21619-02	108-31	22369-41	119-11	22673-18	91-19	22673-69	92-5
21701-05	43-4	22427-00	95-20	22673-20	85-2	22673-71	91-7
21702-00	43-21	22433-00	63-47	22673-20	86-2	22673-71	92-4
21710-00	43-53	22470-05	117-27	22673-22	85-1	22673-72	65-2
21714-00	43-7	22470-05	117-28	22673-22	86-1	22673-74	65-8
21719-05	43-9	22470-11	117-27	22673-24	91-1	22673-76	65-9
21719-11	43-9	22470-11	117-28	22673-26	88-2	22673-78	46-9
21723-00	45-6	22470-11	117-29	22673-26	89-2	22673-80	92-7
21725-00	45-5	22470-12	117-29	22673-28	88-1	22673-81	92-8
21741-00	31-17	22470-13	117-26	22673-28	89-1	22673-82	87-2
21741-02	31-17	22470-14	81-27	22673-28	91-19	22673-83	87-1
21788-03	135-12	22470-15	117-27	22673-30	91-2	22673-84	92-1
21831-02	45-2	22470-15	117-28	22673-32	91-15	22673-85	92-6
21831-04	43-36	22472-12	117-32	22673-34	91-12	22673-100	85-6
21986-12	162-2	22472-14	117-31	22673-36	91-21	22673-100	91-16
22103-02	79-9	22472-17	117-30	22673-36	92-10	22673-100	91-21
22103-02	79-10	22472-18	117-33	22673-38	91-16	22859-00	169-101
22103-02	116-19	22472-19	122-3	22673-38	92-9	22860-03	32-38
22103-02	133-10	22472-20	117-32	22673-40	85-4	23175-00	108-78
22103-02	133-11	22472-20	117-33	22673-40	86-4	23183-00	29-46
22103-02	133-12	22472-21	117-31	22673-41	85-3	23195-17	86-12
22103-03	133-10	22472-25	117-31	22673-41	86-3	23195-17	89-12
22103-03	133-11	22472-25	117-32	22673-41	118-40	23319-00	85-59
22103-03	133-12	22472-27	122-3	22673-43	91-3	23319-00	86-63
22103-03	133-13	22482-00	14-48	22673-45	88-4	23319-00	87-57
22103-03	133-14	22482-00	168-17	22673-45	89-4	23319-00	88-55
22104-02	133-10	22502-08	122A-8	22673-45	90-3	23319-00	89-59
22104-03	79-9	22502-11	118-7	22673-47	88-3	23319-00	90-55
22104-05	133-13	22502-22	122-7	22673-47	89-3	23745-13	110-21
22104-06	133-12	22502-39	117-25	22673-47	90-1	23745-14	65-34
22104-07	133-11	22502-62	122-7	22673-49	90-2	23745-14	85-14
22104-07	133-13	22502-62	122A-7	22673-49	91-4	23745-14	86-15
22104-08	79-10	22502-66	117-19	22673-51	91-10	23745-14	87-12
22104-08	133-14	22502-67	117-18	22673-51	91-20	23745-14	88-14
22104-15	116-20	22502-67	117-68	22673-51	118-40	23745-14	89-15
22105-02	133-10	22502-68	117-20	22673-53	91-9	23745-14	90-15
22105-02	133-75	22502-70	117-22	22673-55	91-20	23745-15	85-16
22105-03	79-9	22502-71	117-24	22673-55	91-22	23745-15	86-17
22105-07	133-11	22502-72	117-23	22673-57	91-22	23745-15	88-16
22105-07	133-12	22502-72	117-25	22673-59	86-6	23745-15	89-17
22105-07	133-13	22502-73	117-17	22673-59	87-4	23745-15	90-16
22105-10	79-10	22502-74	122-8	22673-60	85-5	23765-02	15-72
22287-00	63-48	22502-75	122-9	22673-60	86-5	23819-02	69-14
22287-03	95-54	22502-80	122A-7	22673-60	87-3	23819-02	70-14
22352-00	117-15	22502-84	117-22	22673-62	91-5	23943-00	135-13

Revised: February 18, 1994

PIPER PARTS CATALOG

Part Number	Figure and Index No.	Part Number	Figure and Index No.	Part Number	Figure and Index No.	Part Number	Figure and Index No.
23969-02	134-31	25223-48	56A-3	25801-05	59-64	27122-00	169-100
23969-02	136-24	25223-48	57-3	25801-06	58A-2	27178-00	63-11
23969-02	137-24	25223-48	58A-3	25801-06	59-64	27178-00	169-31
23969-03	133-21	25223-52	56A-3	25801-07	58A-2	27214-00	149-66
23969-03	133-52	25223-52	57-3	25801-07	59-64	27214-00	150-71
23969-03	134-30	25223-52	58A-3	25801-08	56A-2	27214-00	152-35
23969-04	136-23	25243-02	29-34	25801-10	56A-2	27214-00	153-37
23969-04	137-25	25243-03	29-41	25801-11	56A-2	27274-00	138-19
23969-04	168-14	25243-05	29-35	25960-03	149-24	27274-00	138A-7
23969-05	136-33	25243-08	29-36	25960-06	149-23	27754-02	56B-9a
23969-05	137-26	25243-09	29-37	25960-06	150-31	27754-02	57A-11
23969-05	168-15	25244-02	29-31	25960-22	149-24	27891-02	150-36
24091-03	85-69	25244-03	29-32	25960-22	150-34	28303-02	154-56
24091-03	87-70	25244-04	29-33	26100-02	149-67	28303-02	155-43
24091-03	88-60	25285-00	56A-22	26100-02	150-61	28339-02	154-37
24091-03	90-61	25358-00	107-20	26749-09	67-3	28339-02	155-37
24166-02	100-13	25358-00	108-18	26749-09	67A-4	28339-02	155-37
24373-00	133-2	25394-00	129B-41	26749-09	131-56	28339-03	150A-47
24622-07	69-17	25397-04	129B-37	26749-09	131A-35	28339-03	156-57
24622-09	70-17	25552-00	54-17	26749-09	132-23	28339-03	157-57
24622-11	69-17	25552-00	54-30	26749-09	132A-11	28467-03	29-24
24622-13	78-1	25552-02	54-30	26749-09	159-30	28546-02	107-70
24622-14	78-1	25590-00	84-15	26749-10	67-3	28546-02	108-69
24622-18	69-17	25597-00	3-12	26749-10	67A-4	29184-02	57A-21
24622-19	78-1	25598-04	56A-5	26749-10	132-23	29184-02	58-20
24622-20	78A-1	25603-00	129B-42	26749-10	132A-11	29197-02	107-12
24622-21	78A-1	25607-00	56A-4	26749-10	132A-11	29197-02	108-11
24622-23	69-17	25607-00	57-4	26802-07	110-2	29254-02	106-2
24622-24	69-17	25607-00	58A-4	26802-08	110-2	29259-02	106-2
24622-25	78A-1	25666-00	43-6	26802-10	110-2	29259-02	57A-9
24622-26	78A-1	25681-00	169-99	26802-11	110-2	29259-02	58B-6
24629-00	102-6	25690-02	150A-17	26838-02	149-73	29259-02	58D-5
24631-03	102-1	25697-02	129B-40	26870-00	50A-42	29259-02	62B-3
24631-05	102-1	25697-02	129B-40	26870-00	50B-42	29282-02	57A-16
24631-07	102-1	25700-02	63-37	26870-00	150A-70	29282-02	58-15
24631-08	102-1	25700-03	63-37	26870-00	152-13	29282-02	63-20
24632-00	102-17	25704-00	7-66	26870-00	153-99	29692-02	117-69
24671-00	118-9	25704-00	7-87	26870-00	154-34	29998-04	69-47
24712-02	64-8	25704-00	38-9	26870-00	155-32	29998-11	57A-54
24712-02	67-38	25704-00	38-14	26870-00	156-53	29999-11	58-54
24712-02	67A-51	25704-00	42-9	26870-00	157-53	29999-21	101-42
24712-02	149-22	25704-00	108-82	26870-00	157A-24	30304-00	16-33
24712-02	150-35	25801-02	57-2	26870-00	149-6	30568-00	29-45
24754-05	69-3	25801-02	57A-2	26882-00	150-8	30568-00	169-5
24754-05	70-3	25801-02	58-2	26882-02	150-8	30576-00	29-5
24894-05	79-1	25801-02	58B-2	26934-00	149-39	30580-00	29-9
24894-05	79-3	25801-02	62-43	26934-00	150-68	30580-02	84-6
24894-07	79-1	25801-02	62A-7	26934-00	150A-69	30603-00	29-42
24894-07	79-3	25801-02	62A-7	26934-00	152-29	30679-03	119-23
24894-08	79-2	25801-02	62B-20	26934-00	153-31	30679-04	15-29
24894-09	79-2	25801-03	57-2	26934-00	154-29	30762-00	11-49
24932-00	81-16	25801-03	62-43	26934-00	155-31	30762-00	11-49
24933-00	81-17	25801-04	57-2	26934-00	158-73	30852-00	29-8
24948-02	81-15	25801-04	62-43	26934-00	69-22c	30852-00	84-5
25163-13	31-33	25801-04	62A-7	26977-03	69-22f	31074-02	117-66
		25801-05	58A-2	26978-00	162-17	31166-00	59-4
		25801-05	58C-2	27004-00	5-32	31166-00	59-34
				27065-02		31322-09	56A-39

PIPER PARTS CATALOG

Part Number	Figure and Index No.	Part Number	Figure and Index No.	Part Number	Figure and Index No.	Part Number	Figure and Index No.
31322-09	56B-34	32381-00	59-38	33166-00	153-104	40014-05	35-6
31380-00	95-6	32381-02	59-38	33167-00	152-95	40015-00	35-4
31384-02	95-1	32381-03	59-38	33167-00	153-105	40021-00	35-21
31431-02	122-1	32510-00	139A-23	33167-00	169-90	40023-03	35-23
31435-02	122-2	32606-15	59-35	33173-00	152-99	40026-02	34-21
31435-03	122-2	32606-26	59-35	33173-00	153-21	40026-03	34-22
31439-00	122-5	32607-01	59-36	33438-00	135-34	40027-00	101-14
31440-00	122-6	32607-03	59-36	33433-00	169-65	40027-00	101-14a
31441-00	122-4	32607-05	59-36	33543-00	166-9	40027-00	103-28
31494-00	133-1	32607-07	59-36	33543-00	169-64	40027-00	105-27
31506-02	138-4	32613-00	59-53	34447-00	57-13	40029-00	103-27
31506-02	138A-21	32613-02	59-13	34447-00	57A-9	40035-00	98-48
31506-02	144-3	32621-02	59-6	34447-00	58-9	40035-00	98-58
31506-02	146-4	32621-03	59-6	34447-00	58A-7	40035-00	101-7
31506-02	147-5	32621-04	59-6	34447-00	58B-6	40035-00	103-29
31506-02	149-25	32621-05	59-6	34447-00	58C-6	40035-03	98-37
31506-02	150-50	32623-05	59-31	34447-00	62B-3	40038-00	34-42
31506-04	158-60	32623-42	59-31	39273-02	167A-7	40038-00	103-24
31537-02	12-13	32624-06	59-1	39995-02	73-13	40039-00	35-24
31537-02	16-50	32624-07	59-1	39995-02	85-17	40040-09	35-25
31537-03	12-13	32624-44	59-1	39995-02	86-18	40042-02	35-26
31537-03	12A-13	32624-45	59-1	39995-02	87-14	40042-08	37-9
31747-00	79-11	32625-02	59-2	39995-02	88-17	40042-09	37-9
31766-02	43-30	32625-02	59-32	39995-02	89-18	40042-10	37-9
31773-00	43-10	32625-34	59-2	39995-02	90-17	40043-00	35-27
31773-03	43-10	32625-34	59-32	39995-03	73-13	40044-00	35-28
31777-00	43-11	32632-10	59-5	39995-03	74-2	40045-00	35-29
31779-00	43-13	32632-11	59-5	39995-04	110-68	40045-06	35-29
31780-00	43-14	32632-14	59-5	39995-05	73-12	40046-04	35-20
31785-00	43-16	32632-15	59-5	39995-05	74-3	40046-05	35-1 5
31786-02	42-38	32737-03	63-19	39997-02	65-40	40046-07	35-1 6
31793-02	43-15	32737-03	64-22	39997-09	86-19	40046-08	35-1 7
31796-00	43-23	32737-06	63-19	39997-10	89-19	40046-09	35-18
31797-02	42-39	32737-06	64-22	39998-02	70-31	40046-11	35-1 9
31805-06	43-22	33038-00	169-81	39999-02	87-13	40046-16	35-14
32005-03	149-28	33048-00	144-9	39999-04	65-63	40046-18	35-60
32005-03	150-28	33048-00	169-81	39999-10	70-25	40046-19	35-60
32007-09	149-26	33054-00	152-34	39999-10	73-31	40046-20	35-59
32007-09	150-29	33054-00	153-36	39999-14	65-40	40046-26	33-2
32203-10	149-74	33067-06	152-22	40002-00	34-18	40046-26	35-1
32203-10	150-32	33067-06	153-15	40006-00	33-10	40046-32	35-18a
32210-04	149-27	33067-06	154-22	40007-00	70-4	40046-33	35-18a
32210-07	149-27	33067-06	155-15	40007-07	69-4	40046-35	35-13
32210-07	150-27	33067-06	155A-27	40008-00	35-2	40046-36	35-12
32212-03	149-19	33078-02	152-53	40008-02	35-11	40046-39	33-2
32212-03	150-30	33078-02	153-69	40009-00	35-10	40046-39	35-1
32281-03	63-18	33078-02	154-53	40010-00	35-9	40048-00	35-32
32281-03	64-20	33078-02	155-69	40012-02	35-8	40050-02	37-21
32281-04	63-18	33078-02	155A-35	40012-03	35-8	40050-05	37-22
32281-04	64-20	33093-02	152-58	40012-11	37-17	40052-02	37-25
32380-00	56A-22	33093-02	153-103	40012-12	37-17b	40052-03	37-26
32380-00	56B-18	33093-02	154-58	40012-13	37-17b	40053-02	36-13
32380-00	58D-11	33093-02	155-4	40012-22	37-17	40053-03	36-14
32380-00	59-21	33117-00	153-40	40013-04	35-7	40054-02	37-27
32380-00	59-51	33166-00	152-71	40014-02	35-5	40054-03	37-28

Revised: February 18, 1994

PIPER PARTS CATALOG

Part Number	Figure and Index No	Part Number	Figure and Index No	Part Number	Figure and Index No	Part Number	Figure and Index No
40055-02	36-15	40087-03	36-20	40128-02	8-24	40147-10	9-20
40055-03	36-16	40088-00	37-40	40128-03	8-25	40147-11	9-20
40056-00	37-29	40090-00	37-41	40129-02	8-26	40149-00	8-43
40057-02	36-17	40091-00	36-23	40129-03	8-26	40152-00	8-33
40057-03	36-18	40094-02	34-25	40130-00	8-27	40153-00	8-44
40058-00	37-30	40094-03	34-11	40130-01	8-27	40155-00	33-4
40059-03	37-32	40094-04	34-26	40132-02	8-28	40155-00	36-1
40059-04	37-33	40094-05	34-12	40132-03	8-28	40155-01	33-4
40059-07	37-45	40095-03	34-13	40132-04	8-29	40155-01	36-1
40059-08	37-31	40095-04	34-31	40132-05	8-29	40155-14	36-2
40060-00	37-10	40096-00	34-14	40133-00	8-30	40155-15	36-2
40066-00	33-12	40098-00	37-42	40133-01	8-30	40155-16	36-3
40067-00	35-35	40099-00	37-43	40135-00	8-4	40155-17	36-4
40068-05	35-36	40100-02	36-24	40137-02	9-11	40155-18	36-4
40068-08	35-36	40100-03	36-25	40137-03	9-11	40155-19	36-3
40069-00	35-37	40102-02	36-26	40137-04	9-12	40155-26	33-4
40070-05	33-9	40102-03	36-27	40137-05	9-12	40155-26	36-1
40071-00	7-104	40102-04	36-28	40138-00	8-5	40155-27	33-4
40075-02	37-11	40102-05	36-29	40140-03	37-2	40155-27	36-1
40075-03	37-11	40104-03	34-16	40140-04	37-2	40155-28	33-4
40075-09	37-11	40104-05	34-16	40140-07	37-5	40155-28	36-1
40075-11	37-11	40105-00	103-20	40140-08	37-7	40157-00	9-21
40075-14	37-11	40108-00	34-28	40140-09	37-52	40157-01	9-21
40075-16	37-11	40109-00	8-14	40140-10	37-80	40162-00	9-41
40076-00	37-12	40109-00	8-15	40140-11	37-8	40162-01	9-41
40077-02	35-38	40109-01	8-14	40140-12	37-4	40162-10	9-41
40077-03	35-39	40109-01	8-15	40140-13	37-6	40162-11	9-41
40077-04	35-52	40112-02	8-17	40140-17	37-50	40163-00	8-34
40078-02	35-40	40112-03	8-17	40140-21	37-51	40165-00	9-22
40078-03	35-41	40113-00	8-6	40140-22	37-51	40165-01	9-22
40079-02	35-42	40113-01	8-6	40140-23	37-65	40166-00	9-23
40079-03	35-43	40114-00	8-7	40140-24	37-63	40166-01	9-23
40079-04	35-44	40114-00	8-8	40140-25	37-64	40166-02	9-24
40079-05	35-45	40114-01	8-7	40140-26	37-68	40166-03	9-24
40080-02	34-10	40114-01	8-8	40140-27	37-67	40167-00	9-25
40080-04	34-23	40115-00	8-18	40140-28	33-3	40167-01	9-25
40081-00	7-82	40115-01	8-18	40140-28	37-1	40167-02	9-26
40081-00	77-19	40116-00	8-19	40140-29	33-3	40167-03	9-26
40081-00	100-55	40117-00	8-20	40140-29	37-1	40167-04	9-27
40081-00	102-14	40118-00	8-20	40142-00	8-46	40167-05	9-27
40081-00	104-24	40119-00	8-21	40144-02	9-13	40167-06	9-28
40083-02	35-46	40119-01	8-21	40144-03	9-13	40167-07	9-28
40083-03	35-47	40122-02	36-31	40144-04	9-14	40167-08	9-29
40083-04	35-48	40122-03	36-31	40144-05	9-14	40167-09	9-29
40083-05	35-49	40122-15	36-34	40144-06	9-15	40167-10	9-30
40083-06	35-50	40122-16	36-34	40144-07	9-15	40167-11	9-30
40083-07	35-51	40124-00	9-42	40145-00	8-32	40167-12	9-31
40086-02	37-34	40124-04	9-42	40147-02	9-16	40167-13	9-31
40086-03	37-35	40125-00	34-15	40147-03	9-16	40168-00	9-32
40086-04	37-36	40126-02	34-9	40147-04	9-17	40168-01	9-32
40086-05	37-37	40126-04	34-34	40147-05	9-17	40168-02	9-33
40086-06	37-38	40127-02	8-22	40147-06	9-18	40168-03	9-33
40086-07	37-39	40127-03	8-22	40147-07	9-18	40170-00	33-1
40086-08	37-36	40127-04	8-23	40147-08	9-19	40170-00	34-1
40087-02	36-19	40127-05	8-23	40147-09	9-19	40170-02	34-3

Revised: February 18, 1994

PIPER PARTS CATALOG

Part Number	Figure and Index No.	Part Number	Figure and Index No.	Part Number	Figure and Index No.	Part Number	Figure and Index No.
40170-03	34-3	40185-15	9-10	40203-00	10-58	40327-00	39-24
40170-04	34-4	40185-16	9-5	40206-00	10-57	40329-03	2-20
40170-05	34-4	40185-17	9-3	40206-01	10-57	40335-00	42-22
40170-06	34-8	40185-18	9-2	40207-00	29-43	40336-00	42-22
40170-07	34-8	40185-19	9-2	40208-00	10-62	40337-00	38-47
40170-13	34-7	40185-20	9-4	40209-00	10-59	40339-00	100-4
40170-14	34-6	40185-21	9-4	40210-06	10-56	40339-01	100-4
40170-15	34-17	40185-30	9-1	40219-00	34-19	40340-00	35-3
40170-16	34-17	40185-31	9-1	40233-00	34-19	40342-02	34-33
40170-19	33-1	40185-36	9-9	40237-00	36-38	40342-03	34-33
40170-19	34-1	40185-37	9-9	40242-00	39-8	40343-00	96-17
40170-20	33-1	40185-38	9-8	40242-01	39-8	40343-00	97-16
40170-20	34-1	40185-39	9-8	40243-00	39-9	4034A-00	34-32
40170-21	33-1	40185-42	9-1	40244-00	39-10	40345-00	10-63
40170-21	34-1	40185-43	9-1	40246-00	39-11	40346-00	10-60
40170-22	33-1	40189-00	15-2	40246-02	39-11	40347-00	10-6
40170-22	34-1	40189-03	15-2	40247-00	39-12	40348-02	7-2
40170-23	34-17	40190-00	8-38	40249-00	33-14	40348-03	7-2
40170-24	34-17	40190-13	8-38	40250-02	43-31	40348-04	7-3
40170-27	33-1	40190-16	8-38	40250-03	43-31	40348-05	7-3
40170-27	34-1	40190-17	8-38	40253-00	33-1 7	40348-12	7-2
40170-29	34-2	40194-03	29-6	40257-00	39-20	40348-13	7-2
40170-30	34-2	40195-00	29-4	40263-00	43-33	40348-14	7-3
40172-00	8-42	40196-00	29-3	40273-00	43-28	40348-15	7-3
40173-00	37-44	40197-00	29-2	40275-00	43-34	40353-00	29-7
40175-02	9-35	40198-02	29-1	40276-00	42-1	40356-00	35-30
40175-03	9-35	40198-03	29-3	40276-00	43-1	40357-04	7-4
40175-04	9-36	40198-04	29-1	40280-00	38-25	40358-00	6-2
40175-05	9-36	40200-00	8-1	40280-01	38-25	40358-01	6-2
40176-02	9-37	40200-04	8-13	40284-00	38-33	40358-16	6-2
40176-03	9-37	40200-05	8-13	40288-00	38-79	40358-17	6-2
40176-04	9-38	40200-06	8-31	40290-00	38-79	40359-00	6-3
40176-05	9-38	40200-07	8-31	40292-02	43-46	40359-01	6-3
40177-02	9-39	40200-08	8-12	40292-02	169-14	40362-00	7-7
40177-03	9-39	40200-09	8-12	40292-04	39-6	40362-01	7-7
40177-04	9-40	40200-10	8-11	40292-04	169-11	40362-02	7-8
40177-05	9-40	40200-11	8-11	40294-00	38-81	40362-03	7-8
40178-00	8-40	40200-12	8-2	40298-02	109-6	40362-04	7-9
40178-02	8-41	40200-13	8-2	40298-03	109-6	40362-05	7-9
40182-00	8-19	40200-16	8-3	40302-02	109-10	40362-32	7-9
40183-00	8-36	40200-17	8-3	40302-03	109-10	40362-33	7-9
40183-01	8-36	40200-18	8-9	40303-00	39-19a	40362-34	7-7
40184-00	8-37	40200-18	8-10	40305-00	45-1	40362-35	7-7
40184-01	8-37	40200-19	8-9	40307-00	104-5	40363-08	34-35
40185-00	9-1	40200-19	8-10	40309-00	38-81	40363-12	35-31
40185-01	9-1	40200-Z8	8-2	40310-08	69-24	40364-02	36-40
40185-06	9-6	40200-29	8-2	40310-09	69-24	40364-03	37-58
40185-07	9-6	40200-37	8-1	40313-00	109-5	40364-09	37-58
40185-08	9-7	40200-42	8-1	40317-00	42-19	40365-02	33-5
40185-09	9-7	40200-43	8-1	40319-00	2-21	40365-03	33-7
40185-10	9-8	40200-44	8-48	40323-00	107-41	40365-13	33-7
40185-11	9-8	40200-47	8-11	40323-02	107-41	40365-14	33-5
40185-12	9-9	40200-48	8-11	40323-02	108-41	40373-00	2-42
40185-13	9-9	40200-50	8-13	40325-00	42-61	40374-00	2-42
40185-14	9-10	40200-51	8-13	40325-01	42-61	40375-00	8-39

Revised: February 18, 1994

PIPER PARTS CATALOG

Part Number	Figure and Index No.	Part Number	Figure and Index No.	Part Number	Figure and Index No.	Part Number	Figure and Index No.
40375-01	8-39	40413-07	39-1	40454-00	7-51	40488-01	6-21
40376-00	38-34	40415-00	109-13	40454-01	7-51	40489-02	7-38
40378-00	3-26	40415-01	109-13	40455-10	7-30	40489-03	7-38
40378-00	5-2	40419-02	6-10	40455-11	7-30	40489-04	7-39
40378-01	3-26	40419-03	6-10	40455-12	6-15	40489-05	7-39
40378-01	5-2	40419-08	7-18	40455-13	6-15	40489-10	6-22
40378-06	3-26	40419-09	7-18	40455-18	6-15	40489-11	6-22
40378-06	5-2	40419-12	7-20	40455-19	6-15	40490-04	7-40
40378-07	3-26	40419-13	7-20	40456-00	3-2	40490-05	7-40
40378-07	5-2	40419-14	7-21	40456-01	3-2	40490-06	6-24
40378-10	3-26	40419-15	7-21	40460-00	3-3	40490-07	6-24
40378-11	3-26	40419-18	6-10	40463-00	7-52	40492-03	7-41
40383-02	6-5	40419-19	6-10	40464-00	3-4	40492-04	5-24
40383-03	6-5	40420-00	5-3	40465-00	7-53	40492-05	5-24
40383-04	6-6	40420-01	5-3	40466-00	7-54	40492-06	5-23
40483-05	6-6	40423-02	6-11	40466-01	7-54	40492-07	5-23
40383-08	7-12	40423-03	6-11	40468-00	2-14	40492-22	7-41
40383-09	7-12	40423-06	7-22	40468-02	126-22	40492-23	4-18
40383-34	7-11	40423-07	7-22	40470-10	6-17	40492-24	4-18
40383-35	7-11	40423-08	7-23	40470-11	6-17	40494-00	100-15
40383-40	6-6	40423-09	7-23	40470-16	7-31	40496-00	82-14
40383-41	6-6	40423-16	6-11	40470-17	7-31	40500-00	7-57
40389-00	7-13	40423-17	6-11	40470-18	7-32	40500-01	7-57
40389-01	7-13	40423-20	7-22	40470-19	7-32	40502-02	7-58
40396-00	4-2	40423-21	7-22	40474-00	7-84	40502-03	7-58
40398-06	7-5	40434-00	7-48	40474-01	7-84	40502-04	7-59
40404-02	7-14	40434-01	7-48	40475-02	7-33	40502-05	7-59
40404-03	7-14	40435-02	7-24	40475-03	7-33	40506-06	5-10
40404-08	6-7	40435-03	7-24	40475-06	7-34	40506-07	5-10
40404-09	6-7	40435-04	7-25	40475-07	7-34	40506-12	5-10
40404-14	6-7	40435-05	7-25	40475-08	5-4	40506-13	5-10
40404-15	6-7	40435-06	7-26	40475-09	5-4	40507-00	7-62
40405-02	7-17	40435-07	7-26	40479-02	5-5	40507-01	7-62
40405-03	7-17	40435-10	7-27	40479-03	5-5	40509-02	7-63
40405-04	7-16	40435-11	7-27	40480-00	7-35	40509-03	7-63
40405-05	7-16	40435-12	6-12	40480-01	7-35	40509-04	7-64
40405-06	6-8	40435-13	6-12	40484-00	6-28	40509-05	7-64
40405-07	6-8	40435-18	6-12	40485-00	7-55	40510-00	2-7
40405-08	6-9	40435-19	6-12	40486-08	6-20	40510-01	2-7
40405-09	6-9	40438-00	7-49	40486-09	6-20	40512-00	7-89
40405-22	6-8	40438-01	7-49	40486-10	7-36	40513-00	7-67
40405-23	6-8	40439-00	7-50	40486-11	7-36	40513-00	7-68
40413-00	38-1	40439-01	7-50	40486-14	7-37	40513-01	7-67
40413-00	39-1	40446-04	6-13	40486-15	7-37	40513-01	7-68
40413-01	38-1	40446-05	6-13	40486-20	6-20	40515-00	7-88
40413-01	39-1	40446-08	6-14	40486-21	6-20	40522-00	4-15
40413-02	38-1	40446-09	6-14	40487-00	5-6	40522-01	4-15
40413-02	39-1	40446-12	7-28	40487-00	6-1	40522-04	4-15
40413-03	38-1	40446-13	7-28	40487-01	5-6	40522-05	4-15
40413-03	39-1	40446-15	7-29	40487-01	6-1	40523-00	3-6
40413-04	39-13	40446-16	7-29	40487-04	5-6	40523-01	3-6
40413-05	39-13	40446-22	7-29	40487-04	6-1	40524-00	96-9
40413-06	38-1	40446-25	7-29	40487-05	5-6	40524-00	97-8
40413-06	39-1	40450-00	6-25	40487-05	6-1	40524-00	97A-22
40413-07	38-1	40450-01	6-25	40488-00	6-21	40525-00	7-69

Revised: February 18, 1994

PIPER PARTS CATALOG

Part Number	Figure and Index No.	Part Number	Figure and Index No.	Part Number	Figure and Index No.	Part Number	Figure and Index No.
40526-00	4-16	40538-12	97-2	40559-40	107-52	40584-03	98-13
40526-00	5-20	40538-13	97-2	40559-40	108-52	40584-03	169-51
40526-05	4-16	40540-00	7-90	40559-41	107-73	40585-02	5-16
40526-05	5-20	40540-01	7-90	40559-41	108-71	40585-03	5-16
40530-02	5-12	40544-00	96-10	40559-42	2-47	40585-08	5-7
40530-03	5-12	40544-00	97-9	40559-43	2-47	40585-09	5-7
40530-04	7-42	40544-02	96-10	40560-02	7-73	40585-10	5-8
40530-05	7-42	40544-02	97-9	40560-02	7-74	40585-11	5-8
40530-06	7-43	40545-02	97-10	40560-03	7-73	40585-13	4-6
40530-07	7-43	40545-03	96-11	40560-03	7-74	40585-16	5-25
40530-08	5-13	40545-03	96-11a	40560-04	7-75	40585-17	5-27
40530-09	5-13	40545-04	96-11	40560-04	7-76	40585-20	5-26
40530-10	7-44	40545-04	96-11a	40560-05	7-75	40585-28	5-16
40530-11	7-44	40545-04	97-10	40560-05	7-76	40585-29	5-16
40530-12	7-45	40546-04	96-12	40561-00	7-77	40586-44	3-7
40530-13	7-45	40546-04	97-11	40561-01	7-77	40586-44	4-19
40532-00	3-27	40546-06	96-12	40563-00	2-16	40586-44	5-29
40532-00	5-14	40546-08	96-12	40564-00	96-41	40587-00	2-13
40532-06	3-27	40546-08	97-11	40564-00	97-15	40587-01	2-13
40532-06	5-14	40546-08	97A-27	40565-02	2-15	40593-00	7-79
40533-00	3-8	40547-00	4-5	40565-03	2-15	40593-01	7-79
40533-01	3-8	40547-01	4-5	40566-00	3-10	40594-03	98-14
40534-08	3-9	40548-00	5-15	40566-01	3-10	40594-03	169-51
40534-09	3-9	40548-01	5-15	40567-00	2-12	40595-00	49-5
40535-00	4-3	40549-03	96-13	40568-00	3-17	40595-00	169-17
40535-01	4-3	40549-03	97-12	40569-00	2-11	40595-02	49-5
40535-05	4-3	40550-00	7-70	40570-00	3-18	40595-02	50-7
40535-06	4-3	40550-01	7-70	40571-00	7-78	40595-02	169-17
40535-11	4-3	40552-00	20-2	40571-01	7-78	40597-00	138-32
40535-12	4-3	40552-01	20-2	40573-00	115-22	40597-00	169-70
40535-13	4-3	40553-00	82-16	40573-00	169-60	40597-02	138-32
40536-00	4-4	40553-00	83-17	40575-00	63-64	40597-02	169-70
40536-01	4-4	40553-01	82-16	40575-00	169-126	40599-03	100-12
40536-06	4-4	40553-01	83-17	40576-00	138-34	40603-00	15-39
40536-07	4-4	40555-00	96-14	40576-00	169-71	40603-01	15-39
40537-02	96-6	40555-00	97-13	40579-00	98-19	40607-00	2-79
40537-03	96-6	40555-00	97A-20	40579-00	149-62	40607-00	106-5
40537-04	96-5	40556-00	7-71	40579-00	150-45	40608-03	106-6
40537-05	96-5	40556-00	7-72	40579-00	152-45	40608-04	106-6
40537-06	96-4	40556-01	7-71	40579-00	153-23	40608-05	106-6
40537-07	96-4	40556-01	7-72	40579-00	154-45	40609-00	7-80
40537-08	96-3	40558-00	96-15	40579-00	155-23	40609-01	7-80
40537-09	96-3	40558-00	96-16	40579-00	155A-41	40610-00	7-81
40537-10	96-2	40558-00	97-14	40579-00	156-39	40610-01	7-81
40537-11	96-2	40558-02	96-15	40579-00	157-39	40612-00	95-12
40537-18	96-1	40559-06	107-52	40579-00	157A-12	40616-00	7-102
40537-19	96-1	40559-06	109-30	40579-00	157B-30	40616-01	7-102
40538-02	97-5	40559-07	7-109	40579-00	158-62	40616-02	7-103
40538-03	97-5	40559-10	119-45	40579-00	169-53	40616-03	7-103
40538-04	97-4	40559-21	26-12	40582-00	138-29	40616-16	7-102
40538-05	97-4	40559-21	30-30	40582-00	169-67	40616-17	7-102
40538-06	97-3	40559-21	31-6	40582-02	138-29a	40616-18	7-103
40538-07	97-3	40559-34	38-76	40582-02	169-67	40616-19	7-103
40538-10	97-1	40559-35	107-52	40583-03	98-12	40617-00	15-31
40538-11	97-1	40559-35	108-52	40583-03	169-51	40618-00	95-4

Revised: February 18, 1994

PIPER PARTS CATALOG

Part Number	Figure and Index No.	Part Number	Figure and Index No.	Part Number	Figure and Index No.	Part Number	Figure and Index No.
40619-00	103-6	40659-15	5-1	40703-10	3-5	40722-04	4-13
40620-00	15-53	40659-16	5-18	40703-10	7-1	40722-05	4-13
40620-01	15-53	40659-17	5-18	40703-11	3-5	40722-06	4-11
40621-00	95-5	40660-04	14-13	40703-11	7-1	40722-07	4-11
40624-00	2-6	40665-00	16-12	40703-12	3-5	40722-14	4-14
40625-00	3-19	40666-00	63-33	40703-12	7-1	40722-15	4-14
40626-00	5-9	40667-00	82-29	40703-13	3-5	40723-00	3-1
40626-01	5-9	40667-00	83-33	40703-13	7-1	40723-01	3-1
40627-00	95-8	40667-01	82-29	40704-00	21-19	40723-04	3-16
40628-00	4-12	40667-01	83-33	40704-01	21-19	40723-05	3-16
40628-01	4-12	40668-00	82-17	40707-00	20-6	40723-06	3-16
40629-00	2-8	40668-00	83-18	40708-00	10-9	40723-10	3-1
40629-01	2-8	40670-00	82-30	40708-00	20-1	40723-11	3-1
40632-00	21-10	40670-00	83-34	40708-00	21-1	40723-12	3-1
40632-01	21-10	40670-01	82-30	40709-02	21-11	40723-13	3-1
40633-00	21-23	40670-01	83-34	40710-00	20-7	40723-14	3-1
40633-01	21-23	40671-00	82-46	40711-02	20-7	40723-15	3-1
40634-00	5-30	40671-00	83-47	40715-02	20-8	40723-16	3-1
40635-00	4-9	40671-01	82-46	40715-03	20-8	40723-17	3-1
40635-01	4-9	40671-01	83-47	40715-04	20-9	40724-00	11-34
40636-00	2-9	40675-00	82-47	40715-05	20-9	40724-01	11-34
40636-01	2-9	40675-00	83-48	40715-06	12-26	40730-02	21-9
40638-00	21-2	40676-13	82-13	40715-06	12A-26	40730-03	21-9
40639-00	21-22	40676-13	83-12	40715-07	12-26	40732-00	20-10
40639-07	21-22	40676-14	82-13	40715-07	12A-26	40732-01	20-10
40640-00	21-7	40676-14	83-12	40715-09	15-40	40732-04	20-10
40640-01	21-7	40677-00	82-15	40715-10	12-27	40732-06	21-10
40645-00	21-3	40677-00	83-14	40715-11	10-25	40738-00	12-9
40646-00	21-4	40678-00	82-43	40715-13	18-20	40738-00	12-11
40646-01	21-4	40678-00	82-59	40715-14	12-28	40738-00	12A-9
40648-02	96-18	40679-00	82-42	40715-14	12A-28	40738-00	12A-11
40648-03	96-18	40679-00	82-61	40715-15	12-28	40738-00	13-21
40648-04	97-17	40682-07	21-12	40715-15	12A-28	40738-01	12-9
40648-05	97-17	40682-08	21-12	40715-16	18-19	40738-01	12-11
40652-00	7-85	40683-00	21-13	40715-17	18-19	40738-01	12A-9
40654-00	20-22	40685-02	21-15	40715-18	12-29	40738-01	12A-11
40654-01	20-22	40687-00	16-13	40715-19	12-29	40744-02	20-14
40655-00	21-8	40687-04	16-13	40715-19	12A-29	40744-03	20-14
40656-07	15-67	40688-00	20-4	40715-20	18-18	40748-06	20-30
40656-08	15-67	40689-02	21-17	40715-21	18-18	40752-00	12-50
40658-00	7-83	40689-03	21-17	40715-22	17-7	40752-00	12A-50
40659-00	3-11	40692-00	20-45	40715-23	12-30	40759-00	18-3
40659-00	5-1	40701-02	77-18	40715-23	12A-30	40762-00	20-11
40659-01	3-11	40701-03	100-54	40715-40	17-7	40764-00	11-19
40659-01	5-1	40701-03	102-13	40715-42	20-8	40764-01	11-19
40659-02	5-17	40701-03	104-23	40715-43	20-8	40765-00	14-15
40659-03	5-17	40702-00	10-65	40715-44	20-9	40766-02	20-40
40659-04	5-18	40703-00	3-5	40715-45	20-9	40766-03	20-40
40659-05	5-18	40703-00	7-1	40715-46	15-40	40766-04	20-41
40659-06	5-28	40703-01	3-5	40715-50	12A-29	40766-05	20-41
40659-07	5-28	40703-01	7-1	40716-00	21-20	40766-06	19-4
40659-10	5-17	40703-08	3-5	40717-00	11-16	40766-07	19-4
40659-14	3-11	40703-08	7-1	40719-00	20-49	40766-14	20-40
40659-14	5-1	40703-09	3-5	40719-01	20-49	40766-15	20-40
40659-15	3-11	40703-09	7-1	40720-00	20-13	40766-16	20-41

Revised February 18, 1994

PIPER PARTS CATALOG

Part Number	Figure and Index No.	Part Number	Figure and Index No.	Part Number	Figure and Index No.	Part Number	Figure and Index No.
40766-17	20-41	40814-04	54-12	40849-07	89-31	40864-00	22-1
40766-20	20-40	40814-05	54-12	40849-07	91-26	40864-01	22-1
40766-22	20-41	40814-06	54-12	40849-07	169-47	40865-00	15-9
40766-23	20-41	40815-00	110-30	40849-08	85-55	40866-00	15-8
40768-00	20-19	40817-00	110-32	40849-08	86-36	40867-00	11-4
40768-11	20-19	40818-00	110-33	40849-08	87-53	40868-04	16-15
40768-12	20-19	40819-00	110-34	40849-08	88-51	40868-05	16-15
40769-02	15-4	40820-00	110-35	40849-08	89-32	40868-06	16-16
40769-03	15-5	40822-00	110-36	40849-08	90-52	40868-07	16-16
40769-08	11-2	40823-00	110-37	40849-08	91-27	40868-08	16-17
40769-10	15-6	40826-00	110-40	40849-08	92-13	40868-09	16-17
40770-00	33-34	40827-00	110-41	40849-08	169-47	40868-10	16-18
40772-00	15-7	40828-00	111-6	40849-09	85-56	40868-11	14-30
40772-01	15-7	40829-00	111-7	40849-09	86-37	40868-12	14-30
40774-00	11-3	40830-02	111-8	40849-09	88-52	40868-13	14-31
40775-00	15-46	40830-03	111-9	40849-09	89-33	40868-14	14-31
40777-00	34-37	40830-05	111-11	40849-09	91-28	40868-15	14-18
40778-00	21-25	40830-07	111-50	40849-09	169-47	40868-16	14-18
40778-01	21-25	40830-08	111-51	40849-10	110-51	40870-00	103-34
40779-00	20-3 1	40830-09	111-49	40849-10	169-58	40872-00	20-60
40781-00	34-38	40832-00	111-12	40849-11	85-57	40878-00	10-11
40784-00	20-33	40833-00	110-42	40849-11	86-38	40879-03	115-2
40785-00	10-24	40834-00	110-43	40849-11	87-54	40879-07	110-9
40786-00	20-34	40836-00	111-13	40849-11	88-53	40880-00	138-8
40786-01	20-34	40836-01	111-13	40849-11	89-34	40880-02	138-8
40787-00	20-3	40837-00	110-44	40849-11	90-53	40882-00	138-9
40787-01	20-3	40838-00	110-45	40849-11	169-47	40883-00	138-10
40788-00	20-55	40839-04	111-15	40849-12	87-55	40884-05	18-11
40788-00	20-58	40839-06	111-16	40849-12	92-14	40884-06	18-12
40788-00	22-26	40840-03	111-17	40849-12	169-47	40884-07	18-11
40790-00	21-21	40840-04	111-18	40849-13	90-51	40885-00	63-23
40793-00	21-6	40841-00	111-19	40849-13	169-47	40885-00	64-27
40793-01	21-6	40841-01	111-19	40850-00	110-52	40885-00	152-70
40794-02	20-20	40843-00	15-26	40852-00	110-53	40885-00	152-85
40794-03	20-20	40843-00	169-122	40854-00	110-54	40885-00	153-64
40795-02	20-21	40844-00	110-46	40855-00	110-55	40885-00	153-77
40795-03	20-2 1	40845-00	110-47	40857-02	20-35	40885-00	153-78
40796-00	107-62	40847-00	104-10	40857-03	20-35	40885-00	153-89
40796-00	108-61	40848-00	111-20	40857-04	20-36	40885-02	63-23
40796-02	107-62	40848-01	111-20	40857-05	20-36	40885-02	64-27
40798-02	12-2	40849-02	110-48	40857-06	20-35	40885-02	152-70
40798-02	12A-2	40849-02	111-21	40857-07	20-35	40885-02	153-78
40799-00	20-43	40849-02	169-58	40857-08	20-36	40885-02	153-89
40799-01	20-43	40849-03	110-49	40857-09	20-36	40885-03	64-27
40802-00	110-11	40849-03	111-22	40858-02	20-26	40886-00	20-37
40803-00	115-1	40849-03	169-58	40859-00	10-42	40887-02	14-19
40805-00	110-23	40849-04	111-23	40859-00	12-49	40887-03	12-34
40806-00	110-24	40849-04	169-58	40859-00	12A-49	40887-03	12A-34
40807-00	110-25	40849-05	111 24	40859-00	16-29	40887-04	16-20
40808-00	110-26	40849-05	169-58	40860-13	19-27	40887-05	12-35
40809-00	110-27	40849-06	110-50	40860-13	20-38	40887-05	12A-35
40810-00	110-28	40849-06	169-58	40860-13	21-24	40887-06	14-24
40811-00	110-29	40849-07	85-54	40862-00	15-45	40887-07	14-24
40812-00	110-10	40849-07	86-35	40862-01	15-45	40887-10	16-21
40814-03	54-12	40849-07	88-50	40863-00	15-8	40887-11	16-21

Revised: February 18, 1994

PIPER PARTS CATALOG

Part Number	Figure and Index No.	Part Number	Figure and Index No.	Part Number	Figure and Index No.	Part Number	Figure and Index No.
40887-12	14-20	40903-02	138-2	40966-00	22-2	41009-01	22-10
40887-13	14-19	40903-03	138-2	40968-00	107-44	41010-00	15-42
40887-14	12-34	40904-00	43-25	40968-04	109-1	41012-00	15-49
40887-14	12A-34	40905-00	10-15	40971-05	12-6	41013-00	15-28
40887-15	16-20	40907-02	23-9	40971-05	12A-6	41014-00	15-59
40887-16	12-36	40907-03	23-8	40971-09	12-3	41014-01	15-59
40887-16	12A-36	40908-00	11-33	40971-09	12A-3	41016-00	22-14
40887-17	10-23	40909-00	23-7	40971-10	12A-6	41017-00	22-34
40887-18	16-22	40910-00	110-60	40971-11	12A-3	41017-02	22-34
40887-19	11-28	40913-00	15-32	40975-02	15-37	41019-00	22-35
40887-20	11-28	40917-00	15-33	40975-03	15-38	41019-02	22-35
40887-21	12-37	40918-00	10-14	40976-00	25-34	41020-00	20-24
40887-21	12A-37	40919-00	110-61	40977-00	25-54	41020-04	20-25
40887-22	12-38	40920-00	110-62	40979-00	25-53	41020-07	20-24
40887-22	12A-38	40923-02	110-64	40982-00	95-23	41020-08	20-25
40887-23	12-38	40923-03	110-63	40983-00	107-10	41022-00	10-31
40887-23	12A-38	40927-00	138-3	40983-00	108-9	41025-00	10-52
40887-24	10-22	40928-00	101-11	40984-00	22-20	41026-00	95-15
40887-25	10-22	40930-02	101-13	40985-00	15-61	41027-00	2-5
40887-26	11-29	40936-00	23-6	40986-00	15-64	41027-01	2-5
40887-27	11-29	40939-00	63-2	40988-00	15-63	41028-00	2-17
40887-28	14-21	40939-00	64-24	40990-00	15-54	41029-00	10-38
40887-30	14-23	40939-02	63-2	40990-01	15-55	41029-01	10-38
40887-31	14-22	40939-02	64-24	40994-02	15-15	41030-00	10-43
40887-32	14-22	40939-03	63-2	40994-03	15-15	41030-01	10-43
40887-33	14-20	40939-03	64-24	40994-07	15-16	41032-00	10-44
40887-36	14-19	40939-04	64-24	40995-02	17-9	41032-01	10-44
40887-38	14-23	40939-05	64-24	40995-03	17-9	41033-00	15-52
40888-00	22-19	40940-03	15-11	40995-07	17-5	41035-00	95-18
40890-05	18-2	40940-05	15-10	40996-00	10-54	41036-00	95-14
40890-06	18-4	40940-07	15-10	40996-01	10-54	41038-00	42-63
40890-07	18-2	40944-00	17-13	40998-00	15-56	41038-01	42-63
40890-09	18-2	40945-00	17-13	40999-00	15-68	41040-00	11-27
40891-00	99-17	40946-05	15-12	40999-01	15-69	41040-01	11-27
40893-00	138-1	40946-06	15-12	40999-03	15-70	41042-00	139-11
40894-02	12-5	40946-07	15-13	41000-00	15-17	41042-00	139A-32
40894-02	12A-5	40947-00	15-34	41001-03	102-35	41044-00	10-10
40894-03	12-46	40947-01	15-34	41001-03	104-3	41045-00	11-20
40894-03	12A-46	40948-00	15-30	41002-00	10-29	41047-00	12-7
40896-00	12-12	40950-00	107-9	41002-01	10-29	41047-00	12A-7
40896-00	12A-12	40950-00	108-8	41002-04	10-29	41048-03	25-18
40897-00	12-22	40953-00	15-71	41002-05	10-29	41049-02	16-24
40897-00	12A-22	40954-02	107-43	41003-00	15-18	41049-04	16-24
40897-03	12A-22	40954-02	108-43	41004-00	15-50	41050-08	18-13
40898-00	110-8	40954-03	107-43	41001-01	15-50	41054-00	42-67
40899-00	12-25	40954-03	108-43	41005-02	15-18	41054-01	42-67
40899-00	12A-25	40958-00	81-1	41005-03	15-17	41055-00	95-22
40899-01	12-25	40958-00	101-12	41006-00	10-30	41058-00	95-25
40899-01	12A-25	40958-00	105-17	41007-00	22-11	41059-00	95-26
40900-00	12-23	40958-02	103-42	41007-01	22-11	41061-00	110-66
40900-00	12A-23	40959-07	15-60	41008-00	14-28	41063-00	110-67
40900-01	12-23	40962-02	15-14	41008-01	14-28	41065-00	10-67
40900-01	12A-23	40962-03	15-14	41008-04	14-3	41066-00	16-49
40900-04	12A-23	40963-00	104-37	41008-05	14-3	41066-01	16-49
40900-05	12A-23	40964-00	15-41	41009-00	22-10	41073-00	11-6

Revised: February 18, 1994

PIPER PARTS CATALOG

Part Number	Figure and Index No.	Part Number	Figure and Index No.	Part Number	Figure and Index No.	Part Number	Figure and Index No.
41075-00	11-5	41119-03	17-6	41169-01	11-9	41214-02	62-28
41076-00	10-46	41119-08	18-16	41170-02	11-46	41214-02	62A-23
41076-01	10-46	41119-09	18-16	41170-03	11-7	41214-03	58A-43
41078-00	12-8	41119-19	18-16	41170-13	11-46	41214-03	58B-44
41078-00	12A-8	41120-02	17-11	41170-16	11-46	41214-03	62B-41
41078-03	12A-8	41120-03	17-10	41170-18	11-46	41215-00	58A-41
41080-00	133-7	41120-04	17-10	41170-20	11-46	41215-00	58B-43
41080-04	133-7	41120-04	17-11	41170-22	11-46	41215-00	58C-32
41081-00	10-26	41123-00	15-47	41172-00	11-10	41215-00	62-29
41083-00	38-15	41124-00	15-47	41173-00	12-19	41215-00	62A-24
41085-00	135-15	41125-00	15-21	41173-00	12A-19	41215-00	62B-40
41089-00	115-3	41126-00	15-21	41174-00	12-41	41216-00	54-23
41089-00	116-7	41130-02	16-4	41174-01	12-41	41217-00	14-53
41090-00	15-51	41130-03	16-5	41176-00	16-30	41217-01	14-53
41090-01	15-51	41130-06	16-42	41177-00	16-28	41219-00	39-17
41090-02	15-59a	41133-00	115-11	41177-01	16-28	41219-01	39-17
41090-03	15-59a	41135-00	115-10	41178-00	18-15	41220-00	46-22
41092-00	117-3	41136-00	115-9	41179-00	107-46	41222-00	15-25
41093-00	95-3	41137-00	115-8	41179-00	108-46	41226-00	10-35
41094-00	135-16	41138-00	115-4	41180-00	16-6	41228-00	11 5-7
41095-00	15-19	41139-00	115-5	41180-00	16-41	41228-00	116-11
41097-04	10-20	41139-00	116-9	41181-00	12-47	41229-00	81-3
41097-05	10-20	41140-00	115-6	41181-03	12-47	41229-00	101-4
41098-02	15-20	41143-02	80-4	41183-00	12-51	41229-00	103-43
41098-03	15-20	41144-00	80-2	41187-00	10-72	41229-00	105-19
41099-00	12-10	41145-02	10-40	41188-02	10-70	41230-04	85-19
41099-00	12A-10	41145-03	10-40	41188-03	10-70	41230-04	86-20
41102-00	15-22	41145-04	10-39	41189-00	10-66	41230-04	87-16
41103-00	10-13	41145-05	10-39	41191-00	12-43	41230-04	88-19
41104-05	12-16	41146-00	82-37	41192-00	10-41	41230-04	89-20
41104-05	12A-16	41148-00	82-11	41192-00	12-52	41230-04	90-19
41104-06	12-17	41148-01	82-11	41194-02	63-24	41230-04	90-19
41104-06	12A-17	41150-00	82-38	41194-02	63-38	41230-05	88-21
41104-07	12-18	41152-00	82-5	41194-02	64-28	41230-05	90-21
41104-07	12A-18	41152-01	82-5	41200-00	10-31	41230-06	86-23
41106-00	16-39	41153-00	82-9	41201-00	10-31	41230-06	88-18
41106-00	18-17	41154-00	82-6	41201-04	10-31	41230-06	89-22
41106-01	16-39	41154-01	82-6	41203-00	10-31	41230-06	90-18
41106-01	18-17	41155-02	82-39	41204-03	22-15	41230-07	85-18
41110-00	10-71	41156-00	82-10	41205-04	10-32	41230-07	87-15
41110-04	10-71	41156-01	82-10	41205-05	10-32	41230-10	85-21
41112-08	18-14	41157-00	82-4	41207-00	12-31	41230-10	87-18
41115-00	12-20	41158-00	82-12	41207-00	12A-31	41232-02	17-2
41115-00	12A-20	41158-01	82-12	41208-00	12-32	41232-04	17-2
41116-00	12-21	41159-00	82-1	41208-00	12A-32	41232-06	17-3
41116-00	12A-21	41159-01	82-1	41209-00	15-25	41233-03	17-4
41116-01	12-21	41159-02	82-1	41210-00	10-3	41233-05	17-8
41116-01	12A-21	41159-03	82-1	41210-00	12-1	41233-07	17-4
41117-00	10-47	41163-00	17-12	41210-02	10-3	41234-00	12-39
41117-01	10-47	41164-00	135-17	41210-02	12A-1	41234-00	12A-39
41118-00	10-2	41166-04	15-23	41210-02	11-30	41235-00	10-53
41118-00	11-1	41166-05	15-23	41212-06	14-6	41235-02	10-53
41118-02	10-2	41166-13	15-24	41212-07	14-6	41235-04	10-53
41118-02	11-1	41168-00	11-8	41214-02	58A-42	41236-02	10-53
41119-02	17-6	41169-00	11-9	41214-02	58C-33	41236-03	10-53
						41236-05	10-53

Revised February 18, 1994

PIPER PARTS CATALOG

Part Number	Figure and Index No	Part Number	Figure and Index No.	Part Number	Figure and Index No.	Part Number	Figure and Index No
41237-00	12-44	41296-01	24A-28	41343-00	95-38	41394-00	98-62
41238-00	15-43	41296-02	24-8	41343-00	169-48	41395-00	98-35
41245-00	28-7	41296-02	24A-28	41344-00	95-38	41396-02	98-45
41256-00	26-26	41296-03	24-8	41344-00	169-48	41396-03	98-55
41256-00	30-53	41296-03	24A-28	41345-00	63-12	41398-02	42-32
41256-02	26-26	41297-00	38-23	41345-00	169-32	41398-02	169-12
41256-02	30-53	41299-00	17-12	41347-00	63-80	41398-03	38-48
41258-00	28-49a	41300-00	10-7	41347-00	169-38	41398-03	169-10
41264-00	15-27	41300-00	16-3	41349-00	95-35	41400-02	15-3
41267-00	11-14	41300-00	17-1	41349-00	169-48	41402-00	109-15
41267-04	11-14	41307-00	25-21	41350-00	95-36	41404-00	10-28
41268-00	11-18	41308-00	16-7	41350-00	169-48	41404-03	10-28
41268-01	11-18	41308-00	16-9	41354-02	18-9	41406-00	24-17
41269-00	14-10	41308-00	16-10	41354-04	18-9	41406-01	24-17
41269-01	14-10	41308-01	16-7	41354-06	18-7	41406-02	24-17
41272-00	11-17	41308-01	16-8	41354-08	18-7	41406-03	24-17
41273-00	98-22	41308-01	16-9	41354-10	18-8	41407-00	24-18
41278-00	14-14	41308-01	16-10	41354-10	18-10	41407-02	25-7
41279-00	24-23	41308-04	16-8	41355-00	28-27	41407-03	24-18
41279-02	24A-22	41308-06	16-11	41355-01	28-27	41407-04	25-7
41282-00	24-21	41308-07	16-11	41357-02	24-10	41408-00	27-7
41282-00	24A-21	41314-00	28-21	41357-03	24-10	41408-02	27-7
41282-01	24-21	41314-01	28-21	41357-04	24-11	41409-00	24-19
41282-01	24A-21	41315-02	18-5	41357-05	24-11	41409-02	24-19
41284-00	24-9	41315-04	18-5	41358-00	106-1	41410-00	24-20
41284-00	24A-13	41315-06	18-6	41359-00	106-2	41410-01	24-20
41284-01	24-9	41316-00	15-36	41360-00	10-8	41410-02	24-20
41284-01	24A-13	41322-00	50A-25	41360-00	16-2	41410-03	24-20
41285-00	25-8	41322-00	50B-25	41360-00	18-1	41413-03	104-13
41287-00	69-19	41322-00	51-16	41360-02	10-8	41413-05	2-49
41287-00	70-19	41326-00	10-5	41360-02	16-2	41413-10	102-36
41292-00	72-6	41326-00	14-2	41360-02	18-1	41413-10	104-16
41293-02	24-2	41326-04	10-5	41363-00	28-3	41413-11	102-7
41293-02	24A-10	41326-04	14-2	41363-02	28-3	41413-12	104-17
41293-03	24-2	41326-04	15-1	41367-00	28-2	41413-14	104-18
41293-03	24A-10	41328-00	136-1	41367-06	28-2	41413-15	85-61
41293-04	24-3	41328-04	136-1	41367-08	28-2	41413-15	86-84
41293-06	24-3	41329-00	136-25	41367-10	28-2	41413-15	86-85
41294-02	24-4	41330-00	24-16	41367-14	28-2	41413-15	86-92
41294-02	24A-4	41330-01	24-16	41368-00	79-6	41413-15	87-63
41294-02	25-2	41331-28	10-34	41369-00	79-7	41413-15	88-57
41294-03	24-5	41331-28	11-26	41369-05	79-7	41413-15	89-82
41294-03	25-3	41331-28	12-33	41372-00	10-27	41413-15	89-83
41294-04	24-5	41331-28	12A-33	41372-03	10-27	41413-15	89-85
41294-04	25-3	41331-28	14-9	41373-00	63-46	41413-15	90-57
41295-02	27-5	41331-28	16-14	41376-03	63-45	41413-16	85-62
41295-03	24-6	41335-02	27-6	41376-04	63-45	41413-16	86-83
41295-04	24-7	41335-03	27-6	41377-04	63-44	41413-16	87-62
41295-04	27-5	41335-04	24-14	41383-00	64-10	41413-16	88-58
41295-06	24-7	41335-05	24-15	41383-00	169-40	41413-16	89-81
41295-06	27-5	41336-00	11-22	41393-00	98-40	41413-16	90-58
41295-09	24A-23	41337-00	133-6	41393-00	98-51	41413-17	103-3
41296-00	24-8	41340-00	169-102	41393-00	98-61	41413-18	105-3
41296-00	24A-28	41342-00	95-34	41394-00	98-41	41413-19	103-4
41296-01	24-8	41342-00	169-48	41394-00	98-52	41413-20	102-8

Revised: February 18, 1994

PIPER PARTS CATALOG

Part Number	Figure and Index No.	Part Number	Figure and Index No.	Part Number	Figure and Index No.	Part Number	Figure and Index No.
41413-21	102-9	41415-00	32-20	41466-00	14-25	41511-00	65-44
41413-26	56A-54	41415-00	99-12	41466-01	66-16	41514-00	72-7
41413-26	56A-75	41416-00	99-13	41467-00	22-7	41523-03	98-47
41413-26	56B-46	41417-00	99-14	41468-00	99-53	41523-05	98-42
41413-26	56B-61	41420-02	10-68	41472-00	68-17	41523-06	98-57
41413-26	57-57	41420-03	27-3	41472-00	169-41	41523-07	98-6
41413-26	57A-41	41422-00	107-11	41473-00	109-2	41523-08	98-7
41413-26	58-40	41423-00	109-16	41474-00	99-2	41525-00	99-16
41413-26	58A-38a	41425-02	24-12	41474-02	99-4	41526-00	99-15
41413-26	58B-3	41425-02	25-5	41475-00	99-6	41529-00	27-2
41413-26	58B-34	41425-03	24-13	41476-00	99-8	41529-06	27-2
41413-26	58C-3	41425-03	25-6	41476-02	99-10	41529-07	27-2
41413-26	58D-26	41426-00	25-4	41477-00	98-32	41529-08	27-2
41413-26	62A-9	41426-08	25-4	41478-00	95-37	41530-02	133-3
41413-26	62A-10	41427-00	14-29	41478-01	95-37	41530-03	133-3
41413-26	62B-14	41427-00	15-22a	41480-00	9541	41530-04	136-15
41413-26	62B-27	41427-00	16-26	41482-00	65-32	41530-04	137-21
41413-29	102-10	41428-00	138-35	41482-01	66-3	41530-05	136-19
41413-30	100-49	41428-00	169-72	41486-00	14-12	41530-06	136-20
41413-31	102-11	41429-02	63-66	41489-02	22-13	41530-09	137-10
41413-36	2-36	41429-02	169-127	41489-03	22-24	41532-00	107-37
41413-37	2-52	41430-00	62-26	41490-03	22-27	41532-00	108-37
41413-38	56A-18	41430-00	169-30	41490-04	22-16	41533-00	133-5
41413-38	56B-14	41432-00	55-30	41492-00	95-2	41533-06	133-5
41413-38	57-19	41432-00	169-28	41493-00	22-7	41534-00	133-4
41413-38	57-58	41433-00	49-51	41493-04	22-7	41536-00	65-27
41413-38	57A-14	41433-00	50-60	41494-00	22-3	41537-00	66-9
41413-38	57A-42	41433-00	169-19	41502-00	63-54	41539-00	5-38
41413-38	58-13	41434-00	49-3	41503-00	63-3	41539-01	5-38
41413-38	58-41	41434-00	50-3	41503-00	64-17	41543-00	23-1
41413-38	58B-33	41434-00	169-15	41505-00	139-10	41545-00	10-18
41413-38	59-8	41435-00	109-17	41505-00	139A-8	41553-00	53-1
41413-38	59-56	41435-03	109-17	41506-00	63-4	41553-00	139-12
41413-39	122-27	41437-00	45-10	41506-00	64-14	41553-03	53-1
41413-41	28-52	41438-00	45-12	41506-02	63-4	41553-03	139-12
41413-45	28-14	41439-00	15-58	41506-02	64-14	41554-00	139-27
41413-46	10-84	41445-00	22-8	41507-03	63-14	41554-00	139A-31
41413-46	127-1	41446-00	107-12	41507-03	64-15	41554-00	169-78
41413-47	130A-31	41446-02	107-12	41507-04	63-14	41555-00	15-57
41413-47	130B-31	41448-00	95-32	41507-04	64-15	41555-01	15-57
41413-48	130-64	41448-06	95-32	41507-07	63-14	41556-00	98-8
41413-48	130A-32	41448-08	95-32	41507-07	64-15	41557-00	10-49
41413-48	130B-32	41448-12	95-32	41507-08	63-14	41557-01	10-49
41413-50	95-61	41448-15	95-32	41507-08	64-15	41558-00	24-1
41413-50	130-65	41449-00	100-51	41507-13	63-14	41558-00	25-1
41413-50	130A-33	41451-00	100-48	41507-13	64-15	41558-02	24-1
41413-50	130B-33	41451-01	100-48	41507-14	63-14	41558-02	25-1
41413-51	2-43	41453-00	109-3	41507-14	64-15	41558-03	24-1
41413-51	35-65	41454-00	106-3	41507-16	63-14	41558-03	25-1
41413-51	37-57	41454-04	106-3	41507-16	64-15	41558-05	24-1
41413-55	106-22	41458-00	9-46	41507-18	63-14	41558-05	25-1
41413-55	131-68	41458-03	9-46	41507-18	64-15	41559-00	73-10
41413-57	7-100	41459-00	98-9	41507-19	63-14	41567-00	69-22
41413-60	27-17	41462-00	98-23	41507-19	64-15	41568-00	11-23
41413-60	105-35	41465-00	109-4	41510-00	98-5	41571-00	16-27

Revised. February 18, 1994

PIPER PARTS CATALOG

Part Number	Figure and Index No	Part Number	Figure and Index No.	Part Number	Figure and Index No.	Part Number	Figure and Index No.
41572-00	73-11	41610-19	42-7	41635-00	73-1	41663-00	82-48
41572-00	74-7	41611-02	42-8	41636-02	6-27	41663-00	83-51
41574-00	73-6	41611-03	42-8	41636-03	6-27	41663-01	82-48
41574-00	74-4	41612-04	42-10	41636-04	6-26	41663-01	83-51
41576-02	102-31	41614-00	10-33	41636-05	6-26	41664-00	82-49
41576-03	102-32	41615-00	10-33	41646-00	6-18	41664-00	83-52
41579-00	73-5	41616-00	22-12	41646-01	6-18	41664-01	82-49
41580-00	87-50	41616-01	22-12	41647-00	85-9	41664-01	83-52
41580-00	90-48	41617-02	85-28	41647-00	86-9	41665-02	82-31
41580-05	85-51	41617-02	86-59	41647-00	87-7	41665-03	82-31
41580-05	86-40	41617-02	87-25	41647-01	88-9	41665-04	82-32
41580-05	88-47	41617-02	88-28	41647-01	89-9	41665-05	82-32
41580-05	89-36	41617-02	89-56	41647-01	90-8	41666-02	82-33
41583-00	91-23	41617-02	90-27	41648-00	85-10	41666-03	82-33
41584-00	85-74	41618-00	85-27	41648-00	86-10	41666-04	82-34
41584-00	86-41	41618-00	85-43	41648-00	87-8	41666-05	82-34
41584-00	87-71	41618-00	86-55	41648-00	88-10	41667-02	82-26
41584-00	88-66	41618-00	87-24	41648-00	89-10	41667-03	82-26
41584-00	89-37	41618-00	87-42	41648-00	90-9	41667-04	82-25
41584-00	90-67	41618-00	88-27	41649-00	85-11	41667-05	82-25
41584-00	91-25	41618-00	90-26	41649-00	86-11	41667-06	82-24
41584-00	92-12	41618-00	119-32	41649-00	87-9	41667-06	83-28
41585-00	14-26	41618-02	86-54	41649-00	88-11	41667-07	82-24
41586-00	85-50	41618-02	89-53	41649-00	89-11	41667-07	83-28
41586-00	86-82	41620-00	85-35	41649-00	90-10	41667-08	82-23
41586-00	87-49	41620-00	86-57	41650-00	85-7	41667-08	83-31
41586-00	88-46	41620-00	87-28	41650-00	86-7	41667-09	82-23
41586-00	89-86	41620-00	88-35	41650-00	87-5	41667-09	83-31
41586-00	90-47	41620-00	89-55	41651-00	85-8	41668-00	26-1
41587-00	82-19	41620-00	90-28	41651-00	87-6	41668-00	27-1
41587-00	83-23	41622-00	73-27	41651-00	88-8	41668-02	26-1
41590-00	23-1	41622-00	85-31	41651-00	90-7	41668-02	27-1
41590-01	23-1	41622-00	86-51	41653-00	88-7	41668-03	26-1
41594-00	72-5	41622-00	81-32	41653-00	89-7	41668-03	27-1
41594-02	72-5	41622-00	88-31	41653-00	90-6	41668-04	26-1
41596-00	72-17	41622-00	89-49	41654-00	88-88	41668-04	27-1
41601-00	3-13	41622-00	90-34	41654-00	89-13	41668-05	26-1
41601-03	3-13	41623-00	85-30	41654-00	90-11	41668-05	27-1
41603-00	10-50	41623-00	86-50	41655-00	88-22	41668-06	26-1
41603-00	11-40	41623-00	87-31	41655-00	89-23	41668-06	27-1
41603-00	14-8	41623-00	88-30	41655-00	90-12	41668-07	26-1
41604-00	82-57	41623-00	89-48	41656-00	85-12	41668-07	27-1
41604-00	83-70	41623-00	90-33	41656-00	86-13	41669-00	7-56
41604-01	82-57	41624-00	10-19	41656-00	87-10	41670-00	11-41
41604-01	83-70	41625-00	65-43	41656-00	88-12	41670-01	11-41
41605-11	72-1	41626-00	85-37	41656-00	89-39	41672-00	23-5
41605-15	72-1	41626-00	86-34	41656-00	90-13	41673-00	23-4
41606-13	72-1	41626-00	87-35	41657-00	85-13	41676-00	21-14
41606-15	72-1	41626-00	88-37	41657-00	86-14	41677-02	21-16
41607-00	72-2	41626-00	89-30	41657-00	87-11	41678-00	63-6
41607-11	72-2	41626-00	90-37	41657-00	88-13	41678-00	63-21
41607-13	72-2	41630-00	91-24	41657-00	89-38	41678-00	64-23
41608-00	72-3	41630-00	92-11	41657-00	90-14	41679-00	63-7
41608-15	72-3	41632-00	82-18	41660-00	49-2	41679-00	63-22
41610-18	42-7	41632-00	83-23	41660-00	50-2	41680-00	22-4

Revised February 18, 1994

PIPER PARTS CATALOG

Part Number	Figure and Index No	Part Number	Figure and Index No.	Part Number	Figure and Index No.	Part Number	Figure and Index No.
41683-05	85-64	41734-07	98-36	41778-00	20-16	41834-06	80-1
41683-05	86-31	41734-77	98-56	41780-00	117-2	41836-06	80-18
41683-05	87-65	41734-78	105-14	41784-00	67-27	41836-06	80-18
41684-00	10-6	41738-02	23-2	41785-00	67-32	41836-07	80-18
41684-00	16-1	41738-03	23-2.	41785-00	67A-33	41836-09	80-18
41684-03	16-19	41738-04	23-3	41785-01	67-32	41838-07	80-19
41684-04	16-19	41738-05	23-3	41785-01	67A-33	41838-08	80-10
41687-00	66-4	41740-00	10-4	41786-00	67-27	41838-20	80-19
41688-00	22-5	41740-00	14-1	41787-00	67-28	41840-03	2-66
41689-00	22-6	41740-02	10-4	41787-00	67A-39	41841-00	14-35
41690-00	56A-25	41740-02	14-1	41788-00	67-33	41843-00	131-17
41690-00	57-20	41740-03	10-4	41788-00	67A-34	41843-00	132-41
41691-00	56A-23	41740-03	14-1	41789-00	38-73	41843-00	159-21
41691-00	56B-19	41740-04	10-4	41790-00	42-14	41843-00	159-22
41693-02	56A-32	41740-04	14-1	41792-00	42-58	41848-04	79-41
41693-02	56B-28	41743-02	54-1	41793-00	42-16	41849-00	79-42
41693-03	56A-33	41743-04	54-1	41794-00	42-4	41852-00	107-21
41693-03	56B-29	41743-06	54-1	41794-01	42-4	41852-00	108-19
41694-00	56A-24	41743-08	54-1	41795-00	36-30	41859-00	101-30
41694-00	56B-20	41744-02	54-4	41796-00	42-34	41859-06	101-30
41694-02	56A-24	41744-04	54-4	41797-02	42-33	41860-00	8-47
41694-01	56B-20	41744-06	54-4	41797-03	38-39	41863-00	101-1
41695-00	56A-26	41744-08	54-4	41798-00	67-33	41864-43	125-13
41695-00	57-21	41744-12	54-5	41798-00	67A-34	41865-00	61-3
41695-02	56A-26	41744-14	54-5	41800-00	80-5	41866-00	61-4
41695-02	57-21	41744-16	54-5	41800-01	80-5	41867-02	61-1
41695-02	57A-1 6	41744-18	54-5	41800-05	80-6	41868-00	22-23
41695-02	58-15	41747-02	54-8	41803-00	80-22	41873-02	27-13
41698-02	56A-27	41747-04	54-8	41803-04	80-22	41873-02	28-34
41698-02	56B-23	41747-06	54-8	41804-00	81-36	41875-00	27-16
41698-03	56A-28	41747-08	54-8	41804-02	123-9	41880-00	49-1
41698-03	56B-24	41748-02	54-11	41805-00	80-1a	41880-02	49-1
41698-04	56A-29	41748-04	54-11	41807-00	81-5	41880-02	50-1
41698-04	56B-25	41748-06	54-11	41807-04	81-5	41898-00	17-15
41699-00	56A-3 5	41748-08	54-11	41808-00	80-25	41899-00	49-4
41699-00	56B-31	41750-02	54-7	41809-00	80-32	41899-00	50-6
41700-00	56A-36	41750-04	54-7	41809-01	80-32	41899-00	169-16
41703-00	54-20	41750-06	54-7	41810-00	82-50	41903-00	72-20
41704-00	72-9	41750-08	54-7	41810-00	83-54	41904-00	65-20
41707-00	63-73	41751 02	54-14	41812-00	80-17	41905-00	65-7
41717-00	100-2	41751-04	54-14	41813-00	80-1a	41906-00	65-15
41722-10	57A-32	41751-06	54-14	41815-00	82-21	41908-00	65-24
41722-10	58-31	41751-08	54-14	41815-00	83-19	41909-00	65-18
41722-10	58A-1 3j	41754-02	100-3	41815-01	82-21	41915-00	65-5
41722-10	58A-28	41754-03	100-3	41815-01	83-19	41916-00	65-4
41722-10	58B-20	41757-00	117-10	41817-00	81-6	41917-00	65-17
41722-10	58B-29	41763-00	57-22	41817-05	81-6	41918-00	65-1
41 722-10	58C-20	41763-00	57A-1 7	41819-00	82-22	41919-00	65-14
41 724-00	100-1	41763-00	58-16	41819-00	83-20	41920-00	118-2
41726-00	14-1 1	41764-00	57-23	41819-01	82-22	41925-00	102-2
41734-02	101-2	41765-00	57-24	41819-01	83-20	41925-02	102-2
41734-03	98-46	41770-00	42-5	41820-00	81-25	41927-00	72-4
41734-04	105-14	41771-00	42-6	41820-00	123-8	41927-08	72-4
41734-05	98-56	41774-00	117-5	41829-00	80-21	41939-00	49-12
41734-06	103-25	41775-00	118-5	41829-00	80-23	41939-09	49-12

Revised February 18, 1994

PIPER PARTS CATALOG

Part Number	Figure and Index No.	Part Number	Figure and Index No.	Part Number	Figure and Index No.	Part Number	Figure and Index No.
41939-11	49-12	42000-03	10-1	42027-16	2-1	42107-00	122-15
41939-13	49-12	42000-04	10-1	42029-00	63-58	42109-00	133-57
41939-15	49-12	42003-00	2-60	42034-00	63-59	42112-00	46-20
41939-17	49-12	42003-01	2-60	42034-00	64-12	42112-01	46-20
41939-19	49-12	42004-00	2-54	42037-00	9-45	42113-05	86-24
41942-00	104-1	42004-01	2-54	42037-01	9-45	42113-05	89-24
41942-02	104-1	42005-00	2-55	42038-00	164-3	42113-05	93-26
41945-02	15-35	42005-01	2-55	42039-02	38-10b	42113-06	85-23
41946-00	10-37	42006-00	2-56	42041-00	38-40	42113-06	88-23
41946-01	10-37	42006-01	2-56	42042-00	38-41	42113-06	93-26
41947-00	104-2	42007-00	2-57	42046-00	54-21	42114-00	133-55
41947-02	104-2	42007-01	2-57	42047-00	69-23	42115-00	79-8
41947-03	102-3	42009-00	2-58	42057-00	10-55	42115-00	126-23
41949-00	42-12	42009-01	2-58	42057-01	10-55	42117-00	4-10
41949-02	38-19	42010-00	2-59	42057-04	10-55	42117-01	4-10
41949-03	38-21	42010-01	2-59	42059-00	38-6	42118-00	2-10
41952-00	38-45	42012-00	68-1	42059-06	38-6	42118-01	2-10
41953-00	102-4	42013-00	68-2	42059-07	38-8	42123-00	65-21
41953-02	102-4	42014-02	68-3	42060-00	2-22	42124-00	65-12
41954-00	33-32	42014-03	68-4	42062-00	47-4	42126-00	65-28
41957-00	117-7	42018-00	128-2	42063-00	47-5	42127-00	65-29
41958-00	117-6	42018-01	128-2	42064-00	47-6	42128-00	24-24
41958-04	117-6	42018-02	128-2	42065-00	47-7	42129-02	81-26
41962-00	55-5	42018-03	128-2	42066-00	46-12	42129-03	42-59
41965-00	56A-31	42018-04	128-2	42067-00	46-13	42129-04	38-84
41965-00	56B-27	42018-05	128-2	42068-00	46-14	42129-04	42-43
41965-01	56A-31	42018-06	128-2	42069-00	46-15	42129-06	38-51
41965-01	56B-27	42018-07	128-2	42072-00	57-36	42129-07	38-52
41968-00	56A-34	42018-08	128-2	42072-01	57-36	42129-08	38-53
41968-00	56B-30	42018-09	128-2	42074-00	57-26	42129-09	38-54
41970-00	117-36	42018-10	128-2	42074-00	57A-21	42129-10	38-55
41971-00	117-16	42018-11	128-2	42074-00	58-20	42129-11	46-23
41974-00	72-2	42022-00	128-5	42075-00	57-30	42129-12	46-24
41975-00	72-19	42022-02	128-66	42078-00	9-34	42129-21	28-84
41979-00	38-46	42022-03	128-5	42078-01	9-34	42129-23	81-22a
41980-00	56B-44a	42022-04	128-5	42078-04	9-34	42129-29	32-71
41980-02	56B-44a	42022-05	128-5	42078-05	9-34	42130-00	2-67
41982-02	38-38	42022-06	128-5	42079-00	16-40	42130-01	2-67
41982-03	38-38	42022-07	128-5	42080-00	128-3c	42135-00	11-47
41983-00	38-37	42022-07	129-6	42080-00	169-62	42138-00	122-16
41983-01	38-37	42025-00	38-7	42082-04	49-34	42139-00	122-17
41985-00	38-49	42025-01	38-7a	42082-04	50-78	42141-00	122-10
41985-01	38-49	42027-00	2-1	42082-04	51-35	42143-00	109-32
41988-00	65-23	42027-01	2-1	42082-05	50-82	42145-00	22-28
41989-00	65-10	42027-02	2-2	42082-05	51-37	42149-00	20-15
41990-00	70-21	42027-03	2-2	42082-05	55-57	42150-00	14-36
41993-00	67-39	42027-04	2-3	42084-00	27-10	42150-00	67A-50
41994-00	38-8	42027-04	144-12	42085-00	115-23	42154-00	68-6
41995-00	20-39	42027-05	2-3	42091-00	133-58	42155-00	68-7
41995-00	152-84	42027-05	144-12	42095-00	46-17	42156-00	66-6
41995-00	153-63	42027-07	2-1	42097-00	57-31	42157-00	66-8
41995-00	154-84	42027-08	2-1	42102-00	111-46	42160-00	10-75
41995-00	155-63	42027-09	144-11	42103-00	11-47	42160-06	10-75
42000-00	10-1	42027-10	144-11	42104-00	111-48	42162-00	20-17
42000-02	10-1	42027-15	2-1	42105-00	111-14	42164-00	65-26

Revised: February 18, 1994

PIPER PARTS CATALOG

Part Number	Figure and Index No.	Part Number	Figure and Index No.	Part Number	Figure and Index No.	Part Number	Figure and Index No.
42172-00	69-29	42214-00	37-46	42271-00	57-42	42317-00	36-5
42173-00	2-71	42217-00	37-54	42271-00	58A-7a	42318-00	49-40
42174-00	57-38	42218-02	37-47	42271-00	58A-13a	42318-00	50-50
42174-01	57-38	42218-04	37-48	42271-00	58A-28a	42322-00	57-39
42174-02	58A-13e	42219-00	37-49	42274-00	2-62	42322-02	57-39
42174-02	58A-28f	42219-01	37-49	42274-01	2-62	42322-02	58A-13g
42174-03	58A-13e	42224-00	2-61	42278-00	20-26	42322-02	58A-28b
42174-03	58A-28f	42224-01	2-61	42278-02	20-26	42322-03	57-39
42180-00	46-18	42225-00	37-59	42279-00	2-76	42322-03	58A-13g
42181-00	46-19	42226-00	36-7	42279-01	2-76	42322-03	58A-28b
42184-00	12-48	42226-01	36-7	42279-02	2-76	42322-04	57-39
42187-00	24-41	42227-00	36-46	42279-03	2-76	42322-04	58A-13g
42187-03	24-41	42227-01	36-46	42279-04	2-76	42322-04	58A-28b
42187-05	24-41	42230-10	36-21	42279-05	2-76	42322-05	57-39
42189-02	128-39	42230-11	36-21	42280-00	56A-15	42322-05	58A-13g
42189-03	128-42	42230-12	36-22	42280-01	56A-15	42322-05	58A-28b
42189-03	129-46	42230-13	36-22	42280-10	56A-15	42322-06	57-39
42189-04	128-41	42231-04	37-55a	42280-11	56A-15	42322-06	58A-13g
42189-04	129-45	42235-00	36-38	42282-00	57-27	42322-06	58A-28b
42189-05	128-40	42236-00	37-56	42282-00	57A-22	42322-09	57-39
42189-07	128-38	42238-00	28-23	42282-00	58-21	42322-09	58A-13g
42189-07	129-43	42239-04	28-49	42285-00	28-64	42322-09	58A-28b
42189-10	128-35	42239-06	28-49	42294-00	26-2	42324-00	12-15
42189-10	129-41	42240-00	28-49	42294-00	28-1	42324-00	12A-15
42189-12	128-63	42240-04	28-49	42295-00	55-4	42325-03	60-9
42189-13	128-64	42242-00	28-66	42295-02	55-4	42326-02	60-11
42189-13	129-48	42245-02	26-36	42296-00	56A-11	42326-03	55-31
42189-14	128-77	42245-02	30-48	42296-15	56A-11	42326-04	51-51
42189-14	129-47	42245-03	28-51	42297-00	82-35	42326-04	60-12
42189-15	128-43	42247-00	28-65	42297-00	83-35	42326-07	55-58
42189-17	128-37	42247-01	28-65	42297-01	82-35	42327-00	14-27
42189-17	129-42	42248-00	28-4	42297-01	83-35	42327-00	14-45
42189-18	128-40	42250-00	28-63	42298-00	82-36	42329-00	24-43
42189-18	129-44	42254-00	110-76	42298-00	83-36	42329-03	24-43
42189-21	129-49	42256-00	53-2	42298-01	82-36	42329-05	24-43
42189-25	129-50	42256-02	53-2	42298-01	83-36	42330-00	24-43
42189-36	129-51	42256-05	53-2	42299-00	56A-53	42330-03	24-43
42189-37	129-52	42256-06	53-2	42299-04	56A-53	42330-05	24-43
42191-00	96-24	42257-00	36-47	42300-02	46-10	42332-00	96-44
42191-00	97-27	42257-01	36-47	42300-03	46-11	42332-00	169-112
42191-00	97A-41	42258-00	36-6	42301-00	34-29	42333-00	97-41
42194-00	24-39	42258-01	36-6	42303-00	34-5	42333-00	169-113
42194-03	24-39	42259-00	15-65	42304-00	65-13	42335-00	85-75
42194-05	24-39	42260-00	57-15	42308-00	2-77	42335-00	86-69
42195-00	24-39	42260-00	58A-7b	42311-00	57-37	42335-00	87-40
42195-03	24-39	42264-00	57-11	42315-02	82-51	42335-00	88-97
42195-05	24-39	42265-00	56A-6	42315-03	82-51	42335-00	89-73
42196-00	128-7	42265-01	56A-6	42315-04	82-27	42335-00	90-42
42196-00	129-7	42270-00	57-12	42315-05	82-27	42337-00	100-18
42196-00	129A-39	42270-00	58A-6	42315-06	82-28	42340-00	55-1
42197-00	12-40	42270-14	57-12	42315-07	82-28	42340-03	55-1
42204-00	111-10	42270-14	58A-6	42315-08	82-52	42342-00	2-63
42204-01	111-10	42271-00	56A-14	42315-09	82-52	42342-01	2-63
42211-00	2-69	42271-00	56A-48	42315-10	82-53	42345-00	16-34
42211-01	2-69	42271-00	57-14	42316-00	36-42	42350-00	5-32

PIPER PARTS CATALOG

Part Number	Figure and Index No.	Part Number	Figure and Index No.	Part Number	Figure and Index No.	Part Number	Figure and Index No.
42352-00	57-17	42399-00	136-3	42455-09	3-22	42480-04	37-13
42352-07	58A-18	42399-02	168-18	42455-10	3-23	42482-00	149-36
42352-10	57-17	42401-00	12-14	42455-11	3-23	42484-02	149-37
42352-11	58A-18	42401-02	10-51	42455-12	3-24	42484-02	150-33
42354-00	49-37	42406-02	49-13	42455-13	3-24	42484-03	150A-26
42354-01	49-37	42406-04	49-13	42456-00	16-35	42484-03	152-23
42354-02	49-37	42406-06	49-13	42457-00	49-56	42484-03	153-16
42354-03	49-37	42406-08	49-13	42457-00	50-63	42484-03	154-23
42355-00	57-1	42408-00	70-23	42457-00	169-20	42484-03	155-16
42355-02	57-1	42408-00	73-9	42459-02	49-20	42484-03	156-25
42356-00	56A-1	42409-00	70-49	42459-03	49-20	42484-03	157-25
42356-01	56A-1	42409-00	73-2	42459-04	49-20	42484-03	157B-8
42356-03	56A-1	42410-00	73-8	42459-05	49-20	42484-03	158-38
42366-00	69-48	42410-03	70-24	42459-06	49-20	42484-04	158-39
42366-00	70-22	42412-00	70-46	42459-07	49-20	42487-00	149-42
42367-00	12-24	42412-00	73-7	42459-08	49-20	42488-00	149-43
42367-00	12A-24	42414-00	70-51	42459-09	49-20	42490-00	130-18
42368-07	53-26	42414-00	73-3	42459-18	49-20	42490-00	158-21
42368-22	31-21	42415-00	5-37	42459-19	49-20	42493-00	16-36
42368-22	49-39	42416-00	53-16	42459-20	49-20	42494-02	49-24
42368-22	49-71	42416-02	53-16	42459-21	49-20	42494-03	49-25
42368-22	50-48	42417-00	37-66	42459-22	49-20	42494-04	49-26
42368-22	53-27	42422-00	70-50	42459-23	49-20	42494-11	49-24
42369-04	55-24	42422-00	73-4	42459-24	49-20	42494-12	49-25
42369-05	55-25	42425-00	95-16	42459-25	49-20	42494-13	49-26
42369-09	55-24	42426-00	3-25	42463-00	1 34-3	42496-00	16-37
42371-00	55-20	42426-01	3-25	42464-02	49-23	42496-00	51-31
42372-00	55-20	42432-00	146-5	42464-04	49-23	42496-02	51-32
42372-06	55-20	42433-02	49-13	42464-06	49-2a	42497-00	49-28
42375-00	16-32	42433-04	49-13	42464-08	49-23	42497-04	49-28
42375-04	16-32	42433-06	49-13	42464-10	49-23	42498-00	73-14
42377-02	104-39	42433-08	49-13	42464-12	49-23	42499-02	49-21
42379-00	98-65	42435-02	49-14	42464-14	49-23	42499-04	49-21
42379-00	98-75	42435-03	49-16	42464-16	49-23	42499-06	49-21
42385-02	158-43	42436-00	49-15	42465-00	5-19	42499-08	49-21
42385-03	158-43	42437-00	5-22	42465-01	5-19	42499-18	49-21
42385-04	158-44	42437-01	5-22	42466-00	10-108	42499-19	49-21
42385-05	158-44	42438-00	49-19	42470-00	96-30	42499-20	49-21
42390-00	21-27	42439-00	49-18	42470-00	97-31	42499-21	49-21
42391-02	53-10	42439-01	49-18	42470-00	97A-26	42502-02	49-21
42391-03	53-11	42440-00	49-17	42471-02	49-22	42502-04	49-21
42391-04	53-12	42442-00	55-23	42471-03	49-22	42502-06	49-21
42391-05	53-10	42442-10	55-23	42471-04	49-22	42502-08	49-21
42391-06	53-11	42444-00	49-14	42471-05	49-22	42503-00	49-27
42391-07	53-12	42445-00	49-16	42475-02	149-29	42503-05	49-27
42393-00	53-14	42446-00	55-22	42475-02	150-55	42504-02	49-24
42393-02	53-14	42448-00	49-19	42475-03	149-29	42504-03	49-25
42395-00	53-15	42450-00	49-17	42475-03	150-55	42504-08	49-24
42395-01	53-15	42451-00	49-41	42478-04	149-33	42504-10	49-25
42395-02	53-15	42451-00	50-51	42478-04	150-52	42505-00	49-26
42395-03	53-15	42453-00	138-28	42478-04	158-45	42505-05	49-26
42396-00	53-13	42453-00	169-66	42478-05	17-14	42506-00	49-27
42396-01	53-13	42454-00	138-33	42480-00	37-13	42506-05	49-27
42396-02	53-13	42454-00	169-71	42480-02	37-15	42507-00	98-5a
42396-03	53-13	42455-08	3-22	42480-03	37-15	42512-00	14-5

Revised: February 18, 1994

PIPER PARTS CATALOG

Part Number	Figure and Index No.	Part Number	Figure and Index No.	Part Number	Figure and Index No.	Part Number	Figure and Index No.
42513-00	14-32	42571-02	58B-21	42621-00	130A-9	42689-01	57-8
42514-00	55-6	42571-02	58C-14	42621-00	130B-9	42690-00	57-54
42515-00	20-5	42571-02	58C-21	42626-02	134-34	42690-01	57-54
42515-04	20-18	42571-02	62B-15	42626-03	130-28	42694-02	159-10
42516-00	20-44	42571-03	58A-13	42628-02	85-58	42704-00	130-15
42516-00	20-61	42571-03	58A-15	42628-02	86-39	42704-00	130A-11
42523-00	66-5	42571-03	58B-15	42628-02	87-56	42704-00	130B-11
42525-00	66-2	42571-03	58B-22	42628-02	88-54	42706-02	130-8
42530-00	65-25	42571-03	58C-15	42628-02	89-35	42706-04	130-9
42530-00	66-1	42571-03	58C-22	42628-02	90-54	42707-02	130-50
42530-02	65-25	42571-04	100-16	42628-12	95-1	42707-02	130A-54
42530-02	66-1	42571-05	100-17	42630-00	130-11	42709-00	130-19
42530-03	65-25	42571-06	107-65	42630-01	130-11	42712-00	158-50
42530-03	66-1	42571-06	108-64	42631-03	131-9	42715-00	56A-52
42531-00	10-80	42571-07	105-43	42631-03	159-9	42715-00	57-55
42533-00	10-81	42571-08	105-39	42632-00	130-10	42723-00	56A-51
42534-00	10-82	42571-10	25-24	42635-00	130-12	42723-01	56A-51
42536-00	107-61	42571-11	25-47	42635-00	130A-12	42724-00	130-32
42536-00	108-60	42571-12	25-48	42635-00	130B-12	42724-00	130A-27
42536-02	107-61	42571-13	25-49	42636-00	130-12	42724-02	130A-27
42537-00	107-42	42574-00	81-9	42636-00	130A-10	42736-06	49-8
42537-00	108-42	42575-00	58A-11	42636-00	130B-10	42736-07	49-9
42538-00	107-59	42575-00	58B-11	42638-00	4-20	42736-08	49-9
42538-00	108-58	42575-00	58C-11	42638-00	4-24	42737-00	49-10
42539-00	10-83	42576-00	58A-12	42639-00	14-40	42737-00	50-13
42540-00	107-63	42576-00	58B-12	42640-00	63-32	42737-00	50A-30
42540-02	107-63	42576-00	58C-12	42643-00	130-13	42737-00	50B-30
42540-02	108-62	42578-02	60-1	42644-00	130-13	42740-00	43-59
42541-00	29-29	42578-03	60-1	42646-00	128-6	42742-00	43-27
42543-00	14-37	42578-04	60-1	42647-00	14-41	42742-00	169-13
42546-00	10-78	42578-05	60-1	42649-00	95-62	42743-05	162-3
42546-01	10-78	42578-06	60-1	42652-00	55-47	42743-07	162-4
42547-00	10-79	42583-00	23-19	42657-00	130-14	42744-00	57-41
42547-01	10-79	42589-00	5-31	42659-00	128-62	42744-00	58A-13h
42551-00	135-1	42590-00	4-17	42659-00	129-9	42744-00	58A-28j
42552-00	49-44	42590-00	5-21	42661-00	128-3	42746-00	7-99
42552-00	169-18	42594-02	15-57	42663-00	128-4	42755-00	51-50
42553-00	58A-20	42595-00	21-18	42665-00	128-1	42755-00	60-3
42553-00	58B-10	42595-00	130-31	42665-01	128-1	42755-00	169-27
42558-00	58A-23	42596-00	63-39	42667-00	16-38	42756-00	107-64
42558-00	58B-13	42598-00	57-13	42669-00	24-22	42756-00	108-63
42558-00	62B-13	42598-00	58A-7	42669-00	24A-14	42756-01	107-64
42561-00	58A-19	42601-00	45-21	42669-01	24-22	42756-01	108-63
42561-00	58B-9	42603-00	131-8	42669-01	24A-14	42758-00	106-4
42569-00	58A-22	42603-00	132-20	42673-00	95-24	42766-00	Misc.
42569-00	58B-12	42603-00	159-8	42674-00	95-29	42766-04	Misc.
42570-00	58A-21	42606-00	130-36	42675-00	45-22	42766-05	Misc.
42570-00	58B-11	42609-00	58A-1	42676-00	95-60	42766-08	Misc.
42570-00	62B-11	42609-02	58A-1	42676-01	95-60	42770-03	51-49
42571-02	58A-13	42610-00	58A-1	42679-00	45-4	42770-03	60-6
42571-02	58A-14	42610-02	58A-1	42688-00	57-7	42770-03	169-27
42571-02	58A-28	42615-00	58A-8	42688-01	57-7	42772-00	51-48
42571-02	58A-30	42615-02	58A-8	42688-02	57-7	42774-00	51-44
42571-02	58B-14	42617-00	24-26	42688-03	57-7	42774-02	60-4
42571-02	58B-19	42621-00	130-10	42689-00	57-8	42775-00	60-2

Revised: February 18, 1994

PIPER PARTS CATALOG

Part Number	Figure and Index No.	Part Number	Figure and Index No.	Part Number	Figure and Index No.	Part Number	Figure and Index No.
42775-04	51-52	42866-00	131-66	42927-02	56A-7	43000-00	56A-57
42775-04	60-2	42866-03	158-29	42927-03	56A-7	43000-02	56A-57
42775-07	51-52	42866-05	159-10	42928-00	110-87	43000-03	56A-57
42775-07	60-2	42867-00	20-65	42931-00	158-48	43000-04	56A-57
42777-00	162-5	42867-00	119-58	42934-00	134-10	43000-05	56A-57
42777-02	162-5	42876-00	130-16	42936-00	57-6	43000-08	56A-57
42778-00	117-8	42876-00	158-30	42936-01	57-6	43004-00	2-64
42785-00	81-23	42877-00	130-17	42938-03	107-24	43008-00	62-23
42785-02	101-10	42877-00	130A-15	42938-03	108-22	43013-00	20-46
42785-06	101-10	42877-00	130B-15	42940-00	149-47	43013-01	20-46
42787-00	62-42	42877-00	158-30	42940-00	150-56	43013-02	20-47
42787-00	62A-5	42884-00	11-39	42942-00	107-67	43013-04	20-46
42789-00	62-11	42884-01	11-39	42942-00	108-66	43013-05	20-46
42789-00	62A-6	42884-02	11-39	42943-00	107-25	43013-07	129-67
42798-00	98-27	42884-03	11-39	42943-00	108-23	43016-00	7-98
42802-00	63-43	42885-00	56A-10	42944-00	107-68	43016-01	7-98
42803-02	103-41	42885-01	56A-10	42944-00	107-70	43018-02	62-19
42803-03	105-23	42887-00	11-38	42944-00	108-67	43018-04	62-19
42804-00	149-44	42889-00	158-26	42945-00	107-26	43020-00	140-3
42805-00	149-44	42890-00	130-20	42945-00	108-24	43021-00	140-4
42809-00	46-61	42890-00	158-27	42952-00	62-13	43022-00	140-5
42809-00	79-16	42890-01	130-20	42952-07	62-13	43027-00	62-18
42809-00	81-30	42890-01	158-27	42952-14	62-13	43028-00	139-15
42809-00	95-66	42892-00	158-52	42952-15	62-13	43028-00	139A-25
42819-00	34-36	42901-00	107-66	42952-16	62-13	43028-01	139-15
42819-01	34-36	42901-02	107-66	42954-00	62-15	43028-01	139A-25
42821-02	20-28	42901-02	108-65	42954-02	62-15	43029-00	169-96
42822-00	95-36a	42904-00	81-11	42954-03	62-15	43030-02	61-7
42827-00	95-40	42906-00	149-45	42954-04	62-15	43033-00	131-29
42827-00	169-48	42906-00	149-75	42954-05	62-15	43033-00	131A-18
42828-00	20-42	42906-00	158-28	42958-00	62-16	43033-00	159-39
42829-00	62-2	42910-00	128-36	42960-00	98-26	43033-02	132-35
42831-00	62-17	42910-00	129-53	42964-00	107-72	43033-02	132A-22
42832-02	62-24	42910-00	129A-43	42964-00	108-70	43034-00	131-31
42832-03	62-14	42912-00	128-68	42965-00	107-73	43034-00	131A-19
42832-04	62-24	42912-00	129-55	42965-00	108-71	43034-00	159-40
42836-00	95-63	42912-00	129A-45	42971-00	128-68a	43035-00	131-12
42848-02	55-52	42912-04	11-36	42971-00	129-56	43035-00	131A-7
42848-02	60-23	42912-05	11-36	42971-00	129A-48	43035-00	159-13
42849-00	20-64	42913-00	128-65	42971-00	169-63	43036-00	131-13
42849-00	119-57	42913-00	129-54	42973-00	49-30	43036-00	132-21
42850-00	20-64	42913-00	129A-44	42973-00	62A-8	43036-00	159-14
42850-00	119-57	42915-00	56A-8	42976-00	49-29	43037-00	131-14
42852-00	158-51	42915-01	56A-8	42977-00	117-4	43037-00	159-15
42853-00	158-51	42917-00	158-53	42978-00	16-23	43038-00	159-41
42855-00	158-40	42918-00	158-54	42978-01	16-23	43039-00	67-36
42856-00	158-31	42919-02	149-46	42979-00	16-31	43039-00	67A-37
42857-00	158-32	42919-02	169-83	42982-02	158-35	43044-00	67-29
42858-00	158-33	42920-00	158-47	42982-03	158-36	43047-00	67-31
42859-00	158-22	42924-00	45-3	42985-00	101-5	43048-00	140-1
42860-00	158-34	42925-00	20-23	42992-00	158-37	43050-02	63-13
42862-00	158-23	42926-00	19-20	42993-00	10-77	43050-08	63-13
42863-00	158-24	42926-00	20-32	42994-00	107-7	43050-09	63-13
42864-00	158-25	42927-00	56A-7	42994-02	107-7	43050-11	63-13
42865-00	158-29	42927-01	56A-7	42997-00	15-62	43050-12	63-13

Revised: February 18, 1994

PIPER PARTS CATALOG

Part Number	Figure and Index No.	Part Number	Figure and Index No.	Part Number	Figure and Index No.	Part Number	Figure and Index No.
43050-14	63-13	43090-02	19-6	43127-12	129-60	43184-00	154-46
43050-15	63-13	43090-03	19-6	43129-00	26-7	43184-00	155-24
43050-16	63-13	43092-00	67-73	43132-00	26-5	43184-00	155A-42
43050-17	63-13	43092-00	67A-44	43133-00	10-87	43184-00	156-40
43050-18	63-13	43092-00	131-62	43137-00	68-9	43184-00	157-40
43050-19	63-13	43092-00	131A-37	43139-03	67-1	43184-00	157A-13
43050-20	63-13	43092-00	132-24	43139-04	67A-1	43184-00	157B-31
43050-21	63-13	43092-00	132A-14	43140-00	67-37	43184-00	158-63
43052-04	107-1	43092-00	159-35	43140-00	67A-38	43184-00	169-53
43052-04	108-1	43093-00	67-74	43142-00	26-27	43185-00	98-18
43052-07	107-1	43093-00	67A-45	43143-00	26-28	43185-00	149-64
43052-07	108-1	43093-00	131-26	43145-00	98-29	43185-00	150-47
43052-08	107-1	43093-00	131A-16	43146-00	158-49	43185-00	152-47
43052-08	108-1	43093-00	132-25	43150-00	10-90	43185-00	153-25
43052-09	107-1	43093-00	132A-15	43151-00	10-90	43185-00	154-47
43052-09	108-1	43093-00	159-36	43152-00	158-71	43185-00	155-25
43053-00	82-20	43094-00	131-32	43153-00	159-44	43185-00	155A-43
43055-00	159-16	43094-00	131A-20	43157-02	28-33	43185-00	156-41
43057-02	130A-59	43097-00	56A-21	43157-03	28-33a	43185-00	157-41
43057-02	131-15	43097-00	56B-17	43158-00	63-5	43185-00	157A-14
43057-02	131A-9	43098-00	20-27	43158-00	64-16	43185-00	157B-32
43057-02	159-18	43098-03	20-27	43162-00	26-27	43185-00	158-64
43057-03	67-34	43098-06	20-27	43164-00	26-42	43185-00	169-53
43057-03	67A-35	43102-00	82-60	43165-02	10-86	43186-00	98-24
43057-03	159-19	43104-02	10-69	43166-00	98-25	43187-03	28-39
43058-00	131-16	43104-03	10-69	43168-00	98-31	43187-04	28-39
43058-00	159-17	43107-02	26-20	43174-00	28-20	43188-00	98-21
43059-00	67-35	43107-03	26-20	43174-02	28-26	43188-01	98-21
43059-00	67A-36	43110-02	10-76	43174-06	28-26	43189-00	28-44
43062-00	28-56	43110-03	10-76	43175-05	98-17	43189-03	28-44
43063-00	28-57	43110-03	19-18	43175-06	149-61	43190-00	98-16
43064-00	28-68	43110-04	10-76	43175-06	150-44	43194-02	55-21
43065-00	28-70	43110-04	19-17	43175-06	152-44	43198-00	105-20
43066-00	28-79	43110-05	19-18	43175-06	153-22	43198-02	105-20
43067-00	28-45	43116-00	158-55	43175-07	158-61	43200-00	25-33
43067-00	169-4	43118-04	50A-37	43179-00	10-12	43202-00	105-21
43069-00	28-48	43118-04	50B-37	43179-01	10-12	43202-03	105-21
43072-00	131-33	43119-00	158-70	43181-00	149-35	43203-00	105-10
43072-00	131A-21	43119-00	169-135	43181-00	150-63	43203-03	105-10
43072-00	132-42	43120-00	159-20	43181-00	152-88	43203-05	105-10
43072-00	132A-24	43121-00	139-8	43181-00	153-79	43204-00	105-23
43072-00	159-45	43121-03	139-8	43181-00	154-74	43206-00	36-37
43073-00	159-33	43123-00	128-72	43181-00	155-77	43206-01	36-37
43074-00	131-24	43123-00	129-61	43181-00	156-47	43210-00	36-45
43078-00	49-52	43123-00	129A-55	43181-00	157-47	43211-02	37-19
43078-00	50-61	43127-00	128-71	43181-00	157A-30	43211-03	37-23
43078-00	50A-32	43127-06	128-71	43181-00	157B-45	43212-02	37-20
43078-00	50B-32	43127-06	129-60	43182-00	10-89	43212-03	37-23
43079-00	159-34	43127-07	128-71	43183-00	98-16a	43213-00	36-18
43082-00	82-58	43127-07	129-60	43183-00	169-52	43217-00	37-14
43086-02	63-50	43127-08	128-71	43184-00	98-20	43217-02	37-14
43088-00	56A-12	43127-08	129-60	43184-00	149-63	43220-00	63-19
43088-00	56B-9	43127-09	128-71	43184-00	150-46	43220-00	64-22
43089-00	10-64	43127-09	129-60	43184-00	152-46	43221-00	37-24
43090-00	10-64	43127-12	128-71	43184-00	153-24	43222-00	158-66

Revised: February 18, 1994

PIPER PARTS CATALOG

Part Number	Figure and Index No.	Part Number	Figure and Index No.	Part Number	Figure and Index No.	Part Number	Figure and Index No.
43223-00	158-67	43258-03	133-15	43332-00	37-82	43354-06	49-72
43224-00	105-8	43258-04	2-4	43332-00	37-84	43354-08	49-72
43224-05	105-8	43258-04	133-15	43333-00	49-19	43355-02	49-72
43225-00	158-65	43260-00	158-75	43333-02	49-19	43355-04	49-72
43229-02	57-5	43262-00	43-30	43333-03	49-19	43355-06	49-72
43229-02	58A-5	43263-00	146-12	43333-04	49-19	43355-08	49-72
43229-20	56A-5	43265-02	55-29	43333-05	49-19	43355-10	49-72
43229-20	57-5	43267-00	54-18	43333-06	49-19	43355-11	49-72
43229-20	58A-5	43268-00	54-29	43333-07	49-19	43355-12	49-72
43229-22	56A-5	43272-00	61-6	43333-08	49-19	43355-13	49-72
43229-22	57-5	43274-00	62-33	43334-00	49-17	43356-06	49-71
43229-22	58A-5	43274-00	62A-36	43334-02	49-17	43356-12	49-71
43230-00	134-13	43274-00	628-29	43334-03	49-17	43356-12	50-47
43232-02	37-70	43278-00	62-28	43334-04	49-17	43358-00	74-5
43235-04	62-31	43278-00	62A-28	43334-05	49-17	43360-00	107-77
43235-05	62-31	43278-00	62B-37	43334-06	49-17	43360-00	149-70
43235-07	62-31	43279-00	19-21	43334-07	49-17	43360-00	150-66
43235-08	62-31	43279-00	62-36	43334-08	49-17	43360-00	169-57
43235-14	62-31	43280-00	54-37	43335-00	49-17	43361-00	149-71
43235-15	62-31	43280-01	54-37	43335-02	49-17	43361-00	169-84
43242-00	139-9	43281-00	54-38	43335-03	49-17	43362-00	149-71
43242-00	139A-9	43281-01	54-38	43335-04	49-17	43362-00	152-37
43243-00	131-27	43283-00	55-27	43335-05	49-17	43362-00	153-39
43243-00	132-29	43283-06	55-27	43335-06	49-17	43362-00	169-84
43243-00	159-37	43284-00	62-37	43335-07	49-17	43363-00	149-71
43243-03	131-27	43284-00	62A-21	43335-08	49-17	43363-00	169-84
43243-03	132-29	43284-00	62B-36	43336-00	49-19	43364-00	107-76
43246-00	98-34	43286-02	38-42	43336-02	49-19	43364-00	169-57
43248-00	146-3	43288-00	62-35	43336-03	49-19	43365-00	149-71
43251-02	55-50	43288-00	62A-20	43336-04	49-19	43365-00	150-67
43251-03	55-50	43288-00	62B-35	43336-05	49-19	43365-00	152-37
43252-00	131-30	43295-00	152-17	43336-06	49-19	43365-00	153-39
43252-00	159-42	43295-00	153-10	43336-07	49-19	43365-00	169-84
43253-00	131-10	43295-00	154-18	43336-08	49-19	43374-00	158-41
43253-00	159-11	43295-00	155-58	43337-02	49-21	43375-02	55-11
43254-02	131-11	43300-02	38-83	43337-03	49-21	43376-02	55-12
43254-02	159-12	43300-03	38-83	43337-04	49-21	43377-00	103-7
43254-03	131-11	43300-04	38-83	43337-05	49-21	43378-00	74-1
43254-03	159-12	43300-05	38-83	43339-00	49-18	43379-00	63-36
43255-00	55-28	43300-06	38-83	43339-02	49-18	43382-02	87-20
43256-02	39-15	43304-02	164-19	43339-03	49-18	43382-02	90-22
43256-02	39-20	43307-00	22-9	43339-04	49-18	43382-02	94-1
43256-02	39-29	43312-00	22-25	43339-05	49-18	43384-02	37-71
43256-03	39-26	43314-02	164-1	43339-06	49-18	43389-00	147-6
43256-04	39-28	43314-03	164-1	43339-07	49-18	43392-00	147-7
43256-05	39-25	43315-00	74-6	43339-08	49-18	43393-00	147-8
43256-06	43-37	43319-00	26-33	43346-00	134-5	43394-00	106-10
43256-07	43-32	43319-00	54-19	43348-00	68-5	43397-00	63-35
43258-00	2-4	43321-00	26-24	43349-00	67-69	43398-00	65-31
43258-00	133-15	43325-00	26-25	43352-00	130-60	43401-09	71-7
43258-00	144-14	43326-00	67-68	43353-00	128-75	43401-10	71-8
43258-02	2-4	43326-00	67A-50	43353-00	129-64	43401-11	71-6
43258-02	133-15	43332-00	35-61	43353-00	129A-58	43402-00	65-31
43258-02	144-14	43332-00	37-3	43354-02	49-72	43404-00	65-41
43258-03	2-4	43332-00	37-81	43354-04	49-72	43405-00	65-30

Revised February 18, 1994

PIPER PARTS CATALOG

Part Number	Figure and Index No.	Part Number	Figure and Index No.	Part Number	Figure and Index No.	Part Number	Figure and Index No.
43406-09	71-8	43494-00	71-3	43575-02	25-38	43643-00	62-40
43406-10	71-7	43496-00	139-25	43575-03	25-42	43643-00	62A-19
43406-11	71-6	43496-00	139A-18	43575-04	25-17	43643-00	62B-33
43407-00	64-47	43497-00	141-1	43576-00	158-102	43644-00	55-9
43408-00	64-46	43497-00	142-26	43577-00	158-103	43645-00	2-56
43409-00	64-45	43499-00	138-27	43578-00	158-104	43645-01	2-56
43413-00	80-12	43499-00	138A-13	43580-00	133-65	43645-04	16-44
43435-00	99-40	43506-04	11-15	43581-00	26-33	43645-05	16-44
43435-02	99-40	43508-00	2-81	43581-02	54-19	43646-02	16-45
43438-00	98-1	43509-00	28-30	43582-00	133-37	43646-03	16-45
43438-00	99-1	43510-00	28-105	43584-00	26-4	43646-04	2-54
43438-03	98-1	43511-00	28-9	43584-00	30-49	43646-05	2-54
43438-03	99-1	43513-00	27-18	43584-00	30-52	43647-00	2-58
43440-00	149-30	43513-00	28-35	43585-00	28-18	43647-01	2-58
43444-00	149-68	43515-00	26-19	43586-02	10-69	43647-02	14-42
43444-00	150-57	43517-00	163-3	43586-03	10-69	43647-03	14-42
43446-00	117-3	43519-00	13-22	43586-03	19-23	43647-06	2-58
43447-00	117-3	43520-00	18-21	43586-06	10-69	43647-07	2-58
43453-02	164-20	43521-00	49-9	43586-06	19-22	43647-08	14-42
43454-00	99-2	43521-01	49-9	43586-07	10-69	43647-09	14-42
43454-02	99-4	43522-00	23-19	43586-07	19-23	43648-00	2-57
43454-06	99-3b	43523-00	124-3	43586-11	19-23	43648-01	2-57
43455-00	99-39	43525-00	20-12	43594-02	12-57	43648-04	17-16
43455-03	99-52	43526-00	22-22	43594-02	16-51	43648-05	17-16
43456-00	99-54	43528-00	124-2	43594-03	12-57	43649-02	16-46
43457-00	99-41	43530-00	124-1	43594-03	12A-57	43649-03	16-46
43458-00	117-56	43533-00	55-51	43599-00	14-27	43649-04	2-55
43462-00	130-18	43536-00	71-4	43599-00	14-44	43649-05	2-55
43462-00	130A-13	43536-01	71-4	43599-00	16-43	43680-00	136-32
43462-00	130B-13	43537-00	160-6	43610-00	10-92	43680-00	137-17
43462-00	158-21	43538-00	56A-47	43613-02	54-33	43682-00	61-13
43462-02	130B-13	43541-00	28-106	43613-03	54-33	43683-00	2-59
43463-00	130-18	43544-00	20-11	43613-04	54-33	43683-01	2-59
43463-00	130A-14	43545-00	124-4	43613-05	54-33	43683-04	16-47
43463-00	158-21	43546-00	28-64	43618-00	107-75	43683-05	16-47
43466-00	118-2	43547-00	70-32	43618-00	108-73	43684-00	20-55
43473-00	71-14	43551-02	99-42	43618-08	107-75	43685-00	20-57
43474-00	54-39	43553-00	105-29	43618-08	108-73	43687-00	107-56
43475-00	54-40	43555-00	106-4	43623-00	98-81	43688-00	107-6
43476-00	54-41	43556-00	69-13	43624-00	124-9	43689-00	11-44
43477-00	54-42	43556-00	70-13	43625-00	123-5	43690-02	28-65
43478-02	71-5	43557-00	69-16	43625-00	124-10	43690-03	28-65
43478-05	71-5	43557-00	70-16	43627-06	20-11	43691-00	107-78
43479-00	117-55	43558-00	81-24	43627-07	20-11	43692-00	49-46
43480-00	24A-12	43560-00	128-44	43627-09	20-11	43692-00	50-55
43480-01	24A-12	43560-00	129-9	43627-11	19-10	43693-00	107-79
43481-00	26-23	43560-00	129-66	43627-13	19-10	43693-00	169-57
43484-00	71-1	43561-00	65-45	43628-00	22-22	43694-02	131-66
43485-00	71-1	43561-00	66-26	43630-00	124-8	43696-00	61-14
43486-00	106-24	43568-00	25-46	43631-00	20-24	43697-00	61-14
43488-00	63-77	43569-00	11-25	43633-00	131-59	43699-00	61-12
43489-00	63-76	43570-00	25-23	43633-00	159-70	43700-00	61-11
43490-00	63-33	43573-00	10-52a	43634-00	20-55	43709-02	33-38
43492-00	118-33	43573-00	25-51	43637-00	20-31	43709-03	33-38
43493-00	118-32	43574-00	25-41	43640-00	107-42	43709-04	33-38

Revised February 18, 1994

PIPER PARTS CATALOG

Part Number	Figure and Index No.	Part Number	Figure and Index No.	Part Number	Figure and Index No.	Part Number	Figure and Index No.
43710-02	128-10	43764-12	7-6	43828-00	168-4	43909-05	149-2
43710-02	129-11	43764-13	7-6	43830-00	168-5	43909-05	150-3
43710-03	128-10	43765-00	164-7	43831-00	11-45	43909-06	149-3
43710-03	129-11	43765-00	165-6	43833-00	11-35	43909-06	150-5
43710-03	129A-42	43768-00	10-93	43834-00	123-7	43910-00	4-5
43710-04	129-11	43768-02	10-93	43835-00	168-2	43910-01	4-5
43710-04	129A-42	43769-00	10-94	43836-00	168-3	43911-00	5-15
43711-00	38-15	43776-00	56A-68	43840-00	46-51	43911-01	5-15
43712-00	46-52	43778-00	123-4	43843-00	133-1	43916-00	22-29
43713-02	33-39	43778-04	16-55	43844-00	46-53	43917-02	54-34
43713-03	33-39	43779-00	16-48	43850-00	26-10	43917-03	54-34
43718-03	149-31	43781-00	123-3	43850-00	30-28	43917-04	54-34
43718-04	149-31	43782-00	123-2	43850-00	31-4	43917-05	54-34
43718-04	150-62	43783-00	162-26	43851-00	26-16	43917-10	54-34
43719-00	149-34	43786-00	37-72	43851-00	30-33a	43917-11	54-34
43719-00	150-53	43790-00	11-50	43851-00	31-7	43917-12	54-34
43725-00	46-48	43790-04	11-50	43853-00	26-5	43917-13	54-34
43727-00	22-1 8	43791-00	28-85	43853-00	30-26	43918-00	151-6
43728-00	22-1 7	43792-00	28-88	43853-02	31-2	43918-00	169-88
43728-00	22-39	43795-00	28-13	43854-00	123-10	43919-02	54-36
43734-00	162-25	43796-00	24-26a	43854-00	169-61	43919-03	54-35
43737-00	158-76	43796-00	32-32	43856-00	124-10	43919-04	54-36
43741-00	37-58	43796-00	24A-17	43860-00	7-65	43919-05	54-35
43741-01	37-58	43798-00	67-77	43860-01	7-65	43919-06	54-36
43743-00	37-49	43798-00	67A-46	43861-00	7-86	43919-07	54-35
43743-01	37-49	43798-00	83-56	43861-01	7-86	43919-08	54-36
43744-00	37-54	43799-00	67-81	43864-00	25-16	43919-09	54-35
43744-04	37-54	43799-00	67A-48	43866-02	123-1	43923-00	65-26
43745-00	37-47	43799-00	131-65	43866-04	123-1	43923-00	66-4
43748-00	37-72	43799-00	131A-39	43866-05	129B-28	43928-00	28-82
43749-00	98-4	43799-00	132-26	43869-00	3-10	43929-02	69-14
43750-00	98-2	43799-00	132A-16	43869-01	3-10	43929-302	69-14
43751-00	98-3	43799-00	159-43	43873-00	130-7	43933-03	69-16
43752-00	37-56	43799-00	159-75	43873-02	130-7	43933-04	69-16
43754-00	117-62	43801-00	11-37	43874-00	130-62	43933-07	69-16
43755-00	117-63	43801-00	169-1	43875-00	68-8	43933-08	69-16
43756-00	133-53	43803-00	49-44	43877-00	46-12	43936-00	5-11
43756-00	133-74	43803-00	169-18	43883-00	120-65	43936-01	5-11
43757-05	37-52	43805-00	158-66	43886-00	119-21	43937-00	28-5
43757-15	37-51	43807-00	168-7	43888-00	62-41	43938-00	63-36
43757-16	37-51	43807-00	169-65	43890-00	158-65	43940-00	69-13
43757-171	33-3	43809-00	14-34	43894-00	67-78	43940-01	69-13
43757-171	37-1	43809-00	169-2	43894-00	67A-47	43940-08	69-13
43757-173	33-3	43810-00	168-13	43894-00	82-63	43940-09	69-13
43757-173	37-1	43812-00	168-9	43894-00	83-32	43940-308	69-13
43757-180	33-3	43813-03	56A-70	43896-00	118-39	43940-309	69-13
43757-180	37-1	43813-04	56A-70	43897-00	28-25	43943-00	50A-26
43757-182	33-3	43813-05	56A-70	43897-00	28-29	43943-00	50B-26
43757-182	37-1	43816-00	168-8	43898-00	14-53	43943-00	51-17
43758-00	133-44	43818-00	28-27	43898-01	14-53	43943-00	51A-15
43758-00	133-72	43819-00	168-12	43899-04	14-6	43949-00	62-10
43759-00	57-71	43819-00	169-95	43899-05	14-6	43949-00	62A-22
43759-00	58-56	43821-00	46-50	43903-00	22-19	43949-00	62B-32
43762-00	23-23	43822-00	123-6	43908-00	10-48	43950-00	129A-40
43763-00	23-24	43822-00	124-7	43908-04	10-48	43951-00	117-56

Revised February 18, 1994

PIPER PARTS CATALOG

Part Number	Figure and Index No.	Part Number	Figure and Index No.	Part Number	Figure and Index No.	Part Number	Figure and Index No.
43952-02	49-14	44001-03	49-15	44031-05	128-1	44041-00	56A-6
43952-03	49-14	44001-04	49-15	44031-06	128-1	44041-01	56A-6
43952-04	49-14	44001-05	49-15	44031-07	128-1	44041-02	56A-6
43952-05	49-14	44001-10	49-15	44031-08	128-1	44041-03	56A-6
43952-10	49-14	44002-00	49-21a	44031-09	128-1	44041-04	56A-6
43961-00	3-20	44002-01	49-21a	44032-02	57-11	44041-05	56A-6
43961-01	3-20	44003-02	49-16	44032-03	57-11	44041-06	56A-6
43963-00	28-16	44003-03	49-16	44032-04	57-11	44041-07	56A-6
43967-00	28-17	44003-04	49-16	44032-05	57-11	44041-11	56A-6
43968-00	117-3	44003-05	49-16	44032-22	57-11	44041-12	56A-6
43968-02	117-3	44003-06	49-16	44032-23	57-11	44041-13	56A-6
43969-00	28-40	44004-02	49-14	44033-00	57-6	44041-14	56A-6
43972-00	38-70	44004-03	49-14	44033-01	57-6	44042-00	57-15
43973-00	28-39	44004-04	49-14	44033-02	57-6	44042-00	58A-7b
43974-00	117-5	44004-05	49-14	44033-03	57-6	44042-05	57-15
43976-02	57-43	44004-10	49-14	44033-04	57-6	44042-05	58A-7b
43976-03	57-43	44005-02	49-16	44033-05	57-6	44042-06	57-15
43976-04	57-43	44005-03	49-16	44033-06	57-6	44042-06	58A-7b
43976-05	57-43	44005-04	49-16	44033-07	57-6	44042-07	57-15
43976-06	57-43	44005-05	49-16	44033-11	57-6	44042-07	58A-7b
43976-07	58A-13f	44005-06	49-16	44033-12	57-6	44042-14	57-15
43976-07	58A-28g	44009-00	136-3	44033-13	57-6	44042-14	58A-7b
43976-08	58A-13f	44009-00	137-14	44033-14	57-6	44043-00	56A-53
43976-08	58A-28g	44020-00	128-3	44035-02	56A-3	44043-03	56A-53
43976-09	58A-13f	44020-02	128-3	44035-02	57-3	44043-05	56A-53
43976-09	58A-28g	44020-03	128-3	44035-02	58A-3	44043-07	56A-53
43976-10	58A-13f	44020-04	128-3	44035-03	56A-3	44043-09	56A-53
43976-10	58A-28g	44020-05	128-3	44035-03	57-3	44048-02	49-13
43976-15	57-43	44022-00	149-32	44035-03	58A-3	44048-03	49-13
43976-16	58A-13f	44022-00	150-60	44035-04	56A-3	44048-04	49-13
43976-16	58A-28g	44023-00	54-30	44035-04	57-3	44048-05	49-13
43976-17	58A-13f	44024-02	57-41	44035-04	58A-3	44049-02	49-72
43976-17	58A-28g	44024-02	58A-13b	44035-05	56A-3	44049-03	49-72
43977-00	138-30	44024-02	58A-28j	44035-05	57-3	44049-04	49-72
43977-00	169-68	44024-05	57-41	44035-05	58A-3	44049-05	49-72
43978-02	143-15	44024-05	58A-13b	44035-16	56A-3	44050-02	54-14
43978-02	169-80	44024-05	58A-28j	44035-16	57-3	44050-03	54-14
43978-03	143-15	44024-07	57-41	44035-16	58A-3	44050-04	54-14
43978-03	169-80	44024-07	58A-13b	44035-17	56A-3	44050-05	54-14
43981-00	99-43	44024-07	58A-28j	44035-17	57-3	44053-02	54-12
43983-00	117-10	44024-09	57-41	44035-17	58A-3	44053-03	54-12
43985-00	57-36	44024-09	58A-13b	44038-00	56A-10	44053-04	54-12
43985-01	57-36	44024-09	58A-28j	44038-01	56A-10	44053-05	54-12
43986-00	58A-39	44024-21	57-41	44038-02	56A-10	44053-06	54-12
43986-00	58B 41	44024-21	58A-13b	44038-03	56A-10	44053-07	54-12
43988-03	81-19	44024-21	58A-28j	44038-04	56A-10	44053-08	54-12
43991-02	54-8	44029-00	57-24	44038-05	56A-10	44054-02	56A-11
43991-03	54-8	44029-02	57-24	44038-06	56A-10	44054-15	56A-11
43991-04	54-8	44029-02	57A-19	44038-07	56A-10	44054-24	56A-11
43991-05	54-8	44029-02	58-18	44038-20	56A-10	44054-33	56A-11
43996-00	123-20	44031-00	128-1	44038-21	56A-10	44054-42	56A-11
43996-00	124-11	44031-01	128-1	44038-22	56A-10	44054-43	56A-11
43996-02	124-11	44031-02	128-1	44038-23	56A-10	44054-53	56A-11
44000-00	10-89	44031-03	128-1	44040-00	99-59	44054-58	56A-11
44001-02	49-15	44031-04	128-1	44040-00	133-9	44055-00	62-23

Revised: February 18, 1994

PIPER PARTS CATALOG

Part Number	Figure and Index No.	Part Number	Figure and Index No.	Part Number	Figure and Index No.	Part Number	Figure and Index No.
44055-12	62-23	44073-05	54-1	44093-67	58A-18	44103-00	32-4
44055-13	62-23	44074-02	49-13	44093-68	58A-18	44104-00	63-25
44055-14	62-23	44074-03	49-13	44097-00	57-1	44104-00	169-125
44056-02	49-22	44074-04	49-13	44097-02	57-1	44107-00	14-43
44056-03	49-22	44074-05	49-13	44097-03	57-1	44109-02	11-42
44056-04	49-22	44074-10	51-11	44097-04	57-1	44110-00	143-10
44056-05	49-22	44075-02	49-23	44097-05	57-1	44112-00	143-11
44057-02	54-4	44075-03	49-23	44097-06	57-1	44113-00	143-17
44057-03	54-5	44075-04	49-23	44097-07	57-1	44114-00	56A-65
44057-04	54-4	44075-05	49-23	44097-08	57-1	44114-00	56B-47
44057-05	54-5	44076-00	150-51	44097-09	57-1	44114-00	57-61
44057-06	54-4	44077-00	54-35	44097-10	57-1	44114-00	57A-44
44057-07	54-5	44077-01	54-36	44097-11	57-1	44114-00	58-43
44057-08	54-4	44077-02	54-35	44097-12	57-1	44114-00	58A-38
44057-09	54-5	44077-03	54-36	44098-00	58A-8	44114-00	58B-24
44058-02	54-11	44077-04	54-35	44098-05	58A-8	44114-00	58B-28
44058-03	54-11	44077-05	54-36	44098-06	58A-8	44114-00	58B-35
44058-04	54-11	44077-06	54-35	44098-07	58A-8	44114-00	58C-24
44058-05	54-11	44077-07	54-36	44098-14	58A-8	44114-00	58C-28
44059-02	49-20	44082-00	56A-15	44098-17	58A-8	44114-00	58D-32
44059-03	49-20	44082-01	56A-15	44099-00	58A-1	44114-00	58D-33
44059-04	49-20	44082-10	56A-15	44099-02	58A-1	44114-00	62B-27
44059-05	49-20	44082-11	56A-15	44099-03	58A-1	44116-00	67-83
44059-06	49-20	44082-12	56A-15	44099-04	58A-1	44117-00	67-82
44059-07	49-20	44082-13	56A-15	44099-05	58A-1	44118-00	82-62
44059-08	49-20	44082-14	56A-15	44099-06	58A-1	44119-00	28-81
44059-09	49-20	44082-15	56A-15	44099-07	58A-1	44122-00	28-12
44061-00	57-12	44082-36	56A-15	44099-08	58A-1	44137-00	152-17
44061-00	58A-6	44082-37	56A-15	44100-00	58A-1	44137-00	153-10
44061-15	57-12	44082-38	56A-15	44100-02	58A-1	44137-00	154-18
44061-15	58A-6	44082-39	56A-15	44100-03	58A-1	44137-00	155-58
44061-16	57-12	44083-00	49-21	44100-04	58A-1	44147-02	164-1
44061-16	58A-6	44083-01	49-21	44100-05	58A-1	44147-03	164-1
44061-17	57-12	44083-02	49-21	44100-06	58A-1	44147-04	164-1
44061-17	58A-6	44083-03	49-21	44100-07	58A-1	44147-05	164-1
44061-38	57-12	44083-04	49-21	44100-08	58A-1	44150-00	105-37
44061-38	58A-6	44083-05	49-21	44101-00	56A-1	44151-00	105-24
44061-39	57-12	44083-06	49-21	44101-01	56A-1	44151-01	105-24
44061-39	58A-6	44083-07	49-21	44101-02	56A-1	44155-00	2-24
44062-02	54-33	44084-00	71-11	44101-03	56A-1	44160-00	146-20
44062-03	54-33	44085-00	71-22	44101-04	56A-1	44161-00	116-10
44062-04	54-33	44093-00	57-17	44101-05	56A-1	44162-00	116-8
44062-05	54-33	44093-02	58A-18	44101-06	56A-1	44163-00	110-87
44063-00	82-8	44093-17	57-17	44101-07	56A-1	44166-00	116-1
44063-01	82-8	44093-18	58A-18	44101-08	56A-1	44167-02	164-23
44065-00	82-7	44093-19	57-17	44101-09	56A-1	44167-03	164-21
44065-01	82-7	44093-20	58A-18	44101-10	56A-1	44167-04	164-23
44068-00	164-9	44093-21	57-17	44101-11	56A-1	44167-05	164-21
44069-02	164-1	44093-22	58A-18	44101-12	56A-1	44168-02	164-24
44069-03	164-1	44093-53	57-17	44101-13	56A-1	44168-03	164-22
44069-04	164-1	44093-54	58A-18	44101-14	56A-1	44168-04	164-24
44069-05	164-1	44093-63	57-17	44101-15	56A-1	44168-05	164-22
44073-02	54-1	44093-64	58A-18	44103-00	24-34	44170-00	135-12
44073-03	54-1	44093-65	57-17	44103-00	25-11	44180-00	133-2
44073-04	54-1	44093-66	57-17	44103-00	27-9	44182-00	109-13

Revised: February 18, 1994

PIPER PARTS CATALOG

Part Number	Figure and Index No.	Part Number	Figure and Index No.	Part Number	Figure and Index No.	Part Number	Figure and Index No.
44182-01	109-13	44253-00	157B-58	44305-05	62-15	44342-00	77-2
44182-02	109-13	44254-00	68-5	44305-06	62-15	44345-02	62-12
44182-03	109-13	44255-00	119-22	44305-07	62-15	44345-03	62-12
44183-00	117-70	44255-00	169-146	44305-08	62-15	44345-04	62-12
44184-00	69-55	44258-00	164-3	44306-03	62-16	44345-05	62-12
44184-00	70-40	44258-00	165-3	44308-00	138-40	44345-06	62-12
44184-04	73-42	44259-00	136-17	44308-00	169-73	44345-07	62-12
44186-00	149-44	44259-00	137-13	44308-02	138-40	44345-08	62-12
44187-00	116-4	44265-00	136-16	44308-02	169-73	44345-11	62-12
44188-00	15-73	44270-00	107-82	44309-02	138-29a	44346-02	26-2
44188-00	102-39	44270-02	107-82	44309-02	169-67	44346-02	28-1
44189-00	119-15	44270-02	108-76	44309-03	138-29a	44346-03	26-2
44190-00	119-14	44271-00	107-83	44309-03	169-67	44346-03	28-1
44191-00	119-16	44271-00	108-77	44309-04	138-29a	44346-04	26-2
44195-02	138-38	44272-00	107-44	44309-04	169-67	44346-04	28-1
44195-03	138-38	44272-00	108-44	44309-05	138-29a	44346-05	26-2
44195-04	138-38	44275-02	5-33	44309-05	169-67	44346-05	28-1
44195-05	138-38	44275-03	130-5a	44311-02	28-43	44346-14	26-2
44195-07	138-38	44275-03	130-6a	44312-00	28-42	44346-14	28-1
44196-00	55-54	44275-03	130A-7	44319-02	28-39	44347-02	28-80
44199-00	55-56	44275-03	130B-7	44319-03	28-39	44347-03	28-80
44200-00	36-11	44275-04	5-34	44319-04	28-39	44347-04	28-80
44200-00	105-13	44275-05	130-6a	44319-05	28-39	44347-05	28-80
44200-02	36-11	44275-05	130A-8	44319-12	28-39	44347-10	32-15
44200-02	105-13	44275-05	130B-8	44321-00	29-2a	44347-12	28-80
44201-00	119-20	44276-05	146-1	44322-02	37-72a	44347-14	28-80
44202-00	119-8	44276-05	147-1	44324-02	28-44	44347-16	28-80
44203-00	119-3	44276-11	146-1	44324-03	28-44	44347-18	28-80
44205-00	119-59	44276-11	146A-1	44324-04	28-44	44348-00	28-25
44206-00	55-55	44276-11	146B-1	44324-05	28-44	44348-00	28-29
44208-00	55-53	44276-11	146C-1	44324-12	28-44	44348-00	28-102
44211-00	119-17	44276-11	147-1	44326-00	28-33	44348-02	28-103
44212-00	119-5	44276-11	147A-1	44327-02	28-82	44349-00	26-3
44214-00	119-6	44276-11	147B-1	44327-03	28-82	44350-00	77-1
44228-00	119-7	44276-11	147C-1	44327-04	28-82	44351-02	28-26
44229-00	138-39	44276-11	146E-1	44327-05	28-82	44351-03	28-26
44233-00	119-19	44276-12	146D-1	44328-02	62-23	44351-04	28-26
44235-00	133-67	44277-03	10-21	44328-03	62-23	44351-05	28-26
44235-00	168-2	44277-04	10-21	44328-04	62-23	44351-06	28-20
44236-00	66-2	44291-02	144-4	44328-05	62-23	44351-07	28-20
44237-00	68-1	44291-03	144-5	44328-26	62-23	44351-08	28-20
44238-00	68-2	44294-00	34-27	44328-31	62-23	44351-09	28-20
44240-00	68-7	44295-00	138-31	44328-36	62-23	44351-12	28-20
44243-00	37-78	44295-00	169-69	44329-00	77-23	44351-13	28-20
44246-00	66-8	44295-02	138-31	44330-00	77-9	44351-14	28-20
44246-00	68-37	44295-02	169-69	44331-00	77-10	44364-00	138-3
44247-00	68-6	44304-02	62-13	44332-00	77-14	44368-00	138-35
44248-00	55-10	44304-03	62-13	44333-00	77-15	44368-00	169-72
44252-02	68-3	44304-04	62-13	44334-00	77-16	44373-00	82-3
44252-03	68-4	44304-05	62-13	44335-00	77-11	44373-01	82-3
44253-00	68-35	44304-06	62-13	44337-00	77-24	44374-00	82-2
44253-00	149-75	44304-17	62-13	44338-00	77-12	44374-01	82-2
44253-00	150-37	44305-02	62-15	44339-00	77-13	44377-04	150-14
44253-00	150A-77	44305-03	62-15	44340-00	77-4	44378-00	63-19
44253-00	157-77	44305-04	62-15	44341-00	77-3	44378-00	64-22

Revised: February 18, 1994

PIPER PARTS CATALOG

Part Number	Figure and Index No.	Part Number	Figure and Index No.	Part Number	Figure and Index No.	Part Number	Figure and Index No.
44379-00	10-45	44437-07	83-5	44474-06	83-9	44501-00	19-24
44386 00	43-7	44437-10	83-38	44474-07	83-9	44502-00	30-43
44395-00	130A-56	44437-11	83-38	44474-08	83-8	44503-00	30-8
44395-00	132-43	44437-12	83-24	44474-09	83-8	44504-00	30-8
44396-02	132-18	44437-13	83-24	44474-10	83-43	44506-00	30-9
44396-02	132A-8	44438-04	83-3	44474-12	83-42	44507-00	30-9
44396-03	67-87	44438-05	83-3	44474-14	83-42	44508-00	83-64
44396-04	67A-40	44438-06	83-5	44475-00	83-10	44509-00	30-12
44396-04	132-19	44438-07	83-5	44475-01	83-10	44510-00	30-10
44397-00	83-21	44438-10	83-39	44476-02	83-10	44511-00	83-66
44398-02	83-49	44438-11	83-39	44476-03	83-10	44512-00	56A-71
44398-02	83-74	44438-12	83-24	44476-04	83-44	44514-00	56A-72
44398-03	133-58	44438-13	83-24	44481-00	20-31	44514-01	56A-72
44399-00	133-69	44439-03	19-2	44481-07	19-19	44515-00	83-63
44402-00	133-55	44439-04	19-3	44482-02	20-26	44516-02	49-19
44405-00	132-21	44439-08	19-1	44482-05	20-24	44516-03	49-19
44406-00	83-65	44439-12	19-2	44482-07	20-29	44516-04	49-19
44407-00	133-68	44439-14	19-1	44483-02	83-46	44516-05	49-19
44408-00	132-36	44440-00	132-39	44483-03	83-46	44516-06	49-19
44408-00	132A-23	44441-00	83-4	44483-04	83-45	44516-07	49-19
44409-00	132-37	44441-01	83-4	44483-05	83-45	44516-08	49-19
44410-00	130-60	44442-00	67-89	44483-06	83-45	44516-09	49-19
44411-00	162-33	44442-00	67A-42	44483-07	83-45	44517-00	84-23
44413-00	84-25	44443-00	67-90	44483-08	83-46	44518-00	19-30
44414-00	132-22	44443-00	67A-43	44483-09	83-46	44519-00	19-29
44414-00	132A-10	44444-00	83-58	44484-00	83-30	44520-00	19-12
44415-00	84-24	44444-01	83-58	44484-01	83-30	44521-02	49-16
44416-00	21-5	44445-00	132-12	44485-00	19-36	44521-03	49-16
44417-00	67-88	44445-05	132-12	44487-02	30-24	44521-04	49-16
44417-00	67A-41	44446-00	132-14	44487-03	30-24	44521-05	49-16
44418-00	22-21	44447-00	132-14	44487-04	30-24	44521-06	49-16
44419-02	83-2	44448-00	3-15	44487-05	30-24	44522-02	84-22
44419-03	83-2	44457-00	83-6	44487-06	30-24	44523-02	26-27
44419-04	83-37	44457-01	83-6	44487-07	30-24	44523-03	26-27
44420-02	83-22	44458-00	83-6	44487-08	30-24	44523-04	26-27
44420-03	83-27	44458-01	83-6	41187-09	30-24	44524-00	84-1
44421-00	67-6	44461-00	83-7	44489-00	20-2	44525-02	30-22
44421-00	67A-7	44461-01	83-7	44489-01	20-2	44525-03	30-22
44422-00	84-16	44462-04	83-7	44490-00	46-48	44525-04	30-22
44424-00	84-3	44462-05	83-7	44491-02	83-11	44525-05	30-22
44425-00	84-4	44462-08	83-40	44491-03	83-11	44525-06	30-22
44427-00	84-7	44463-00	132-15	44491-04	83-26	44528-03	30-6
44430-00	132-10	44464-00	132-16	44492-02	83-11	44528-04	30-5
44430-00	132A-7	44465-04	83-29	44492-03	83-11	44528-06	30-5
44431-00	84-13	44465-08	83-59	44492-04	83-26	44528-07	30-5
44432-00	132-11	44465-09	83-60	44493-02	83-16	44529-00	83-61
44433-00	84-11	44465-15	83-29	44493-03	83-16	44530-00	19-8
44433-01	84-11	44466-00	132-17	44493-04	83-15	44532-00	57-3
44434-00	84-12	44467-00	83-25	44493-05	83-15	44532-00	57-67
44434-01	84-12	44468-00	83-25	44494-00	83-2	44532-08	57-3
44436-00	84-9	44469-00	83-41	44494-01	83-2	44532-13	57-3
44437-01	83-38	44472-00	83-50	44495-00	83-1	44534-00	30-3
44437-04	83-3	44473-00	132-40	44495-01	83-1	44535-00	20-7
44437-05	83-3	44474-02	83-8	44497-00	30-4	44536-00	19-9
44437-06	83-5	44474-03	83-8	44498-00	30-7	44537-00	19-33

Revised: February 18, 1994

PIPER PARTS CATALOG

Part Number	Figure and Index No.	Part Number	Figure and Index No.	Part Number	Figure and Index No.	Part Number	Figure and Index No.
44538-00	19-13	44582-02	2-55	44646-00	10-98	44732-00	32-22
44539-02	60-21	44582-03	16-46	44647-00	32-17	44733-00	22-32
44540-00	19-16	44582-04	16-53	44648-00	32-3	44734-00	22-30
44541-00	19-34	44583-00	32-40	44651-00	138A-4	44737-00	31-25
44543-00	19-32	44584-00	19-37	44652-00	32-45	44743-02	13-5
44544-00	19-31	44585-00	31-11	44656-00	32-47	44743-03	13-10
44545-00	49-73	44586-00	19-5	44656-06	32-47	44743-04	13-2a
44545-00	50-44	44587-02	144-11	44657-00	32-63	44743-04	13-10
44545-00	169-21	44587-03	144-11	44658-00	32-64	44743-07	13-11
44546-05	83-55	44587-04	144-12	44659-00	32-19	44743-08	13-2
44546-06	83-55	44587-04	145-2	44660-00	32-65	44743-09	13-8
44547-00	19-7	44587-05	144-12	44666-00	13-1	44743-10	13-9
44549-00	144-24	44587-05	145-2	44667-00	13-4a	44743-11	13-7
44552-00	19-35	44587-16	2-1	44668-00	31-13	44743-14	13-10
44553-00	19-14	44587-16	144-11	44669-00	31-14	44744-00	7-97
44554-00	19-11	44587-16	145-1	44670-00	13-18	44745-00	31-26
44556-00	20-7	44587-17	2-1	44672-00	6-3	44749-15	32-10
44557-00	31-10	44587-17	144-11	44672-01	6-3	44749-16	32-10
44558-00	13-6	44587-17	145-1	44672-08	6-29	44749-17	32-10
44561-00	30-37	44587-22	2-1	44672-09	6-29	44749-18	32-10
44562-00	30-35	44587-22	145-1	44673-00	32-27	44749-19	32-18
44563-00	30-36	44587-23	2-1	44673-00	169-7	44749-20	32-9
44564-00	30-34	44587-23	145-1	44674-00	32-28	44749-21	32-6
44564-02	30-34	44588-00	13-13	44674-00	169-8	44749-22	32-9
44565-00	20-6	44589-00	13-12	44681-00	31-20	44749-24	32-2
44566-00	10-9	44591-00	32-41	44681-02	31-20	44749-28	32-18
44566-00	20-1	44593-00	32-42	44683-04	138A-14	44750-00	31-1
44566-00	21-1	44594-00	19-15	44683-05	138A-14	44750-00	32-1
44566-03	10 9	44596-00	32-43	44686-00	84-8	44750-05	31-1
44566-03	20-1	44597-00	32-46	44687-00	13-3	44750-05	32-1
44566-03	21-1	44600-00	13-17	44687-04	13-3	44750-08	31-1
44566-05	10-9	44604-00	13-14	44696-00	13-19	44750-08	32-1
44566-05	20-1	44609-00	49-27	44697-00	32-66	44750-10	31-1
44566-05	21-1	44609-03	49-27	44707-00	139A-8	44750-10	32-1
44567-00	19-11	44610-00	49-39	44708-00	31-22	44762-02	56A-70
44569-00	19-25	44610-00	50-48	44712-00	32-18	44768-02	31-27
44571-02	32-5	44611-00	32-48	44715-00	31-23	44769-00	51-26
44571-04	32-10	44612-00	32-49	44716-02	137-8	44769-00	51A-12
44572-00	13-16	44615-00	32-44	44716-03	137-8	44769-00	51B-18
44573-00	13-16	44617-00	32-52	44717-00	22-2	44771-00	15-74
44574-02	32-11	44618-00	32-51	44719-00	84-15a	44771-00	51-19
44574-03	32-12	44619-06	138A-1	44719-00	169-46	44775-00	32-39
44574-04	32-14	44621-00	32-50	44720-00	22-31	44776-00	31-15
44574-05	32-8	44623-03	50A-7	44722-00	32-3	44778-00	15-75
44575-00	13-13	44623-03	50B-7	44723-02	3-14	44778-00	51-20
44577-00	30-23	44627-02	139A-6	44723-03	3-14	44778-00	51-21
44577-03	30-23	44630-00	32-53	44724-00	83-62	44778-01	15-75
44578-03	19-38	44631-00	32-53	44726-00	32-16	44778-01	51-20
44578-04	19-38	44632-00	32-59	44727-02	137-2	44778-01	51-21
44579-00	30-25	44633-02	32-55	44727-03	137-2	44779-00	51-27
44580-00	49-55	44640-00	31-12	44728-00	31-24	44779-00	51A-13
44581-00	30-1	44641-00	32-62	44729-00	137-1	44788-00	165-9
44581-02	30-1	44643-00	16-54	44731-02	32-6	44788-00	168-25
44581-06	30-1	44644-00	10-99	44731-03	32-9	44789-00	164-27
44581-08	30-1	44645-00	10-100	44731-04	32-9	44791-00	13-20

Revised: February 18, 1994

PIPER PARTS CATALOG

Part Number	Figure and Index No.	Part Number	Figure and Index No.	Part Number	Figure and Index No.	Part Number	Figure and Index No.
44793-08	51-22	44850-05	125-24	44957-00	154-19	45382-01	5-19
44793-08	51A-8	44851-00	127-4	44957-00	155-12	45412-02	4-14
44793-09	51-22	44851-01	127-4	44966-00	52-7	45412-03	4-14
44793-09	51A-8	44855-00	125-7	44967-00	126-17	45412-08	4-7
44803-03	127-2	44856-00	125-8	44972-00	127-41	45412-09	4-7
44803-04	127-3	44857-00	125-9	44974-00	37-69	45412-10	4-6
44805-00	131-9	44859-00	127-5	44975-00	152-21	45467-16	7-19
44805-00	159-9	44860-00	127-6	44975-00	153-14	45467-17	7-19
44812-02	51-1	44863-00	126-13	44975-00	154-21	45506-00	24A-34
44812-03	51-1	44864-00	51-13	44975-00	155-14	45506-00	25-9
44813-00	125-14	44864-01	51-13	44975-02	150A-46	45506-00	27-8
44813-01	125-14	44865-02	43-24	44975-02	156-44	45506-00	32-24
44813-04	125-14	44866-00	126-14	44975-02	157-44	45511-00	109-35
44813-05	125-14	44867-06	57-15	44975-02	157B-18	45539-00	5-30
44815-00	125-15	44867-06	58A-7b	44975-04	157A-37	45544-00	97-6
44816-00	10-102	44871-04	57-12	44975-05	155A-33	45545-00	4-10a
44816-04	10-102	44871-04	58A-6	44976-00	138-43	45545-01	4-10a
44817-00	10-101	44871-05	57-12	44976-00	169-74	45647-10	5-27
44817-03	10-101	44871-05	58A-6	44976-02	138-43	45691-02	7-60
44820-00	32-31	44876-00	51-14	44976-02	169-74	45691-03	7-60
44822-02	125-16	44888-00	126-15	44976-03	138-43	45691-04	7-61
44822-03	125-16	44895-00	125-25	44976-03	169-74	45691-05	7-61
44824-00	125-4	44895-01	125-25	44977-00	110-87	45711-00	96-41
44824-02	125-4	44895-02	125-25	44979-00	138-42	45767-00	152-76
44828-00	125-17	44895-03	125-25	44982-00	110-93	45767-00	153-55
44829-00	125-18	44896-00	125-16	44983-00	110-101	45767-01	152-76
44829-02	125-18	44901-02	125-32	44984-00	80-19	45767-01	153-55
44830-00	125-19	44901-03	125-32	44990-02	127-7	45767-03	152-76
44830-01	125-19	44903-00	125-29	44990-03	127-8	45767-03	153-55
44830-04	125-19	44908-00	125-10	44991-02	12-53	45850-00	70-43
44830-05	125-19	44910-00	125-2	44991-02	12A-53	45850-00	73-16
44830-08	125-19	44911-00	125-3	44992-00	127-9	45850-00	73-37
44830-09	125-19	44911-07	125-3	44993-00	127-10	45881-00	143-12
44831-00	126-10	44917-00	125-27	44994-00	127-11	45888-04	4-15
44833-02	126-24	44921-10	53-20	44995-00	127-12	45888-05	4-15
44835-00	125-20	44921-11	53-20	44997-00	127-14	45889-00	143-14
44835-01	125-20	44931-00	19-28	45040-00	20-48	45892-00	143-13
44836-00	126-11	44933-00	39-7	45155-00	2-19	45904-01	20-56
44837-00	125-6	44933-02	39-7	45255-00	57-25	46006-00	152-69
44838-00	126-12	44935-00	52-15	45255-00	57A-20	46006-00	153-81
44839-00	125-21	44942-00	125-1	45255-00	58-19	46006-02	152-69
44839-01	125-21	44942-01	125-1	45266-02	28-95	46006-02	153-8 1
44840-00	125-22	44943-03	34-35	45310-00	136-25	46008-00	152-69
44843-00	125-23	44944-04	22-35	45311-00	136-1	46008-00	153-81
44844-00	51-12	44947-00	152-28	45314-00	43-34	46008-02	152-69
44846-02	51-23	44947-00	153-80	45314-05	43-34	46008-02	153-81
44846-02	51A-9	44947-00	154-28	45316-03	43-28	46121-02	38-10
44846-03	51-24	44947-00	155-1	45318-00	43-22	46121-03	38-10a
44846-03	51A-10	44955-05	37-53	45328-00	43-14	46199-00	108-11
44846-04	51-25	44956-00	22-16	45328-03	43-14	46203-02	107-11
44846-04	51A-11	44956-03	22-37	45330-02	43-24	46203-02	108-10
44848-00	68-5	44956-04	22-36	45331-00	43-27	46212-02	56A-6
44850-00	125-24	44956-06	22-38	45331-00	169-13	46212-03	56A-6
44850-01	125-24	44957-00	152-19	45333-03	43-15	46212-05	56A-6
44850-04	125-24	44957-00	153-12	45382-00	5-19	46212-06	56A-6

Revised: February 18, 1994

PIPER PARTS CATALOG

Part Number	Figure and Index No.	Part Number	Figure and Index No.	Part Number	Figure and Index No.	Part Number	Figure and Index No.
46212-07	56A-6	46785-00	57-9	47501-00	149-44	47831-00	4-25
46212-08	56A-6	46785-01	57-9	47501-00	150-54	47831-00	155A-38
46212-09	56A-6	46814-00	57-6	47510-00	149-44	47831-03	155-50
46212-10	56A-6	46814-01	57-6	47510-00	150-54	47833-00	56A-10
46212-11	56A-6	46814-02	57-6	47529-32	38-13	47833-01	56A-10
46212-13	56A-6	46814-03	57-6	47529-33	38-12	47833-02	56A-10
46212-14	56A-6	46814-06	57-6	47529-34	38-12	47833-03	56A-10
46212-15	56A-6	46814-07	57-6	47545-00	29-45	47833-06	56A-10
46212-16	56A-6	46814-08	57-6	47545-00	55-30	47833-07	56A-10
46212-17	56A-6	46814-09	57-6	47545-00	169-5	47833-08	56A-10
46212-25	56A-6	46814-26	57-6	47545-00	169-28	47833-09	56A-10
46212-33	56A-6	46814-27	57-6	47556-02	46-20	47833-10	56A-10
46212-34	56A-6	46814-28	57-6	47624-00	57-13	47833-11	56A-10
46212-35	56A-6	46814-29	57-6	47624-00	58A-7	47833-12	56A-10
46255-00	116-12	46814-30	57-6	47651-00	125-34	47833-13	56A-10
46256-00	116-3	46814-31	57-6	47664-02	133-19	47833-14	56A-10
46258-05	116-2	46814-32	57-6	47664-02	139A-15	47833-15	56A-10
46259-05	116-6	46814-33	57-6	47664-02	139A-47	47833-30	56A-10
46320-00	63-5	46814-34	57-6	47664-02	142-28	47833-31	56A-10
46320-00	64-16	46814-35	57-6	47664-03	139A-16	47833-130	56A-10
46334-00	126-1	46814-36	57-6	47664-06	125-5	47833-131	56A-10
46336-00	126-3	46814-37	57-6	47664-06	139A-45	47854-00	126-2
46348-02	69-15	46895-00	139A-4	47664-09	130A-26	47875-00	139A-5
46348-02	70-15	46911-00	64-19	47664-09	139A-49	47940-03	38-18
46348-02	169-42	46912-00	64-18	47664-10	139A-48	47959-00	57-44
46348-07	75-9	46933-00	42-27	47664-11	139A-44	47959-00	57A-30
46348-07	76-53	46959-00	35-22	47664-11	139A-49	47959-00	58-29
46348-07	169-43	46987-00	134-26	47664-14	139A-49	47960-00	57-29
46349-07	107-7	46987-00	139A-2	47678-00	56A-25	47960-00	57-40
46349-07	108-6	47150-00	43-6	47678-00	57-20	47963-00	57-23
46349-08	107-7	47150-02	43-6a	47678-00	57A-15	47963-00	57A-18
46349-08	108-6	47153-00	43-21	47678-00	58-14	47963-00	58-17
46357-00	7-71	47193-02	56A-60	47720-00	152-79	47964-00	57-36
46357-00	7-72	47193-03	56A-60	47720-00	153-58	47990-02	63-57
46357-01	7-71	47194-00	56A-5	47732-09	133-60	48015-00	144-8
46357-01	7-72	47194-01	56A-5	47744-00	4-6a	48022-00	11-52
46541-01	121-28	47222-00	86-91	47745-00	4-26	48022-00	169-111
46541-01	127-15	47222-00	89-80	47747-00	4-27	48023-00	11-37
46614-00	57-47	47278-08	54-43	47754-00	57-48	48023-00	169-1
46654-00	52-12	47279-02	164-2	47755-00	168-10	48028-00	46-53
46654-05	52-11	47279-02	165-2	47755-02	168-10	48030-00	110-90
46688-00	57-49	47281-00	57-47	47763-02	57-11	48030-00	169-59
46688-01	57-49	47326-00	169-103	47763-03	57-11	48041-00	99-57
46695-02	62A-25	47327-00	169-103	47763-05	57-11	48042-00	99-17
46695-02	62B-44	47378-00	84-26	47763-06	57-11	48043-00	99-49
46695-03	62A-26	47386-00	56-16a	47763-08	57-11	48045-00	99-2
46695-03	62B-30	47405-00	130-60	47763-09	57-11	48045-02	99-4
46695-06	62B-31	47448-00	62A-3	47763-10	57-11	48045-06	99-3b
46696-00	62A-35	47464-00	61-3	47763-18	57-11	48048-00	99-50
46696-00	62B-43	47479-19	62A-1	47763-54	57-11	48049-00	99-15
46704-00	58B-10	47479-20	62A-1	47763-55	57-11	48050-00	99-46
46704-00	62B-12	47479-24	62A-1	47819-00	127-16	48052-00	98-89
46711-00	62B-10	47479-25	62A-1	47820-00	127-17	48052-00	169-54
46722-00	66-11	47494-00	24-38	47821-04	127-18	48055-00	34-19
46722-00	110-12	47494-00	24A-43	47830-00	127-19	48060-00	137-49

PIPER PARTS CATALOG

Part Number	Figure and Index No.	Part Number	Figure and Index No.	Part Number	Figure and Index No.	Part Number	Figure and Index No.
48072-00	98-1	48809-03	101-1	49196-02	138A-26	49324-11	57A-10
48072-00	99-1	48818-02	147-20	49222-02	129A-60	49324-11	58-10
48072-02	98-1	48830-02	147-21	49222-03	129A-61	49324-11	58B-7
48072-02	99-1	48835-02	68-33	49222-04	129A-62	49324-11	62B-4
48072-03	98-1	48872-02	62A-14	49222-05	129A-63	49325-02	11-8
48072-03	99-1	49054-02	130B-58	49222-06	129A-64	49325-03	11-8
48072-04	98-1	49074-06	56B-45	49222-07	129A-65	49351-02	2-85
48072-04	99-1	49086-02	57A-7	49222-08	129A-66	49351-03	2-85
48072-05	98-1	49086-02	58-7	49222-08	129B-57	49352-02	2-86
48072-05	99-1	49086-02	58B-31	49222-09	129A-67	49353-03	133-64
48075-00	98-88	49086-02	58D-26	49222-09	129B-56	49355-02	148A-3
48075-00	169-54	49086-03	57A-7	49222-10	129A-68	49355-04	148A-2
48149-00	64-19	49086-03	58-7	49222-10	129A-76	49359-02	62A-2
48150-00	64-18	49089-08	56B-3	49222-11	129A-69	49364-02	148A-1
48171-02	133-76	49089-08	57A-55	49222-11	129B-61	49371-02	167B-5
48242-00	54-13	49089-08	58C-30	49222-12	129A-70	49374-02	169-108
48242-00	169-124	49089-09	56B-3	49222-12	129B-60	49376-02	169-107
48244-02	73-6	49089-09	57A-55	49222-13	129A-71	49377-02	169-107
48265-00	148-8	49089-09	58B-40	49222-13	129B-55	49377-02	169-114
48265-03	148-8	49qg0-06	54-33	49222-14	129A-78	49381-02	167B-1
48284-00	148-4	49092-06	57A-37	49222-16	129B-54	49382-02	134-6
48348-00	19-41	49092-06	58-36	49222-21	129B-62	49383-04	167B-2
48437-02	101-14a	49092-06	58B-26	49222-26	129A-75	49396-02	57A-12
48437-02	105-18	49092-07	57A-38	49222-26	129B-63	49396-02	58-11
48460-00	33-6	49092-07	58-37	49222-27	129A-72	49396-03	57A-12
48529-03	57-43	49092-07	58B-18	49222-27	129B-58	49396-03	58-11
48531-12	57A-32	49092-07	58B-27	49222-28	129A-73	49396-05	58B-30
48531-12	58-31	49092-07	58C-18	49222-29	129A-74	49396-22	57A-12
48537-14	57A-39	49092-07	62B-19	49222-29	129B-59	49396-22	58-11
48537-14	58-38	49092-08	57A-36	49222-30	129A-38	49396-23	57A-12
48537-15	57A-39	49092-08	58-35	49227-06	56-16	49396-23	58-11
48537-15	58-38	49092-08	58B-19	49227-07	56-16	49396-24	58B-8
48547-02	62A-4	49092-08	58B-28	49234-02	63-102	49397-02	57A-12
48549-00	62A-4	49092-08	58C-19	49244-02	51B-6	49397-02	58-11
48550-00	63-31	49092-08	62B-21	49244-03	51B-6	49397-03	57A-12
48550-00	169-33	49092-34	58B-26	49244-12	51B-6	49397-03	58-11
48613-02	34-5a	49096-04	58B-17	49244-13	51B-6	49397-05	58B-30
48613-03	34-5a	49096-04	58C-17	49244-18	51B-6	49398-02	105-33
48616-02	5-36	49096-06	58B-17a	49244-19	51B-6	49401-02	156-35
48625-00	50-45	49096-06	58C-17a	49248-02	125-27	49401-02	157-35
48625-00	145-16	49096-07	58B-17a	49251-02	50B-46	49401-02	157B-33
48625-00	169-26	49099-02	57A-5	49251-03	50B-48	49401-03	157B-33
48625-00	169-81	49099-02	58-5	49252-02	50B-46	49405-02	56B-10
48628-00	169-104	49099-02	58D-25	49252-03	50B-48	49405-03	56B-10
48657-00	107-3	49099-03	57A-5	49258-02	24A-39	49405-04	56B-10
48657-00	108-3	49099-03	58-5	49258-03	24A-39	49405-05	56B-10
48657-00	169-56	49099-03	58B-30	49258-05	24A-35	49406-02	56B-7
48673-00	148-2	49099-04	56B-5	49259-02	24A-37	49406-03	56B-7
48673-00	169-82	49099-05	56B-5	49261-02	104-14	49406-14	56B-7
48681-00	152-95	49102-02	56B-4	49265-02	104-6	49406-15	56B-7
48681-00	153-2	49102-02	62A-12	49273-02	24A-37	49409-02	156-36
48681-00	169-90	49103-02	58-55	49313-02	127-13	49409-02	157-36
48784-00	169-97	49104-04	62A-17	49324-10	57A-10	49414-02	156-37
48807-02	101-40	49124-02	51A-21	49324-10	58-10	49414-02	157-37
48808-02	101-41	49124-02	51B-4	49324-10	58C-7	49415-06	106-3

Revised: February 18, 1994

PIPER PARTS CATALOG

Part Number	Figure and Index No	Part Number	Figure and Index No.	Part Number	Figure and Index No.	Part Number	Figure and Index No.
49415-07	106-3	49529-02	150A-82	49972-04	37-74	49997-10	83-57
49421-02	56B-3	49529-02	156-74	49979-02	98-67	49997-14	117-19
49421-03	56B-3	49529-02	157-74	49979-02	98-83	49997-20	117-25
49422-02	62A-15	49568-04	150A-69	49981-04	84-17	49998-02	62-8
49423-02	62A-13	49568-04	156-54	49982-02	56A-61	49998-03	62-8
49424-02	154-56	49568-04	157-54	49982-05	62A-10a	49998-03	62A-29
49424-02	155-43	49568-04	157A-19	49982-12	56A-62	49998-03	62B-38
49425-02	57A-55	49569-02	148-3	49982-12	108-92	49998-04	62-8
49425-02	58C-30	49626-02	46-12	49982-13	99-51	49998-05	149-51
49425-03	57A-55	49655-02	154-37	49982-27	57-62	49998-05	150-38
49425-03	58B-40	49655-02	155-37	49982-27	57A-46	49998-06	149-52
49425-04	62B-45	49655-02	155A-23	49982-27	58-45	49998-08	130B-56
49425-12	57A-55	49655-02	157A-25	49982-28	57-63	49998-08	131-61
49425-12	58C-30	49655-02	157B-41	49982-28	57A-47	49998-08	159-72
49425-13	57A-55	49684-02	63-53	49982-28	58-46	49998-15	64-4
49425-13	58B-40	49713-02	50B-7	49982-31	57-66	49998-18	68-12
49425-14	62B-45	49718-02	106-25	49982-31	57A-3	49998-19	68-10
49428-02	58-55	49728-02	122A-43	49982-31	58-49	49998-20	66-14
49428-03	58-55	49728-03	122A-43	49982-31	58A-38a	49998-21	66-12
49428-10	58-55	49730-02	53-30	49982-31	58B-26	49998-22	66-24
49428-11	58-55	49733-02	20-54	49982-31	58B-38	49998-22	68-32
49431-02	62A-17	49734-02	12A-59	49982-31	58C-26	49998-23	68-21
49436-02	78A-12	49734-02	129A-49	49982-31	62B-27	49998-26	157A-10
49441-02	58C-8	49734-02	129B-39	49982-43	2-48	49998-35	62A-30
49449-00	73-9	49735-26	58-54b	49985-81	167B-8	49998-35	62B-34
49456-02	7-99	49735-27	58-54b	49985-82	162-3	49998-39	132-15
49456-03	7-99	49739-02	50B-40	49985-83	162-2	49998-43	155A-46
49457-02	7-98	49752-02	122A-42	49990-08	117-57	49998-43	157A-9
49457-03	7-98	49752-03	122A-42	49997-02	117-21	49999-29	77-25
49457-04	7-98	49758-02	37-55	49997-03	70-27	49999-36	6-4
49457-05	7-98	49760-02	122A-47	49997-04	70-29	49999-57	7-109
49461-02	62B-5	49763-02	157A-32	49997-05	67-24	49999-58	7-109
49474-02	57A-8	49763-03	157A-32	49997-05	67A-23	50111-00	56A-37
49474-02	58-8	49781-02	157A-36	49997-05	131-6	50111-00	56B-32
49474-02	58C-5	49785-02	157A-33	49997-05	131A-6	50111-00	59-14
49474-03	57A-8	49789-02	157A-35	49997-05	132-9	50111-00	59-54
49474-03	58-8	49789-03	155A-34	49997-05	132A-6	50128-06	3-21a
49474-03	58B-5	49790-02	157A-35	49997-05	159-6	50242-00	6-23
49474-03	62B-2	49790-03	155A-34	49997-07	117-61	50242-01	6-23
49474-04	57A-8	49803-02	157A-34	49997-08	67-7	50243-00	6-19
49474-05	57A-8	49803-03	157A-34	49997-08	67A-8	50243-01	6-19
49495-02	15-50	49807-02	169-98	49997-08	131-2	50244-00	6-16
49495-03	15-50	49808-02	169-98	49997-08	131A-2	50244-01	6-16
49503-02	64-9	49809-02	169-97	49997-08	132-8	50253-00	34-35
49503-02	133-60	49811-02	157A-31	49997-08	132A-5	50253-11	34-35
49503-02	139A-19	49812-02	157A-28	49997-08	159-2	50406-05	135-37
49511-02	34-35	49812-03	157A-28	49997-09	67-7	50406-06	135-38
49517-02	134-29	49813-04	157A-29	49997-09	67A-8	51006-00	63-54
49518-02	134-27	49813-05	157A-29	49997-09	131-2	51006-00	118-44
49527-02	150A-81	49850-07	130B-23	49997-09	131A-2	51006-00	139-28
49527-02	156-73	49856-02	130B-63	49997-09	132-8	51006-00	139A-38
49527-02	157-73	49856-02	130B-70	49997-09	132A-5	51008-04	35-33
49528-02	150A-83	49972-02	2-23	49997-09	159-2	51009-04	35-34
49528-02	156-75	49972-03	33-40	49997-10	67-79	51147-00	50-4
49528-02	157-75	49972-03	33-41	49997-10	67A-25	51147-00	50A-14

Revised: February 18, 1994

PIPER PARTS CATALOG

Part Number	Figure and Index No.	Part Number	Figure and Index No.	Part Number	Figure and Index No.	Part Number	Figure and Index No.
51147-00	50B-14	52025-00	154-75	52058-00	154-76	52254-00	152-71
51210-02	145-3	52025-00	155-54	52058-00	155-56	52273-02	152-9
51210-03	145-3	52026-02	51-5	52058-02	155A-3	52273-05	152-9
51212-04	145-15	52026-03	51-5	52067-03	98-55	52274-00	152-39
51213-02	145-9	52026-04	51-5	52070-00	127-26	52274-00	153-26
51271-02	101-5	52026-05	51-5	52072-00	4-28	52274-00	154-39
51290-04	146B-4	52026-06	51-6	52097-02	126-31	52274-00	155-26
51290-04	146C-5	52026-07	51-6	52097-03	126-32	52277-00	152-1
51292-03	146B-3	52026-08	51-6	52104-00	126-25	52277-00	153-84
51292-03	146C-4	52026-09	51-6	52108-00	150A-48	52292-02	152-54
51677-03	135-15a	52026-10	51-7	52108-00	152-72	52292-03	153-50
52001-00	127-20	52026-11	51-7	52108-00	153-108	52292-06	153-50
52001-01	127-20	52026-12	51-7	52109-00	63-85	52293-00	152-52
52004-00	152-24	52026-13	51-7	52109-00	150A-49	52293-00	153-44
52004-00	153-17	52026-14	51-8	52109-00	152-73	52293-00	154-52
52004-00	154-24	52026-15	51-8	52109-00	153-109	52293-00	155-44
52004-00	155-17	52026-16	51-8	52109-04	63-85	52306-00	67-83
52004-00	155A-28	52026-17	51-8	52110-00	150A-45	52306-00	67A-67
52005-00	51-2	52027-02	51-9	52110-00	152-74	52307-00	67-82
52005-01	51-2	52027-03	51-9	52110-00	153-8	52307-00	67A-49
52009-00	80-18	52027-05	51-9	52117-00	150A-23	52318-00	152-67
52013-00	152-82	52036-00	61-1	52117-00	152-57	52318-00	153-52
52013-00	153-61	52038-02	51-10	52117-00	153-106	52318-00	154-67
52013-00	154-82	52038-03	51-10	52117-00	154-57	52318-00	155-52
52013-00	155-61	52038-04	51-10	52117-00	155-3	52320-00	153-76
52013-00	155A-7	52038-05	51-10	52117-00	156-61	52320-00	169-93
52013-00	157A-39	52039-00	152-78	52117-00	157-61	52338-00	56B-53
52014-00	152-81	52039-00	153-57	52117-00	157A-4	52338-00	57-68
52014-00	153-60	52039-00	154-77	52141-00	98-85	52338-00	57A-56
52014-00	154-81	52039-00	155-55	52141-00	169-55	52339-00	153-53
52014-00	155-60	52039-00	155A-4	52144-00	152-95	52346-00	63-36
52014-00	155A-6	52040-00	152-83	52144-00	169-90	52346-02	63-36
52014-00	157A-40	52040-00	153-62	52145-00	152-96	52346-03	63-36
52015-00	51-3	52040-00	154-83	52145-00	153-75	52346-04	63-36
52015-01	51-3	52040-00	155-62	52145-00	169-91	52363-02	135-28
52016-02	51-4	52040-00	155A-8	52167-00	100-42	52363-03	135-14
52016-03	51-4	52042-00	152-83	52168-00	100-41	52376-00	19-26
52016-04	51-4	52042-00	153-62	52168-03	100-41	52376-02	19-26
52016-05	51-4	52042-00	154-83	52172-02	63-13	52396-00	169-105
52017-00	99-3d	52042-00	155-62	52172-04	63-13	52405-00	52-3
52018-00	99-39	52042-00	155A-8	52172-06	63-13	52413-00	52-13
52020-00	99-3e	52046-00	127-22	52172-07	63-13	52451-00	72-17
52023-00	150A-31	52047-00	51-59	52175-00	13-15	52465-00	52-10
52023-00	152-25	52050-00	127-21	52177-00	152-59	52468-00	52-4
52023-00	153-18	52052-00	127-24	52179-00	152-97	52469-00	79-6
52023-00	154-25	52053-00	51-62	52179-00	169-92	52471-00	52-2
52023-00	155-18	52053-01	51-62	52180-00	152-66	52472-00	126-18
52023-00	156-29	52054-03	3-18a	52188-00	135-29	52543-00	56A-68
52023-00	157-29	52054-03	3-21	52188-00	152-43	52586-03	150-20
52023-00	157A-38	52054-04	3-28	52188-00	153-30	52588-02	150-26
52023-00	157B-14	52056-00	127-25	52188-00	154-43	52589-00	50-25
52024-00	99-3a	52057-00	152-20	52188-00	155-30	52594-00	152-71
52024-02	99-3a	52057-00	153-13	52188-00	167B-9	52594-00	153-1
52025-00	152-75	52058-00	152-77	52205-00	152-98	52595-00	152-95
52025-00	153-54	52058-00	153-56	52205-00	169-93	52595-00	153-2

Revised: February 18, 1994

PIPER PARTS CATALOG

Part Number	Figure and Index No.	Part Number	Figure and Index No.	Part Number	Figure and Index No.	Part Number	Figure and Index No.
52595-00	169-90	52779-00	73-5	52854-00	111-7	53060-02	24A-16
52598-00	150-65	52783-00	70A-9	52855-00	111-14	53060-05	32-3i
52598-00	169-83	52783-00	78A-9	52857-00	111-15	53064-00	22-34
52624-00	150-36	52784-00	133-75	52858-00	110-16	53071-00	56A-49
52633-10	52-20	52785-03	70A-3	52875-00	63-51	53071-00	56B-42
52633-11	52-20	52785-03	78-6	52876-00	63-50	53071-01	56A-49
52633-12	52-21	52785-03	78A-5	52877-00	58D-28	53071 01	56B-42
52633-13	52-21	52785-04	78-6	52889-00	57-52	53083-00	95-37
52673-00	138-8	52785-04	78A-5	52889-00	57A-35	53083-01	95-37
52674-00	133-73	52785-05	78-6	52889-00	58-34	53092-00	146-12
52694-00	14-4	52785-05	78A-5	52889-00	58B-24	53093-00	166-8
52694-01	14-4	52786-00	69-63	52893-00	57-51	53093-04	167-9
52696-00	138-3	52786-00	70A-4	52893-00	57A-34	53117-02	138-28
52696-00	138A-5	52788-00	70A-5	52893-00	58-33	53117-03	138-28
52696-06	138A-5	52788-00	78-7	52893-00	58B-25	53117-04	138-28
52698-00	138-22	52788-00	78A-6	52898-00	57-50	53117-05	138-28
52698-00	138-33	52789-00	70A-6	52898-00	57A-33	53117-06	138-28
52698-00	138A-23	52789-00	78-12	52898-00	58-32	53119-00	83-44
52698-00	169-71	52789-00	78A-11	52898-00	58B-23	53120-00	58A-13b
52701-00	138-23	52802-02	165-18	52904-00	57-10	53120-00	58A-28j
52701-00	138-35	52802-03	165-19	52904-00	57A-6	53122-04	58B-26
52701-00	169-72	52802-04	165-20	52904-00	58-6	53122-05	57A-37
52707-00	143-15	52802-05	165-21	52904-00	58B-32	53122-05	58-36
52707-00	169-80	52817-02	165-1	52904-00	58D-27	53122-05	58B-26
52713-00	12A-40	52817-03	165-1	52904-02	56A-9	53126-02	57A-38
52716-00	56B-66	52817-04	165-1	52904-02	56B-6	53126-02	58-37
52716-00	60-15	52817-05	165-1	52917-00	57-65	53126-02	58B-18
52717-00	56B-67	52819-00	20-70	52917-00	57A-49	53126-02	58B-27
52717-00	60-16	52820-06	20-69	52917-00	58-3	53126-02	58C-18
52718-00	56B-68	52820-07	20-66	52917-00	58D-31	53126-02	62B-19
52718-00	60-24	52820-08	20-67	52939-00	75-9	53128-00	57-16
52718-05	56B-68	52820-09	20-68	52939-00	78A-8	53128-00	58A-7c
52722-00	16-56	52826-02	63-67	52940-00	78-8	53129-03	57-15
52724-00	16-57	52836-04	63-13	52941-00	78-8	53129-03	58A-7b
52725-00	16-58	52836-05	63-13	52960-00	111-25	53134-00	56A-5
52726-00	16-59	52836-06	63-13	52964-00	65-22	53134-00	57-5
52729-00	16-60	52836-12	63-13	52965-00	111-26	53134-00	58A-5
52738-00	18-22	52836-13	63-13	52968-00	65-3	53134-00	62A-12
52739-00	16-61	52836-16	63-13	52974-00	69-60	53142-00	49-13
52750-00	22-15	52838-00	148-2	52977-00	65-16	53142-00	50-20
52751-00	20-53	52838-00	169-82	52986-00	110-22	53142-03	50A-1
52753-00	28-89	52839-02	148-3	52990-00	51-51	53142-03	50B-1
52754-00	18-2	52846-00	26-30	52991-00	110-30	53149-05	49-42
52768-02	138-32	52846-00	30-39	53015-00	55-20	53149-12	49-42
52768-02	169-70	52846-00	45-13	53016-00	15-76	53150-00	49-22
52768-03	138-32	52847-00	26-29	53042-02	7-91	53150-00	50-34
52768-03	169-70	52847-00	30-38	53042-03	7-92	53150-03	49-22
52775-00	12-4	52849-00	57A-11	53042-04	7-93	53150-03	50-34
52775-00	12A-4	52849-00	58-8a	53042-05	7-94	53153-08	50A-5
52775-01	12-4	52849-00	58B-5a	53056-00	19-39	53153-08	50B-5
52775-01	12A-4	52849-00	58C-5a	53059-00	147-6	53155-00	49-23
52777-02	72-3	52849-01	57A-11	53059-04	146A-2	53155-00	50-35
52777-04	72-3	52849-01	58-8a	53059-04	146B-2	53155-03	50A-4
52778-00	96-8	52849-01	58B-5a	53059-04	146C-6	53155-03	50B-4
52778-01	96-8	52849-01	58C-5a	53060-02	24-26	53157-00	50-20

Revised: February 18, 1994

PIPER PARTS CATALOG

Part Number	Figure and Index No.	Part Number	Figure and Index No.	Part Number	Figure and Index No.	Part Number	Figure and Index No.
53157-00	51-11	53224-00	169-18	53273-28	56-1	53325-00	49-18
53157-05	49-13	53224-02	50B-22	53273-28	56B-1	53327-00	49-16
53157-04	50A-1	53224-02	169-18	53273-29	56-1	53327-00	50-29
53157-04	50B-1	53227-00	53-1	53273-29	56B-1	53328-00	49-19
53163-05	50A-5	53227-00	139-12	53273-30	56-1	53328-00	50-31
53163-05	50B-5	53227-02	53-1	53273-30	56B-1	53336-00	49-26
53169-00	5-22a	53227-02	139-12	53273-31	56-1	53336-00	50-38
53170-00	5-22	53227-03	53-1	53273-31	56B-1	53340-00	49-14
53170-01	5-22	53227-03	139-12	53273-32	56-1	53341-00	49-27
53170-01	97A-28	53227-03	139A-2	53273-32	56B-1	53341-00	50-39
53172-00	5-22b	53228-00	55-23	53273-33	56-1	53343-00	49-72
53174-00	49-37	53229-00	28-39	53273-33	56B-1	53343-00	50-42
53174-00	50-46	53231-00	60-13	53273-34	56-1	53344-02	49-24
53174-00	50A-21	53231-01	60-13	53273-35	56-1	53344-02	50-36
53174-01	49-37	53233-04	56A-3	53276-00	57-3	53344-03	49-25
53174-01	50-46	53237-02	53-19	53278-00	27-7	53344-03	50-37
53174-01	50A-21	53240-00	55-27	53278-02	27-7	53345-00	49-17
53174-02	50B-21	53246-00	57-53	53288-00	57-3	53346-00	49-72
53174-03	50B-21	53246-01	57-53	53288-00	58A-3	53346-00	50-42
53176-00	24-39	53249-03	56A-10	53292-02	62-15	53348-00	49-19
53176-03	24A-39	53249-03	57-11	53296-05	26-2	53348-00	50-31
53177-00	24-39	53250-00	62A-2	53296-05	28-1	53354-00	62A-16
53177-03	24A-39	53250-04	62A-2	53296-06	28-90	53356-00	49-27
53181-00	25-20	53251-11	56A-57	53296-07	28-91	53356-00	50-39
53184-00	54-11	53255-02	129-60	53296-08	28-92	53357-00	49-16
53185-00	54-33	53255-04	56B-52	53296-10	26-2	53359-00	49-15
53186-00	24-41	53255-04	129A-54	53296-10	28-1	53360-02	50A-31
53186-03	24A-35	53255-05	56B-52	53296-12	26-2	53360-02	50B-31
53188-00	49-28	53255-05	129A-54	53296-12	28-1	53364-00	53-16
53188-00	50-40	53258-02	20-62	53296-15	26-2	53365-03	49-12
53189-00	24-43	53258-04	20-62	53296-15	28-1	53365-04	50-19
53189-03	24A-37	53259-00	20-63	53296-18	26-2	53365-05	50-19
53190-00	24-43	53260-02	56A-6	53296-18	28-1	53366-00	49-21
53190-03	24A-37	53260-04	57-6	53296-20	26-2	53366-00	50-33
53194-04	54-8	53267-00	46-41	53296-20	28-1	53366-01	49-21
53195-00	28-44	53273-10	56-1	53298-02	62-23	53366-01	50-33
53195-04	28-44	53273-10	56B-1	53300-00	62-13	53366-06	49-21
53199-00	54-14	53273-11	56-1	53306-02	62A-13	53366-06	50-33
53199-03	54-14	53273-11	56B-1	53307-00	62A-15	53366-07	49-21
53206 00	24-19	53273-12	56-1	53312-00	49-17	53366-07	50-33
53214-00	28-80	53273-12	56B-1	53316-02	49-24	53366-10	50A-3
53214-02	28-80	53273-13	56-1	53316-02	50-36	53366-10	50B-3
53214-02	32-15	53273-13	56B-1	53316-03	49-25	53366-11	50A-3
53215-02	24-18	53273-14	56-1	53316-03	50-37	53366-11	50B-3
53215-03	24-18	53273-14	56B-1	53316-04	49-26	53367-06	56-29
53215-03	25-7	53273-15	56-1	53316-04	50-38	53367-07	56-29
53217-00	28-82	53273-15	56B-1	53318-00	49-14	53369-11	49-9
53218-06	54-4	53273-16	56-1	53321-00	49-20	53369-11	50-12
53218-07	54-5	53273-16	56B-1	53321-00	50-32	53369-11	50A-29
53220-00	24-20	53273-17	56-1	53321-01	49-20	53369-11	50B-29
53220-01	24-20	53273-17	56B-1	53321-01	50-32	53369-12	49-9
53224-00	49-44	53273-26	56-1	53321-04	50A-2	53369-12	50-12
53224-00	50-54	53273-26	56B-1	53321-04	50B-2	53369-12	50A-29
53224-00	50A-22	53273-27	56-1	53321-05	50A-2	53369-12	50B-29
53224-00	50B-22	53273-27	56B-1	53321-05	50B-2	53369-13	49-8

Revised: February 18, 1994

PIPER PARTS CATALOG

Part Number	Figure and Index No.	Part Number	Figure and Index No.	Part Number	Figure and Index No.	Part Number	Figure and Index No.
53369-13	50-11	53437-05	150-44	53479-09	69-22a	53623-07	54-5
53369-13	50A-28	53437-05	153-22	53482-07	30-24	53624-02	50-20
53369-13	50B-28	53437-05	154-44	53487-00	56A-15	53624-03	49-13
53370-02	53-10	53437-05	155-22	53487-01	56A-15	53625-00	54-33
53370-03	53-11	53437-06	155A-40	53492-00	69-22e	53626-07	54-8
53370-04	53-12	53437-06	156-38	53496-00	58A-18	53627-00	54-1
53372-02	53-2	53437-06	157-38	53496-02	57-39	53628-00	31-36
53372-03	53-2	53437-06	157A-11	53496-02	58A-13g	53629-00	31-35
53373-00	53-13	53437-06	157B-29	53496-02	58A-28b	53637-00	52-9
53373-01	53-13	53438-00	31-25	53496-03	58A-28g	53640-02	80-28
53375-00	24-17	53438-04	31-25	53498-00	57-12	53640-05	80-29
53375-01	24-17	53440-00	31-23	53498-00	58A-6	53641-00	50A-41
53376-00	53-14	53446-00	32-17	53499-00	58A-1	53641-00	50B-41
53378-00	54-35	53447-00	32-18	53500-00	56A-1	53648-00	50-30
53378-01	54-36	53450-00	31-26	53500-01	56A-1	53648-01	50-30
53380-00	53-15	53453-02	51-14	53501-02	57-17	53656-00	55-53
53380-01	53-15	53454-00	51-14	53501-03	57-17	53657-00	13-4
53383-00	54-1	53455-02	51-13	53502-00	58A-8	53658-02	10-107
53386-00	54-34	53455-03	51-13	53502-03	58A-13f	53658-03	10-107
53386-03	54-34	53456-00	51-13	53504-00	51-2	53665-00	68-9
53387-00	104-44	53456-01	51-13	53504-01	51-2	53666-00	52-13
53388-00	55-6	53458-00	50-29	53509-00	58A-1	53667-00	55-53
53393-00	95-32	53458-00	51-4	53516-00	162-35	53674-02	52-14
53393-03	95-32	53459-02	51-12	53524-02	57-1	53688-06	51A-2
53393-04	95-32	53460-00	51-12	53524-03	57-1	53688-06	51B-2
53395-04	55-5	53462-00	50-25	53524-04	57-1	53688-06	56-25
53395-05	55-5	53462-00	51-9	53524-05	57-1	53688-07	51A-2
53395-06	55-5	53463-02	50-41	53527-02	62-31	53688-07	51B-2
53395-07	55-5	53463-02	51-10	53527-03	62-31	53688-07	56-25
53398-00	135-15	53463-05	50A-8	53529-00	51-48	53695-00	63-75
53402-00	55-20	53463-05	50B-8	53529-00	60-5	53695-00	169-37
53404-00	98-16	53468-02	50-28	53542-00	49-27	53703-00	50-6
53405-00	138A-11	53468-02	51-5	53542-00	50-39	53703-00	50A-11
53406-02	129-6	53468-03	50-26	53561-02	20-24	53703-00	50B-11
53407-00	129-6	53468-03	51-6	53561-04	20-25	53703-00	169-24
53412-00	31-24	53468-04	50-26	53561-06	20-29a	53707-00	63-15
53414-02	52-1	53468-04	51-7	53572-00	119-4	53707-00	64-18
53414-03	52-1	53468-05	50-27	53573-00	162-36	53708-00	149-10
53417-00	81-6	53468-05	51-8	53583-00	133-49	53708-00	150-18
53420-00	30-24	53469-02	168-54	53589-00	32-7	53709-00	64-18
53423-00	81-36	53469-03	84-22	53594-00	146-23	53716-00	52-17
53423-01	81-36	53469-04	84-22	53594-00	147-18	53716-00	169-123
53424-00	30-23	53469-06	84-22	53595-00	146-24	53721-00	12-55
53425-00	49-19	53469-07	84-22	53595-00	147-19	53721-00	12A-55
53425-00	50-31	53469-08	84-22	53596-00	51-3	53721-01	12-55
53426-00	49-16	53469-09	84-22	53596-01	51-3	53721-01	12A-55
53426-00	50-29	53472-00	69-22b	53599-00	116-28	53724-00	12-56
53429-00	49-55	53474-00	56A-11	53610-00	153-96	53724-00	12A-56
53429-00	50-74	53476-00	51-52	53610-00	169-85	53724-01	12-56
53432-02	31-22	53476-00	60-2	53611-00	153-38	53724-01	12A-56
53434-00	98-21	53477-00	69-22d	53619-00	54-14	53728-00	12-52
53434-01	98-21	53478-04	69-22b	53620-00	49-13	53729-00	12-51
53435-00	98-21	53478-05	69-22b	53620-00	50-20	53729-00	12A-51
53435-01	98-21	53479-02	69-22a	53621-00	54-11	53731-00	50-5
53437-04	98-17	53479-06	69-22a	53623-06	54-4	53731-00	169-23

PIPER PARTS CATALOG

Part Number	Figure and Index No.	Part Number	Figure and Index No.	Part Number	Figure and Index No.	Part Number	Figure and Index No.
53732-02	50-4	53799-00	54-33	53900-00	56B-22	53997-00	67-29
53732-02	169-22	53801-02	81-10	53905-00	5-22b	53998-00	67-27
53734-00	50-5	53812-03	12A-43	53906-00	5-21	54000-00	15-44
53734-00	50A-13	53817-00	20-50	53906-01	5-21	54000-00	15-48
53734-00	169-23	53827-00	28-61	53907-00	96-10	54055-00	143-15
53735-00	50-4	53828-00	110-31	53908-00	5-20	54055-00	169-80
53736-00	12-54	53830-00	152-18	53908-01	5-20	54055-02	143-15
53738-07	50-1	53830-00	153-102	53909-00	30-40	54055-02	169-80
53739-00	68-17	53835-00	151-6	53914-00	5-38	54065-04	63-70
53739-00	169-41	53835-00	169-88	53914-01	5-38	54076-02	63-71
53742-02	50-23	53837-00	152-97	53916-00	139-32	54076-02	169-35
53742-03	50-24	53837-00	169-92	53916-00	139A-36	54076-05	63-71
53744-02	50-21	53838-00	152-98	53918-02	121-30	54076-05	169-35
53744-04	50-21	53838-00	169-93	53923-02	12-52	54078-00	139-30
53745-02	50-22	53839-00	152-95	53923-02	12A-52	54078-00	139A-34
53748-00	50-23	53839-00	169-90	53924-02	13-15	54087-00	26-33
53748-01	50-24	53840-00	152-96	53925-02	52-22	54098-00	31-28
53755-08	152-12	53840-00	153-75	53955-02	137-2	54098-00	50-17
53755-08	153-98	53840-00	169-91	53955-03	137-2	54098-00	169-6
53755-09	150A-47	53841-00	153-76	53956-06	50-1	54125-00	108-89
53757-00	98-87	53841-00	169-93	53956-07	50-1	54126-00	108-90
53764-00	52-14	53847-00	149-79	53956-08	50A-9	54130-00	108-83
53765-02	50-21	53847-00	150-76	53956-12	50A-9	54131-00	11-39
53765-03	50-21	53847-00	153-96	53956-12	50B-9	54133-00	108-85
53766-00	50-22	53847-00	169-85	53957-00	55-1	54134-00	108-84
53768-02	152-15	53848-00	69-48	53959-00	22-2	54135-00	108-88
53768-02	153-101	53849-02	14-55	53960-00	137-1	54137-00	108-87
53768-02	169-86	53849-04	14-56	53967-03	22-33	54156-00	63-51
53768-03	152-15	53849-13	29-44	53968-00	30-41	54159-03	35-30
53768-03	153-101	53850-00	36-11	53968-03	30-41	54163-00	152-7
53768-03	169-86	53850-00	105-13	53969-00	137-34	54163-00	153-91
53769-00	98-90	53853-00	42-72	53971-00	107-30c	54163-00	154-63
53769-00	169-54a	53853-02	42-72	53971-00	108-29	54163-00	155-10
53770-00	98-91	53856-00	107-4	53973-00	63-50	54164-00	152-6
53770-00	169-54a	53856-00	108-4	53973-02	168-9	54164-00	153-90
53774-00	5-38	53856-03	107-2	53973-03	63-50	54164-00	154-62
53774-01	5-38	53856-03	108-2	53978-00	139-33	54164-00	155-9
53776-00	52-8	53860-02	98-10	53978-00	139A-37	54165-00	152-8
53777-02	50-18	53864-02	63-56	53978-00	169-79	54165-00	153-92
53777-02	169-25	53876-03	152-56	53983-02	96-40	54165-00	154-64
53777-03	50-18	53880-00	24-46	53983-02	97-40	54165-00	155-5
53777-03	169-25	53880-00	24A-32	53983-02	169-49	54167-00	152-9
53777-04	50-18	53880-00	32-78	53983-02	169-50	54167-00	153-93
53777-04	169-25	53880-01	24-46	53983-03	96-40	54167-00	154-65
53780-00	133-62	53880-01	24A-32	53983-03	97-40	54167-00	155-6
53785-00	107-30b	53885-02	37-75	53983-03	169-49	54168-00	10-37
53785-00	108-30	53885-04	37-76	53983-03	169-50	54168-01	10-37
53787-00	50-25	53892-02	35-63	53985-00	108-81	54169-02	49-42
53793-06	98-21	53893-00	30-42	53987-00	108-79	54169-02	50-52
53793-07	98-21	53895-00	15-19	53988-00	108-80	54169-03	49-42
53796-06	50B-8	53896-00	118-41	53991-00	107-84	54169-03	50-52
53797-00	96-17	53897-00	67A-2	53992-00	46-16	54169-12	50A-36
53797-00	97-16	53899-00	56A-25	53995-00	67-27	54169-12	50B-36
53797-00	97A-21	53899-00	56B-21	53996-00	67-31	54169-13	50A-36
53798-00	98-11	53900-00	56A-26	53996-00	67A-32	54169-13	50B-36

Revised. February 18, 1994

PIPER PARTS CATALOG

Part Number	Figure and Index No.	Part Number	Figure and Index No.	Part Number	Figure and Index No.	Part Number	Figure and Index No.
54172-00	72-2	54243-02	28-96	54348-02	12-27	54458-02	156-33
54173-00	139-26	54244-02	28-97	54348-02	12A-27	54458-02	157-33
54173-00	139A-33	54244-03	28-98	54350-02	52-16	54458-02	157B-16
54174-02	109-36	54245-02	26-35	54354-02	61-1	54461-02	150A-24
54175-00	79-12	54250-02	138A-27	54357-02	32-96	54461-02	156-23
54175-00	85-69	54250-04	138A-27	54358-02	31-34	54461-02	157-23
54175-00	86-87	54256-02	28-39	54360-02	32-97	54463-02	138A-12
54175-00	88-60	54256-04	28-39	54368-02	133-78	54467-02	12A-58
54175-00	89-74	54265-02	28-99	54369-03	133-59	54480-02	169-114
54175-00	106-7	54266-02	28-17a	54374-02	50-62a	54490-02	14-47
54179-02	57-29	54287-02	147A-3	54374-03	50A-24	54499-02	56B-57
54179-02	57A-24	54296-02	62A-17	54374-03	50B-24	54512-02	138-1
54179-02	58-23	54305-02	14-46	54375-02	13-13	54514-02	138-25
54179-03	57-29	54305-04	14-46	54376-02	13-13	54516-04	11-24a
54179-03	57A-24	54305-06	14-51	54379-02	63-13	54529-02	150A-43
54179-03	58-23	54307-02	162-38	54380-02	139-8	54529-02	156-69
54179-04	57-40	54314-02	138A-2	54380-02	139A-1	54529-02	157-69
54179-04	57A-29	54325-02	2-42	54395-02	2-82	54529-02	157B-27
54179-04	58-28	54325-03	2-42	54395-03	2-82	54530-02	150A-33
54179-05	57-40	54326-02	86-44	54396-02	69-21	54530-02	156-31
54179-05	57A-29	54326-03	89-42	54429-02	63-2	54530-02	157-31
54179-05	58-28	54329-02	86-45	54429-02	64-24	54530-02	157B-11
54182-02	57-36	54329-02	89-43	54446-02	150A-32	54531-02	150A-42
54182-02	57A-28	54330-02	23-19	54446-02	156-30	54531-02	156-68
54182-02	58-27	54330-03	23-19	54446-02	157-30	54531-02	157-68
54186-02	10-90	54331-02	2-7	54446-02	157B-12	54531-02	157B-28
54187-02	10-90	54331-03	2-7	54447-02	150A-34	54534-05	56B-2
54188-02	13-14	54332-02	7-95	54447-02	156-32	54534-05	57A-38a
54190-02	134-12	54332-03	7-95	54447-02	157-32	54534-05	58B-29a
54190-03	30-19	54335-02	86-43	54447-02	157B-13	54534-05	58D-24
54190-03	134-12	54336-02	8-51	54449-02	150A-39	54534-06	56B-56
54196-02	37-78	54336-07	8-51	54449-02	156-65	54534-07	57A-11c
54197-02	48-5a	54337-02	63-28a	54449-02	157-65	54534-07	58-10b
54209-02	91-43	54337-02	169-143	54449-02	157B-26	54534-07	58B-7c
54214-02	99-44	54337-03	63-28a	54451-02	150A-37	54534-07	58D-8
54214-03	99-44	54337-03	169-144	54451-02	156-63	54537-02	130-11
54227-02	37-77	54337-04	63-28a	54451-02	157-63	54538-02	130-11
54228-02	36-49	54337-04	169-144	54451-02	157B-25	54539-02	130-11
54232-06	37-2	54337-05	63-28a	54453-02	150A-38	54540-02	4-27
54232-07	37-2	54337-05	169-144	54453-02	156-64	54541-02	150A-30
54232-20	33-3	54338-02	63-28	54453-02	157-64	54541-02	156-28
54232-20	37-1	54338-03	63-28	54453-02	157B-24	54541-02	157-28
54232-22	33-3	54339-02	8-49	54454-02	150A-40	54541-02	157A-27
54232-22	37-1	54339-03	8-49	54454-02	156-66	54541-02	157B-47
54232-26	33-3	54340-02	8-50	54454-02	157-66	54542-02	152-100
54232-26	37-1	54340-03	8-50	54454-02	157B-23	54542-02	154-20
54232-31	33-3	54341-02	89-41	54455-02	150A-41	54542-02	155-51
54232-31	37-1	54343-02	86-46	54455-02	156-67	54542-02	155A-37
54232-33	33-3	54343-03	89-44	54455-02	157-67	54558-02	150A-25
54232-33	37-1	54344-04	7-10a	54455-02	157B-22	54558-02	156-24
54232-37	33-3	54344-05	7-10a	54457-02	150A-36	54558-02	157-24
54232-37	37-1	54345-02	86-47	54457-02	156-34	54558-02	157A-5
54237-02	28-93	54345-02	89-45	54457-02	157-34	54558-02	157B-46
54240-02	28-94	54346-02	12-54	54457-02	157B-17	54562-02	63-70
54242-02	28-95	54346-02	12A-54	54458-02	150A-35	54567-02	150A-29

Revised: February 18, 1994

PIPER PARTS CATALOG

Part Number	Figure and Index No.	Part Number	Figure and Index No.	Part Number	Figure and Index No.	Part Number	Figure and Index No.
54567-02	156-62	54710-07	25-5	54926-03	131-67	55258-24	50B-19
54567-02	157-62	54710-08	24A-30	54926-03	132-68	55258-26	50B-19
54567-02	157B-21	54710-10	24A-31	54926-03	132A-38	55259-03	50B-19
54567-03	150A-28	54710-11	24A-31	54926-05	131-34	55259-07	50A-19
54567-03	156-27	54714-02	26-1	54926-05	132-70	55259-17	25-7
54567-03	157-27	54714-02	27-1	54926-11	132-71	55259-18	50B-19
54567-03	157B-9	54714-03	26-1	54927-02	73-5	55259-21	24-1
54569-02	150A-27	54714-03	27-1	54928-02	51-14	55259-21	24A-1
54569-02	156-26	54714-04	27-7	54928-03	51-14	55259-21	25-1
54569-02	157-26	54714-05	27-5	54928-04	51-12	55259-23	24A-1
54569-02	157B-10	54714-06	27-5	54928-05	51-12	55259-23	25-1
54577-02	12-14	54714-07	27-6	54928-06	50-21	55260-02	12A-47
54577-02	12A-14	54714-12	26-1	54928-07	50-21	55263-02	53-9
54577-03	12-14	54714-12	27-1	54928-08	50-21	55265-04	31-26
54577-03	12A-14	54714-13	26-1	54928-09	50-22	55265-04	50A-18
54577-04	12-14	54714-13	27-1	54931-02	33-43	55265-05	31-22
54577-04	12A-14	54714-18	26-1	54945-02	107-63	55267-04	50A-18
54580-02	148-3	54714-18	27-1	54945-02	108-62	55267-04	50B-18
54606-02	32-14	54714-19	26-1	55052-04	54-10	55267-05	50A-18
54606-03	32-12	54714-19	27-1	55192-05	43-62	55267-06	24A-9
54606-05	32-7	54750-02	110-38	55193-10	43-61	55267-07	24A-11
54606-06	32-22	54751-02	96-42	55194-02	43-64	55267-15	50A-18
54612-04	32-1	54757-02	152-16	55195-02	43-63	55267-15	50B-18
54612-05	31-1	54757-02	153-9	55201-02	43-9	55267-18	24A-8
54612-05	32-1	54757-02	154-17	55214-02	42-1	55267-19	24A-8
54612-06	31-1	54757-02	155-57	55214-02	43-1	55267-20	50B-18
54612-06	32-1	54799-02	67A-55	55214-03	42-1	55267-21	50B-18
54612-07	31-1	54800-54	167A-1	55214-03	43-1	55272-02	50A-6
54612-07	32-1	54817-02	55-59	55215-02	43-67	55272-03	50A-6
54615-02	148-9	54820-02	12A-60	55219-02	45-6	55275-02	30-22
54616-02	138-9	54820-03	12A-60	55220-02	45-5	55276-02	50A-34
54617-02	138-10	54842-02	108-100	55221-02	69-22c	55279-02	63-84
54628-03	63-100	54848-03	162-40	55223-02	43-65	55279-03	63-84
54637-02	78-8	54848-04	162-40	55224-02	69-22g	55279-04	63-84
54637-02	78A-7	54848-06	162-41	55242-04	53-18	55280-02	129-66
54638-02	132-72	54916-02	69-22	55245-05	10-35	55282-02	51A-6
54641-02	138-8	54923-02	130A-29	55245-05	12A-41	55282-02	51B-16
54641-02	138A-10	54924-02	130A-16	55253-02	12A-44	55283-02	50A-38
54642-02	132-46	54924-02	130B-16	55254-03	50A-20	55283-02	50B-38
54644-02	132-67	54925-05	130A-17	55254-03	50B-20	55286-02	50A-39
54649-02	131-40	54925-05	130B-17	55254-04	24A-25	55286-02	50B-39
54659-02	10-96	54925-06	130A-18	55254-05	24A-24	55287-06	50A-20
54659-02	30-21b	54925-06	130B-18	55254-10	50B-20	55287-06	50B-20
54663-02	10-95	54925-07	130A-19	55256-02	53-9	55288-02	51A-7
54663-02	30-21a	54925-07	130B-19	55256-02	139A-3	55288-03	51A-7
54668-02	67A-87	54925-08	131-13	55258-03	50A-19	55289-02	50A-38
54673-02	67A-86	54925-09	132-71	55258-03	50B-19	55289-02	50B-38
54692-02	50-30	54925-10	130A-19	55258-04	24A-2	55290-02	51A-5
54692-03	50-30	54925-10	130B-19	55258-04	24A-6	55292-02	50A-40
54705-02	65-5	54925-11	130A-21	55258-04	25-3	55292-02	50B-40
54706-02	91-44	54925-11	130B-21	55258-05	24A-5	55293-02	129A-49
54709-02	67A-30	54925-12	130A-20	55258-05	25-3	55297-02	10-52
54710-04	24A-20	54925-12	132-71	55258-12	50A-19	55297-04	19-2a
54710-05	24A-20	54926-03	130A-55	55258-12	50B-19	55302-05	56-16
54710-07	24A-29	54926-03	130B-20	55258-23	31-26	55302-06	56-16

Revised: February 18, 1994

PIPER PARTS CATALOG

Part Number	Figure and Index No.	Part Number	Figure and Index No.	Part Number	Figure and Index No.	Part Number	Figure and Index No.
55302-07	56-16	55356-04	56B-10	55407-02	62A-15	55430-18	56-2
55304-03	56-17	55356-05	56B-10	55408-02	100-2	55430-18	56-3
55305-03	56-20	55364-02	56B-10	55410-02	51A-22	55430-18	57A-1
55305-05	56-20	55364-03	56B-10	55410-02	51B-5	55430-18	58-1
55306-06	56-7	55364-04	56B-10	55410-03	56-30	55430-19	56-2
55306-07	56-8	55364-05	56B-10	55414-02	62A-15	55430-19	56-3
55306-10	56-7	55365-02	12A-48	55416-02	116-5	55430-19	57A-1
55306-12	56-8	55367-02	56B-7	55417-02	62A-13	55430-19	58-1
55307-03	56-18	55375-02	56B-7	55421-02	56-26	55430-20	56-4
55309-03	56-15	55377-02	28-17b	55423-02	138A-12	55430-20	58B-1
55310-02	56-12	55379-02	28-80	55427-02	62A-13	55430-21	56-2
55310-03	56-12	55382-02	55-20	55430-02	56-2	55430-21	56-3
55311-02	125-1	55383-02	28-82	55430-02	56-3	55430-21	57A-1
55311-03	125-1	55383-03	28-82	55430-02	57A-1	55430-21	58-1
55311-04	125-1	55386-02	57A-12	55430-02	58-1	55430-22	56-2
55311-05	125-1	55386-02	58-11	55430-03	56-4	55430-22	56-3
55315-05	50A-20	55386-03	58B-30	55430-03	58B-1	55430-22	57A-1
55315-05	50B-20	55386-04	57A-12	55430-04	56-2	55430-22	58-1
55316-02	69-15	55386-04	58-11	55430-04	56-3	55430-23	56-4
55316-02	169-42	55386-05	57A-12	55430-04	57A-1	55430-23	58B-1
55317-02	50A-27	55386-05	58-11	55430-04	58-1	55430-24	56-3
55317-02	50B-27	55386-06	58B-30	55430-05	56-2	55430-24	57A-1
55319-02	110-110	55387-02	57A-12	55430-05	56-3	55430-25	56-3
55320-02	110-111	55387-02	58-11	55430-05	57A-1	55430-25	57A-1
55323-05	30-23	55387-03	58B-30	55430-05	58-1	55430-26	56-3
55331-03	54-6	55387-04	57A-12	55430-06	56-4	55430-26	57A-1
55331-04	54-2	55387-04	58-11	55430-06	58B-1	55430-27	56-3
55331-05	54-9	55387-05	57A-12	55430-07	56-3	55430-27	57A-1
55331-10	54-11	55387-05	58-11	55430-07	57A-1	55430-28	56-2
55331-11	54-3	55387-06	58B-30	55430-08	56-3	55430-28	56-3
55331-12	54-2	55389-02	57A-8	55430-08	57A-1	55430-28	57A-1
55331-17	54-35	55389-02	58-8	55430-09	56-3	55430-29	56-2
55331-18	54-36	55389-02	58B-5	55430-09	57A-1	55430-29	56-3
55331-22	54-6	55389-02	58C-5	55430-10	56-2	55430-29	57A-1
55335-04	50A-37	55389-02	62B-2	55430-10	56-3	55430-29	58-1
55335-06	50B-37	55389-03	57A-8	55430-10	57A-1	55430-30	56-2
55339-02	51A-3	55390-02	57A-10	55430-10	58-1	55430-30	56-3
55339-03	51A-3	55390-02	58-10	55430-11	56-4	55430-30	57A-1
55340-02	51A-4	55390-02	58B-7	55430-11	58B-1	55430-31	56-2
55340-03	51A-4	55390-02	58C-7	55430-12	56-2	55430-31	56-3
55340-08	51B-8	55390-02	62B-4	55430-12	56-3	55430-31	57A-1
55340-09	51B-8	55391-02	58C-8	55430-12	57A-1	55430-31	58-1
55346-04	56-13	55391-03	58C-8	55430-12	58-1	55431-02	56-5
55346-05	56-13	55391-13	58B-17a	55430-13	56-2	55431-02	58C-1
55346-06	56-13	55391-14	58B-17a	55430-13	56-3	55431-03	56-5
55346-07	56-13	55391-14	58C-17a	55430-13	57A-1	55431-03	58C-1
55346-09	56-13	55396-02	138A-1	55430-13	58-1	55431-04	56-5
55348-04	51A-1	55401-04	138A-14	55430-14	56-4	55431-04	58C-1
55348-04	56-11	55405-02	57A-8	55430-14	58B-1	55438-02	54-39
55348-05	51A-1	55405-02	58-8	55430-15	56-3	55438-28	58-1
55348-05	56-11	55405-02	58B-5	55430-15	57A-1	55438-30	58-1
55348-06	51B-1	55405-02	58C-5	55430-16	56-3	55447-02	79-46
55348-07	51B-1	55405-02	62B-2	55430-16	57A-1	55450-02	54-41
55356-02	56B-10	55405-03	57A-8	55430-17	56-3	55509-02	146D-2
55356-03	56B-10	55406-02	100-1	55430-17	57A-1	55543-02	133-63

Revised: February 18, 1994

PIPER PARTS CATALOG

Part Number	Figure and Index No.	Part Number	Figure and Index No.	Part Number	Figure and Index No.	Part Number	Figure and Index No.
55548-02	169-107	55877-04	122A-46	56957-43	58D-36	60998-16	58B-7b
55549-02	169-108	55898-02	30-25	56957-44	58D-37	60998-16	58D-7
55567-04	63-53	55912-02	51B-7	56957-45	58D-41	60996-16	62B-4c
55589-03	62B-8	55912-03	51B-7	56972-131	130B-57	61402-81	72-15
55590-02	62B-23	55930-02	63-91	56976-02	130A-60	61402-90	36-32
55599-02	62B-28	55930-03	63-91	56976-02	131-14	61402-93	33-18
55601-02	19-40	55930-04	63-91	56976-03	130A-60	61402-98	39-26
55601-02	30-54	55930-05	63-91	56976-03	131-16	61402-99	36-25
55603-02	62B-7	55930-06	63-91	56976-04	130A-58	61402-101	104-8
55606-02	62B-9	55930-07	63-91	56976-05	130A-58	61402-102	104-9
55607-02	62B-6	55933-08	122A-45	56976-07	118-34	61402-103	28-58
55626-02	62B-5	55938-02	50A-5	56977-03	45-7	61402-104	49-53
55626-03	62B-5	55944-02	50B-5	56977-03	45-8	61402-105	49-54
55627-02	56-6	55944-02	51B-10	56977-04	157A-51	61402-105	50-62
55627-02	62B-1	55947-02	51B-11	56977-05	157A-52	61402-105	50A-23
55627-03	56-6	55947-02	55-20	56977-06	43-72	61402-105	50B-23
55627-03	62B-1	55947-08	55-31	56977-07	43-72	61541-10	46-49
55627-05	56-6	55948-02	50B-7	56977-08	7-10	61541-26	130-27
55627-05	62B-1	55948-03	50B-7	56983-02	25-15	61541-28	67-14
55633-03	26-37	55954-02	51B-10	56985-02	118-8	61541-30	67-15
55650-04	63-53	55956-02	51B-12	57258-02	50-84	61541-30	67A-15
55652-03	53-12	55956-03	51B-12	57258-02	50A-52	61541-42	67-16
55674-02	135-2	55958-04	50B-45	57258-02	50B-50	61541-42	67A-16
55684-02	64-18	55958-05	50B-45	57279-02	154-68	61541-42	162-27
55684-02	64-32	55963-02	50B-6	57900-02	133-79	61541-43	64-3
55693-02	63-89	55963-03	50B-6	58253-02	133-80	61541-45	67-17
55758-02	133-73	55963-15	50B-6	58382-02	57A-51	61541-45	67-18
55758-04	133-73	55963-16	50B-6	58382-02	58-51	61541-45	67A-17
55758-06	133-73	55981-02	50B-5	58382-03	57A-51	61541-45	67A-18
55770-02	10-108	55984-02	30-24	58382-03	58-51	61541-45	155-66
55771-02	16-51a	55989-02	50B-44	58905-02	62B-6	61541-45	155A-55
55799-02	167B-6	55989-03	50B-44	58905-09	62B-6	61541-50	162-29
55802-12	145-1	55991-09	63-53	58909-02	62B-1	61541-51	162-28
55802-13	145-1	55991-10	63-53	58909-03	62B-1	63900-22	30-2
55802-15	145-2	55992-02	51B-9	59105-02	63-71	70316-02	82-58
55802-16	145-2	55992-03	51B-9	59105-02	169-106	70353-02	36-48
55817-02	107-85	55996-02	56-16b	59106-02	135-42	70371-00	95-42
55817-02	108-101	56200-02	126-19	59199-02	157-80	70371-02	46-62
55841-02	69-58	56200-03	126-20	59199-02	157B-61	70371-02	79-17
55842-02	56A-79	56200-04	126-21	60054-14	29-10	70371-02	117-34
55842-02	56B-64	56951-04	30-6	60054-18	81-20	70371-02	118-30
55846-04	57A-11b	56952-15	67-79	60054-36	56A-30	70371-02	122-28
55846-04	58D-6	56952-15	67A-25	60054-43	56A-30	70371-02	123-12
55846-05	57A-11b	56952-15	83-57	60054-43	56A-47	70371-03	79-16
55846-05	58B-7a	56952-16	122A-9	60054-43	56B-26	70371-03	117-35
55846-05	62B-4a	56952-43	69-47	60054-43	56B-41	70371-03	118-31
55849-00	58D-4	56953-06	125-54	60704-02	167-8	70371-03	122-29
55849-01	58D-4	56953-06	139A-50	60704-02	167A-8	70371-03	123-13
55858-02	135-16a	56956-14	7-107	60998-15	57A-11d	70476-02	57A-52a
55876-03	50A-34	56956-15	7-107	60998-15	58-10c	70476-02	58-52a
55876-03	50B-34	56957-38	57A-54a	60998-15	58B-7b	70476-03	57A-52a
55877-02	51B-15	56957-38	58-54a	60998-15	58D-7	70476-03	58-52a
55877-02	122A-46	56957-38	58B-39d	60998-15	62B-4c	70476-03	58B-39a
55877-03	51B-15	56957-40	57A-54	60998-16	57A-11d	70476-12	58D-29
55877-04	51B-15	56957-40	58-54	60998-16	58-10c	71013-02	167B-10

Revised: February 18, 1994

PIPER PARTS CATALOG

Part Number	Figure and Index No.	Part Number	Figure and Index No.	Part Number	Figure and Index No.	Part Number	Figure and Index No.
71014-02	73-9	71087-04	138A-25	71193-02	139A-1	71608-03	50B-2i
71015-02	157A-50	71089-04	96-8	71214-02	125-56	71608-04	50B-2i
71018-02	146D-3	71089-05	96-8	71214-02	169-147	71608-05	50B-2i
71018-02	147C-2	71092-02	134-37	71305-02	148A-4a	71610-02	133-90
71020-02	150A-24	71092-02	169-128	71360-02	43-60	71614-02	139A-54
71020-02	157-23	71094-02	43-65	71364-02	65-19	71620-02	133-91
71024-02	154-56	71094-03	43-65	71366-02	65-6	71624-02	133-92
71024-02	155-43	71099-02	14-12	71386-02	157A-48	71627-02	130B-14
71025-02	154-59	71100-02	50B-36	71386-02	169-133	71635-02	16-50
71025-02	169-130	71100-03	50B-36	71415-03	28-63	71635-03	12-13
71026-02	155-42	71100-04	30-25	71423-02	56-16c	71636-02	30-24
71026-02	169-130	71109-02	9-35	71429-02	133-22	71637-02	139A-31
71027-04	97-7	71109-03	9-35	71450-02	27-20	71637-02	169-78
71027-05	97-7	71109-04	9-36	71450-02	169-119	71644-04	137-11
71028-04	96-8	71109-05	9-36	71450-03	26-40	71644-05	136-21
71028-05	96-8	71112-02	98-1	71450-03	169-118	71644-05	137-9
71042-02	98-3a	71112-02	99-1	71450-04	26-39	71644-06	133-3
71042-03	99-3a	71114-02	55-26	71450-04	169-117	71644-07	133-3
71047-02	63-49	71116-02	14-13	71450-05	26-38	71644-09	137-10
71052-02	98-92	71118-02	9-44	71450-05	169-116	71644-11	137-21
71054-02	98-93	71118-04	9-44	71455-02	134-38	71644-12	137-12
71055-02	125-17	71118-05	9-44	71455-05	134-41	71646-07	72-1a
71056-02	104-39	71128-12	63-53	71455-07	134-39	71646-08	72-1a
71059-06	33-37	71128-13	63-53	71455-10	134-40	71646-10	72-1a
71059-07	33-37	71128-14	63-53	71479-02	63-85	71648-02	150A-73
71063-02	5-39	71129-02	119-60	71479-03	63-85	71648-02	169-120
71063-03	5-39	71129-02	169-121	71486-02	154-30	71649-02	135-15a
71064-02	24A-44	71132-02	7-106	71486-02	155-39	71650-02	156-19
71064-03	24A-44	71132-03	7-106	71486-02	169-86	71650-02	157B-2
71066-02	50A-10	71132-04	7-106	71505-02	Misc.	71650-02	169-132
71066-02	50B-10	71132-05	7-106	71505-03	Misc.	71651-02	157-19
71066-02	169-22	71139-02	2-12	71522-02	118-34	71651-02	157B-2
71073-02	50B-46	71140-02	28-104	71533-02	33-16	71651-02	169-132
71073-03	50B-48	71143-02	133-86	71533-02	34-20a	71656-04	58-9
71074-02	50B-46	71147-03	139A-7a	71534-04	155A-16	71658-02	58D-22
71074-03	50B-48	71149-02	53-9	71549-02	64-18	71658-07	58D-21
71076-02	148A-3a	71149-02	139A-3	71550-02	126-13	71658-09	58D-17
71077-04	148A-1	71152-02	53-1	71552-02	125-7	71658-14	58D-35
71079-04	50B-45	71152-02	139A-2	71553-02	50B-6	71658-15	58D-34
71079-05	50B-45	71152-06	139A-2	71553-03	50B-6	71658-24	58D-18
71080-02	157-13	71158-02	57A-50	71562-02	72-19	71658-47	58D-13
71080-02	157B-1	71158-02	58-50	71562-03	72-19	71658-53	58D-23
71080-03	156-13	71158-03	57A-50	71565-02	167B-3	71658-54	58D-23
71080-03	157B-1	71158-03	58-50	71574-02	24A-26	71660-14	58-10a
71080-04	157-13	71162-02	Misc.	71578-02	162-4 1	71660-15	58-10a
71080-05	156-13	71164-02	130B-29	71583-02	125-5 2	71673-02	12A-48
71080-06	157B-1	71165-03	139A-54	71583-03	125-52	71674-02	133-93
71080-07	157B-1	71176-02	130B-60	71588-02	125-53	71675-02	133-93
71081-02	50B-44	71181-02	64-18	71588-03	125-53	71689-02	130B-66
71081-03	50B-44	71183-02	64-19	71589-02	84-8	71694-02	Misc.
71083-02	51B-8	71187-02	138-19	71594-02	99-6	71694-02	Misc.
71083-03	51B-8	71187-02	138A-7	71599-02	99-42	71696-17	24A-35
71085-02	130B-27	71187-03	138-19	71605-02	38-18	71696-19	24A-39
71086-03	104-40	71187-03	138A-7	71606-02	131A-40	71696-20	24A-39
71087-02	169-77	71188-02	26-34	71608-02	50B-21	71696-21	24A-37

Revised: February 18, 1994

PIPER PARTS CATALOG

Part Number	Figure and Index No.	Part Number	Figure and Index No.	Part Number	Figure and Index No.	Part Number	Figure and Index No.
71696-22	24A-37	71888-02	7-111	72966-02	169-149	74060-02	135-12
71698-02	100-10	71888-03	7-113	72966-03	63-103	74061-02	125-28
71699-02	16-7	71900-08	162-43	72966-03	169-145	74067-02	66-8
71699-02	16-9	71914-02	57A-8	73009-02	43-21	74067-02	68-37
71699-02	16-10	71914-02	58D-2	73047-02	36-44	74069-03	26-42
71699-03	16-7	71914-03	57A-8	73078-02	28-66	74072-02	26-20
71699-03	16-8	71914-03	58B-5	73105-02	28-23	74072-02	30-46
71699-03	16-9	71914-12	57A-10	73106-02	26-48	74075-02	136-18
71699-03	16-10	71914-12	58-10	73143-02	23-25	74075-02	137-22
71699-04	16-8	71914-12	58D-3	73143-03	23-26	74086-02	65-6
71699-05	16-11	71914-13	57A-10	73172-02	147B-7	74087-02	38-20
71699-06	16-11	71914-13	58-10	73344-02	38-89	74087-02	38-22
71700-02	36-38	71914-13	58B-7	73344-03	38-89	74087-02	42-13
71700-03	36-49	71914-16	58-8	73344-04	38-89	74092-02	84-24
71705-04	133-89	71914-17	58-8	73344-05	38-89	74093-02	86-42
71707-02	133-87	71914-18	62B-2	73652-02	125-26	74093-02	89-40
71711-02	24A-26	71914-19	62B-4	73652-03	125-26	74099-02	7-15
71711-02	32-78a	71934-02	169-141	73786-02	7-46	74099-03	7-15
71711-04	24A-26	71934-03	169-141	74011-02	129A-77	74106-02	64-56
71711-04	32-78a	71936-02	58D-40	74011-02	129B-34	74106-02	169-140
71722-08	58D-15	71939-02	148-4	74011-03	129A013	74107-02	157B-54
71722-09	58D-12	71944-02	146E-3	74011-04	129A-36	74107-02	169-151
71738-02	16-51a	71944-02	147B-3	74011-04	129B-13	74120-02	9-42
71739-02	65-11	71944-03	146E-4	74011-05	129A-34	74122-02	157B-44
71790-02	15-2	71944-03	147B-4	74011-05	129B-31	74122-03	157B-44
71817-02	Misc.	71945-02	146E-2	74011-06	129A-12	74125-02	43-70
71823-02	56-3	71945-02	147B-2	74011-06	129B-12	74134-02	93-1
71823-02	57A-1	71948-02	14-27	74011-07	129A-35	74134-03	93-1
71823-03	56-3	71948-02	16-43	74011-07	129B-32	74134-04	85-33
71823-03	57A-1	71951-02	106-26	74011-08	129A-15	74134-04	86-26
71823-04	56-2	71973-02	Misc.	74011-08	129B-15	74134-04	87-26
71823-04	58-1	71974-16	26-49	74011-09	129A-17	74134-04	93-1
71823-05	56-2	71974-23	26-50	74011-09	129B-46	74134-05	88-33
71823-05	58-1	72025-02	Misc.	74011-10	129A-14	74134-05	89-26
71823-10	56-4	72098-02	125-27	74011-10	129B-14	74134-05	90-29
71823-10	58D-1	72159-02	Misc.	74011-11	129A-16	74134-05	93-1
71823-11	56-4	72607-03	62B-4b	74012-02	155A-39	74177-02	110-26
71823-11	58B-1	72607-04	62B-20	74012-04	155A-39	74178-02	110-35
71824-06	58D-9	72682-10	38-19	74017-03	50B-21	74196-04	26-44
71824-08	58D-10	72682-12	38-21	74019-03	50B-51	74199-02	50B-28
71830-02	73-8	72682-14	42-12	74020-02	155A-14	74199-03	50B-30
71832-02	73-9	72781-02	9-37	74020-02	169-150	74237-05	28-19
71833-02	155A-30	72781-03	9-37	74022-02	155A-14	74240-02	63-4
71833-03	155A-29	72781-04	9-38	74022-02	169-150	74240-02	64-14
71834-02	Misc.	72781-05	9-38	74023-02	155A-9	74242-02	43-6
71839-04	155A-36	72796-04	54-44	74027-02	34-24	74243-02	106-10
71844-02	43-4	72850-02	133-83b	74034-02	100-1	74244-02	10-111
71853-02	155A-26	72850-02	169-148	74035-02	100-2	74245-02	7-108
71854-02	155A-1	72858-02	101-40	74044-02	30-56	74248-02	19-42
71864-02	150A-23	72962-08	7-108	74044-03	26-41	74461-02	8-16
71864-02	156-61	72962-09	7-108	74046-02	84-15a	74461-03	8-16
71864-02	157-61	72962-10	7-108	74046-02	168-46	75619-03	63-8
71864-02	157A-4	72962-11	7-108	74047-02	168-12	79315-00	169-109
71864-02	157B-48	72966-02	138-45	74047-02	168-95	79399-00	67-3
71887-02	7-112	72966-02	138A-45	74051-02	125-29	79399-00	67A-4

Revised: February 18, 1994

PIPER PARTS CATALOG

Part Number	Figure and Index No.	Part Number	Figure and Index No.	Part Number	Figure and Index No.	Part Number	Figure and Index No.
79399-02	67-3	80013-07	51-28	80122-78	135-25	80344-02	138A-22
79399-02	67A-4	80013-10	51-30	80122-111	26-18	80344-02	169-75
80001-30	51-55	80013-10	51A-14	80122-111	30-51	80353-02	50-5
80002-84	56A-38	80013-11	51-29	80122-122	37-79	80353-02	50A-12
80002-84	56B-33	80013-28	138A-3	80122-122	108-95	80353-02	169-23
80002-85	67-75	80014-09	55-52	80122-123	126-6	80354-02	138-23
80002-85	67A-77	80014-19	51-56	80122-128	38-74	80354-02	138-35
80002-85	131-46	80017-29	162-42	80122-129	38-86	80354-02	169-72
80002-85	131A-27	80017-30	162-43	80122-130	38-86	80358-02	138-43
80002-85	132-60	80017-31	162-43	80122-131	38-86	80358-02	169-74
80002-85	132A-33	80022-74	100-8	80122-151	32-98	80359-02	138-43
80002-85	159-62	80022-87	100-9	80122-154	38-74	80359-02	169-74
80004-11	91-11	80022-103	103-22	80122-155	38-86	80360-02	138-32
80004-18	86-8	80022-113	101-38	80245-02	63-74	80360-02	169-70
80004-18	89-8	80022-114	79-19	80245-02	169-36	80362-02	138-32
80005-02	119-12	80022-114	149-50	80247-02	63-42	80362-02	169-70
80005-03	119-13	80024-05	125-11	80247-02	169-34	80363-02	25-60
80006-03	127-28	80024-06	110-94	80269-02	138-43	80363-02	169-115
80006-04	68-19	80024-14	152-26	80269-02	169-74	80365-02	138-43
80006-10	137-28	80024-14	153-19	80285-02	52-17a	80365-02	169-74
80006-11	137-29	80024-14	154-26	80285-02	169-123a	80372-02	78-13
80006-11	137-30	80024-14	155-19	80291-02	152-37	80372-02	78A-14
80006-12	137-30	80024-15	111-53	80291-02	153-39	80372-02	169-44
80006-18	137-29	80024-17	111-54	80291-02	169-89	80373-02	138-32
80006-47	122A-19	80024-18	111-55	80291-03	152-37	80373-02	169-70
80006-48	122A-19	80024-19	111-56	80291-03	153-39	80375-02	138-32
80007-04	125-50	80024-47	65-12	80291-03	169-89	80375-02	169-70
80007-33	68-32	80027-08	46-47	80298-02	32-99	80393-02	138-31
80007-35	162-39	80027-09	46-65	80298-02	169-9	80393-02	169-69
80007-39	130B-68	80032-02	162-30	80311-02	138-32	80418-02	166-9
80009-04	136-40	80032-87	117-42	80311-02	169-70	80418-02	169-94
80009-04	137-12	80032-87	117-50	80312-02	138-32	80428-02	50-44
80011-06	119-10	80033-07	20-71	80312-02	169-70	80428-02	169-21
80012-06	63-101	80041-04	49-43	80314-02	138-43	80442-02	150A-73
80012-20	32-72	80041-04	50-53	80314-02	169-74	80442-02	169-120
80012-57	99-45	80044-02	51-55	80323-02	63-71	80442-02	150A-73
80012-59	85-79	80044-02	55-52	80323-02	169-35	80442-03	169-120
80012-59	86-95	80044-02	60-23	80323-03	63-71	80454-02	80-4a
80012-59	87-72	80044-03	51-56	80323-03	169-35	80454-02	169-45
80012-59	88-70	80044-13	51B-17	80333-02	168-12	80455-02	80-4b
80012-59	89-89	80045-08	24-29	80333-02	169-95	80455-02	169-45
80012-59	90-65	80045-08	25-9	80336-02	138-31	80468-02	56-22
80012-95	107-36	80045-09	24-30	80336-02	169-69	80468-02	61-23
80012-95	107-40	80045-09	32-24	80338-02	150A-53	80468-02	169-29
80012-95	108-36	80045-10	24-31	80338-02	169-86	80486-02	63-88
80012-95	108-40	80045-10	27-8	80338-03	150A-53	80486-02	169-39
80012-108	109-7	80045-11	24-32	80338-03	169-86	80488-02	138A-25
80012-108	109-11	80045-11	32-25	80340-02	150A-52	80488-02	169-77
80012-109	27-15	80048-04	91-35	80340-02	169-87	80489-02	138A-25
80012-109	109-8	80122-07	55-18	80340-03	150A-52	80489-02	169-77
80012-110	109-9	80122-07	55-45	80340-03	169-87	80499-02	63-88
80012-110	109-12	80122-10	30-18	80341-02	150A-54	80499-02	169-39
80012-112	105-2	80122-11	61-8	80341-02	169-87	80499-03	63-88
80012-116	56A-67	80122-11	105-25	80341-03	150A-54	80499-03	169-39
80012-116	56B-51	80122-22	28-87	80341-03	169-87	80500-02	63-74

PIPER PARTS CATALOG

Part Number	Figure and Index No.	Part Number	Figure and Index No.	Part Number	Figure and Index No.	Part Number	Figure and Index No.
80500-02	169-36	80623-02	157B-2	81342-19	117-53	82371-45	130B-53
80500-03	63-74	80623-02	169-132	81342-19	118-29	82371-46	131-63
80500-03	169-36	80624-02	154-59	81342-19	123-14	82371-46	132-2
80505-02	169-80	80624-02	155-42	81342-56	136-7	82371-46	159-73
80505-03	169-80	80624-02	169-130	81342-56	137-46	82371-47	67-21
80509-02	63-71	80642-02	150A-84	81342-64	56A-46	82371-47	67A-21
80509-02	169-35	80642-02	156-76	81342-64	56B-40	82371-47	67A-88
80509-03	63-71	80642-02	157-76	81342-68	99-20	82371-47	130B-65
80509-03	169-35	80642-02	169-129	81342-71	24-34	82371-47	131-4
80510-02	63-71	80668-02	154-30	81342-71	24A-43	82371-47	131A-4
80510-02	169-35	80668-02	155-39	81342-71	25-11	82371-47	132-3
80510-03	63-71	80668-02	169-86	81342-71	32-4	82371-47	132A-2
80510-03	169-35	80669-02	150A-53	81342-78	107-23	82371-47	159-4
80515-02	143-15	80669-02	155A-22	81342-78	108-21	82371-51	64-1
80515-02	169-80	80669-02	156-52	81342-89	107-27	82371-51	67-18
80515-03	143-15	80669-02	157-52	81342-89	108-25	82371-51	67-67
80515-03	169-80	80669-02	157A-26	81342-89	109-34	82371-51	67A-18
80520-02	154-59	80669-02	157B-42	81342-90	107-27	82371-51	131-60
80520-02	155-42	80669-02	169-86	81342-90	108-25	82371-51	132-4
80520-02	169-130	80675-02	138A-25	81342-90	109-34	82371-51	159-71
80529-02	167-7	80675-02	169-77	81342-91	107-27	82371-54	67-25
80529-02	169-94	80680-02	138A-25	81342-91	108-25	82371-54	67A-24
80536-02	138A-24	80680-02	169-77	81342-91	109-34	82371-72	130B-64
80536-02	169-76	80680-03	138A-25	81342-92	107-28	82371-89	67-13
80537-02	154-73	80680-03	169-77	81342-92	108-26	82371-89	67A-14
80537-02	169-131	80682-02	64-10	81342-100	99-27	82371-89	153-3
80537-03	154-73	80682-02	169-40	81342-101	63-55	82371-89	154-70
80537-03	169-131	80687-02	167A-9	81352-27	62-20	82371-89	155-74
80538-02	155-45	80687-02	169-94	81352-30	62-20	82371-89	155A-15
80538-02	169-131	80704-02	157A-48	81761-43	62-21	82371-90	46-49
80538-03	155-45	80704-02	157A-49	81761-61	136-22	82371-92	67-84
80538-03	169-131	80704-02	157B-49	81761-63	80-24	82371-92	67A-28
80558-02	138A-24	80704-02	169-134	81761-65	128-73	82371-92	130B-52
80558-02	169-76	80755-02	63-94	81761-65	129-62	82371-93	67-85
80563-02	138A-25	80755-02	169-3	81761-65	129A-56	82371-93	67A-29
80563-02	169-77	81102-35	109-29	82352-101	66-10	82371-104	70-47
80565-02	138A-25	81102-36	109-29	82352-103	28-55	82371-104	73-15
80565-02	169-77	81102-37	109-29	82371-23	14-38	82371-106	67-23
80585-02	63-71	81262-107	28-7	82371-23	67-19	82371-106	67A-22
80585-02	169-35	81262-108	28-8	82371-23	67-67	82371-106	131-5
80585-03	63-71	81262-108	28-107	82371-23	67A-19	82371-106	131A-5
80585-03	169-35	81262-109	104-45	82371-23	67A-26	82371-106	132-5
80586-02	63-71	81262-110	30-13	82371-23	130B-69	82371-106	132A-3
80586-02	169-35	81342-08	85-83	82371-25	67-25	82371-106	159-5
80586-03	63-71	81342-08	86-83	82371-25	67A-24	82371-110	130B-54
80586-03	169-35	81342-08	87-81	82371-35	64-49	82371-111	67-10
80614-02	63-95	81342-08	88-74	82371-35	67-20	82371-111	67A-11
80614-02	169-110	81342-08	89-81	82371-35	67A-20	82371-112	67-11
80615-02	50A-13	81342-08	90-76	82371-35	131-3	82371-112	67A-12
80615-02	50B-13	81342-09	2-44	82371-35	131-69	82371-114	125-49
80615-02	169-23	81342-09	35-66	82371-35	131A-3	82371-114	158-59
80622-02	157-19	81342-18	79-44	82371-35	132-1	82371-115	46-47
80622-02	157B-2	81342-18	95-68	82371-35	132A-1	82371-116	90-82
80622-02	169-132	81342-18	122-37	82371-35	159-3	82371-119	152-42
80623-02	156-19	81342-19	95-68	82371-44	132-65	82371-119	153-29

Revised: February 18, 1994

PIPER PARTS CATALOG

Part Number	Figure and Index No.	Part Number	Figure and Index No.	Part Number	Figure and Index No.	Part Number	Figure and Index No.
82371-119	154-42	83303-02	30-21	90797-72	2-25	187 531	25-10
82371-119	155-29	83303-02	134-12b	90797-72	162-10	187 542	26-5i
82371-129	64-48	83303-03	57-28	91193-00	79-17	187 610	83-67
82371-135	130A-22	83303-03	57A-23	91193-00	81-29	189 625	67-54
82371-135	130B-22	83303-03	58-22	91193-00	95-67	189 625	67A-80
82371-137	130A-57	83303-03	58D-19	99361-00	56B-8	189 625	68-18
82371-137	130B-49	85012-30	59-23	99361-00	57A-4	189 625	88-89
82371-137	131-14	85012-30	59-61	99361-00	58-4	189 625	89-54
82371-137	131A-8	85012-65	85-85	99361-00	58B-4	189 625	90-62
82371-137	132-19	85012-65	86-84	99361-00	58C-4	189 625	117-71
82371-137	132A-9	85012-65	86-85	980024-501	63-19	189 625	122-30
82371-138	130A-57	85012-65	86-92	980024-501	64-22	189 625	130-48
82371-138	130B-49	85012-65	87-82			189 625	130A-49
82371-138	131-16	85012-65	88-76			189 625	132-75
82371-138	131A-10	85012-65	89-82			189 625	135-22
82371-138	132-66	85012-65	89-83			189 625	138-5
82371-148	130B-55	85012-65	89-85			189 626	138-7
82732-56	157A-47	85012-65	90-77			189 627	130-49
82732-109	6-4	85012-94	135-26			189 627	130A-50
83161-03	68-21	85012-101	69-10	147 120	30-44	189 627	138-6
83161-12	66-12	85012-101	70-10	147 120	49-11	189 631	129B-52
83161-19	66-14	85012-105	38-78	147 120	50-14	189 715	24-45
83161-22	66-24	85012-121	58D-16	147 120	51-18	189 729	32-91
83161-22	68-32	85012-125	38-86	149 084	51-15	189 743	2-73
83161-25	65-32	85052-41	118-8	149 111	11-51	189 743	80-27
83161-25	65-39	85052-45	119-9	149 111	29-40	189 745	32-26
83161-25	66-3	85166-02	38-29	149 111	79-14	189 777	125-51
83161-25	66-13	85166-03	38-29	149 111	137-48	228 493	56B-54
83161-25	68-10	85169-02	53-8	149 205	3-7	400 002	42-44
83161-34	68-12	85169-02	139-14	149 211	27-19	400 002	96-20
83161-35	149-51	85169-02	139A-14	149 392	24-37	400 002	97-19
83161-36	149-52	85512-26	158-68	149 392	24A-41	400 002	97A-37
83285-02	98-39	85512-28	29-23	149 392	27-19	400 002	119-39
83285-02	98-54	86092-85	57-29	149 529	50A-53	400 003	9-43
83285-02	98-64	86092-86	57-40	149 529	50B-52	400 003	33-31
83285-02	101-15	86092-87	62-25	149 530	50A-53	400 003	38-72
83285-02	103-37	86092-87	62A-34	149 530	50B-52	400 003	62A-11
83285-02	105-32	86092-92	123-15	180 400	23-22	400 003	109-28
83302-12	95-7	86092-96	127-27	180 425	54-31	400 003	146-16
83302-12	95-17	86092-98	127-23	180 426	54-32	400 004	2-38
83302-13	72-8	86092-107	137-47	180 428	24-40	400 004	7-47
83302-23	29-15	86102-11	58A-16	180 428	24-42	400 004	146E-5
83302-32	42-36	86102-11	58A-29	180 428	24-44	400 008	38-59
83302-47	84-10	86102-11	58B-23	180 428	24A-36	400 008	98-70
83302-54	42-35	86102-11	58C-23	180 428	24A-38	400 008	100-22
83302-61	56A-20	86102-12	96-43	180 428	24A-40	400 008	100-29
83302-61	56B-16	86102-56	59-12	180 428	51A-2a	400 009	2-83
83302-61	81-18	86102-56	59-55	180 428	51B-3	400 009	52-18
83302-67	29-25	86102-104	2-48	181 231	50A-33	400 009	100-27
83302-69	28-67	86102-105	2-48	181 231	50B-33	400 009	102-28
83302-71	28-69	86102-106	2-48	187 527	26-31	400 009	104-33
83302-82	84-20	86142-34	122-18	187 527	30-50	400 011	2-28
83302-83	32-67	86142-34	122A-18	187 528	24-22a	400 011	52-19
83302-84	137-23	86142-45	117-58	187 528	24A-15	400 012	38-43
83302-85	77-17	90797-56	68-19	187 528	32-13	400 012	102-23

Revised: February 18, 1994

PIPER PARTS CATALOG

Part Number	Figure and Index No.	Part Number	Figure and Index No.	Part Number	Figure and Index No.	Part Number	Figure and Index No.
400 014	157A-47	400 437	98-82	400 441	88-83	400 672	88-61
400 015	43-50	400 437	125-39	400 441	89-96	400 672	95-59
400 016	100-30	400 437	131-55	400 441	90-78	400 673	32-81
400 018	109-24	400 437	131A-34	400 441	91-39	400 673	95-55
400 019	28-87	400 437	132-64	400 441	92-19	400 673	100-36
400 051	104-42	400 437	132A-37	400 441	101-37	400 674	26-17
400 051	105-36	400 437	158-72	400 441	103-46	400 674	30-45
400 051	108-98	400 438	28-71	400443	28-11	400 674	87-77
400 052	108-99	400 438	28-72	400 443	35-62	400 674	90-72
400 053	104-30	400 438	34-47	400 443	103-39	400 675	26-46
400 054	81-32	400 438	35-53	400 443	1478-4	400 675	102-20
400 055	103-23	400 438	37-62	400 444	10-105	400 677	105-31
400 055	108-95	400 438	38-11	400 444	37-79	400 678	27-14
400 055	108-96	400 438	42-11	400 444	38-60	400 698	106-20
400 057	95-53	400 438	67-30	400 444	59-24	400 699	31-29
400 058	71-21	400 438	67A-83	400 444	59-57	400 700	100-35
400 060	105-28	400 438	71-18	400 444	101-34	400 706	33-30
400 100	137-37	400 438	73-35	400 444	108-27	400 743	43-54
400 102	71-16	400 438	74-19	400 444	127-33	400 748	43-54
400 102	86-92	400 438	98-69	400 446	2-46	400 867	56A-44
400 102	89-85	400 438	104-46	400 446	23-10	400 867	56B-38
400 102	119-37	400 438	106-16	400 446	106-22	400 867	56B-44
400 103	106-20	400 438	118-21	400 446	109-25	400 868	101-18
400 104	71-20	400 438	129B-33	400 446	146E-4	400 869	32-94
400 105	42-51	400 438	137-39	400 450	101-43	400 869	105-34
400 106	42-53	400 438	146-17	400 450	103-12	400 872	56A-64
400 107	33-20	400 438	146A-5	400 450	105-5	400 873	58D-38
400 107	42-65	400 438	146B-8	400 450	105-6	400 873	103-38
400 107	108-97	400 438	146C-8	400 450	132-38	400 874	2-84
400 108	42-52	400 438	147-10	400 451	2-46	400 876	58D-42
400 108	42-56	400 438	147C-3	400 451	109-22	400 882	2-84
400 109	43-50	400 440	2-44	400 451	109-26	400 882	30-17
400 110	59-26	400 440	10-73	400 451	131-54	400 882	57-32
400 110	59-58	400 440	21-28	400 451	146E-3	400 882	57A-25
400 110	106-21	400 440	29-38	400 452	62-48	400 882	58-24
400 111	59-25	400 440	32-75	400 453	2-46	400 882	58A-28
400 116	47-15	400 440	34-43	400 453	32-77	400 882	58B-18
400 116	109-18	400 440	35-66	400 453	85-77	400 888	2-84
400 124	42-57	400 440	36-8	400 453	86-94	400 889	33-23
400 168	104-28	400 440	36-9	400 453	87-79	400 890	57-64
400 188	38-66	400 440	37-60	400 453	88-68	400 890	57A-48
400 209	38-63	400 440	42-71	400 453	89-87	400 890	58-47
400 245	42-46	400 440	55-16	400 453	90-74	400 899	58A-13
400 263	39-44	400 440	71-23	400 455	2-46	400 899	58A-24
400 277	69-8	400 441	2-33	400 459	137-45	400 899	58B-13
400 277	69-9	400 441	25-39	400 460	2-53	400 899	58B-14
400 277	70-8	400 441	35-54	400 460	35-55	400 899	58C-13
400 277	70-9	400 441	42-50	400 461	147C-4	400 902	58D-14
400 309	38-75	400 441	42-71	400 463	35-55	400 904	62A-11
400 363	42-49	400 441	43-51	400 463	73-21	400 905	26-47
400 365	42-49	400 441	55-45	400 463	74-18	400 907	56A-66
400 384	38-74	400 441	57-34	400 478	2-84	400 907	56B-50
400 430	146D-6	400 441	85-93	400 621	2-38	400 907	57A-53
400 437	67-46	400 441	86-97	400 670	95-44	400 907	58-53
400 437	67A-84	400 441	87-83	400 672	85-70	400 909	26-20

Revised: February 18, 1994

PIPER PARTS CATALOG

Part Number	Figure and Index No.	Part Number	Figure and Index No.	Part Number	Figure and Index No.	Part Number	Figure and Index No.
400 912	102-28	400 931	58C-16	401 270	38-58	401 311	38-62
400 914	30-46	400 932	58A-28d	401 270	62-47	401 311	42-45
400 915	26-20	400 935	8A-34	401 270	103-9	401 311	97A-42
400 916	57-69	400 932	58B-21	401 273	56A-63	401 311	102-20
400 916	57A-58	400 932	62B-24	401 273	59-27	401 311	107-72
400 916	58-48	400 933	58A-17	401 273	59-59	401 311	108-70
400 916	58-57	400 933	58B-25	401 273	85-94	401 312	2-51
400 916	58A-36	400 933	58C-25	401 273	86-98	401 312	28-38
400 916	58A-37	400 935	25-59	401 273	87-84	401 315	104-25
400 916	58C-34	401 101	33-25	401 273	88-84	401 318	45-15
400 916	59-30	401 185	137-38	401 273	89-97	401 318	104-31
400 916	59-63	401 186	2-34	401 273	90-79	401 330	40-8
400 917	57-60	401 186	59-62	401 273	91-37	401 334	102-25
400 917	58-44	401 187	33-26	401 273	91-38	401 335	104-32
400 917	58A-36	401 187	33-28	401 273	92-18	401 336	146D-5
400 917	58B-29	401 187	38-57	401 273	103-15	401 349	108-94
400 917	588-39	401 188	33-27	401 273	143-18	401 353	2-35
400 917	58C-29	401 188	38-88	401 274	81-33	401 353	2-37
400 917	62B-26	401 189	33-23	401 274	85-78	401 365	2-36
400 918	57-60	401 189	38-88	401 274	86-96	401 366	100-34
400 919	56A-45	401 189	100-44	401 274	87-80	401 388	39-42
400 919	56A-55	401 191	107-73	401 274	88-69	401 394	2-32
400 919	56B-39	401 191	108-71	401 274	89-88	401 404	38-77
400 919	56B48	401 195	38-76	401 274	90-75	401 410	39-18
400 919	58A-10	401 263	43-26	401 274	131-68	401 410	45-17
400 919	58B-10	401 263	108-28	401 277	56B-43	401 411	45-17
400 919	58C-10	401 264	107-30	401 277	147B-3	401 419	43-69
400 920	57-33	401 266	2-29	401 280	57A-11d	401 420	39-19
400 920	57A-26	401 266	7-110	401 280	58-10c	401 421	69-11
400 920	57A-45	401 266	9-43	401 280	58B-7b	401 421	70-11
400 920	58-25	401 266	10-103	401 280	58D-7	401 455	42-46
400 920	58-44	401 266	10-106	401 280	62B-4c	401 504	2-39
400 920	58A-27	401 266	29-27	401 301	143-19	401 919	126-6
400 920	58A-36	401 266	33-29	401 302	43-68	401 985	142-25
400 920	58B-17	401 266	34-46	401 307	10-104	402 031	42-54
400 920	58B-39	401 266	37-79	401 307	81-35	402 038	104-38
400 920	62B-27	401 266	38-17	401 307	96-19	402 045	62-44
400 921	62B-18	401 266	45-19	401 307	97-18	402 070	30-47
400 922	57A-53a	401 266	71-17	401 307	123-19	402 258	101-36
400 922	58-53a	401 266	77-20	401 307	133-41	402 288	105-40
400 922	58A-28e	401 266	103-2	401 307	137-42	402 298	105-41
400 922	58B-22	401 266	107-57	401 307	146A-6	402 303	33-42
400 922	58B-39c	401 266	108-56	401 307	146B-7	402 303	100-33
400 922	58D-32	401 266	108-86	401 307	146C-9	402 310	33-22
400 922	58D-39	401 266	132-74	401 307	147-11	402 310	33-42
400 924	57A-53	401 267	43-68	401 310	33-24	402 311	104-29
400 924	58-53	401 268	43-52	401 310	38-44	402 312	43-49
400 926	57-59	401 269	28-15	401 310	38-69	402 313	33-25
400 926	57A-43	401 269	35-62	401 310	100-45	402 313	43-49
400 926	58-42	401 269	43-51	401 310	100-57	402 317	100-59
400 926	58A-33	401 269	101-26	401 310	102-24	402 317	104-27
400 926	58B-36	401 269	101-44	401 310	104-26	402 321	33-13
400 926	62B-25	401 269	103-11	401 311	2-45	402 344	43-48
400 931	58A-13d	401 269	105-12	401 311	28-37	402 360	43-18
400 931	58B-16	401 270	10-88	401 311	38-56	402 370	39-43

Revised: February 18, 1994

PIPER PARTS CATALOG

Part Number	Figure and Index No.	Part Number	Figure and Index No.	Part Number	Figure and Index No.	Part Number	Figure and Index No.
402 377	39-45	404 105	38-67	404 392	123-14	404 835	32-94
402 422	42-60	404 105	38-68	404 393	33-30	404 835	45-19
402 426	42-55	404 105	38-75	404 393	100-33	404 835	48-17
402 437	42-48	404 106	42-49	404 393	100-35	404 835	48-32
402 517	38-67	404 107	38-74	404 393	106-20	404 835	58A-28
402 726	105-25	404 120	32-81	404 394	43-54	404 835	58B-18
402 741	28-24	404 120	87-77	404 444	107-29	404 835	59-24
402 798	38-68	404 120	90-72	404 469	39-14	404 835	59-27
402 867	107-16	404 224	28-59	404 528	112A-7	404 835	59-57
402 867	108-15	404 224	32-58	404 530	32-86	404 835	59-59
402 868	107-15	404 224	32-95	404 593	141-14	404 835	69-52
402 868	108-14	404 224	73-43	404 594	24-34	404 835	77-6
403 628	45-16	404 224	77-8	404 594	25-11	404 835	77-20
404 100	46-63	404 224	77-26	404 594	27-11	404 835	79-31
404 100	71-21	404 224	79-30	404 594	32-4	404 835	79-33
404 100	81-4	404 224	85-71	404 596	24-38	404 835	85-70
404 100	81-32	404 224	86-88	404 596	24A-43	404 835	86-89
404 100	95-55	404 224	87-78	404 596	127-36	404 835	88-61
404 100	95-59	404 224	88-62	404 596	127-37	404 835	89-76
404 100	103-23	404 224	89-75	404 638	137-36	404 835	101-26
404 100	104-30	404 224	90-73	404 638	137-46	404 835	103-11
404 100	104-42	404 224	95-11	404 678	34-20a	404 835	103-12
404 100	105-28	404 224	95-21a	404 752	136-37	404 835	103-15
404 101	33-20	404 224	95-43	404 752	137-41	404 835	105-5
404 101	33-22	404 224	99-29	404 753	136-35	404 835	105-6
404 101	33-42	404 224	99-32	404 823	118-25	404 835	105-34
404 101	42-51	404 224	116-26	404 823	119-43	404 835	107-16
404 101	42-52	404 224	119-38	404 829	29-28	404 835	107-29
404 101	42-53	404 225	137-43	404 829	95-48	404 835	108-15
404 101	42-56	404 226	59-4	404 829	102-21	404 835	108-27
404 101	42-57	404 226	59-34	404 829	107-60	404 835	109-22
404 101	42-65	404 226	104-15	404 829	108-59	404 835	109-23
404 101	43-49	404 226	137-38	404 829	109-27	404 835	109-25
404 101	43-50	404 321	32-93	404 829	113-51	404 835	118-22
404 101	47-15	404 322	58D-14	404 829	140-7	404 835	146-13
404 101	59-25	404 322	77-21	404 829	157B-37	404 835	147-17
404 101	59-26	404 322	81-8	404 833	63-69	404 836	25-59
404 101	59-58	404 322	100-14	404 833	63-72	404 836	32-85
404 101	71-16	404 322	101-31	404 833	64-39	404 836	45-15
404 101	71-20	404 322	103-21	404 833	79-27	404 836	45-16
404 101	106-20	404 330	32-61	404 833	85-90	404 836	57-69
404 101	106-21	404 330	32-82	404 833	88-80	404 836	57A-58
404 101	109-18	404 332	109-19	404 833	89-95	404 836	58-48
404 101	119-37	404 392	79-44	404 833	95-49	404 836	58-57
404 102	38-66	404 392	85-70	404 833	95-65	404 836	58A-10
404 102	43-48	404 392	88-61	404 833	99-45	404 836	58A-27
404 102	104-28	404 392	95-44	404 833	103-14	404 836	58B-10
404 103	38-61	404 392	95-53	404 833	116-22	404 836	58B-17
404 103	38-63	404 392	95-68	404 833	117-54	404 836	58B-68
404 103	39-43	404 392	100-36	404 833	118-26	404 836	58C-10
404 103	39-45	404 392	102-20	404 833	125-45	404 836	58C-34
404 104	39-44	404 392	105-36	404 835	2-46	404 836	100-45
404 104	42-48	404 392	117-53	404 835	23-10	404 836	100-57
404 104	42-55	404 392	118-29	404 835	28-50	404 836	102-23
404 104	42-60	404 392	122-37	404 835	28-74	404 836	102-24

Revised: February 18, 1994

PIPER PARTS CATALOG

Part Number	Figure and Index No.	Part Number	Figure and Index No.	Part Number	Figure and Index No.	Part Number	Figure and Index No.
404 836	102-25	404 887	57A-11d	404 887	91-39	404 888	2-51
404 836	102-26	404 887	58-10c	404 887	92-18	404 888	2-85
404 836	102-28	404 887	58B-7b	404 887	92-19	404 888	7-47
404 836	104-25	404 887	58D-7	404 887	95-10	404 888	28-37
404 836	104-26	404 887	62-47	404 887	95-13a	404 888	28-87
404 836	104-31	404 887	62-48	404 887	98-72	404 888	33-13
404 836	104-32	404 887	62B-4c	404 887	101-18	404 888	33-24
404 836	104-33	404 887	67-46	404 887	101-34	404 888	33-31
404 836	109-24	404 887	67A-84	404 887	101-36	404 888	38-43
404 837	100-44	404 887	69-53	404 887	101-37	404 888	38-44
404 838	42-46	404 887	71-17	404 887	101-43	404 888	38-56
404 838	43-19	404 887	71-18	404 887	101-44	404 888	38-59
404 838	45-17	404 887	71-23	404 887	103-38	404 888	38-62
404 840	43-53	404 887	73-21	404 887	103-39	404 888	38-64
404 887	2-29	404 887	73-21	404 887	103-39	404 888	38-64
404 887	2-33	404 887	73-32	404 887	103-46	404 888	38-69
404 887	2-53	404 887	73-35	404 887	104-38	404 888	40-10
404 887	2-84	404 887	73-39	404 887	104-38	404 888	40-10
404 887	7-101	404 887	73-44	404 887	104-46	404 888	41A-15
404 887	7-110	404 887	74-17	404 887	105-12	404 888	42-44
404 887	10-88	404 887	74-18	404 887	105-25	404 888	42-45
404 887	10-103	404 887	74-19	404 887	105-31	404 888	42-58
404 887	10-105	404 887	74-19	404 887	105-40	404 888	43-50
404 887	10-106	404 887	79-24	404 887	105-41	404 888	58A-9
404 887	21-26	404 887	79-25	404 887	106-13	404 888	58A-26
404 887	21-28	404 887	81-33	404 887	106-16	404 888	58B-16
404 887	25-39	404 887	85-77	404 887	106-22	404 888	58C-9
404 887	28-10	404 887	85-78	404 887	108-86	404 888	58D-16
404 887	28-11	404 887	85-88	404 887	108-86	404 888	62A-11
404 887	28-15	404 887	85-93	404 887	108-95	404 888	62A-11
404 887	28-24	404 887	86-94	404 887	108-98	404 888	62B-18
404 887	28-71	404 887	86-96	404 887	108-99	404 888	71-19
404 887	29-27	404 887	86-96	404 887	122-39	404 888	84-26
404 887	29-38	404 887	86-97	404 887	126-42	404 888	86-92
404 887	32-75	404 887	86-98	404 887	130-64	404 888	89-85
404 887	32-77	404 887	86-98	404 887	130-64	404 888	98-70
404 887	32-84	404 887	86-104	404 887	130-65	404 888	100-22
404 887	32-87	404 887	87-79	404 887	130A-31	404 888	100-27
404 887	34-43	404 887	87-80	404 887	130A-32	404 888	100-29
404 887	34-45	404 887	87-83	404 887	130A-33	404 888	100-29
404 887	36-10	404 887	87-84	404 887	130B-31	404 888	100-30
404 887	36-48	404 887	88-68	404 887	130B-32	404 888	100-59
404 887	36-51	404 887	88-69	404 887	130B-33	404 888	104-27
404 887	38-58	404 887	88-72	404 887	131-54	404 888	104-29
404 887	38-60	404 887	88-83	404 887	131-55	404 888	108-94
404 887	42-50	404 887	88-84	404 887	131A-34	404 888	108-97
404 887	42-54	404 887	88-93	404 887	132-64	404 888	133-41
404 887	42-71	404 887	89-87	404 887	132-74	404 888	137-37
404 887	43-51	404 887	89-88	404 887	132A-37	404 888	146E-5
404 887	46-40	404 887	89-88	404 887	137-44	404 888	147B-5
404 887	46-45	404 887	89-93	404 887	141-7	404 888	157A-47
404 887	46-46	404 887	89-96	404 887	141-9	404 889	2-34
404 887	56B 43	404 887	89-97	404 887	141-9	404 889	2-35
404 887	56B 44	404 887	89-100	404 887	141-10	404 889	2-36
404 887	57-34	404 887	90-74	404 887	143-18	404 889	2-37
		404 887	90-75	404 887	146B-10	404 889	2-37
		404 887	90-78	404 887	146C-11	404 889	33-26
		404 887	90-79	404 887	148A-7	404 889	33-27
		404 887	91-37	404 888	2-28	404 889	33-28
		404 887	91-38	404 888	2-45	404 889	38-57

PIPER PARTS CATALOG

Part Number	Figure and Index No.	Part Number	Figure and Index No.	Part Number	Figure and Index No.	Part Number	Figure and Index No.
404 889	38-76	404 910	25-52	405 312	137-35	406 812	16-11a
404 889	38-88	404 910	28-60	405 312	139-22	406 819	13-24
404 889	44-12	404 910	32-88	405 312	139A-40	406 820	10-17
404 889	104-28	404 910	38-71	405 407	146B-10	406 820	11-32
404 890	2-32	404 910	46-42	405 407	146C-11	406 820	13-26
404 890	38-77	404 910	67-52	405 580	100-11	406 823	13-23
404 890	39-18	404 910	67-86	406 346	139-24	406 824	11-21
404 890	39-19	404 910	68-30	406 346	139A-43	406 824	33-8
404 890	45-17	404 910	72-11	406 355	34-39	406 825	13-28
404 890	69-11	404 910	72-12	406 355	35-58	406 825	14-3a
404 890	70-11	404 910	73-33	406 355	36-41	406 825	14-28a
404 891	2-38	404 910	73-38	406 355	37-49a	406 825	141-8
404 891	2-39	404 910	79-26	406 355	37-61	406 826	4-22
404 891	107-17	404 910	79-40	406 355	53-25	406 826	11-11
404 893	58D-32	404 910	81-37	406 358	99-38	406 827	80-25a
404 900	2-38	404 910	85-72	406 362	2-41	406 834	11-31
404 908	95-30	404 910	85-82	406 362	33-33	406 845	13-29
404 908	99-37	404 910	85-87	406 368	95-51	406 848	29-21
404 908	103-10	404 910	85-89	406 369	57-45	406 848	49-59
404 908	127-39	404 910	85-92	406 372	162-20	406 848	50-66
404 g0g	23-18	404 910	86-90	406 373	117-52	406 848	53-24
404 909	24-34	404 910	86-101	406 385	32-33	406 848	55-39
404 909	25-11	404 910	86-102	406 403	53-25	406 848	55-40
404 909	27-11	404 910	86-103	406 405	118-38	406 848	55-48
404 909	29-17	404 910	88-63	406 423	51-60	406 848	64-13
404 909	32-4	404 910	88-73	406 434	2-30	406 848	162-22
404 909	34-30	404 910	88-78	406 435	60-10	406 858	96-22
404 909	68-16	404 910	88-79	406 526	50B-42	406 859	97-32
404 909	71-15	404 910	88-82	406 636	107-15	406 863	10-109
404 909	72-14	404 910	89-91	406 636	108-14	406 863	55-19
404 909	81-28	404 910	89-94	406 638	99-36	406 863	55-41
404 909	91-40	404 910	91-41	406 647	13-27	406 863	55-42
404 909	92-20	404 910	95-31	406 701	55-37	406 863	55-43
404 909	98-74	404 910	95-47	406 701	116-22	406 863	55-44
404 909	101-19	404 910	100-19	406 702	26-17	406 863	79-47
404 909	102-22	404 910	101-16	406 702	26-46	406 870	28-78
404 909	102-40	404 910	103-40	406 704	63-69	406 885	13-30
404 909	103-45	404 910	105-26	406 704	64-39	407 040	127-36
404 909	105-30	404 910	116-29	406 714	80-16	407 040	127-37
404 909	106-19	404 910	122-40	406 789	16-4a	407 041	56A-69
404 909	107-50	404 910	122-41	406 789	16-5a	407 041	56B-54
404 909	108-50	404 910	123-18	406 789	16-6a	407 041	66-15
404 909	133-38	404 910	125-41	406 789	16-41a	407 041	133-34
404 909	133-40	404 910	128-15	406 789	16-42a	407 041	162-22
404 909	135-27	404 910	128-17	406 807	16-60a	407 042	57-70
404 909	139-29	404 915	43-20	406 809	11-24	407 042	57A-57
404 909	139A-42	405 095	99-56	406 809	13-25	407 042	107-54
404 909	141-12	405 100	139-23	406 810	4-23	407 042	108-54
404 909	146D-4	405 100	139A-41	406 810	11-12	407 042	118-24
404 909	162-18	405 100	147-12	406 812	15-17a	407 042	139-23
404 909	162-19	405 312	81-22	406 812	15-18a	407 042	139A-41
404 910	23-15	405 312	96-21	406 812	16-7a	407 042	146-19
404 910	25-25	405 312	97-30	406 812	16-8a	407 042	147-12
404 910	25-26	405 312	106-18	406 812	16-9a	407 042	147-13
404 910	25-32	405 312	136-36	406 812	16-10a	407 043	99-34

Revised: February 18, 1994

PIPER PARTS CATALOG

Part Number	Figure and Index No.	Part Number	Figure and Index No.	Part Number	Figure and Index No.	Part Number	Figure and Index No.
407 043	118-21	407 136	97-18	407 564	10-105	407 564	81-21
407 043	137-35	407 136	97-19	407 564	10-106	407 564	81-35
407 043	137-40	407 136	97A-37	407 564	21-28	407 564	85-77
407 043	139-22	407 137	137-38	407 564	23-10	407 564	85-78
407 043	139A-47	407 138	165-27	407 564	25-19	407 564	86-94
407 044	10-104	407 143	32-82	407 564	25-31	407 564	86-96
407 044	79-32	407 143	81-2	407 564	25-56	407 564	87-79
407 044	123-19	407 143	101-17	407 564	26-22	407 564	87-80
407 044	137-37	407 143	103-44	407 564	27-14	407 564	88-68
407 044	137-43	407 143	105-29	407 564	28-10	407 564	88-69
407 044	143-19	407 144	86-83	407 564	28-11	407 564	89-87
407 045	59-62	407 144	87-85	407 564	28-71	407 564	89-88
407 045	137-36	407 561	127-35	407 564	28-77	407 564	90-74
407 045	137-46	407 562	24-34	407 564	29-27	407 564	90-75
407 046	126-41	407 562	25-11	407 564	29-38	407 564	95-13a
407 101	113-53	407 562	27-11	407 564	29-39	407 564	95-53
407 102	65-69	407 562	29-26	407 564	29-47	407 564	95-55
407 102	146-10	407 562	32-4	407 564	32-75	407 564	95-59
407 103	120-38	407 562	56A-42	407 564	32-79	407 564	101-26
407 104	71-18	407 562	56A-43	407 564	37-60	407 564	101-34
407 104	81-22	407 562	56A-46	407 564	38-18	407 564	101-36
407 104	96-21	407 562	568-36	407 564	38-58	407 564	102-20
407 104	97-30	407 562	56B-37	407 564	38-60	407 564	103-9
407 104	136-36	407 562	56B-40	407 564	42-50	407 564	103-11
407 105	81-35	407 562	71-15	407 564	42-54	407 564	103-12
407 120	25-13	407 562	98-74	407 564	42-71	407 564	103-13
407 120	85-41	407 562	98-78	407 564	43-52	407 564	104-38
407 120	86-70	407 562	105-7	407 564	45-19	407 564	104-42
407 120	87-39	407 562	107-50	407 564	46-40	407 564	105-6
407 120	88-41	407 562	107-60	407 564	46-45	407 564	105-12
407 120	90-41	407 562	108-50	407 564	46-46	407 564	105-25
407 127	79-34	407 562	108-59	407 564	48-16	407 564	105-28
407 127	86-84	407 562	109-27	407 564	48-31	407 564	105-31
407 127	86-85	407 562	135-27	407 564	56A-44	407 564	105-40
407 127	86-92	407 562	140-7	407 564	56A-64	407 564	107-15
407 127	87-86	407 562	162-18	407 564	56B-38	407 564	107-16
407 127	89-81	407 563	25-25	407 564	56B-43	407 564	107-29
407 127	89-82	407 563	28-60	407 564	56B-44	407 564	108-14
407 127	89-83	407 563	38-71	407 564	57-34	407 564	108-15
407 127	89-85	407 563	46-42	407 564	57A-11d	407 564	108-27
407 127	90-60	407 563	63-69	407 564	58-10c	407 564	108-28
407 128	95-11	407 563	64-39	407 564	58B-7b	407 564	108-86
407 128	119-38	407 563	100-19	407 564	59-28	407 564	108-95
407 129	99-34	407 563	101-16	407 564	59-60	407 564	108-96
407 133	139-29	407 563	103-40	407 564	62-47	407 564	108-98
407 133	139A-42	407 563	118-24	407 564	62-48	407 564	108-99
407 133	141-15	407 563	125-41	407 564	62B-4c	407 564	109-23
407 134	26-4	407 563	128-17	407 564	63-101	407 564	109-25
407 134	30-49	407 563	146-18	407 564	71-21	407 564	118-23
407 134	30-52	407 564	2-53	407 564	71-23	407 564	127-30
407 134	119-42	407 564	7-101	407 564	73-21	407 564	127-31
407 134	125-45	407 564	7-110	407 564	73-35	407 564	127-32
407 135	125-40	407 564	9-43	407 564	74-19	407 564	136-37
407 136	96-19	407 564	10-85	407 564	74-20	407 564	137-39
407 136	96-20	407 564	10-103	407 564	79-28	407 564	137-41

PIPER PARTS CATALOG

Part Number	Figure and Index No.	Part Number	Figure and Index No.	Part Number	Figure and Index No.	Part Number	Figure and Index No.
407 564	137-45	407 565	58A-28e	407 565	136-35	407 568	42-60
407 564	143-18	407 565	58A-33	407 565	137-42	407 568	46-43
407 565	2-28	407 565	58A-34	407 565	143-19	407 568	47-18
407 565	2-51	407 565	58A-36	407 565	157A-47	407 568	65-65
407 565	7-47	407 565	58B-10	407 566	2-35	407 568	65-67
407 565	9-43	407 565	58B-16	407 566	2-37	407 568	69-8
407 565	25-37	407 565	58B-21	407 566	26-4	407 568	69-9
407 565	25-50	407 565	58B-22	407 566	30-49	407 568	70-8
407 565	25-58	407 565	58B-25	407 566	33-23	407 568	70-9
407 565	26-20	407 565	58B-29	407 566	33-26	407 568	107-17
407 565	26-47	407 565	58B-36	407 566	33-27	407 568	110-100
407 565	28-37	407 565	58B-39	407 566	33-28	407 568	119-44
407 565	30-46	407 565	58C-10	407 566	38-65	407 568	155A-48
407 565	33-20	407 565	58C-16	407 566	38-66	407 568	157B-59
407 565	33-22	407 565	58C-25	407 566	38-88	407 569	2-38
407 565	33-24	407 565	58C-29	407 566	43-54	407 569	25-27
407 565	33-25	407 565	58D-32	407 566	44-11	407 569	38-67
407 565	33-31	407 565	59-30	407 566	90-69	407 569	38-68
407 565	33-42	407 565	59-63	407 566	91-36	407 569	38-75
407 565	38-43	407 565	62A-11	407 566	92-17	407 569	75-12
407 565	38-44	407 565	71-16	407 566	99-35	407 569	115-19
407 565	38-59	407 565	71-19	407 566	100-34	407 570	130A-35
407 565	38-62	407 565	71-20	407 566	100-44	407 570	130B-35
407 565	38-64	407 565	72-10	407 566	104-28	407 571	38-74
407 565	38-69	407 565	72-16	407 566	115-18	407 573	85-80
407 565	38-70	407 565	72-22	407 566	116-17	407 573	86-99
407 565	38-72	407 565	77-20	407 566	133-36	407 573	87-76
407 565	40-9	407 565	79-34	407 566	137-46	407 573	88-71
407 565	41-6	407 565	81-29	407 567	2-32	407 573	89-90
407 565	42-44	407 565	81-29	407 567	2-32	407 573	89-90
407 565	42-44	407 565	95-68	407 567	38-61	407 573	90-71
407 565	42-45	407 565	97-20	407 567	38-63	407 573	126-38
407 565	42-51	407 565	98-70	407 567	38-77	407 573	158-97
407 565	42-52	407 565	100-22	407 567	39-18	407 573	159-60
407 565	42-53	407 565	100-27	407 567	39-43	407 575	70A-10
407 565	42-58	407 565	100-29	407 567	39-45	407 575	130-59
407 565	42-65	407 565	100-33	407 567	43-19	407 575	158-96
407 565	43-49	407 565	100-45	407 567	43-69	407 575	159-61
407 565	43-50	407 565	100-57	407 567	45-17	407 576	126-40
407 565	45-15	407 565	100-59	407 567	45-23	407 583	28-100
407 565	45-16	407 565	102-23	407 567	48-8	407 583	32-88
407 565	47-15	407 565	102-24	407 567	57-60	407 583	125-42
407 565	56A-55	407 565	102-25	407 567	58A-36	407 584	2-46
407 565	56A-76	407 565	102-26	407 567	65-66	407 584	2-84
407 565	56B-48	407 565	102-28	407 567	65-68	407 584	25-19
407 565	56B-62	407 565	102-29	407 567	66-23	407 584	25-39
407 565	57-59	407 565	102-29	407 567	69-11	407 584	25-58
407 565	57-60	407 565	104-25	407 567	70-11	407 584	26-46
407 565	57A-43	407 565	104-26	407 567	70-11	407 584	26-46
407 565	57A-45	407 565	104-31	407 567	75-7	407 584	28-100
407 565	58-42	407 565	104-32	407 567	76-34	407 584	28-101
407 565	58-44	407 565	104-33	407 567	81-33	407 584	29-18
407 565	58A-10	407 565	106-20	407 568	2-38	407 584	30-14
407 565	58A-13d	407 565	106-21	407 568	2-39	407 584	30-15
407 565	58A-17	407 565	108-94	407 568	39-40	407 584	30-18
407 565	58A-28d	407 565	109-18	407 568	42-48	407 584	32-70
		407 565	109-24	407 568	42-55	407 584	32-75

Revised: February 18, 1994

PIPER PARTS CATALOG

Part Number	Figure and Index No.	Part Number	Figure and Index No.	Part Number	Figure and Index No.	Part Number	Figure and Index No.
407 584	32-77	407 585	38-56	407 677	137-38	411 512	122-39
407 584	32-80	407 585	40-16	407 678	125-38	411 528	26-4
407 584	33-29	407 585	41-6	407 678	141-16	411 528	30-49
407 584	34-46	407 585	41-8	407 678	142-12	411 528	30-52
407 584	35-64	407 585	41A-17	407 678	142-25	411 530	28-75
407 584	36-9	407 585	41A-19	407 682	30-17	411 530	46-44
407 584	36-10	407 585	42-53	407 686	45-24	411 530	106-17
407 584	36-48	407 585	42-56	407 695	147B-5	411 530	127-40
407 584	36-51	407 585	43-49	407 697	68-29	411 530	141-7
407 584	37-79	407 585	57-33	407 698	68-29	411 531	31-30
407 584	43-26	407 585	57-59	407 702	30-45	411 531	58D-20
407 584	43-51	407 585	57A-26	407 800	30-18	411 532	46-40
407 584	46-63	407 585	57A-43	407 800	101-45	411 532	69-53
407 584	47-17	407 585	58-25	407 957	42-49	411 532	73-32
407 584	57-32	407 585	58-42	407 984	116-11	411 532	73-34
407 584	57A-25	407 585	58A-27	408 803	81-31	411 532	74-16
407 584	58-24	407 585	58B-17	408 810	95-21	411 532	74-17
407 584	58A-28	407 585	58B-36	408 811	72-10	411 532	79-25
407 584	58B-18	407 585	58D-14	408 811	72-16	411 532	89-93
407 584	62-48	407 585	79-29	408 811	72-22	411 532	89-100
407 584	71-17	407 585	79-32	408 813	63-101	411 532	98-78
407 584	77-20	407 585	86-92	408 815	115-17	411 532	99-34
407 584	79-31	407 585	89-85	408 815	116-13	411 532	118-22
407 584	81-4	407 585	100-35	408 825	107-73	411 532	119-38
407 584	81-32	407 585	102-30	408 825	108-71	411 532	126-42
407 584	81-33	407 585	103-39	408 826	51-43	411 532	146-11
407 584	81-34	407 585	106-20	408 833	99-31	411 532	146-13
407 584	84-14	407 585	108-94	408 837	2-50	411 532	1468-10
407 584	95-59	407 585	108-97	410 031	28-10	411 532	146C-11
407 584	98-82	407 585	119-39	410 032	22-40	411 532	147-14
407 584	99-29	407 586	115-18	410 032	54-27	411 532	147-17
407 584	103-9	407 586	116-17	410 034	54-28	411 532	148A-7
407 584	103-15	407 586	133-39	410 041	21-26	411 533	32-89
407 584	103-39	407 587	45-18	410 042	98-72	411 533	63-101
407 584	104-46	407 587	81-33	410 042	109-23	411 533	69-50
407 584	105-5	407 588	62B-18	410 045	54-27	411 533	84-28
407 584	105-35	407 588	62B-24	410 045	57-72	411 533	141-10
407 584	106-16	407 588	62B-25	410 048	28-10	411 534	35-64
407 584	107-30	407 588	62B-31	410 049	54-28	411 534	73-39
407 584	107-57	407 589	97A-39	410 050	28-50	411 534	106-17
407 584	108-56	407 591	39-40	410 050	95-13a	411 535	106-22
407 584	108-95	407 591	42-60	410 055	30-16	411 535	130A-31
407 584	109-20	407 593	67-62	410 058	56B-63	411 535	130B-31
407 584	109-21	407 593	67A-82	410 071	71-19	411 536	130A-33
407 584	109-22	407 597	120-53	410 076	26-21	411 536	130B-33
407 584	115-21	407 599	87-60	410 076	30-48	411 537	130-64
407 584	115-24	407 601	42-47	410 242	32-88	411 537	130A-32
407 584	116-23	407 609	141-12	410 251	103-40	411 537	130B-32
407 584	123-16	407 674	32-94	410 253	101-16	411 538	7-101
407 584	123-17	407 675	141-17	410 253	105-26	411 538	86-104
407 585	2-83	407 676	75-36	411 211	34-45	411 539	46-46
407 585	25-37	407 676	76-25	411 211	36-10	411 544	73-43
407 585	25-50	407 676	141-13	411 212	36-51	411 545	134-36
407 585	25-59	407 677	75-36	411 212	97A-39	411 585	130-65
407 585	28-60	407 677	76-25	411 349	45-9	412 673	157B-37

Revised: February 18, 1994

PIPER PARTS CATALOG

Part Number	Figure and Index No.	Part Number	Figure and Index No.	Part Number	Figure and Index No.	Part Number	Figure and Index No.
412 676	146-10	414 780	54-24	415 408	50B-42	415 520	95-48
414 379	69-50	414 780	54-26	415 408	138A-30	415 520	102-22
414 425	2-26	414 781	69-51	415 419	28-62	415 520	117-51
414 427	23-16	415 141	50A-50	415 419	50A-48	415 520	133-38
414 427	23-17	415 146	71-15	415 448	55-15	415 520	134-21
414 507	34-44	415 146	140-7	415 448	57-70	415 520	135-27
414 507	146B-9	415 148	134-20	415 448	57A-57	415 520	162-22
414 507	146C-12	415 149	33-35	415 448	85-81	415 521	56A-69
414 508	84-27	415 149	45-20	415 449	46-42	415 521	102-40
414 519	55-37	415 149	49-49	415 449	63-72	415 521	107-60
414 531	31-31	415 149	64-13	415 449	72-12	415 521	108-59
414 551	51-57	415 149	99-38	415 449	72-13	415 521	118-27
414 705	99-36	415 149	134-20	415 449	85-87	415 521	122-31
414 737	134-4	415 149	151-7	415 449	85-90	415 521	133-34
414 746	146D-4	415 149	162-18	415 449	88-78	415 521	133-40
414 746	147C-5	415 149	162-19	415 449	88-80	415 522	99-47
414 748	2-41	415 153	91-40	415 449	97-36	415 522	105-30
414 748	33-8	415 153	92-20	415 450	55-43	415 522	148A-6
414 748	33-21	415 158	107-81	415 450	72-21	415 528	107-50
414 748	33-33	415 158	108-75	415 450	85-82	415 528	108-50
414 748	34-39	415 161	109-27	415 450	88-73	415 533	2-40
414 748	35-56	415 230	53-25	415 450	103-14	415 533	2-80
414 748	36-41	415 230	55-40	415 452	55-42	415 533	4-21
414 748	37-61	415 232	53-24	415 453	97-34	415 533	24-33
414 748	37-73	415 241	49-65	415 457	91-41	415 533	24A-19
414 750	25-12	415 241	55-39	415 458	85-89	415 533	25-26
414 756	29-20	415 241	55-48	415 458	88-79	415 533	55-44
414 756	139-21	415 242	60-10	415 459	67-86	415 533	73-38
414 756	139A-39	415 243	53-7	415 493	98-86	415 533	86-70
414 761	96-27	415 244	49-59	415 493	139-24	415 533	86-100
414 761	97-33	415 244	49-60	415 493	139-29	415 533	89-61
414 761	97A-38	415 244	50-66	415 493	139A-42	415 533	95-31
414 762	55-17	415 244	50-67	415 493	139A-43	415 533	106-15
414 762	82-56	415 244	50A-46	415 495	49-70	415 533	118-24
414 763	2-78	415 245	24-35	415 495	50-15	415 533	123-18
414 763	31-32	415 245	27-12	415 495	51-58	415 533	146-15
414 763	36-12	415 245	53-23	415 505	127-39	415 535	2-31
414 763	55-36	415 246	32-34	415 509	127-36	415 535	24-28
414 763	69-51	415 246	50A-47	415 510	127-37	415 535	24A-18
414 763	82-54	415 246	128-16	415 514	102-27	415 535	25-13
414 763	96-25	415 254	55-46	415 514	106-19	415 535	25-25
414 763	97-35	415 260	23-13	415 517	80-31	415 535	25-32
414 763	97A-36	415 260	23-15	415 518	2-30	415 535	32-30
414 763	98-68	415 260	55-41	415 518	23-18	415 535	32-90
414 763	127-38	415 261	23-11	415 518	29-17	415 535	32-100
414 764	148A-6	415 261	49-63	415 518	29-22	415 535	62-34
414 769	55-37	415 261	50-70	415 518	68-16	415 535	68-30
414 769	84-30	415 267	23-12	415 518	82-55	415 535	68-31
414 772	54-25	415 269	23-14	415 518	100-52	415 535	73-33
414 779	2-26	415 283	28-74	415 518	102-21	415 535	79-26
414 779	2-27	415 283	49-66	415 518	135-23	415 535	79-27
414 779	32-37	415 283	50-71	415 518	146C-10	415 535	79-40
414 779	96-26	415 283	50A-49	415 518	147-16	415 535	81-37
414 779	99-33	415 372	147B-5	415 520	29-21	415 535	86-90
414 779	127-34	415 388	141-12	415 520	29-28	415 535	86-103

Revised: February 18, 1994

PIPER PARTS CATALOG

Part Number	Figure and Index No.	Part Number	Figure and Index No.	Part Number	Figure and Index No.	Part Number	Figure and Index No.
415 535	95-49	415 754	88-82	419 444	53-22	424 051	29-47
415 535	95-50	415 754	95-47	419 600	43-57	424 051	32-83
415 535	95-65	415 754	95-56	419 683	49-64	424 051	33-25
415 535	96-28	415 795	95-10	419 683	50-83	424 051	33-30
415 535	107-54	416 094	81-28	419 683	50A-51	424 051	43-50
415 535	108-54	416 094	100-19	419 690	25-28	424 051	43-54
415 535	117-54	416 094	103-45	419 691	60-20	424 051	46-63
415 535	118-26	416 098	39-37	419 691	118-28	424 051	47-14
415 535	122-40	416 131	69-52	419 693	54-22	424 051	56A-42
415 535	125-44	416 133	28-59	419 708	49-61	424 051	56A-43
415 535	125-45	416 633	55-38	419 708	49-67	424 051	56A-46
415 535	128-14	416 691	30-55	419 708	50-68	424 051	56B-36
415 535	128-15	416 785	10-74	419 708	50-72	424 051	56B-37
415 535	133-35	416 785	27-4	419 708	50A-44	424 051	56B-40
415 535	147-15	416 785	43-58	419 708	50A-45	424 051	59-25
415 535	148A-6	416 785	99-34	419 753	62-7	424 051	59-26
415 536	38-71	416 788	148A-8	419 806	55-14	424 051	59-28
415 536	86-101	416 793	28-78	419 882	56B-58	424 051	59-58
415 536	89-91	416 794	137-44	419 885	107-49	424 051	59-60
415 536	146-19	416 799	56A-56	419 885	108-49	424 051	71-16
415 536	147-13	416 994	141-8	419 886	107-51	424 051	71-20
415 537	55-49	416 994	141-9	419 886	108-51	424 051	71-21
415 537	96-22	416 995	88-93	419 918	95-51	424 051	79-28
415 537	122-41	416 996	61-19	419 918	117-52	424 051	79-44
415 537	128-17	416 997	61-9	419 927	99-48	424 051	81-4
415 537	146-18	416 998	46-45	419 932	62B-22	424 051	81-32
415 538	25-52	417 703	46-38	419 946	118-38	424 051	81-34
415 538	146B-10	417 775	79-24	419 948	50-73	424 051	84-14
415 538	146C-11	417 775	88-72	419 952	49-62	424 051	84-21
415 539	99-45	417 775	96-23	419 952	50-69	424 051	84-29
415 539	118-25	417 775	97-26	419 953	162-20	424 051	95-44
415 539	119-43	417 776	80-16	419 956	49-35	424 051	95-55
415 542	86-102	417 781	85-88	419 956	50-79	424 051	95-59
415 542	89-94	417 784	136-36	419 956	51-33	424 051	95-68
415 544	32-76	417 784	137-35	419 956	122-38	424 051	100-23
415 592	67-52	418 418	72-16	420 189	32-33	424 051	100-33
415 633	28-60	418 419	72-10	420 741	28-36	424 051	100-35
415 633	100-19	418 420	79-32	424 032	32-75	424 051	100-36
415 686	99-56	418 421	72-22	424 032	32-79	424 051	100-58
415 688	101-25	418 431	85-85	424 032	32-80	424 051	102-20
415 688	103-10	418 431	86-84	424 032	32-81	424 051	102-31
415 694	95-30	418 431	87-82	424 050	116-11	424 051	102-32
415 698	99-37	418 431	88-76	424 051	10-85	424 051	102-34
415 737	34-30	418 431	89-82	424 051	25-19	424 051	103-23
415 745	140-6	418 431	90-77	424 051	25-31	424 051	104-28
415 752	85-40	418 433	79-34	424 051	25-56	424 051	104-30
415 752	87-38	418 434	86-85	424 051	25-58	424 051	104-35
415 752	88-40	418 434	89-83	424 051	26-22	424 051	104-42
415 752	90-40	418 448	85-83	424 051	28-100	424 051	105-7
415 752	120-37	418 448	86-83	424 051	28-101	424 051	105-28
415 754	10-16	418 448	87-81	424 051	29-16	424 051	105-36
415 754	72-11	418 448	88-74	424 051	29-18	424 051	109-18
415 754	85-72	418 448	89-81	424 051	29-19	424 051	109-20
415 754	85-92	418 448	90-76	424 051	29-26	424 051	109-21
415 754	88-63	418 757	126-41	424 051	29-39	424 051	115-21

Revised: February 18, 1994

PIPER PARTS CATALOG

Part Number	Figure and Index No.	Part Number	Figure and Index No.	Part Number	Figure and Index No.	Part Number	Figure and Index No.
424 051	115-24	424 095	30-18	424 505	101-29	434 128	129A-51
424 051	116-23	424 129	100-58	424 505	103-17	434 128	129B-49
424 051	117-53	424 139	56B-40	424 505	105-42	434 129	85-60
424 051	118-29	424 140	28-100	424 506	100-39	434 129	86-92
424 051	119-37	424 141	84-21	424 506	101-27	434 129	87-61
424 051	122-37	424 141	84-29	424 506	103-19	434 129	88-56
424 051	123-14	424 142	56A-43	424 507	100-46	434 129	89-85
424 051	123-16	424 142	56B-37	424 507	100-58	434 129	90-56
424 051	127-30	424 143	56A-42	424 507	102-37	434 129	118-17
424 051	127-31	424 143	56A-46	424 507	104-36	434 129	123-11
424 051	127-32	424 143	56B-36	424 508	100-41	434 129	129B-50
424 052	24-36	424 143	84-21	424 510	98-77	434 132	130A-62
424 052	25-27	424 145	29-26	424 510	100-42	434 132	130B-39
424 052	25-57	424 149	102-34	424 510	101-35	434 133	130-54
424 052	32-98	424 149	104-25	424 512	100-31	434 134	68-28
424 052	33-20	424 154	100-23	424 513	101-33	434 134	116-25
424 052	33-22	424 162	105-7	424 513	103-18	434 134	141-6
424 052	33-42	424 164	104-35	424 514	100-28	434 135	64-50
424 052	38-66	424 171	28-101	424 515	104-20	434 135	85-86
424 052	42-51	424 171	123-16	424 518	104-41	434 135	86-58
424 052	42-52	424 173	25-31	424 519	107-55	434 135	88-77
424 052	42-53	424 173	84-29	424 519	108-55	434 135	89-92
424 052	42-56	424 173	127-32	424 520	103-16	434 135	118-37
424 052	42-57	424 174	25-19	424 522	102-33	434 135	133-17
424 052	42-65	424 174	26-22	424 522	150A-59	434 137	67-53
424 052	43-48	424 174	81-34	424 522	156-46	434 137	67A-79
424 052	43-49	424 174	115-21	424 522	157-46	434 138	62-6
424 052	47-15	424 175	25-56	424 522	157A-46	434 138	62-30
424 052	106-20	424 175	28-100	424 522	157B-20	434 138	129B-51
424 052	106-21	424 175	30-15	424 527	100-32	434 138	130-52
424 053	115-19	424 175	115-24	424 541	104-34	434 138	130A-52
424 059	39-43	424 175	116-23	429 111	89-28	434 139	120-21
424 059	39-44	424 176	10-85	434 122	120-60	434 141	133-18
424 059	39-45	424 176	29-18	434 123	95-33	434 142	130A-53
424 059	42-48	424 176	47-13	434 125	118-36	434 144	130-51
424 059	42-55	424 176	109-20	434 125	128-8	434 145	120-23
424 059	42-60	424 177	25-58	434 125	129-12	434 147	131-44
424 059	85-70	424 177	32-75	434 125	129A-50	434 147	131A-25
424 059	87-77	424 177	32-79	434 125	129B-48	434 156	67A-89
424 059	88-61	424 177	79-28	434 126	36-43	434 166	85-63
424 059	90-72	424 177	127-30	434 126	46-31	434 166	86-83
424 060	38-61	424 178	30-14	434 126	68-27	434 166	87-64
424 060	38-63	424 178	30-18	434 126	96-32	434 166	88-59
424 060	38-67	424 181	32-80	434 126	97-22	434 166	89-81
424 060	38-68	424 182	127-31	434 126	117-38	434 166	90-59
424 060	38-75	424 183	28-76	434 126	118-16	434 168	79-37
424 061	75-31	424 183	29-16	434 126	130-53	434 171	79-36
424 061	76-17	424 183	29-47	434 126	130A-51	434 172	79-35
424 065	39-14	424 184	29-39	434 126	133-20	434 175	86-84
424 067	42-49	424 185	84-14	434 128	68-27	434 175	89-82
424 068	38-74	424 185	109-21	434 128	117-39	434 176	131-45
424 071	39-46	424186	29-16	434 128	120-55	434 179	131-44
424 095	28-76	424 187	59-28	434 128	122-32	434 190	131-45
424 095	30-14	424 187	59-60	434 128	128-9	434 190	131A-26
424 095	30-15	424 197	32-83	434 128	129-13	450 026	136-30

Revised: February 18, 1994

PIPER PARTS CATALOG

Part Number	Figure and Index No.	Part Number	Figure and Index No.	Part Number	Figure and Index No.	Part Number	Figure and Index No.
450 027	136-30	452 015	153-70	452 412	45-11	453 618	65-64
450 031	137-3	452 015	154-85	452 427	103-35	453 641	49-69
450 032	137-3	452 015	155-70	452 429	39-38	453 641	50-49
450 395	133-31	452 015	157A-43	452 430	134-7	453 641	61-2
450 396	133-30	452 015	158-99	452 431	107-45	453 641	61-20
450 706	63-20	452 036	26-11	452 431	109-1a	453 647	29-30
450 706	64-25	452 036	30-29	452 434	98-33	453 664	49-47
450 742	133-45	452 036	31-5	452 439	42-17	453 691	63-62
451 735	42-3	452 038	135-35	452 440	42-42	453 694	25-40
451 738	38-5	452 039	144-13	452 441	38-24	453 694	49-47
451 784	42-2	452 040	84-18	452 444	134-14	453 694	50-56
451 784	44-1	452 059	63-49	452 458	107-8	453 694	51-54
451 785	38-3	452 331	8-35	452 458	108-7	453 694	51A-16
451 785	40-1	452 340	107-13	452 471	134-7	453 694	63-63
451 813	106-11	452 340	107-30a	452 478	95-23a	453 695	164-26
451 825	110-1	452 344	100-5	452 480	103-22	453 695	165-10
451 825	111-2	452 344	104-7	452 480	105-11	453 709	63-78
451 825	112A-1	452 347	105-9	452 512	107-45	453 723	42-26
451 826	110-1	452 353	26-45	452 512	108-45	453 729	36-35
451 826	111-2	452 357	26-13	452 554	51-41	453 732	10-91
451 826	112-1	452 357	30-31	452 554	51A-17	453 732	96-36
451 841	134-19	452 357	32-92	452 554	51B-19	453 732	97-29
451 846	110-1	452 357	43-5	452 568	32-69	453 732	101-39
451 846	111-2	452 357	43-5a	452 663	43-66	453 733	28-22
451 846	112-1	452 357	101-6	452 668	167B-4	453 733	28-28
451 852	130A-35	452 357	101-32	452 687	62A-3a	453 735	43-32
451 852	130B-35	452 359	99-3	452 897	133-29	453 736	42-62
451 853	69-46	452 359	99-3c	452 907	69-39	453 742	133-49
451 854	87-29	452 359	99-5	452 908	69-39	453 744	43-37
451 854	90-31	452 359	99-7	452 909	69-39	453 751	133-48
451 857	149-38	452 359	99-9	452 918	143-3	453 768	38-80
451 863	122-25	452 359	99-11	452 959	124-6	453 770	38-82
451 881	154-72	452 361	100-6	452 983	125-26	453 772	70-44
451 888	162-6	452 362	100-7	452 984	125-26	453 772	73-29
451 921	67-49	452 381	98-38	453 005	97A-2	453 774	42-29
451 921	67A-63	452 381	98-49	453 006	97A-2	453 775	39-23
451 939	149-57	452 381	98-59	453 124	39-31	453 776	42-21
451 939	150-42	452 381	101-8	453 124	43-39	453 776	42-24
452 009	25-45	452 381	103-30	453 171	136-8	453 777	38-35
452 011	100-24	452 381	105-22	453 171	137-27	453 778	38-82
452 011	100-38	452 383	26-14	453 183	115-20	453 780	36-33
452 011	102-16	452 383	30-32	453 186	49-32	453 781	36-36
452 011	104-19	452 383	31-8	453 186	50-76	453 782	42-64
452 011	107-34	452 383	38-20	453 186	51-33	453 786	39-21
452 011	107-47	452 383	38-22	453 189	61-5	453 787	8-45
452 011	108-34	452 383	42-13	453 206	38-85	453 790	107-69
452 011	108-47	452 386	7-66	453 206	42-68	453 790	107-71
452 015	101-23	452 386	7-87	453 411	60-19	453 790	108-68
452 015	102-15	452 386	7-96	453 415	162-15	453 792	139-18
452 015	103-5	452 386	33-15	453 419	62-5	453 792	139A-27
452 015	105-38	452 386	34-20	453 424	139A-24	453 792	168-11
452 015	149-53	452 386	36-39	453 445	162-15	453 794	37-17a
452 015	150-72	452 386	36-50	453 501	129B-35	453 794	37-18
452 015	150A-56	452 412	42-15	453 502	129A-10	453 799	63-81
452 015	152-89	452 412	42-18	453 502	129B-10	453 808	43-23a

Revised: February 18, 1994

PIPER PARTS CATALOG

Part Number	Figure and Index No.	Part Number	Figure and Index No.	Part Number	Figure and Index No.	Part Number	Figure and Index No.
453 809	39-22	454 639	138-44	454 677	124-5	454 867	155-72
453 812	61-15	454 639	152-48	454 677	138A-20	454 867	155A-5
453 815	43-23	454 639	153-11	454 677	145-20	454 867	156-42
453 817	63-82	454 639	154-48	454 680	138A-20	454 867	157-42
453 822	164-18	454 639	155-76	454 691	138A-31	454 867	157A-45
453 824	107-13	454 639	156-59	454 693	138A-20	454 867	157B-15
453 824	108-12	454 639	157-59	454 693	148A-4	454 867	158-100
453 839	162-7	454 641	160-5	454 694	138-18	454 868	69-35
453 845	112-12g	454 656	78-10	454 694	138A-20	454 868	73-18
453 845	112A-15a	454 656	78A-13	454 695	138-18	454 868	74-14
453 855	63-65	454 656	130A-26	454 695	138A-20	454 868	79-20
453 855	152-38	454 656	130B-26	454 695	148A-4	454 868	85-76
453 855	154-38	454 656	138-18	454 695	153-45	454 868	86-79
453 855	155-53	454 656	138A-20	454 695	155A-44	454 868	88-67
453 881	50-43	454 656	146C-7	454 695	157A-15	454 868	89-70
453 881	51-53	454 656	146D-7	454 695	167B-7	454 868	126-26
453 891	63-83	454 656	146E-6	454 712	138-17	454 868	141-4
454 053	39-32	454 656	147B-6	454 712	138A-9	454 868	148A-5
454 053	43-40	454 656	148-1	454 805	122-33	454 880	85-91
454 069	10-36	454 656	149-58	454 805	122A-33	454 880	88-81
454 069	12-42	454 656	150-49	454 816	70-36	454 880	95-46
454 069	12-45	454 656	152-49	454 816	118-18	454 880	95-64
454 069	12A-42	454 656	152-50	454 816	119-25	454 880	146-9
454 069	12A-45	454 656	153-45	454 818	117-64	454 887	46-35
454 173	68-11	454 656	153-46	454 832	64-41	454 887	79-23
454 173	110-92	454 656	154-49	454 832	67-56	454 887	95-45
454 258	96-37	454 656	155-46	454 832	67-71	454 887	102-19
454 258	97-37	454 656	156-58	454 832	67A-71	454 8-37	117-44
454 277	150A-71	454 656	157-58	454 832	130-45	454 887	118-19
454 277	152-33	454 656	157A-17	454 832	130A-39	454 887	122-36
454 277	153-35	454 656	157B-55	454 832	131-48	454 894	95-52
454 277	154-33	454 656	158-79	454 832	132-56	454 901	30-11
454 277	155-35	454 657	138-18	454 832	159-65	454 901	81-7
454 277	155A-20	454 657	138A-20	454 852	73-45	454 912	117-47
454 277	156-51	454 657	138A-29	454 859	117-48	454 912	117-67
454 277	157-51	454 657	143-9	454 860	117-43	454 913	117-46
454 277	157A-18	454 657	147-9	454 862	73-19	454 917	49-48
454 277	157B-36	454 657	152-50	454 862	74-13	454 917	50-57
454 282	128-3a	454 657	153-46	454 862	89-72	454 921	87-45
454 289	68-11	454 657	155A-44	454 867	25-44	454 921	88-42
454 289	70-34	454 657	157A-16	454 867	100-26	454 921	89-67
454 289	131-25	454 658	138-18	454 867	100-37	454 921	90-43
454 289	131A-41	454 658	138A-20	454 867	101-24	454 921	97A-9
454 289	132-13	454 658	146-6	454 867	102-18	454 921	131-47
454 289	159-34a	454 659	138-18	454 867	103-8	454 921	131A-28
454 294	128-74	454 659	138A-20	454 867	104-21	454 921	132-61
454 294	129-63	454 660	138-18	454 867	105-4	454 921	132A-34
454 294	129A-57	454 660	138A-20	454 867	107-48	454 921	159-63
454 299	110-6	454 661	138-18	454 867	108-48	454 924	38-87
454 299	110-91	454 661	138A-20	454 867	149-54	454 924	42-70
454 309	56-8	454 662	138-18	454 867	150-73	454 924	130-63
454 343	162-23	454 662	138A-20	454 867	150A-57	454 925	136-12
454 593	96-35	454 663	138-18	454 867	152-91	454 927	34-41
454 593	97-24	454 663	138A-20	454 867	153-72	454 927	88-92
454 639	138-16a	454 667	138-17	454 867	154-78	454 927	118-20

Revised: February 18, 1994

PIPER PARTS CATALOG

Part Number	Figure and Index No.	Part Number	Figure and Index No.	Part Number	Figure and Index No.	Part Number	Figure and Index No.
454 927	128-11	454 945	132-55	455 226	165-13	456 682	169-142
454 927	129A-52	454 945	132A-29	455 227	164-14	456 704	136-5
454 927	129B-47	454 977	73-20	455 227	165-14	456 704	168-19
454 927	130A-42	454 977	74-15	455 228	164-15	456 705	133-77
454 928	32-74	454 977	88-75	455 228	165-15	456 705	138-24
454 928	68-20	454 977	96-29	455 229	164-17	456 706	136-31
454 928	79-22	454 977	97-28	455 229	165-17	456 706	137-18
454 929	32-73	454 981	73-24	455 302	69-31	456 707	152-62
454 929	46-36	454 982	11-48	455 309	164-16	456 712	62-39
454 929	68-20	454 983	67-55	455 309	165-16	456 712	62A-33
454 929	69-37	454 983	67-71	455 329	130-30	456 712	62B-28
454 929	79-21	454 983	67A-70	455 337	164-11	456 714	135-31
454 929	79-38	454 983	67A-76	455 337	165-11	456 714	135-45
454 929	86-93	454 983	90-80	455 404	64-6	456 714	164-29
454 929	89-71	454 983	118-35	455 420	130-37	456 736	137-50
454 929	122-35	454 983	122-34	455 420	130A-34	456 753	157A-3
454 929	128-12	454 983	130A-38	455 420	130B-34	456 758	152-5
454 929	129A-53	454 983	130B-38	455 940	111-1	456 758	153-87
454 929	129B-53	454 983	136-13	455 940	112-13	456 758	156-16
454 930	130A-43	454 983	137-32	455 943	46-2	456 758	157-16
454 930	130B-43	454 983	149-59	455 943	47-1	456 758	157B-4
454 931	70A-7	454 983	150-64	455 943	48-1	456 802	162-21
454 931	141-5	454 985	69-25	455 946	111-1	456 822	56-11
454 932	106-14	454 985	70-37	455 946	112-13	456 823	56-11
454 933	46-37	454 987	14-39	455 961	111-1	456 824	56-12
454 933	69-36	454 987	46-4	455 961	112A-16	456 825	56-12
454 933	73-22	454 987	64-11	455 967	46-2	456 826	56-13
454 933	88-64	454 987	67-57	455 967	47-1	456 828	56-21
454 933	89-68	454 987	67-70	455 967	48-1	457 156	84-16
454 933	95-57	454 987	67A-72	455 971	46-2	457 365	97A-40
454 933	13a64	454 987	67A-76	455 971	47-1	457 366	97A-40
454 933	130A-44	454 987	130-46	455 971	48-1	458 852	126-30
454 933	130B-44	454 987	131-49	455 974	129A-1	458 856	130-42
454 933	132-79	454 987	131A-29	455 974	129B-1	458 856	158-84
454 933	132A-40	454 987	132-57	456 014	43-4	458 857	130-43
454 934	132-79	454 987	132A-30	456 554	150A-19	458 857	131-39
454 934	132A-40	454 987	153-4	456 554	156-9	458 857	132-46
454 934	162-12	454 987	155-75	456 554	157-9	458 857	159-54
454 935	70A-8	454 987	159-66	456 556	133-45	458 858	130-44
454 935	86-78	454 987	162-31	456 580	95-76	458 858	130A-37
454 935	130-65	454 994	67-26	456 580	169-95	458 858	130B-37
454 935	130A-3 1	454 994	67A-68	456 581	97A-34	458 858	158-82
454 935	130A-32	454 994	131-52	456 581	169-136	458 865	158-87
454 935	130A-33	454 994	131A-32	456 582	97A-33	458 872	86-67
454 935	130A-45	454 994	132-62	456 582	169-112	458 872	89-62
454 935	130B-31	454 994	132A-35	456 583	97A-35	458 872	118-15
454 935	130B-32	454 997	70-48	456 583	169-137	458 872	120-62
454 935	130B-33	454 997	73-23	456 622	126-7	458 875	158-86
454 935	130B-45	455 124	39-30	456 624	52-24	458 876	90-81
454 935	132-78	455 124	43-38	456 624	169-139	458 876	91-29
454 935	132A-39	455 154	135-18	456 625	52-23	458 876	92-15
454 935	146-8	455 173	158-92	456 625	169-138	458 878	111-40
454 935	147-4	455 211	136-11	456 682	96-45	458 879	65-48
454 938	88-90	455 211	137-4	456 682	97-42	458 879	66-19
454 945	117-49	455 226	164-13	456 682	97A-46	458 880	46-27

Revised: February 18, 1994

PIPER PARTS CATALOG

Part Number	Figure and Index No.	Part Number	Figure and Index No.	Part Number	Figure and Index No.	Part Number	Figure and Index No.
458 880	110-72	458 900	150A-79	459 928	107-35	460 866	132-34
458 881	88-91	458 900	155A-48	459 928	108-35	460 866	132A-2i
458 881	89-52	458 900	157B-59	459 930	107-35	460 866	159-31
458 881	90-66	458 901	113-73	459 930	108-35	460 890	71-2
458 881	110-73	458 901	114-71	459 958	152-90	460 901	133-28
458 881	125-35	458 901	125-36	459 958	153-71	460 928	56A-77
458 881	126-29	458 901	130-40	459 958	154-86	460 928	56B-55
458 881	158-85	458 901	130A-36	459 958	155-71	460 970	97A-3
458 882	110-86	458 901	130B-36	459 958	155A-31	460 972	97A-3
458 882	130-24	458 905	67A-90	459 958	157A-44	461 131	25-43
458 886	85-39	458 905	74-8	460 006	11-43	461 133	100-25
458 886	87-37	458 905	110-76	460 008	11-13	461 618	137-52
458 886	89-50	458 905	130-41	460 035	95-39	461 623	125-55
458 888	65-53	458 905	159-53	460 038	24-27	461 623	133-54
458 891	65-47	458 909	65-52	460 038	24A-42	461 623	136-5a
458 891	85-66	458 910	46-29	460 038	25-55	461 623	137-16
458 891	86-33	458 910	65-51	460 039	24-27	461 623	168-21
458 891	87-67	458 910	110-58	460 039	24A-42	461 628	137-51
458 891	110-102	458 910	111-34	460 039	25-55	461 659	133-83a
458 893	68-23	458 910	111-52	460 042	117-37	461 660	133-83a
458 894	68-23	458 910	113A-29	460 044	24-25	461 915	129A-6
458 894	85-26	458 910	114A-24	460 044	24A-33	461 915	129B-6
458 894	86-49	458 911	113-77	460 044	32-36	462 001	122-23
458 894	87-23	458 911	114-72	460 574	126-33	462 002	122-24
458 894	88-26	458 914	67-48	460 635	110-105	462 023	110-3
458 894	89-47	458 914	67A-61	460 664	133-47	462 026	111-28
458 894	150A-85	458 914	73-36	460 682	125-47	462 027	46-32
458 894	152-86	458 914	85-49	460 682	126-44	462 027	46-58
458 894	153-65	458 914	86-53	460 690	43-42	462 027	47-9
458 894	154-88	458 914	87-48	460 691	38-36	462 027	69-33
458 894	155-65	458 914	88-45	460 691	39-16	462 027	85-84
458 894	157B-60	458 914	89-51	460 691	39-23a	462 027	86-72
458 895	70-45	458 914	90-46	460 691	39-27	462 027	88-95
458 895	73-28	458 914	110-75	460 691	42-20	462 027	89-64
458 898	85-38	458 914	158-83	460 691	42-28	462 027	110-14
458 898	86-52	458 925	97A-11	460 691	43-29	462 027	110-39
458 898	87-36	458 929	158-81	460 691	43-35	462 027	110-97
458 898	88-39	458 934	65-54	460 817	72-18	462 027	110-104
458 898	90-39	458 934	110-59	460 823	38-27	462 027	111-32
458 898	97A-12	458 934	110-83	460 823	38-32	462 028	111-27
458 899	65-49	458 940	90-25	460 823	42-23	462 029	46-59
458 899	66-20	458 940	149-38	460 853	67-41	462 029	110-80
458 899	87-58	458 940	150-39	460 853	67A-52	462 029	113-11
458 899	111-39	458 940	150A-78	460 853	131-22	462 031	73-30
458 899	113-58	458 945	64-37	460 853	131A-13	462 031	74-10
458 899	114-73	458 945	67-43	460 853	132-27	462 031	110-80
458 900	46-28	458 945	67A-57	460 853	132A-17	462 031	110-104
458 900	46-56	458 945	149-55	460 853	159-32	462 051	39-36
458 900	46-67	458 945	150-40	460 855	64-26	462 052	53-6
458 900	47-11	458 945	153-67	460 856	67-22	462 053	131-28
458 900	65-50	459 834	56B-65	460 856	67A-56	462 053	131A-17
458 900	111-35	459 839	56B-65	460 866	67-42	462 053	132-52
458 900	113A-17	459 839	60-18	460 866	67A-54	462 053	132A-28
458 900	114A-23	459 848	56B-65	460 866	131-23	462 053	159-38
458 900	119-31	459 848	60-18	460 866	131A-15	462 054	162-24

Revised February 18, 1994

PIPER PARTS CATALOG

Part Number	Figure and Index No.	Part Number	Figure and Index No.	Part Number	Figure and Index No.	Part Number	Figure and Index No.
462 058	152-10	472 028	130A-28	472 742	155-11	474 649	162-13
462 058	153-94	472 028	130B-28	472 742	157-81	474 653	162-13
462 058	154-66	472 028	135-7a	472 745	134-6	474 656	162-13
462 058	155-7	472 028	135-7b	472 754	49-6	474 657	162-13
462 061	85-24	472 028	139-7	472 754	50-8	474 658	80-30
462 061	86-48	472 028	148-6	472 754	95-36b	475 098	150A-55
462 061	87-21	472 028	151-5	472 760	51-46	475 106	70-6
462 061	88-24	472 028	155A-53	472 760	60-8	475 108	158-78
462 061	89-46	472 028	168-6	472 769	140-2	475 109	63-68
462 061	90-23	472 047	56-18b	472 773	134-1	475 109	64-36
462 061	119-36	472 047	56-20e	472 788	134-22	475 109	116-27
462 062	69-32	472 047	135-10	472 816	63-60	475 109	153-7
462 884	24A-3	472 048	53-4	472 827	152-93	475 116	69-6
462 884	24A-7	472 049	133-56	472 827	153-48	475 117	68-5
462 884	24A-8	472 052	139-17	472 827	153-82	475 117	70-5
462 884	24A-27	472 052	139A-26	472 827	154-60	475 130	149-65
463 376	34-40	472 054	152-94	472 827	155-48	475 130	150-48
463 391	2-66	472 054	153-49	472 829	63-8	475 162	63-26
463 400	14-54	472 054	153-83	472 829	139A-51	475 162	63-40
463 416	80-8	472 054	154-61	472 829	150A-87	475 162	64-30
464 040	28-80	472 054	155-49	472 829	155A-52	475 167	71-9
464 362	162-14	472 055	51-47	472 829	157-81	475 170	125-31
465 231	133-24	472 055	60-8a	472 831	152-64	475 180	146A-4
465 256	125-55	472 055	158-56	472 832	152-65	475 180	146B-3
465 256	136-4	472 058	63-92	472 833	152-63	475 180	146C-4
465 256	137-15	472 058	135-36	472 861	135-33	475 183	63-97
465 256	168-20	472 059	96-39	472 861	135-39	475 194	81-13
467 094	135-1	472 059	97-39	472 861	138-20	475 197	143-1
467 145	56-18a	472 059	97A-18	472 868	50-8	475 198	127-28
467 477	135-1	472 078	139-20	472 868	50A-15	475 2Q8	106-23
467 482	63-17	472 078	139A-28	472 868	50B-15	475 212	106-23
467 482	64-21	472 200	56-18b	472 920	134-1	475 213	125-26a
467 488	56-18a	472 200	56-20e	472 981	145-18	475 214	125-26a
467 500	56-18a	472 337	53-5	473 188	51-42	476 647	63-86
468 002	135-2	472 616	122A-50	473 188	51A-18	476 647	64-54
468 006	135-2	472 616	134-1	473 188	51B-20	476 647	65-62
469 138	32-54	472 648	63-104	473 190	62A-3a	476 647	66-18
469 148	32-56	472 684	107-33	474 055	128-57	476 647	68-26
470 564	58D-7	472 684	107-39	474 055	129-14	476 648	48-21
471 044	49-30	472 684	108-33	474 055	129A-27	476 648	66-18
471 064	32-21	472 684	108-39	474 085	128-57	476 648	68-34
471 065	56A-40	472 684	108-93	474 085	129-14	476 648	69-44
471 065	56B-35	472 709	144-19	474 085	129A-27	476 648	70-35
471 080	46-3	472 709	145-6	474 085	129B-22	476 648	110-102
472 017	14-33	472 710	144-19	474 086	129B-22	476 649	91-42
472 017	80-3	472 710	145-6	474 087	128-57	476 649	91-43
472 028	56-7b	472 739	135-8	474 087	129-14	476 649	118-12
472 028	56-18b	472 740	135-7	474 087	129A-27	476 649	120-63
472 028	56-20e	472 741	135-6	474 087	129B-22	476 664	73-26
472 028	63-9	472 741	139-6	474 111	128-57	476 664	88-38
472 028	63-10	472 742	63-8	474 111	129-14	476 664	90-38
472 028	63-30	472 742	64-42	474 111	129A-27	476 679	119-35
472 028	63-104	472 742	139A-51	474 111	129B-22	476 686	118-11
472 028	64-43	472 742	150A-87	474 345	107-3	476 686	119-34
472 028	130-33	472 742	154-15	474 345	169-56	476 686	158-89

Revised: February 18, 1994

PIPER PARTS CATALOG

Part Number	Figure and Index No.	Part Number	Figure and Index No.	Part Number	Figure and Index No.	Part Number	Figure and Index No.
476 694	158-88	477 621	90-24	477 704	130-58	477 709	62B-27
476 696	120-58	477 621	90-35	477 704	130A-48	477 712	56-10
476 701	143-5	477 621	90-71	477 704	130B-48	477 713	110-85
477 612	69-49	477 621	110-78	477 704	131-43	477 714	26-8
477 612	119-40	477 621	119-46	477 704	131A-24	477 721	137-33
477 617	65-66	477 621	130-56	477 704	132-53	477 723	49-57
477 617	66-23	477 621	130A-47	477 704	158-94	477 723	50-64
477 617	68-29	477 621	130B-47	477 704	159-59	477 726	110-88
477 617	87-59	477 621	158-95	477 706	84-30	477 733	110-88
477 617	111-41	477 621	159-58	477 707	56A-44	477 737	126-37
477 618	46-43	477 623	111-43	477 707	56A-64	477 738	126-39
477 618	47-18	477 624	85-68	477 707	56B-38	477 756	5-35
477 618	65-67	477 624	86-74	477 707	57-32	477 788	152-14
477 618	68-29	477 624	87-69	477 707	57A-25	477 788	153-100
477 618	69-54	477 624	119-28	477 707	58-24	477 788	154-36
477 618	110-77	477 624	130-55	477 708	56A-45	477 788	155-38
477 618	111-42	477 624	158-93	477 708	56A-76	477 828	64-31
477 618	119-44	477 628	65-68	477 708	56B-39	477 828	64-32
477 618	150A-79	477 628	85-97	477 708	56B-62	477 829	167-6
477 618	152-27	477 628	86-65	477 708	57-33	477 829	167A-10
477 618	153-20	477 628	87-75	477 708	57-59	477 891	60-17
477 618	154-27	477 628	88-87	477 708	57A-26	477 895	118-43
477 618	155-20	477 628	89-99	477 708	57A-43	479 403	67-92
477 618	155A-48	477 628	90-68	477 708	58-25	479 403	67A-85
477 618	157B-59	477 629	65-65	477 708	58-42	479 445	128-57
477 619	40-69	477 629	110-84	477 708	59-30	479 445	129-14
477 619	91-36	477 629	120-43	477 708	59-63	479 445	129A-27
477 619	92-17	477 634	118-13	477 709	56A-55	479 445	129B-22
477 620	125-38	477 664	69-8	477 709	56B-48	479 450	122A-44
477 620	130-57	477 664	69-9	477 709	57-60	479 451	129A-11
477 620	130A-35	477 664	70-8	477 709	57A-45	479 451	129B-11
477 620	130A-46	477 664	70-9	477 709	57A-53a	479 492	56-20
477 620	130B-35	477 676	46-39	477 709	58-44	480 264	49-33
477 620	130B-46	477 676	46-54	477 709	58-53a	480 264	50-77
477 621	67-61	477 676	47-16	477 709	58A-13d	480 264	51-34
477 621	67A-81	477 676	110-57	477 709	58A-17	480 647	77-5
477 621	73-17	477 676	111-33	477 709	58A-28d	480 683	56A-58
477 621	74-11	477 676	113A-19	477 709	58A-28e	480 683	56B-49
477 621	85-25	477 676	114A-26	477 709	58A-33	480 688	26-32
477 621	85-32	477 679	39-14	477 709	58A-34	480 688	31-19
477 621	85-45	477 684	98-50	477 709	58A-36	480 691	29-13
477 621	85-80	477 684	98-60	477 709	58A-37	480 696	95-13
477 621	86-56	477 684	101-9	477 709	58B-16	480 697	52-5
477 621	86-61	477 684	103-31	477 709	58B-21	480 701	59-19
477 621	86-99	477 691	85-96	477 709	58B-22	480 701	59-49
477 621	87-22	477 691	86-66	477 709	58B-25	480 705	98-80
477 621	87-33	477 691	87-74	477 709	58B-29	480 705	110-13
477 621	87-44	477 691	88-86	477 709	58B-36	480 705	115-13
477 621	87-76	477 691	89-98	477 709	58B-39	480 705	116-13
477 621	88-25	477 691	90-70	477 709	58B-39c	480 707	81-12
477 621	88-32	477 691	110-79	477 709	58C-16	480 710	107-5
477 621	88-71	477 691	126-38	477 709	58C-25	480 710	108-5
477 621	89-77	477 702	131-42	477 709	58C-29	480 711	98-43
477 621	89-78	477 702	132-54	477 709	62B-24	480 711	98-53
477 621	89-90	477 702	159-57	477 709	62B-26	480 711	98-63

Revised. February 18, 1994

PIPER PARTS CATALOG

Part Number	Figure and Index No.	Part Number	Figure and Index No.	Part Number	Figure and Index No.	Part Number	Figure and Index No.
480 723	32-57	481 627	100-2C	484 295	159-48	484 730	48-6
480 729	98-66	481 627	100-4C	484 296	131-36	484 730	48-12
480 729	98-76	481 627	100-5	484 296	159-59	484 734	43-45
480 731	28-54	481 627	102-5	484 297	85-67	484 745	14-54
480 731	28-73	481 627	104-4	484 297	86-73	484 752	46-33
480 731	32-29	481 640	101-21	484 297	87-68	484 752	46-57
480 731	98-79	481 640	101-28	484 297	119-33	484 752	47-8
480 735	101-6a	481 640	103-1	484 301	80-20	484 752	110-56
480 735	103-36	481 640	105-1	484 301	82-14	484 752	111-31
480 738	115-14	481 651	100-43	484 301	83-13	484 752	113A-18
480 738	116-14	481 652	107-74	484 312	80-15	484 755	14-54
480 740	81-12	481 652	108-72	484 322	14-7	484 755	80-7
480 743	107-58	481 709	67-3	484 351	65-61	484 757	43-56
480 743	108-57	481 709	131-56	484 351	66-22	484 759	43-55
480 744	109-27	481 709	159-30	484 351	85-98	484 760	39-35
480 767	107-80	481 717	111-3	484 351	86-71	484 762	39-39
480 767	108-74	481 717	112-35	484 351	88-94	484 768	42-41
481 012	135-19	481 717	119-47	484 351	89-63	484 773	146-7
481 096	7-105	481 771	111-3	484 353	113-8	484 774	128-3b
481 096	109-31	481 771	112A-34	484 353	114-74	484 776	62-22
481 127	110-4	481 802	89-25	484 359	126-9	484 780	61-16
481 127	113-1	484 084	135-44	484 376	152-40	484 782	43-45
481 133	110-4	484 085	150A-80	484 377	134-33	484 783	26-9
481 133	113-1	484 085	156-72	484 382	152-61	484 783	30-27
481 140	110-4	484 085	157-72	484 420	135-9	484 783	31-3
481 140	113-1	484 097	50B-35	484 425	49-31	484 784	110-89
481 141	152-41	484 097	61-10	484 425	50-75	484 794	126-8
481 141	153-28	484 135	64-44	484 427	156-17	484 815	46-48a
481 141	154-41	484 141	153-85	484 427	157-17	484 819	84-19
481 141	155-28	484 141	164-31	484 427	157B-6	484 822	51-40
481 152	134-24	484 144	152-3	484 441	168-16	484 822	51A-19
481 166	110-4	484 144	153-27	484 452	143-7	484 822	51B-14
481 166	113-1	484 144	154-40	484 459	110-65	484 823	31-16
481 171	110-4	484 144	155-27	484 462	164-30	484 827	110-89
481 171	114-1	484 182	133-70	484 464	32-35	486 112	119-42
481 203	144-1	484 207	135-30	484 491	138-41	486 278	32-84
481 203	144-10	484 211	130-29	484 491	162-36	486 305	39-35
481 374	139A-19	484 211	152-4	484 520	133-27	486 542	106-12
481 617	150A-58	484 211	153-86	484 545	156-18	486 556	63-1
481 617	152-80	484 211	164-8	484 545	157-18	486 556	70A-1
481 617	153-59	484 211	165-7	484 545	157B-7	486 591	103-42
481 617	154-80	484 217	16-62	484 560	133-82	486 592	63-1
481 617	155-59	484 254	153-42	484 561	133-83	486 597	106-12
481 617	155A-32	484 283	110-103	484 590	64-9	486 597	106-12
481 617	156-45	484 285	50B-35	484 590	139-5	486 628	70A-2
481 617	157-45	484 288	159-47	484 590	139A-17	486 628	78-2
481 617	157A-41	484 289	158-80	484 591	138-25	486 630	78-2
481 617	157B-19	484 290	131-34	484 591	138-25	486 630	78A-4
481 626	98-15	484 290	132-51	484 695	43-17	486 643	53-28
481 626	100-21	484 290	132-51	484 696	48-12	486 667	106-12
481 626	100-47	484 290	159-46	484 700	48-23	486 685	10-110
481 626	100-50	484 293	14-7	484 701	41A-10	486 897	69-45
481 626	101-2C	484 293	20-51	484 701	48-7	486 897	119-29
481 626	101-2C	484 294	130-35	484 701	110-107	486 906	118-14
481 626	150-7-	484 295	131-35	484 708	48-24	486 924	61-18
481 626	158-4i	484 295	132-44	484 782	43-45	486 924	61-21

Revised: February 18, 1994

PIPER PARTS CATALOG

Part Number	Figure and Index No.	Part Number	Figure and Index No.	Part Number	Figure and Index No.	Part Number	Figure and Index No.
486 924	62A-18	487 722	159-69	487 904	149-41	487 933	133-42
487 038	26-43	487 722	162-11	487 904	150-70	487 938	63-29
487 084	134-32	487 728	80-11	487 904	150A-65	487 938	139-1
487 084	134-33	487 729	54-16	487 904	150A-88	487 938	139A-40
487 144	139-16	487 733	14-54	487 904	152-31	487 940	99-28
487 144	139A-30	487 775	99-3f	487 904	152-60	487 940	99-58
487 152	136-28	487 775	132-30	487 904	153-33	487 940	121-27
487 152	137-5	487 775	153-32	487 904	154-341	487 958	139-2
487 155	115-12	487 790	78-11	487 904	155-33	487 958	139A-11
487 155	116-18	487 790	138-14	487 904	155A-18	487 959	139-3
487 157	133-50	487 790	145-17	487 904	155A-59	487 959	139A-12
487 157	134-32	487 804	95-27	487 904	156-49	487 960	135-4
487 158	81-19	487 804	127-29	487 904	156-77	487 969	164-28
487 167	133-43	487 819	30-20	487 904	157-49	487 977	143-8
487 167	133-50	487 819	134-12a	487 904	157-82	488 085	56-16
487 167	134-32	487 819	134-18	487 904	157A-20	488 086	56-16
487 167	136-29	487 839	135-3	487 904	157A-53	488 087	56-16
487 167	137-6	487 846	51-45	487 904	157B-35	488 112	56-16
487 170	135-11	487 846	60-7	487 904	157B-52	488 113	56-16
487 291	102-38	487 848	164-4	487 904	158-74	488 115	56-16
487 436	69-7	487 852	138-15	487 904	162-16	488 116	56-16
487 436	70-7	487 860	133-32	487 906	133-19	488 125	56-16
487 437	71-10	487 860	138-11	487 906	141-3	488 126	56-16
487 464	115-16	487 860	138A-17	487 906	142-28	488 144	56-16
487 464	116-16	487 860	145-17	487 907	138-13	488 145	56-16
487 494	28-46	487 860	149-60	487 907	138-36	488 310	66-21
487 560	51-61	487 860	150-43	487 907	138-37	488 310	68-15
487 560	52-6	487 862	38-18	487 907	138A-19	488 310	68-25
487 560	56A-78	487 862	38-50	487 913	134-11	488 316	63-87
487 560	60-14	487 862	42-40	487 913	134-35	488 316	64-55
487 560	60-22	487 862	42-69	487 914	124-5	488 316	66-21
487 560	62-32	487 862	133-25	487 914	130-34	488 316	68-15
487 583	55-2	487 876	49-7	487 914	152-48	488 316	68-25
487 583	128-69	487 876	50-10	487 914	160-5	488 316	68-26
487 583	129-57	487 876	50A-17	487 914	161-3	488 316	152-87
487 583	129A-46	487 876	50B-17	487 915	148-7	488 316	153-66
487 584	129B-44	487 876	95-36d	487 915	150A-62	488 316	154-87
487 614	2-74	487 878	133-26	487 915	152-55	488 316	155-64
487 624	91-33	487 881	139-2	487 915	153-51	488 318	91-30
487 648	134-2	487 882	139-4	487 915	154-76	488 320	110-74
487 663	24A-42	487 882	139A-13	487 915	155-78	488 320	111-57
487 663	25-55	487 895	66-17	487 915	155A-10	488 327	116-24
487 704	80-26	487 895	138-16	487 915	156-15	488 351	110-96
487 712	56A-74	487 895	138A-15	487 915	157-15	488 358	151-9
487 712	56B-60	487 895	143-9	487 915	164-5	488 381	120-61
487 712	58A-9	487 896	78A-10	487 915	164-6	488 383	46-30
487 712	58A-26	487 896	138-12	487 915	165-5	488 383	47-10
487 712	58B-16	487 896	138A-18	487 916	158-77	488 383	68-24
487 712	58C-9	487 897	139-3	487 916	165-4	488 406	151-8
487 712	58D-16	487 898	119-30	487 917	149-78	488 421	99-55
487 716	14-54	487 898	135-5	487 917	150-75	488 471	113-73
487 722	131-53	487 898	138-14	487 917	164-6	488 471	114-71
487 722	131A-33	487 898	138A-16	487 917	165-5	488 471	125-37
487 722	132-63	487 898	144-23	487 927	106-9	488 474	65-55
487 722	132A-36	487 904	99-3f	487 929	133-42	488 478	126-4

Revised February 18, 1994

PIPER PARTS CATALOG

Part Number	Figure and Index No.	Part Number	Figure and Index No.	Part Number	Figure and Index No.	Part Number	Figure and Index No.
488 499	158-90	491 048	87-47	491 060	46-26	492 117	132-33
488 509	110-5	491 048	88-44	491 060	46-67	492 117	159-25
488 510	110-16	491 048	89-58	491 060	47-12	492 118	131-18
488 519	91-31	491 048	g0-45	491 060	65-60	492 118	132-32
488 519	118-10	491 048	91-32	491 060	68-22	492 118	159-23
488 520	64-40	491 048	118-10	491 060	110-82	492 118	159-24
488 520	67-50	491 049	65-58	491 060	111-45	492 120	131-20
488 520	67-91	491 049	111-30	491 062	130-39	492 120	131A-11
488 520	67A-64	491 050	46-25	491 067	65-57	492 120	132-30
488 520	67A-66	491 050	65-56	491 068	85-95	492 120	132A-19
488 520	130B-50	491 050	110-17	491 068	86-64	492 120	159-29
488 522	68-24	491 050	110-102	491 068	87-73	492 122	159-28
488 532	131-41	491 050	110-103	491 068	88-85	492 127	159-26
488 532	159-51	491 050	111-36	491 068	89-60	492 152	46-1
488 538	158-91	491 050	111-44	491 068	90-63	492 152	48-19
488 539	153-5	491 050	111-52	491 068	110-81	492 181	97A-13
488 539	154-78	491 050	113A-13	491 069	159-52	492 190	110-99
488 539	155-68	491 050	114-74	491 073	126-36	492 191	110-98
488 541	131-40	491 050	114A-25	491 994	97A-4	492 192	125-30
488 541	132-49	491 050	119-18	491 973	129A-9	492 193	51-40
488 541	159-50	491 050	152-36	491 973	1298-9	492 193	51A-19
488 542	65-54	491 050	153-95	492 100	68-14	492 193	51B-13
488 548	67-51	491 050	154-69	492 100	85-34	492 203	51-39
488 548	67A-65	491 050	155-8	492 100	85-65	492 203	51A-20
488 699	130-1	491 051	110-70	492 100	86-27	492 203	51B-21
488 699	130A-1	491 051	111-29	492 100	86-32	492 203	122A-44
488 704	130B-1	491 052	46-55	492 100	87-27	492 239	85-29
488 704	130B-1	491 052	110-7	492 100	87-66	492 239	86-29
488 751	133-95	491 052	113-8	492 100	8-3-34	492 239	88-29
489 367	50-81	491 052	114-74	492 100	89-27	492 239	89-29
489 369	51-36	491 052	126-3	492 100	90-30	492 239	93-22
489 424	50A-35	491 052	130-2	492 100	96-33	492 242	67-2
489 424	50B-47	491 052	130-3	492 100	97-21	492 242	67A-3
489 424	50B-49	491 052	131-5	492 106	110-15	492 243	67-2
489 424	57A-52	491 052	132-5	492 106	110-95	492 243	67A-3
489 424	57A-52b	491 053	85-44	492 108	96-34	492 263	131-19
489 424	58-52	491 053	85-47	492 108	97-25	492 263	132-33
489 424	58-52b	491 053	86-60	492 109	85-29	492 264	132-32
489 424	58B-39b	491 053	86-68	492 109	87-30	492 267	131-18
489 424	58D-30	491 053	87-43	492 109	88-29	492 271	131-21
489 425	106-11	491 053	87-46	492 109	90-32	492 271	131A-12
489 426	106-11	491 053	88-43	492 109	93-16	492 271	132-31
489 439	133-81	491 053	89-57	492 110	85-42	492 271	132A-20
489 516	106-11	491 053	90-44	492 110	86-30	492 271	159-27
489 873	152-92	491 053	110-71	492 110	87-41	492 279	130B-59
489 873	153-73	491 053	113-66	492 110	93-12	492 324	62-4
489 873	154-79	491 053	114-70	492 111	85-36	492 343	97A-31
489 873	155-73	491 053	125-34	492 111	86-28	492 344	97A-31
489 873	155A-2	491 053	126-35	492 111	87-34	492 345	97A-6
489 873	156-43	491 053	130-26	492 111	88-36	492 346	97A-6
489 873	157-43	491 058	90-64	492 111	90-36	492 349	97A-5
489 873	157A-42	491 058	91-34	492 111	93-9	492 685	133-23
489 873	157B-15	491 058	92-16	492 112	46-1	492 687	133-23
491 048	85-48	491 059	65-59	492 112	48-19	494 001	49-64
491 048	86-62	491 059	68-22	492 117	131-19	494 001	50A-51

Revised: February 18, 1994

PIPER PARTS CATALOG

Part Number	Figure and Index No.	Part Number	Figure and Index No.	Part Number	Figure and Index No.	Part Number	Figure and Index No.
494 003	50A-45	494 678	162-21	550 952	76-1	554 480	56-8
494 003	55-39	494 721	43-47	550 962	69-12	554 552	85-46
494 003	55-40	494 722	39-41	550 962	76-1	554 552	86-75
494 004	49-61	506 619	33-16	550 963	69-12	554 552	122A-51
494 004	50-68	510 239	98-71	550 963	76-1	554 599	70-38
494 004	50-70	514 747	98-84	550 965	69-12	554 623	83-68
494 004	50A-44	514 748	64-31	550 965	76-1	554 633	131-68
494 004	55-41	514 748	98-73	550 966	69-12	554 633	132-76
494 021	50-83	514 748	98-74	550 966	76-1	554 649	86-81
494 021	62B-22	514 750	64-32	551 114	149-48	554 649	89-79
494 060	2-75	514 750	64-33	551 114	150-21	554 670	57-45
494 060	54-16	514 752	64-34	551 216	163-1	554 670	57A-31
494 060	55-3	515 159	146-14	551 233	163-2	554 670	58-30
494 060	128-70	515 714	116-29	551 233	164-10	554 671	57-45
494 060	129-58	515 715	50B-12	551 233	165-8	554 671	57A-31
494 060	129A-47	515 715	139A-42	551 708	38-2	554 671	58-30
494 060	129B-45	515 719	107-53	551 719	38-2	554 676	14-50
494 063	96-23	515 719	108-53	551 730	38-2	554 678	96-31
494 063	97-26	515 738	98-44	551 730	41A-1	554 678	97-23
494 067	165-27	515 739	49-36	551 731	38-2	554 726	69-34
494 068	165-27	515 739	50-80	551 731	41A-1	554 757	32-69
494 071	2-41	515 754	50-58	551 769	38-3	554 757	79-18
494 071	33-8	517 808	135-41	551 769	40-1	554 775	126-27
494 071	33-21	519 886	49-38	551 791	42-2	554 802	64-51
494 071	33-33	519 886	50-16	551 791	44-1	554 802	67-58
494 071	34-39	519 946	49-68	551 865	146B-5	554 802	67A-73
494 071	35-57	548 011	63-3	551 920	143-4	554 802	130-49
494 071	36-41	548 011	64-17	551 992	133-84	554 802	130A-40
494 071	37-61	548 014	63-3	552 501	133-84	554 802	130B-40
494 071	37-73	548 014	64-17	552 506	133-88	554 802	131-50
494 081	98-68	548 036	63-35	552 527	97A-10	554 802	131A-30
494 102	24-35	548 039	63-18	552 528	97A-10	554 802	132-58
494 102	25-12	548 045	63-18	553 228	56-19	554 802	132A-31
494 102	25-28	548 302	63-37	553 228	56-28	554 802	159-67
494 102	27-12	548 330	63-18	553 235	135-3	554 802	162-32
494 102	30-55	548 330	64-20	553 399	80-14	554 806	67-59
494 102	32-34	548 331	63-18	553 508	134-42	554 806	67A-74
494 102	49-59	548 331	64-20	553 522	150A-72	554 806	131-51
494 102	49-60	548 538	63-19	553 522	157B-43	554 806	131A-31
494 102	50-66	548 551	97A-24	553 527	83-71	554 806	132-59
494 102	50-67	548 552	97A-25	553 528	83-73	554 806	132A-32
494 102	50-72	550 381	133-3	553 529	83-72	554 806	159-68
494 102	50A-46	550 382	133-3	553 600	156-60	554 808	132-77
494 102	53-23	550 390	133-7	553 600	157-60	554 809	130A-41
494 102	53-24	550 513	160-1	553 686	150A-72	554 809	130A-61
494 102	53-25	550 559	149-10	553 686	155A-21	554 809	130B-41
494 102	55-48	550 559	150-18	554 175	153-41	554 809	132-80
494 102	60-10	550 559	150A-15	554 257	96-37	554 820	70-39
494 102	128-16	550 684	63-17	554 257	97-37	554 829	79-39
494 107	50A-47	550 684	64-21	554 257	97A-15	554 834	117-45
494 111	49-57	550 778	149-9	554 345	14-49	554 834	117-59
494 111	49-58	550 778	150-17	554 475	56-18	554 834	117-64
494 111	50-64	550 951	69-12	554 477	56-8	554 837	159-64
494 111	50-65	550 951	76-1	554 478	56-7	554 842	56A-13
494 111	165-26	550 952	69-12	554 479	56-15	554 848	73-25

Revised: February 18, 1994

PIPER PARTS CATALOG

Part Number	Figure and Index No.	Part Number	Figure and Index No.	Part Number	Figure and Index No.	Part Number	Figure and Index No.
554 862	119-27	558 913	67-44	565 238	62-9	571 185	53-21
554 863	73-25	558 913	67A-58	565 238	62A-31	571 192	139A-20
554 863	74-12	558 913	149-56	565 238	62B-39	572 553	56-23
554 868	63-27	558 913	150-41	565 251	80-13	572 553	135-2
554 868	63-41	558 913	153-74	565 274	133-24	572 554	53-28
554 868	64-29	558 925	67-45	565 280	168-1	572 564	97A-1
554 874	46-34	558 925	67A-59	565 322	117-24	572 565	97A-1
554 885	85-73	558 925	131-38	565 323	133-66	572 566	97A-1
554 885	86-80	558 925	131A-23	565 323	168-1	572 604	145-3
554 885	88-65	558 925	132-47	565 367	98-94	572 605	145-3
554 885	89-69	558 925	132A-26	565 367	155A-51	572 625	63-8
554 888	67-60	558 925	159-55	565 367	157A-2	579 225	83-59
554 888	67A-75	558 926	67-45	565 367	157B-50	579 493	56-13
554 894	158-98	558 926	67-76	565 446	162-37	579 494	56-13
554 897	69-61	558 926	67A-59	565 608	56-24	580 838	56-9
554 901	140-8	558 928	74-9	565 608	135-40	581 028	133-33
554 906	95-69	558 929	92-21	566 500	Misc.	581 242	53-17
554 914	128-76	558 931	67-76	566 502	Misc.	581 304	49-50
554 914	129-65	558 931	67A-62	571 073	128-13	581 304	50-59
554 914	129A-59	558 931	131-64	571 073	129-8	581 333	61-17
554 919	67-40	558 931	131A-38	571 073	129A-32	581 333	61-22
554 919	67A-69	558 931	132-48	571 073	129B-29	581 333	62A-27
554 919	83-69	558 931	132A-27	571 077	115-15	581 482	64-53
554 927	126-28	558 931	159-74	571 077	116-15	581 482	126-5
554 929	117-43	558 932	67A-62	571 078	95-19	582 793	53-17
554 936	119-26	558 933	67-47	571 079	138-26	583 578	128-26
554 947	73-23a	558 933	67A-60	571 079	164-33	583 578	129-22
554 963	109-37	558 933	131-37	571 079	165-23	583 578	129A-33
554 971	67-80	558 933	131A-22	571 080	64-35	583 578	129B-30
554 971	67A-78	558 933	132-45	571 080	139-13	583 578	169-64
554 988	125-43	558 933	132A-25	571 080	139A-21	584 016	133-85
554 992	141-11	558 933	159-56	571 080	158-101	584 016	133-94
554 992	142-10	558 989	119-41	571 080	164-32	585 111	162-23
555 347	164-12	558 991	67-43	571 080	164-33	585 118	97A-43
555 347	165-12	558 991	67A-57	571 080	165-22	587 177	84-21
555 355	143-6	558 991	153-68	571 088	79-13	587 186	84-29
555 356	143-2	558 991	154-77	571 091	28-41	587 213	28-32
555 409	152-2	558 991	155A-56	571 091	56A-41	587 272	32-68
555 409	153-88	558 992	67-44	571 091	57-35	587 307	69-7
555 451	153-43	558 992	67A-58	571 091	57A-27	587 548	80-9
555 731	166-10	558 992	154-71	571 091	58-26	587 550	54-16
555 799	133-51	558 992	155-67	571 099	49-45	587 600	56A-50
556 743	63-79	558 992	155A-57	571 100	122-26	587 600	56B-11
556 743	64-52	560 007	43-61a	571 109	59-29	587 600	57-46
556 743	154-16	560 007	43-62a	571 109	59-37	587 600	57A-32
556 743	155-13	560 690	139-19	571 116	143-16	587 600	58-31
556 743	155A-54	560 690	139A-29	571 117	138-26	587 600	58A-13j
556 942	97A-29	560 690	168-22	571 124	125-33	587 600	58A-28k
557 373	63-79	565 197	95-28	571 126	64-35	587 600	58B-20
557 584	69-30	565 225	46-8	571 126	138-26	587 600	58B-29
558 898	73-41	565 225	47-2	571 126	139A-20	587 600	58C-20
558 899	125-48	565 226	46-7	571 153	164-35	587 600	59-29a
558 907	130A-30	565 226	47-3	571 153	165-25	587 600	59-62a
558 907	130B-30	565 228	53-3	571 154	164-34	587 775	138-36
558 913	64-38	565 238	62-3	571 154	165-24	587 788	56-7b

Revised: February 18, 1994

PIPER PARTS CATALOG

Part Number	Figure and Index No.	Part Number	Figure and Index No.	Part Number	Figure and Index No.	Part Number	Figure and Index No.
587 820	152-51	587 994	157-15	596 717	154-32	751 273	121-5
587 820	153-47	587 994	157B-5	596 717	155-34	751 274	120-2
587 820	153-107	588 018	125-46	596 717	155A-19	751 278	149-4
587 820	154-51	588 018	126-43	596 717	157B-34	751 281	113A-34
587 820	154-75	588 043	167-5	596 737	152-18	751 282	120-25
587 820	155-47	588 083	133-61	596 738	152-18	751 286	141-20
587 820	155-79	588 084	63-90	596 738	160-7	751 287	149-11
587 822	152-32	588 085	63-96	596 754	156-20	751 287	150A-14
587 822	153-34	588 139	157A-1	596 756	150A-16	751 288	149-4
587 822	154-32	588 140	154-35	596 756	156-21	751 290	161-1
587 822	155-34	588 140	155-36	596 756	157-21	751 298	138A-6
587 842	130B-2	588 214	139A-11	596 758	156-20	751 298	142-3
587 849	154-50	588 283	139A-12	596 820	150A-18	751 300	151-1
587 849	155-21	588 342	162-34	596 821	156-7	751 303	149-1a
587 849	155A-13	588 385	67-91	596 822	156-7	751 303	150-2
587 857	135-32	588 385	67A-66	596 822	157-7	751 314	149-5
587 857	138-21	588 385	155A-58	596 928	156-10	751 314	150-7
587 857	138A-8	588 494	157A-6a	596 928	157-10	751 314	150A-8
587 865	150-69	588 534	130B-24	596 929	156-11	751 316	166-3
587 888	150A-67	588 536	130B-61	596 929	157-11	751 318	166-4
587 888	154-55	588 621	130B-62	596 930	156-12	751 319	166-5
587 888	155-41	589 840	97A-32	596 930	157-12	751 323	120-45
587 888	155A-11	589 841	97A-30	596 960	157-20	751 332	121-2
587 888	157B-53	589 842	97A-30	597 250	146C-2	751 340	150A-9
587 967	157B-3	589 843	129A-25	597 257	167A-6	751 340	156-6
587 916	152-11	589 844	129B-27	597 583	155A-50	751 340	157-6
587 916	153-97	589 876	129B-38	597 583	157B-51	751 348	150A-10
587 916	154-35	589 877	129A-37	597 618	150A-10	751 348	156-8
587 916	155-36	589 897	97A-44	597 618	156-8	751 348	157-8
587 943	154-54	589 898	97A-45	597 618	157-8	751 363	43-13
587 943	155-40	589 899	97A-44	598 007	150A-10	751 405	44-10
587 943	155A-12	589 900	97A-45	598 007	156-8	751 437	134-1a
587 950	150A-64	596 016	146-2	598 007	157-8	751 445	48-29
587 950	156-48	596 031	158-105	653 054	56-18	751 446	48-30
587 950	157-48	596 038	146A-3	653 055	56-20	751 461	149-8b
587 951	166-11	596 038	1468-6	653 056	56-7	751 470	41A-16
587 965	63-98	596 038	146C-3	653 057	56-8	751 489	44-6
587 965	166-11	596 038	147-3	653 058	56-8	751 494	44-3
587 965	167A-10	596 054	160-4	653 059	56-15	751 494	44-5
587 966	133-78a	596 155	146-22	653 060	56-14	751 511	40-15
587 967	134-25	596 172	160-4	653 181	63-91a	751 759	110-106
587 967	156-14	596 173	160-2	665 915	97A-8	751 799	119-54
587 967	157-14	596 174	160-3	686 012	43-45	751 801	120-6
587 984	157B-5	596 175	160-1	687 536	97A-7	751 811	128-46
587 979	130-34	596 200	152-68	687 537	97A-7	751 811	129-30
587 979	130A-26	596 200	153-6	688 148	150A-66	751 811	129A-19
587 979	135-43	596 200	154-68	688 148	156-50	751 811	129B-17
587 985	150A-66	596 200	155-2	688 148	157-50	751 812	128-47
587 985	155A-17	596 249	147-2	688 148	157A-21	751 812	129-31
587 985	156-50	596 249	147A-2	688 148	157B-38	751 812	129A-20
587 985	157-50	596 267	146-21	751 201	144-21	751 812	129B-18
587 985	157A-21	596 507	147A-4	751 201	145-8	751 813	128-49
587 988	124-5	596 508	150A-18	751 202	144-21	751 813	129-33
587 994	150A-62	596 510	150A-16	751 202	145-8	751 813	129A-22
587 994	156-15	596 654	152-9	751 229	42-39	751 813	129B-20

Revised: February 18, 1994

PIPER PARTS CATALOG

Part Number	Figure and Index No.	Part Number	Figure and Index No.	Part Number	Figure and Index No.	Part Number	Figure and Index No.
751 814	128-50	751 990	149-17	752 515	76-7	753 091	56-20a
751 814	129-34	751 990	150-25	752 516	75-14	753 110	48-26
751 814	129A-23	751 992	141-21	752 517	93-8	753 119	119-50
751 814	129B-21	751 996	149-14	752 518	93-32	753 121	120-42
751 815	67-41a	752 006	75-2	752 518	94-5	753 193	119-52
751 815	67A-53	752 008	142-7	752 519	113-6	753 194	44-2
751 815	131-22a	752 010	151-2	752 520	113-17	753 195	44-4
751 815	131A-14	752 011	151-3	752 520	114-88	753 199	120-27
751 815	132-28	752 012	76-2	752 521	113-72	753 201	120-30
751 815	132A-18	752 013	113-81	752 521	114-85	753 215	48-11
751 815	159-32a	752 014	76-2	752 523	113A-25	753 216	112-19
751 817	121-10	752 017	120-1	752 524	113-57	753 217	12-49
751 818	40-12	752 094	41A-5	752 524	114-87	753 218	113A-37
751 819	44-7	752 109	121-2	752 525	113-76	753 219	40-2
751 820	75-20	752 122	128-58	752 525	114-86	753 220	40-4
751 821	93-5	752 122	129-15	752 526	112-12a	753 228	150A-20
751 822	113-4	752 122	129A-28	752 528	158-16	753 228	156-21a
751 823	113-15	752 122	129B-23	752 529	120-16	753 228	157-21a
751 824	113-47	752 129	120-17	752 530	75-14	753 389	120-26
751 834	39-33	752 130	120-17	752 530	76-40	753 390	120-13
751 834	43-41	752 134	69-59	752 531	76-19	753 391	120-34
751 859	67-5	752 138	120-17	752 568	112A-5	753 391	121-14
751 859	67A-6	752 317	149-8b	752 569	112A-18	753 392	120-33
751 859	131-57	752 317	150-11	752 570	112A-25	753 392	121-15
751 859	131A-36	752 350	28-47	752 581	128-22	753 407	41A-14
751 859	132-23b	752 350	29-11	752 583	129-19	753 421	141-16
751 859	132A-13	752 350	84-31	752 587	114-80	753 421	142 12
751 859	159-30b	752 355	128-55	752 588	112A-8	753 425	141-29
751 869	110-109	752 355	129-37	752 589	114-81	753 425	142-15
751 872	119-56	752 355	129A-7	752 604	110-109	753 426	142-17
751 874	120-8	752 355	129B-7	752 713	39-34	753 427	141-31
751 875	120-28	752 358	112-12c	752 713	43-44	753 427	142-17
751 876	120-15	752 359	112-12e	752 713	75-10	753 427	142-20
751 877	120-18	752 360	112-43	752 713	75-23	753 433	128-56
751 878	121-9	752 363	41-15	752 713	76-22	753 433	129-38
751 890	48-5	752 365	112-12b	752 714	158-20	753 433	129A-8
751 892	112-40	752 367	121-18	752 722	39-19b	753 433	129B-8
751 896	128-54	752 369	28-47	752 722	43-43	753 437	128-24
751 896	129-36	752 371	151-4	752 731	42-37	753 437	129-21
751 898	93-7	752 373	107-68	752 735	48-15	753 440	134-8
751 900	113-14	752 504	128-45	752 735	48-22	753 440	134-15
751 901	113A-23	752 504	129-29	752 742	93-13	753 444	112-17
751 902	113-82	752 504	129A-18	752 760	93-14	753 445	112-33
751 903	121-26	752 504	129B-16	752 765	43-19	753 445	112A-27
751 904	63-35	752 505	128-48	752 830	40-13	753 445	114-36
751 918	93-44	752 505	129-32	752 830	44-9	753 446	112-36
751 918	94-11	752 505	129A-21	752 869	119-53	753 448	40-14
751 920	120-49	752 505	129B-19	752 965	41A-7	753 461	75-3
751 922	120-15	752 508	112-22	753 059	120-10	753 461	76-3
751 960	120-29	752 510	75-6	753 074	128-60	753 462	75-4
751 962	121-24	752 510	76-8	753 074	129-17	753 462	76-5
751 977	121-8	752 511	75-8	753 074	129A-30	753 463	75-16
751 981	75-2	752 511	76-35	753 074	129B-25	753 463	76-44
751 985	113-81	752 514	75-24	753 079	128-33	753 464	75-21
751 986	120-1	752 515	75-42	753 079	129-28	753 465	75-21

Revised: February 18, 1994

PIPER PARTS CATALOG

Part Number	Figure and Index No.	Part Number	Figure and Index No.	Part Number	Figure and Index No.	Part Number	Figure and Index No.
753 467	75-28	753 899	120-31	754 761	128-31	755 273	120-1
753 467	76-15	753 900	120-36	754 761	129-25	755 275	120-1
753 468	38-26	753 904	121-25	754 762	129-24	755 276	112A-42
753 469	38-28	753 910	67-4	754 770	76-37	755 277	112-44
753 469	38-31	753 910	67A-5	754 771	120-11a	755 297	56-18b
753 470	38-30	753 927	141-32	754 779	120-54	755 297	56-20e
753 471	42-25	753 941	128-61	754 785	56-23	755 312	120-1
753 475	134-6a	753 941	129-18	754 797	56-20b	755 351	63-9a
753 476	49-6a	753 941	129A-24	754 800	113-68	755 352	63-9a
753 476	50-9	753 941	129B-26	754 801	113-61	755 400	120-3
753 476	50A-16	753 945	128-27	754 807	149-69	755 401	120-22
753 476	50B-16	753 945	129-23	754 807	150-16	755 404	158-6
753 476	95-36c	753 946	128-18	754 807	150A-21	755 415	160-1
753 477	134-5a	753 946	129-1	754 808	76-29	755 416	160-1
753 478	2-4a	753 947	128-21	754 809	113-46	755 427	63-16
753 478	133-16	753 947	129-5	754 810	113-47	755 427	64-19
753 478	144-15	753 947	129A-5	754 813	76-29	755 428	63-15
753 478	144-20	753 947	129B-5	754 817	65-42	755 428	64-18
753 478	145-7	753 960	48-2	754 826	75-20	755 430	152-9
753 479	113-16	753 963	121-4	754 833	120-44	755 458	120-3
753 480	113-20	753 964	112-2	754 847	120-28a	755 474	152-13
753 481	113-22	753 965	112-14	754 851	114-62	755 614	120-58
753 482	113-25	753 966	112-21	754 852	114-68	755 649	93-8
753 483	113-31	753 972	69-41	754 853	114-54	755 800	75-11
753 484	112-55	753 974	128-59	754 854	112A-21	755 800	76-39
753 484	112A-48	753 974	129-16	755 002	63-35	755 834	93-20
753 484	113-35	753 974	129A-29	755 016	96-8a	755 835	93-18
753 484	114-43	753 974	129B-24	755 016	97-7a	755 836	93-19
753 485	113-42	753 975	128-59	755 016	97A-23	755 843	93-37
753 486	113-71	753 975	129A-29	755 017	96-8b	755 843	94-8
753 486	114-82	753 975	129B-24	755 017	97-7b	755 864	120-41
753 487	113A-7	753 978	149-18	755 021	145-13	755 865	120-39
753 488	113A-9	753 982	75-26	755 022	120-52	755 866	121-11
753 490	113-59	753 982	76-13	755 042	144-6	755 902	112-25
753 490	114-84	753 986	93-4	755 052	75-52	755 908	48-25
753 491	113A-35	753 987	93-6	755 052	76-51	755 909	93-23
753 492	120-24	753 999	113-51	755 054	114A-11	755 924	141-29
753 493	121-1	754 549	134-9	755 055	112A-38	755 924	142-15
753 494	121-3	754 550	112-11	755 057	114-94	755 924	142-16
753 650	119-55	754 550	112A-13	755 075	144-22	755 931	75-44
753 736	113A-16	754 551	112-24	755 075	145-8a	755 931	76-32
753 737	120-32	754 552	40-7	755 076	144-23	755 932	75-45
753 738	121-13	754 555	134-16	755 076	145-8b	755 932	76-33
753 743	128-57	754 557	149-13	755 096	112A-46	755 933	75-39
753 743	129-14	754 558	130-3	755 105	125-26d	755 933	76-11
753 743	129A-27	754 559	130-4	755 200	144-7	755 934	75-17
753 743	129B-22	754 560	130-5	755 202	149-77	755 934	76-45
753 758	158-1	754 561	130-6	755 202	150-24	755 935	75-25
753 759	158-5	754 563	158-9	755 225	75-2	755 935	76-22
753 785	94-2	754 564	158-10	755 226	76-2	755 940	113-62
753 790	113A-16	754 565	158-11	755 228	61-2a	755 940	113-70
753 800	121-13	754 566	158-12	755 243	120-48	755 940	114-76
753 801	121-29	754 574	40-7	755 252	121-8	755 941	112-29
753 850	41-7	754 632	40-7	755 253	121-8	755 941	112-51
753 850	41A-18	754 758	120-11	755 255	120-29	755 941	112A-54

Revised: February 18, 1994

PIPER PARTS CATALOG

Part Number	Figure and Index No.	Part Number	Figure and Index No.	Part Number	Figure and Index No.	Part Number	Figure and Index No.
755 941	113-63	756 040	75-19	756 294	75-34	756 603	75-33
755 941	113A-40	756 040	76-28	756 294	76-43	756 603	76-26
755 941	114-38	756 046	61-2b	756 295	75-13	756 604	75-33
755 941	114-41	756 051	93-39	756 296	93-43	756 604	76-26
755 941	114A-32	756 052	149-4a	756 296	94-10	756 606	75-37
755 946	128-52	756 056	142-22	756 298	93-41	756 606	76-24
755 946	129-40	756 062	93-34	756 301	128-29	756 607	75-46
755 946	129A-26	756 069	93-25	756 302	128-30	756 607	76-41
755 952	48-3	756 072	145-10	756 302	129-26	756 608	93-33
755 953	48-4	756 119	48-13	756 303	128-32	756 610	113A-31
755 955	48-18	756 119	48-28	756 317	69-40	756 619	38-3
755 957	112-18	756 120	48-20	756 318	128-51	756 619	40-1
755 958	112-26	756 149	41A-8	756 318	129-39	756 623	69-38
755 959	112-27	756 162	119-51	756 319	128-60	756 624	70-42
755 960	112-28	756 164	110-108	756 319	129-17	756 632	70-42
755 960	112A-33	756 177	120-7	756 319	129A-30	756 739	Misc.
755 961	112-34	756 178	120-9	756 319	129B-25	756 925	Misc.
755 961	112A-26	756 179	120-12	756 323	113A-28	757 007	Misc.
755 962	112-46	756 180	120-5	756 324	120-19	757 008	Misc.
755 962	112A-59	756 183	120-14	756 325	121-16	757 051	149-8
755 962	114-40	756 184	121-12	756 327	128-34	757 051	150-10
755 963	40-11	756 187	121-23	756 327	129-27	757 052	149-7
755 964	44-8	756 232	141-25	756 329	130-1	757 052	149-16
755 968	75-15	756 233	141-16	756 333	161-2	757 052	149-49
755 968	76-42	756 233	142-12	756 336	70-41	757 052	150-9
755 973	93-40	756 235	141-22	756 339	120-19	757 052	150-22
755 973	94-4	756 236	141-30	756 347	149-76	757 055	Misc.
755 977	75-27	756 236	142-16	756 347	150-23	757 097	Misc.
755 977	76-14	756 236	142-19	756 363	152-17	757 101	Misc.
755 980	113-5	756 242	75-30	756 398	166-1	757 112	Misc.
755 980	113-69	756 242	76-16	756 505	128-20	757 114	Misc.
755 980	114-48	756 258	119-49	756 505	129-4	757 115	Misc.
755 980	114-89	756 259	48-9	756 505	129A-4	757 116	Misc.
755 981	113-9	756 262	121-21	756 505	129B-4	757 125	Misc.
755 982	113-19	756 263	112-12f	756 507	128-19	757 147	Misc.
755 983	113-26	756 264	112-15	756 507	129-3	757 161	Misc.
755 984	113-33	756 265	112-23	756 507	129A-3	757 186	Misc.
755 985	113-34	756 266	112-37	756 507	129B-3	757 192	Misc.
755 986	113-41	756 266	113-36	756 508	48-14	757 193	Misc.
755 988	113A-26	756 267	112-41	756 510	75-41	757 213	128-23
755 991	149-20	756 269	112-48	756 510	76-10	757 213	129-20
755 991	150-15	756 270	113A-36	756 511	113-12	757 219	48-10
756 010	158-19	756 271	112-47	756 512	120-35	757 220	121-6
756 015	93-34	756 273	69-42	756 513	118-42	757 221	112-3
756 020	112-5	756 274	69-43	756 514	128-53	757 222	112-9
756 021	112-12d	756 276	40-6	756 514	129-35	757 223	112-8
756 022	112-6	756 284	75-5	756 549	114-2	757 223	112-53
756 032	141-29	756 286	75-12	756 550	114-10	757 223	112A-56
756 032	142-15	756 286	75-32	756 551	114-22	757 224	112-10
756 032	142-16	756 289	75-35	756 552	114-31	757 225	112-16
756 037	144-16	756 289	76-27	756 553	114-39	757 226	112-20
756 038	128-18a	756 291	75-30	756 554	114-53	757 227	112-30
756 038	129-2	756 291	76-23	756 555	114A-1	757 228	112-31
756 038	129A-2	756 293	75-40	756 560	118-42	757 229	112-32
756 038	129B-2	756 293	76-9	756 577	120-4	757 229	112A-31

PIPER PARTS CATALOG

Part Number	Figure and Index No.	Part Number	Figure and Index No.	Part Number	Figure and Index No.	Part Number	Figure and Index No.
757 229	113A-4	757 277	114-9	757 471	41A-11	757 564	158-3
757 229	114A-3	757 277	114-16	757 473	110-4	757 565	158-7
757 230	112-38	757 277	114-57	757 473	114-1	757 566	158-17
757 231	112-39	757 277	114A-3	757 486	75-53	757 571	134-16
757 232	112-42	757 279	113A-22	757 486	76-52	757 573	121-17
757 233	112-52	757 279	114A-30	757 493	152-15	757 577	120-64
757 233	112A-55	757 283	113-74	757 494	112A-52	757 578	93-42
757 234	112-54	757 283	114-83	757 495	114A-5	757 579	149-2a
757 236	112A-51	757 284	113-75	757 496	112A-49	757 579	149-3a
757 237	112-50	757 284	114-77	757 497	112A-50	757 579	150-4
757 238	48-33	757 285	113-29	757 498	114-28	757 579	150-6
757 240	41-9	757 286	113-44	757 499	112A-3	757 579	150A-3
757 249	75-18	757 287	113A-20	757 500	112A-20	757 579	150A-5
757 249	76-31	757 288	113A-3	757 502	113-10	757 579	150A-7
757 250	75-22	757 289	113-55	757 503	113-18	757 579	156-3
757 250	76-20	757 290	113-64	757 504	113-21	757 579	156-5
757 251	75-29	757 291	113-79	757 505	113-23	757 579	156-5b
757 251	76-18	757 291	114A-13	757 506	113-27	757 579	157-3
757 253	75-43	757 291	114A-15	757 507	113-32	757 579	157-5
757 253	76-46	757 292	113-39	757 509	113-38	757 579	157-5b
757 255	93-3	757 293	113-84	757 510	113-50	757 581	149-8a
757 256	93-10	757 296	149-15	757 510	113A-27	757 583	75-13
757 256	112A-30	757 297	149-15	757 512	113-45	757 583	76-38
757 256	114-55	757 303	110-4	757 513	113-48	757 584	142-6
757 257	93-11	757 303	113-1	757 514	113-49	757 585	142-9
757 258	93-15	757 315	93-29	757 515	113A-1	757 587	94-9
757 259	93-24	757 319	112-3	757 516	113A-2	757 588	94-6
757 259	93-30	757 320	112-7	757 517	113-52	757 589	94-7
757 260	93-31	757 321	75-22	757 518	113-56	757 593	76-6
757 262	113-3	757 324	93-38	757 519	113A-5	757 594	113-50
757 263	113-7	757 327	113-84	757 520	113A-8	757 600	149-1
757 263	114-27	757 328	113-39	757 521	113A-10	757 600	150-1
757 263	114A-29	757 329	93-28	757 522	113A-11	757 601	121-23
757 265	113-13	757 329	94-3	757 523	113A-12	757 622	93-36
757 265	113-60	757 334	120-5	757 524	113-43	757 626	142-23
757 265	114-30	757 343	119-48	757 524	113A-24	757 627	142-8
757 265	114-46	757 349	70-41	757 526	113-65	757 628	149-11
757 265	114-78	757 358	152-15	757 527	113A-30	757 633	93-21
757 266	113-24	757 374	110-4	757 528	113-80	757 641	152-10
757 267	113-28	757 374	113-1	757 529	113A-32	757 644	152-12
757 268	113-30	757 375	78-4	757 530	113A-33	757 670	152-1
757 268	113A-21	757 377	69-12	757 532	113-83	757 673	141-37
757 268	114-18	757 377	75-1	757 533	113-2	757 673	141-34
757 269	113-37	757 378	70-12	757 537	113A-39	757 673	142-27
757 269	113A-6	757 378	75-1	757 540	141-19	757 675	152-2
757 269	114A-7	757 379	69-12	757 541	141-22	757 676	152-3
757 260	113-40	757 379	76-1	757 541	142-1	757 683	142-6
757 270	114-21	757 381	149-8d	757 544	149-11	757 687	78-3
757 270	114A-31	757 382	150-12b	757 545	149-3	757 707	152-1
757 275	113-67	757 385	152-15	757 546	149-2	757 709	152-3
757 275	114-75	757 456	150A-13	757 547	149-1	757 710	152-2
757 276	113A-14	757 457	110-4	757 550	149-12	757 728	142-6
757 276	114-79	757 457	113-1	757 550	150-13	757 756	120-12
757 276	114A-28	757 470	41A-11	757 560	130-2	757 762	144-2
757 277	113A-15	757 471	41A-4	757 560	130A-2	757 796	120-50

Revised: February 18, 1994

PIPER PARTS CATALOG

Part Number	Figure and Index No.	Part Number	Figure and Index No.	Part Number	Figure and Index No.	Part Number	Figure and Index No.
757 801	113-54	757 949	152-7	758 237	130-5	758 453	167A-5
757 802	113A-38	757 962	152-6	758 237	130A-5	758 472	53-29
757 804	113-85	757 970	120-11b	758 237	130B-5	758 487	141 -2
757 805	120-40	757 970	120-47	758 238	130-6	758 487	142-4
757 806	121-7	757 973	152-16	758 238	130A-6	758 491	130B-42
757 807	149-6	757 987	120-47	758 238	130B-6	758 492	130B-42
757 808	141-11	758 013	120-31	758 239	130-3	758 528	167-2
757 808	142-10	758 013	121-7	758 239	130A-3	758 569	134-25a
757 809	141-24	758 013	121-15a	758 239	130B-3	758 569	150A-81a
757 809	142-11	758 026	150A-11	758 240	130-3	758 569	156-14a
757 810	128-67	758 055	150-30	758 240	130A-3	758 569	156-73a
757 810	129-59	758 082	156-22	758 240	130B-3	758 569	157-14a
757 816	149-19	758 082	157-22	758 241	130-4	758 569	157-73a
757 821	48-34	758 090	121-1	758 241	130A-4	758 569	157B-3a
757 823	149-14	758 092	167-3	758 241	130B-4	758 578	56-7a
757 829	149-21	758 098	121-1	758 260	150A-22	758 578	56-8a
757 829	150-58	758 101	141-18	758 266	166-6	758 578	56-8c
757 833	81-10a	758 101	142-5	758 267	166-7	758 578	56-20f
757 837	158-2	758 102	141-2	758 281	166-2	760 152	Misc.
757 838	158-4	758 102	142-4	758 293	139-31	760 160	Misc.
757 839	158-8	758 104	141-27	758 293	139A-35	760 177	Misc.
757 840	158-13	758 104	142-18	758 295	149-8e	760 184	Misc.
757 841	158-18	758 128	38-2	758 295	150-12a	760 186	Misc.
757 842	158-14	758 130	93-35	758 305	120-26	760 189	Misc.
757 843	158-15	758 134	76-4	758 309	120-57	760 197	Misc.
757 857	149-6	758 135	76-30	758 364	166 -2	760 202	Misc.
757 862	136-39	758 136	76-36	758 367	120-24	760 203	26-6
757 862	137-31	758 137	75-47	758 375	134-6a	760 207	Misc.
757 863	150A-61	758 140	75-47	758 377	112A-19	760 212	Misc.
757 863	156-70	758 142	121-1	758 378	114-66	760 215	Misc.
757 863	157-70	758 151	134-23	758 379	114-6	760 239	Misc.
757 864	112-2	758 154	142-5	758 380	114-14	760 240	Misc.
757 865	67-4	758 166	112-45	758 381	114-29	760 246	Misc.
757 865	67A-5	758 167	141-26	758 382	114-35	760 247	Misc.
757 865	132-23a	758 168	142-14	758 383	114-45	760 252	Misc.
757 865	132A-12	758 170	141-31	758 384	114-52	760 254	Misc.
757 865	159-30a	758 170	141-34	758 385	112A-35	760 288	105-24
757 872	149-72	758 170	142-17	758 386	112A-39	760 311	Misc.
757 872	150-59	758 170	142-20	758 387	114-5	760 312	Misc.
757 872	150A-60	758 171	141-36	758 387	114-13	760 321	Misc.
757 877	63-9a	758 175	142-24	758 388	114-49	760 322	Misc.
757 877	64-43a	758 179	149-8c	758 389	114-60	760 323	Misc.
757 879	48-34	758 179	150-12	758 390	114-91	760 327	Misc.
757 888	120-4a	758 194	150-19	758 418	134-28	760 329	110-69
757 902	158-106	758 200	75-47	758 422	75-21	760 342	Misc.
757 903	158-107	758 201	75-47	758 433	141-32	760 353	Misc.
757 905	149-48	758 202	76-4	758 433	142-19	760 367	106-8
757 907	152-16	758 204	75-21	758 434	141-33	760 376	Misc.
757 908	152-6	758 205	76-30	758 434	142-20	760 377	Misc.
757 910	152-8	758 207	149-8b	758 435	141-33	760 385	Misc.
757 911	152-11	758 207	150-11	758 435	142-20	760 389	112-4
757 938	63-61	758 212	142-21	758 436	141-33	760 400	Misc.
757 942	152-4	758 215	142-29	758 436	142-20	760 419	Misc.
757 943	152-5	758 232	76-4	758 451	106-23a	760 431	Misc.
757 947	78-5	758 235	142-29	758 452	167A-2	760 441	Misc.

PIPER PARTS CATALOG

Part Number	Figure and Index No.	Part Number	Figure and Index No.	Part Number	Figure and Index No.	Part Number	Figure and Index No.
760 442	Misc.	761 253	145-5	762 250	41A-13	762 455	121-15b
760 454	75-48	761 297	56-7b	762 273	120-51	762 456	120-31b
760 454	76-47	761 297	56-18b	762 274	120-59	762 456	121-15c
760 495	Misc.	761 297	56-20e	762 281	75-50	762 510	56-18d
760 496	Misc.	761 298	56-18b	762 281	76-49	762 513	41A-20
760 504	93-17	761 298	56-20e	762 282	75-51	762 514	96-38
760 523	120-20	761 482	152-14	762 282	76-50	762 514	97-38
760 525	Misc.	761 608	121-13	762 285	112A-11	762 515	96-38
760 526	Misc.	761 621	93-27	762 285	112A-47	762 515	97-38
760 534	Misc.	761 656	114A-19	762 286	114-3	762 515	97A-19
760 535	Misc.	761 910	130B-1	762 286	114-11	762 516	96-38
760 547	Misc.	761 917	130-1	762 287	114-23	762 516	97-38
760 548	Misc.	761 917	130A-1	762 288	114-32	762 524	93-39
760 549	Misc.	761 934	120-46	762 289	114-69	762 533	75-49
760 551	Misc.	761 939	166-1	762 290	114A-27	762 533	76-48
760 628	Misc.	761 946	120-10	762 291	112A-61	762 535	112A-22
760 630	Misc.	761 967	166-1	762 292	112A-60	762 536	114-8
760 631	Misc.	761 969	120-19	762 293	114-20	762 536	114-15
760 632	Misc.	761 972	42-3	762 294	114A-8	762 536	114-56
760 633	Misc.	761 979	38-4	762 295	114A-9	762 537	114-17
760 646	Misc.	761 982	120-19	762 296	114-26	762 538	114A-34
760 745	Misc.	761 983	114A-22	762 297	114A-6	762 539	112A-32
760 827	Misc.	761 990	141-23	762 298	114-4	762 540	112A-57
760 831	Misc.	761 990	142-2	762 299	114-12	762 541	112A-15
760 838	Misc.	761 995	42-3	762 300	114-24	762 542	112A-58
760 887	Misc.	761 997	38-4	762 301	114-33	762 543	114A-16
760 899	150A-12	762 003	145-4	762 302	112A-37	762 544	114A-20
760 938	Misc.	762 030	167-1	762 302	114-44	762 545	114-65
761 011	Misc.	762 033	42-3	762 303	114-50	762 546	114-61
761 039	149-40	762 035	38-4	762 304	114-59	762 547	114-90
761 039	150-69	762 209	152-1	762 305	114A-4	762 548	112A-9
761 054	93-27	762 210	152-3	762 306	114A-17	762 549	112A-10
761 064	Misc.	762 215	120-56	762 307	114A-21	762 550	112A-28
761 096	Misc.	762 218	150A-2	762 308	112A-24	762 551	112A-29
761 115	112A-14	762 218	156-2	762 309	112A-44	762 552	112A-53
761 116	Misc.	762 218	157-2	762 310	114A-2	762 553	114-67
761 117	Misc.	762 220	150A-6	762 311	114-25	762 554	112-12
761 154	144-14	762 220	156-5a	762 312	114-34	762 554	112A-12
761 155	144-14	762 220	157-5a	762 313	112A-6	762 555	114-92
761 156	144-17	762 221	150A-68	762 314	112A-45	762 570	28-80b
761 157	144-18	762 221	156-71	762 315	114A-35	762 570	32-15b
761 162	145-5	762 221	157-71	762 316	112A-36	762 573	48-3
761 163	148-5	762 222	150A-63	762 316	114-42	763 004	167-4
761 183	145-14	762 222	156-50a	762 317	114-37	763 009	110-9
761 184	145-12	762 222	157-51a	762 320	145-14a	763 019	167A-4
761 187	145-4	762 228	76-55	762 333	48-27	763 204	114-47
761 204	112A-43	762 229	150A-1	762 354	106-23b	763 205	114A-12
761 205	112A-41	762 229	156-1	762 355	56-18b	763 206	114A-14
761 207	145-11	762 229	157-1	762 355	56-20e	763 207	114A-10
761 208	145-14	762 230	150A-2	762 357	167A-3	763 208	112A-4
761 211	41A-12	762 230	156-2	762 393	120-7	763 209	112A-17
761 214	145-19	762 230	157-2	762 451	120-31a	763 210	114-63
761 225	56-18b	762 231	150A-4	762 452	120-60a	763 211	112A-2
761 225	56-20e	762 231	156-4	762 455	120-31a	763 212	114-93
761 238	134-22a	762 231	157-4	762 455	121-7a	763 233	41A-2

Revised: February 18, 1994

PIPER PARTS CATALOG

Part Number	Figure and Index No.	Part Number	Figure and Index No.	Part Number	Figure and Index No.	Part Number	Figure and Index No.
763 246	28-80a	764 814	56-7b				
763 246	32-15a	764 814	56-18b				
763 249	78A-3	764 814	56-20e				
763 253	48-2	764 823	56-18b				
763 287	40-3	764 823	56-20e				
763 287	40-5	764 825	56-20c				
763 309	48-2	764 829	56-20d				
763 388	96-37	764 908	Misc.				
763 388	97-37	764 929	Misc.				
763 388	97A-15	764 938	Misc.				
763 398	63-91a	764 957	Misc.				
763 399	63-91a	764 963	Misc.				
763 400	63-91a	765 361	Misc.				
763 401	114-64	765 479	93-23a				
763 402	114-51	914 046	Misc.				
763 403	114A-18	914 047	23-21				
763 404	112A-23	917 047	Misc.				
763 405	112A-40	923 120	Misc.				
763 406	114-19	924 355	23-22				
763 407	114-58						
763 408	114-7						
763 409	114A-36						
763 411	114-95						
763 417	76-54						
763 420	41A-3						
763 421	41A-6						
763 422	41A-9						
763 434	78A-2						
763 441	48-10						
763 715	44-2						
763 717	44-4						
763 801	Misc.						
763 856	141-32						
763 856	142-19						
763 907	Misc.						
763 988	Misc.						
763 989	Misc.						
764 082	Misc.						
764 382	125-26a						
764 400	43-4						
764 417	Misc.						
764 601	63-91a						
764 602	63-91a						
764 603	63-91a						
764 604	63-91a						
764 605	63-91a						
764 606	63-91a						
764 607	63-91a						
764 608	63-91a						
764 609	63-91a						
764 610	63-91a						
764 656	56-20a						
764 787	126-3						
764 800	93-4						
764 807	143-4a						

Revised: February 18, 1994

PIPER PARTS CATALOG

GRIDS 5D11 THRU 5L24
INTENTIONALLY LEFT BLANK

Revised February 18, 1994

5D11