



Courtesy of Bomar Flying Service
www.bomar.biz

CHEYENNE PARTS CATALOG

CARD 1 OF 5

PA-31T CHEYENNE
PA-31T CHEYENNE II
PA-31T1 CHEYENNE I
PA-31T1 CHEYENNE IA
PA-31T2 CHEYENNE II XL

PIPER AIRCRAFT CORPORATION

PIPER PARTS CATALOG

AEROFICHE EXPLANATION AND REVISION STATUS

The Parts Catalog information incorporated in this set of Aerofiche cards has been arranged in accordance with the general specifications of Aerofiche adopted by the General Aircraft Manufacturer's Association.

Conversion of Aerofiche alpha/numeric code numbers:

First number is the Aerofiche card identifier.

Letter is the horizontal line reference per card.

Second number is the vertical line reference per card

Example: 2J16 = Aerofiche card number two of given set, Grid location J16.

To aid in locating the various sections and related information desired, the following is provided:

A complete Catalog Table of Contents is given at Grid 1A8 of Aerofiche card number 1 of this set. Each additional card in this set will have a Table of Contents for all sections on that particular card. This table will start at Grid A3.

REVISIONS

The information compiled in this Aerofiche Parts Catalog will be kept current by revisions distributed periodically. These revisions will supersede all previous revisions and will be complete Aerofiche card replacements and shall supersede Aerofiche cards of the same number in the set.

Current revisions to this PA-31T, PA-31T1 and PA-31T2 Parts Catalog issued May 26, 1978 are as follows:

753 825 (PR780907)	Dated September 1978
753 825 (PR790307)	Dated March 1979
753 825 (PR790910)	Dated September 1979
753 825 (PR800317)	Dated March 1980
753 825 (PR800915)	Dated September 1980
753 825 (PR810213)	Dated February 1981
753 825 (PR810611)	Dated June 1981
753 825 (PR810910)	Dated September 1981
753 825 (PR820310)	Dated March 1982
753 825 (PR821011)	Dated October 1982
753 825 (PR830511)	Dated May 1983
753 825 (PR831212)	Dated December 1983
753 825 (PR840314)	Dated March 1984
753 825 (IR971015)	Dated October 15, 1997

NOTE: Refer to the last card of the Piper - Parts Price List - Aerofiche for a check list of current revision dates and card effectivities for this parts catalog

INTRODUCTION

This illustrated Parts Catalog is designed to provide simple but positive identification of replacement parts for the Piper Model PA-31T, PA-31T1 and PA-31T2 manufactured by the Piper Aircraft Corporation of Lock Haven, Pennsylvania.

NOTE: UNDER NO CIRCUMSTANCES SHALL THIS CATALOG BE USED FOR RIGGING AND INSTALLATION PURPOSES.

It is suggested that this catalog be thoroughly studied to determine its arrangement prior to its utilization.

1. The catalog is divided into fourteen (14) major sections described as follows:
 - a. Section I to XIII inclusive contains all replacement parts for the complete airplane. Each section is subdivided and each division includes an illustration and a parts listing.
 - b. Section XIV is the Miscellaneous Group. This group includes an illustration and parts list for the Placards and Exterior Stencils and a listing of the Optional Equipment Kits, Repair Kits and Special Tools.
2. The following is a brief explanation of the columns in the parts lists: (Refer to EXAMPLE below).
 - a. The "FIGURE AND INDEX NUMBER" column indicates the illustration figure number and its part index number. EXAMPLE: (2-1), the 2 is the figure number and the 1 is the index number. The figure number appears only at the top of each parts list page.
 - b. The "PART NUMBER" column contains the identifying number of the replacement part and this number must be shown on all Parts Orders.
 - c. The "CODE" column is for the purpose of indicating special uses of the part. An explanation of the letter code used is shown on the grid preceding each parts listing and pertains to that listing only.
 - d. The "NOMENCLATURE" column indicates the part name. This name must be shown on all Parts Orders.
 - e. The "NO. REQ." (Number Required) column represents the total quantity of parts used per aircraft per figure when the part is not indented and the quantity of parts used per assembly when the part is indented. The symbol "AR" listed in this column means "As Required"
 - f. The "SERIAL NUMBER AFFECTED" column indicates the part application by airplane serial number.

EXAMPLE					
Figure and Index Number	Part Number	Code	NOMENCLATURE	No. Req.	SERIAL NUMBERS AFFECTED
2-1	XXXXX-XX		DOOR ASSEMBLY - Baggage compartment	X	
-2	XXXXX-XX		* TUBE ASSEMBLY - Baggage door latch	X	
-3	XXXXX-XX		** CLEVIS - Door latch tube assembly	X	
-4	XXXXX-XX		** CLIP - Door latch tube assembly	X	

In the Nomenclature column, the next higher assembly relationship of items covered is shown by the degree of indentation of each item and is indicated by an asterisk (*). One asterisk signifies one indentation, two signifies two indentions, etc. The example listing above is interpreted as follows:

If the DOOR ASSEMBLY (not indented) is ordered, it will include the three items indented under the Door Assembly

If the TUBE ASSEMBLY (indented one space) is ordered, it will include the two items indented under the Tube Assembly.

If you want only a CLEVIS or CLIP, you order only that item.

3. The "ATTACHING PARTS" such as nuts, bolts, screws, etc., that are available as commercial hardware items, are not generally supplied by the Piper Aircraft Corporation. This catalog lists for your convenience, those attaching parts required for main assemblies and installations. The identifying number for these parts appears after the part name.

4. All items of Optional Equipment are contained in the parts list in their proper sequence and sections. These items were not marked optional, since they are fully identified by their descriptions.

PIPER PARTS CATALOG

SPECIAL NOTE

Effective on PA-31T with serial numbers 31T-7920001 and up, PA-31T1 with serial numbers 31T-7804001 and up and PA-31T2 with serial numbers 31T-8166001 and up, replacement parts for Optional Avionics and Electronics Installations (i.e. Radar, Radio Altimeter, Encoding Altimeter, Radio Telephone, etc.) are not being listed or illustrated in this catalog.

Effective on PA-31T with serial numbers 31T-8120001 and up, PA-31T1 with serial numbers 31T-8104001 and up and PA-31T2 with serial numbers 31T-8166001 and up, replacement parts for Optional Autopilot Installations are not being listed or illustrated in this catalog.

If replacement parts are required for aircraft with these serial numbers, refer to the Avionics Drawing Index List and the appropriate drawings supplied with each aircraft to determine part number of desired part.

HOW TO IDENTIFY A PART IF YOU KNOW WHAT IT LOOKS LIKE AND KNOW WHERE IT IS LOCATED

1. Refer to Figure 1 to determine the section number in which the part is used.
2. Refer to the Table of Contents and locate the section. Note the figure numbers that illustrate the various subgroups of this main section.
 - a. Select the figure title you think might contain the part you wish to identify and proceed to the grid (page) specified.
3. Find the part on the illustration and note the index number.

NOTE: If you don't find the part on this illustration, try another figure in this group.

4. Refer to the -Figure and Index Number- in the Parts Listing for complete description of the part.

HOW TO ORDER PARTS

In ordering parts for your Piper airplanes, observe the following instructions which will aid in your getting the right parts required without delay.

- a. Place your order with the distributor or dealer for your territory, since parts are available only through our distributor organization.
- b. Always specify the model and serial number of your airplane.
- c. Always specify the part number, name, type and quantity required.
- d. Specify the method of shipment - freight, express, parcel post, air express, air freight, or air parcel post. Where the nature of the shipment requires it or when no instructions are given, we reserve the right to ship the most suitable way.

GENERAL INFORMATION

a. Shortages

All orders are checked and rechecked before leaving our Shipping Department. A packing slip is enclosed with the shipment and claims for errors or shortages must be made within three days after receipt of orders.

b. Returned Goods

No material should be returned to us without first securing our written permission. Material sent in without notice will be held at the owner's risk for thirty (30) days and will then be disposed of as we see fit.

Transportation charges must be PREPAID on returned goods or the shipment will be refused.

c. Transportation Liabilities

The Piper Aircraft Corporation cannot be held liable for damages to parts in transit from the factory. If a shipment is received in a damaged condition, have the delivery man or Transportation Company make a notation of the damage and file your claim with the Carrier. In case of concealed damage, do not attempt to remove the part from the shipping container, or endeavor to repair the damage, but call the Carrier and have his Claim Agent inspect the damage before filing your claim with the Carrier.

PIPER PARTS CATALOG

PA-31T, PA-31T1 and PA-31T2 SERIAL NUMBER INFORMATION

The following information should be kept in mind when ordering from this Catalog

a The serial numbers of the aircraft covered by this Parts Catalog are as follows:

- (1) Serial numbers of the 1974 PA-31T "Cheyenne" Models are 31T-7400002 to 31T-7400009 inclusive
- (2) Serial numbers of the 1975 Y M C PA-31T "Cheyenne" Models are 31T-7520001 to 31T-7520043 inclusive
- (3) Serial numbers of the 1976 Y M C PA-31T "Cheyenne" Models are 31T-7620001 to 31T-7620057 inclusive
- (4) Serial numbers of the 1977 Y M C PA-31T "Cheyenne" Models are 31T-7720001 to 31T-7720069 inclusive
- (5) Serial numbers of the 1978 Y M C PA-31T "Cheyenne II" Models are 31T-7820001 to 31T-7820092 inclusive
- (6) Serial numbers of the 1979 Y M C PA-31T "Cheyenne II" Models are 31T-7920001 to 31T-7920094 inclusive
- (7) Serial numbers of the 1980 Y M C PA-31T "Cheyenne II" Models are 31T-8020001 to 31T-8020092 inclusive
- (8) Serial numbers of the 1981 Y M C PA-31T "Cheyenne II" Models are 31T-8120001 to 31T-8120059 inclusive
- (9) Serial numbers of the 1982 Y M C PA-31T "Cheyenne II" Models are 31T-8120060 to 31T-8120070 inclusive
- (10) Serial numbers of the 1983 Y M C PA-31T "Cheyenne II" Models are 31T-8120101 to 31T-8120104 inclusive
- (11) Serial numbers of the 1978 PA-31T1 "Cheyenne I" Models are 31T-7804001 to 31T-7804011 inclusive
- (12) Serial numbers of the 1979 Y M C PA-31T1 "Cheyenne I" Models are 31T-7904001 to 31T-7904057 inclusive
- (13) Serial numbers of the 1980 Y M C PA-31T1 "Cheyenne I" Models are 31T-8004001 to 31T-8004057 inclusive
- (14) Serial numbers of the 1981 Y M C PA-31T1 "Cheyenne I" Models are 31T-8104001 to 31T-8104041, 31T-8104043 to 31T-8104046, 31T-8104048, 31T-8104050, 31T-8104051, 31T-8104053 to 31T-8104058, 31T-8104060 and 31T-8104061 inclusive
- (15) Serial numbers of the 1982 Y M C PA-31T1 "Cheyenne I" Models are 31T-8104042, 31T-8104047, 31T-8104049, 31T-8104052, 31T-8104059, 31T-8104062 to 31T-8104073 inclusive
- (16) Serial number of the 1983 Y M C PA-31T1 "Cheyenne I" Model is 31T-8104101
- (17) Serial numbers of the 1983 PA-31T1 "Cheyenne IA" Models are 31T-8304001 to 31T-8304003 inclusive, 31T-1104004 to 31T-1104010 inclusive
- (18) Serial numbers of the 1984 Y M C PA-31T1 "Cheyenne IA" Models are 31T-1104011 and up
- (19) Serial numbers of the 1981 PA-31T2 "Cheyenne II XL" Models are 31T-8166001 to 31T-8166039 inclusive
- (20) Serial numbers of the 1982 Y M C PA-31T2 "Cheyenne II XL" Models are 31T-8166040 to 31T-8166063 inclusive
- (21) Serial numbers of the 1983 Y M C PA-31T2 "Cheyenne II XL" Models are 31T-8166064 to 31T-8166076 inclusive
- (22) Serial numbers of the 1984 Y M C PA-31T2 "Cheyenne II XL" Models are 31T-1166001 and up

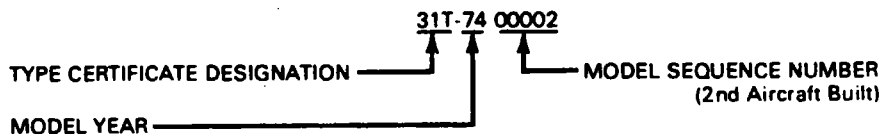
NOTE Refer to the next grid (page) for an explanation of the various serial numbers that were used and appear on the Manufacturer's Identification Plate

PIPER PARTS CATALOG

PA-31T, PA-31T1 and PA-31T2 SERIAL NUMBER EXPLANATION

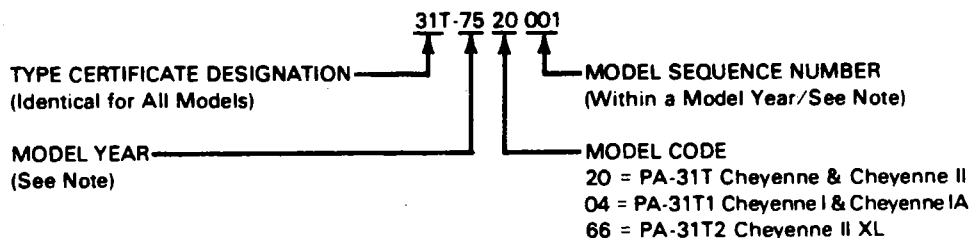
For PA-31T aircraft manufactured in 1974 model year, the Serial Number on the Manufacturer's Identification Plate is based on a 3-number set system. The first number set defines the Type Certificate Designation, the second set is the Model Year, while the third set is the Model Sequence Number (within a model year).

EXAMPLE - Aircraft manufactured in 1974 model year



For PA-31T/31T1/31T2 aircraft manufactured in 1975 thru mid-1983 model years, the Serial Number on the Manufacturer's Identification Plate is based on a 4-number set system. The first number set defines the Type Certificate Designation, the second set is the Model Year, the third set is the Model Code, while the fourth set is the Model Sequence Number (within a model year).

EXAMPLE - Aircraft manufactured in 1975 thru mid 1983 model year

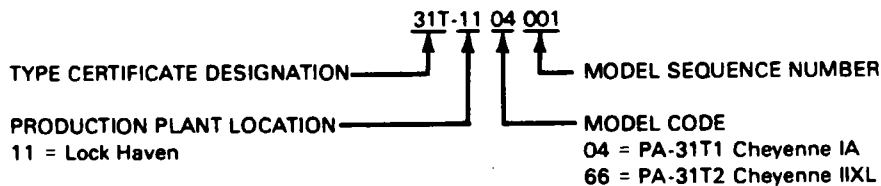


NOTE

- a Model year designations for the PA-31T Cheyenne are "75" thru "77"
- b Model year designations for the PA-31T Cheyenne II are "78" thru "81"
- c Model year designations for the PA-31T1 Cheyenne I are "78" thru "81"
- d Model year designation for the PA-31T1 Cheyenne IA is "83"
- e Model year designation for the PA-31T2 Cheyenne II XL is "81"

For aircraft manufactured in mid-1983 model year and subsequent, the Serial Number on the Manufacturer's Identification Plate is based on a 4-number set system. The first number set defines the Type Certificate Designation, the second set is the Production Plant Location, the third set is the Model Code, while the fourth set is the Model Sequence Number.

EXAMPLE - Aircraft manufactured in mid 1983 model year and subsequent



PIPER PARTS CATALOG

STANDARD PAINT CHART

EXTERIOR	MFG. NO.	PIPER PART NUMBER	
		CIUART	GALLON
POLYURETHANE ENAMEL (Titanine)			
Flat Black	6325	4170 900	1170 900
Juneau White	6373	4170 901	1170 901
Claret	6339	4176 011	1176 011
Silver	6341	4176 012	1176 012
Sage Green	6345	4176 013	1176 013
Firethorn	6347	4176 014	1176 014
Saffron	6358	4176 015	1176 015
Buckskin	6385	4176 016	1176 016
Dark Blue	6386	4176 017	1176 017
Hickory Brown	6387	4176 018	1176 018
Sandalwood Tan	6818	4176 019	1176 019
Dakota Black	6306-N	4176 181	1176 181
Las Vegas Gold	6328-N	4177 000	1177 000
Lime Green	6326	4177 029	1177 029
Platinum Gray	6817	4177 030	1177 030
Bahama Blue	6348-N	4177 260	1177 260
Madrid Red	6310-N	4177 386	1177 386
Beja Yellow	6327	4177 454	1177 454
Ocala Orange	6307-N	4177 575	1177 575
Dark Green	6844	4177 034	1177 034
Dark Saddle	6845	4176 186	1176 186
Dark Beige	6846	4176 187	1176 187
Light Blue	6847	4177 035	1177 035
Burnished Gold	6848	4177 261	1177 261
Sandalwood Light	6876	4176 189	1176 189
Platinum Light	6877	4176 124	1176 124
Catalyst 6352	4170 807	1170 807	
Reducer 6350	4179 141	1179 141	
POLYURETHANE PRIMER (Titanine)			
Primer 6351	4170 735	1170 735	
Reducer 6350	4179 141	1179 141	
Catalyst 6352	4170 807	1170 807	
Epoxy Primer	8951	4170729	1170729
Epoxy Reducer	8905-A	4179 139	1179 139
Epoxy Converter	8678	4179 825	1179 825

NOTE: SEE SERVICE SPARES LETTER 407 FOR AVAILABILITY OF COLOR PAINT FOR THERMOPLASTIC INTERIOR PANELS

TABLE OF CONTENTS

FIGURE NUMBER	FIGURE TITLE	GRID NUMBER
1	View of Complete Airplane	1A15
SECTION I WING GROUP		
2	Wing Installation	1A16
3	Wing Panel Inboard Parts Installation	1A21
4	Wing Panel Outboard Parts Installation	1B1
5	Wing Panel Leading Edge Assembly	1B5
6	Leading Edge Spar Assembly	1B9
7	Wing Panel Rear Spar Assembly	1B13
8	Aileron Assembly	1B21
9	Flap Assembly	1C1
SECTION II FUSELAGE GROUP		
10	Fuselage Assembly	1C6
11	Upper Forward Section Assembly	1C9
12	Upper Cabin Section Assembly (PA-31T and PA-31T1)	1C13
12A	Upper Cabin Section Assembly (PA-31T2)	1C18
13	Lower Forward Section Assembly (PA-31T and PA-31T1)	1D1
13A	Lower Forward Section Assembly (PA-31T2)	1D5
14	Lower Forward Frame Assembly (PA-31T1 and PA-31T1)	1D10
14A	Lower Forward Frame Assembly (PA-31T2)	1D15
15	Pressure Bulkhead Assembly (PA-31T and PA-31T1)	1D20
15A	Pressure Bulkhead Assembly (PA-31T2)	1E1
16	Lower Rear Section Assembly	1E4
17	Lower Center Frame Assembly	1E10
18	Lower Rear Frame Assembly	1E14
19	Aft Section (Sta 243 38 to Sta 352) (No Cargo Door Version)	1E19
19A	Aft Section (Sta 243 38 to Sta 352) (Cargo Door Version)	1F1
20	Aft Section (Sta 317 75 to Sta 352)	1F6
21	Structure Installation (Sta 375 to Sta 215) (PA-31T and PA-31T1)	1F10
21A	Structure Installation (Sta -24 375 to Sta 215) (PA-31T2)	1F15
22	Structure Installation (Sta 215 to Sta 244)	1F20
23	Inner Skin Installation	1G1
24	Floorboard Installation	1G4
25	Windshield Installation	1G10
26	External Windows Installation	1G14
27	Emergency Exit Window Installation	1G17
28	Overhead Window Installation (PA-31T S/N 31T-7400002 to 31T-7620057 incl)	1G20
29	Nose Cone Installation	1H1
30	Cabin Entrance Door Installation	1H5
30A	Cabin Entrance Door Assembly	1H8
31	Cabin Door Latch Installation	1H11
32	Cabin Door Step Installation	1H15
33	Cabin Door Snubber Installation	1H19
33A	Fuselage Cargo Door Installation	1H22
33B	Cargo Door Assembly	1I1
33C	Cargo Door Latch Installation	1I4
34	Cabin Door Inflation System Installation	1I7
35	Forward Baggage Door Installation	1I10

TABLE OF CONTENTS

FIGURE NUMBER	FIGURE TITLE	GRID NUMBER
SECTION III		
TAIL SURFACES GROUP		
36	Tail Surfaces Installation	1I14
37	Fin Assembly	1I19
38	Rudder Assembly	1J1
39	Stabilizer Assembly	1J5
40	Elevator Assembly	1J9
SECTION IV		
LANDING GEAR GROUP		
41	Main Landing Gear Installation	2A6
42	Main Gear Strut Assembly	2A13
43	Main Wheel Assembly (Goodyear) (PA-31T and PA-31T1)	2A17
43A	Main Wheel Assembly (Cleveland) (PA-31T and PA-31T1)	2A20
43B	Main Wheel Assembly (B F Goodrich) (PA-31T2)	2B1
44	Main Wheel Brake Assembly (Goodyear) (PA-31T and PA-31T1)	2B4
44A	Main Wheel Brake Assembly (Cleveland) (PA-31T and PA-31T1)	2B7
44B	Main Wheel Brake Assembly (B F Goodrich) (PA-31T2)	2B10
45	Nose Landing Gear Installation	2B13
46	Nose Gear Strut Assembly	2B19
47	Nose Wheel Assembly	2C1
48	Nose Gear Steering Installation	2C4
49	Brake System Installation	2C8
50	Dual Brake Installation	2C12
51	Master Cylinder and Parking Brake Valve	2C15
52	Landing Gear Selector Mechanism Installation	2C18
52A	Emergency Gear Extension System Installation (PA-31T2)	2D1
52B	Emergency Gear Extension System Components (PA-31T2)	2D6
SECTION V		
CABIN EQUIPMENT GROUP		
53	Cabin Interior Finishing Installation (PA-31T S/N 31T-7400002 to 31T-7620010 incl) ...	2D9
53A	Cabin Interior Finishing Installation (PA-31T S/N 31T-7620011 to 31T-7720069 incl) ...	2D13
53B	Cabin Interior Finishing Installation (PA-31T S/N 31T-7820001 and up) (PA-31T1)	2D17
53C	Cabin Interior Finishing Installation (PA-31T2)	2E1
54	Interior Windows and Curtains Installation	2E5
55	Cabin Headliner Installation (PA-31T S/N 31T-7400002 to 31T-7620057 incl)	2E9
55A	Cabin Headliner Installation (PA-31T S/N 31T-7720001 to 31T-7920052 inclusive, 31T-7920054 to 31T-7920094 incl) (PA-31T1 S/N 31T-7804001 to 31T-7904057 incl) ..	2E12
55B	Cabin Headliner Installation (PA-31T S/N 31T-7920053, 31T-8020001 and up) (PA-31T1 S/N 31T-8004001 to 31T-8304003 incl, 31T-1104004 and up) (PA-31T2)	2E15
56	Carpet Installation	2E18
57	Baggage Compartments Finishing Installation (PA-31T and PA-31T1)	2F1
57A	Baggage Compartment Finishing Installation (PA-31T2)	2F5
57B	Cabin Seats Arrangements	2F9
58	Crew Seats Installation	2F12
59	Passenger Seats Installation - Forward Facing	2G1
59A	Lateral Tracking Seats Installation (PA-31T1 and PA-31T2)	2G8
59B	Passenger Seats Installation - Spar Box, Forward Facing (PA-31T2)	2G14

TABLE OF CONTENTS

FIGURE NUMBER FIGURE TITLE GRID NUMBER

SECTION V (cont)
CABIN EQUIPMENT GROUP

60	Passenger Seats Installation - Aft Facing (PA-31T and PA-31T1)	2G18
60A	Passenger Seats Installation - Aft Facing (PA-31T2)	2H1
61	7th Seat Installation	2H5
62	8th Seat Installation (PA-31T and PA-31T2)	2H10
63	Toilet Seat Installation (Side Facing)	2H15
63A	Toilet Seat Installation (Forward Facing) (PA-31T S/N 31T-7820001 and up) (PA-31T1) (PA-31T2)	2H19
63B	Toilet Seat Installation (Side Facing Flush Toilet) (PA-31T2)	2I1
64	Forward Cabin Divider, Fire Extinguisher and Storage Cabinet Installation (PA-31T S/N 31T-7400002 to 31T-7620010 incl)	2I5
65	Forward Cabin Divider and Storage Cabinet Installation (PA-31T S/N 31T-7620011 and up) (PA-31T1)	2I8
65A	Forward Cabin Divider and Storage Cabinet Installation (PA-31T2)	2I12
66	Folding Table Installation	2I15
66A	Refreshment Cabinet Installation (PA-31T S/N 31T-7400002 and up) (PA-31T1 S/N 31T-7804001 to 31T-8104101 inclusive) (PA-31T2)	2I18
66B	Rear Refreshment Cabinet Installation (PA-31T1 S/N 31T-8304001 to 31T-8304003 incl., 31T-1104004 and up)	2I21
67	Rear Divider Panel and Beverage Dispenser Installation	2J1
67A	Rear Storage Divider Cabinet Installation (PA-31T2)	2J4

SECTION VI
INSTRUMENTS GROUP

68	Instrument Panel Installation (PA-31T S/N 31T-7400002 to 31T-7720069 incl)	2J7
68A	Instrument Panel Installation (PA-31T S/N 31T-7820001 and up)	2J11
68B	Instrument Panel Installation (PA-31T1)	2J17
68C	Instrument Panel Installation (PA-31T2)	2K1
69	Dual Instrument Panel Installation	2K6
70	Miscellaneous Air and Fluid Lines Installation	2K9
71	Dual Instrument Air System Installation	2K13
72	Static Air System Installation	2K16
72A	Pressure Driven Instrument Air Lines Installation (PA-31T S/N 31T-7920053, 31T-7920083 and up) (PA-31T1 S/N 31T-7904046 to 31T-8304003 incl, 31T-1104004 and up) (PA-31T2)	2K20

SECTION VII
POWER PLANT GROUP

73	Power Plant Installation (PA-31T and PA-31T2)	3A7
73A	Power Plant Installation (PA-31T1)	3A13
74	Air Inlet and Ice Protection Installation (PA-31T S/N 31T-7400002 and up) (PA-31T1 S/N 31T-7804001 to 31T-8104101 incl) (PA-31T2)	3A19
74A	Air Inlet and Ice Protection Installation (PA-31T1 S/N 31T-8304001 to 31T-8304003 incl, 31T-1104004 and up)	3B1
75	Engine Starter Generator Installation	3B6

TABLE OF CONTENTS

FIGURE NUMBER	FIGURE TITLE	GRID NUMBER
---------------	--------------	-------------

**SECTION VII (cont)
POWER PLANT GROUP**

75A	Starter Generator Assembly (Auxilec, Inc) (PA-31T S/N 31T-8120001 and up) (PA-31T1 S/N 31T-8104001 to 31T-8104101 incl) (PA-31T2)	3B9
76	Oil Cooler and Breather System Installation	3B13
77	Engine Compartments Fire Extinguisher System Installation	3B16
78	Engine Cowl Installation (PA-31T S/N 31T-7400002 and up) (PA-31T1 S/N 31T-7804001 to 31T-8104001 inclusive) (PA-31T2)	3B19
78A	Engine Cowl Installation (PA-31T1 S/N 31T-8304001 to 31T-8304003 incl 31T-1104004 and up)	3C1
79	Engine Fire Seal Installation	3C4
80	Nacelle Installation	3C8
81	Engine Controls Installation (PA-31T and PA-31T2)	3C15
81A	Engine Controls Installation (PA-31T1)	3C20
82	Propeller Assembly	3D1
83	Propeller Synchronizer System Installation (PA-31T S/N 31T-7400002 to 31T-7920038 incl) (PA-31T1 S/N 31T-7804001 to 31T-7904013 incl)	3D4
83A	Propeller Synchrophaser System Installation (Motor and Amplifier) (PA-31T S/N 31T-7920039 and up) (PA-31T1 S/N 31T-7904014 to 31T-8304003 incl , 31T-1104004 and up) (PA-31T2)	3D7
83B	Propeller Synchrophaser System Installation (Control Box) (PA-31T S/N 31T-7920039 and up) (PA-31T1 S/N 31T-7904014 to 31T-8304003 incl , 31T-1104004 and up)	3D10

**SECTION VIII
FUEL SYSTEM GROUP**

84	Fuel Control Panel Installation (PA-31T and PA-31T1)	3D13
84A	Fuel Panel Installation (PA-31T2)	3D16
85	Left Engine Fuel System Installation	3D19
86	Right Engine Fuel System Installation	3E1
87	Wing Tip Fuel Tank Installation	3E6
88	Fuel System Components	3E10
89	Wing Fuel Pressure and Vent Lines (PA-31T and PA-31T2)	3E13
89A	Wing Fuel Pressure and Vent Lines (PA-31T1)	3E17
90	Fuel Scavenger Pump Installation	3E21
91	Main Inboard Fuel Cell and Liner Installation	3F1
92	Main Outboard Fuel Cell and Liner Installation	3F4

**SECTION IX
CONTROL SYSTEM GROUP**

93	Pedestal Installation	3F7
94	Pedestal Control Assembly	3F13
95	Aileron Control Installation	3F18
96	Aileron Trim Installation	3F22
97	Rudder Control Installation	3G1
98	Rudder Trim Installation	3G5
99	Elevator Control Installation	3G9
100	Elevator Trim Installation	3G13

TABLE OF CONTENTS

FIGURE NUMBER	FIGURE TITLE	GRID NUMBER
---------------	--------------	-------------

**SECTION IX (cont)
CONTROL SYSTEM GROUP**

101	Flap Control Installation	3G17
102	Control Wheel Installation	3H1
103	Rudder Pedal Installation	3H7
104	Stability Augmentation System Installation (S.A S) (PA-31T)	3H11

**SECTION X
HYDRAULIC SYSTEM GROUP**

105	Forward Hydraulic System Installation (PA-31T and PA-31T1)	3H15
105A	Forward Hydraulic System Installation (PA-31T2)	3H19
106	Aft Hydraulic System Installation	3I1
107	Hydraulic Pumps Installation (PA-31T and PA-31T1)	3I5
107A	Hydraulic Pumps Installation (PA-31T2)	3I9
108	Hydraulic System Components	3I13
109	Hydraulic Hand Pump Assembly	3I18
110	Hydraulic Powerpak Assembly (Ozone)	3I21
110A	Hydraulic Powerpak Components (Ozone)	3J1
111	Hydraulic Powerpak Assembly (Wiebel)	3J4
111A	Hydraulic Powerpak Components (Wiebel)	3J8

**SECTION XI
ENVIRONMENTAL GROUP**

112	Heater and Evaporator Installation (PA-31T S/N 31T-7400002 to 31T-7820066 incl) (PA-31T1 S/N 31T-7804001 to 31T-7904007 incl)	4A6
112A	Heater and Evaporator Installation (PA-31T S/N 31T-7820067 and up) (PA-31T1 S/N 31T-7904008 to 31T-8304003 incl , 31T-1104004 and up)	4A11
113	Heater Assembly (PA-31T S/N 31T-7400002 to 31T-7820066 incl) (PA-31T1 S/N 31T-7804001 to 31T-7904007 incl)	4A16
113A	Heater Assembly (PA-31T S/N 31T-7820067 and up) (PA-31T1 S/N 31T-7904008 to 31T-8304003 incl , 31T-1104004 and up)	4A19
114	Heater Combustion Air Blower and Motor Assembly (PA-31T S/N 31T-7400002 to 31T-7820066 incl) (PA-31T1 S/N 31T-7804001 to 31T-7904007 incl)	4A22
114A	Heater Combustion Air Blower and Motor Assembly (PA-31T S/N 31T-7820067 and up) (PA-31T1 S/N 31T-7904008 to 31T-8304003 incl , 31T-1104004 and up)	4B1
115	Heater Ignition Assembly (PA-31T and PA-31T1)	4B4
116	Cabin Pressure Control System Installation (PA-31T S/N 31T-7400002 to 31T-7820092 incl) (PA-31T1 S/N 31T-7804001 to 31T-7804011 incl)	4B7
116A	Cabin Pressure Control System Installation (PA-31T S/N 31T-7920001 and up) (PA-31T1 S/N 31T-7904001 to 31T-8004036 incl) (PA-31T2)	4B11
116B	Cabin Pressure Control System Installation (PA-31T1 S/N 31T-8004037 to 31T-8304003 incl , 31T-1104004 and up)	4B15
117	Air Distribution Duct Installation (PA-31T S/N 31T-7400002 to 31T-7720007 incl)	4B19
117A	Air Distribution Duct Installation (PA-31T S/N 31T-7720008 to 31T-7720069 incl)	4C1
117B	Air Distribution Duct Installation (PA-31T S/N 31T-7820001 and up) (PA-31T1)	4C4
117C	Air Distribution System Installation (PA-31T2)	4C7
118	Fuselage Pressurization Air Supply Installation (PA-31T and PA-31T1)	4C12
119	Wing Pressurization and Pneumatic Air Supply Installation (PA-31T S/N 31T-7400002 to 31T-7920052 incl . 31T-7920054 to 31T-7920082 incl) (PA-31T1 S/N 31T-7804001 to 31T-7904045 incl)	4C16

TABLE OF CONTENTS

FIGURE NUMBER	FIGURE TITLE	GRID NUMBER
---------------	--------------	-------------

SECTION XI (cont)
ENVIRONMENTAL GROUP

119A	Wing Pressurization and Pneumatic Air Supply Installation (PA-31T S/N 31T-7920053, 31T-7920083 and up) (PA-31T1 S/N 31T-7904046 to 31T-8304003 incl , 31T-1104004 and up).....	4C20
119B	Pressurization and Pneumatic Air Supply Installation (PA-31T2).....	4D1
120	Bleed Air System Installation (PA-31T S/N 31T-7400002 to 31T-7920052 incl , 31T-7920054 to 31T-7920082 incl) (PA-31T1 S/N 31T-7804001 to 31T-7904045 incl) ..	4D6
120A	Bleed Air System Installation (PA-31T S/N 31T-7920053, 31T-7920083 and up) (PA-31T1 S/N 31T-7904046 to 31T-8304003 incl , 31T-1104004 and up).....	4D9
120B	Bleed Air System Installation (PA-31T2).....	4D13
121	Oxygen System Installation (PA-31T S/N 31T-7400002 and up) (PA-31T1 S/N 31T-7804001 to 31T-8104073 incl).....	4D16
121A	Oxygen System Installation (PA-31T2).....	4D21
121B	Oxygen System Installation (PA-31T1 S/N 31T-8304001 to 31T-8304003 incl , 31T-1104004 and up).....	4E1
121C	Oxygen System Installation - FAR Part 135 (PA-31T2).....	4E5
122	Freon Lines Installation (PA-31T and PA-31T1).....	4E9
123	Windshield Defroster Lines Installation.....	4E13
124	Pneumatic Deicing System Installation.....	4E16
125	Freon Compressor Installation (PA-31T S/N 31T-7400002 to 31T-7820064 incl) (PA-31T1 S/N 31T-7804001 to 31T-7804003 incl).....	4E20
125A	Freon Compressor Installation (PA-31T S/N 31T-7820065 and up) (PA-31T1 S/N 31T-7804004 to 31T-8104101 incl).....	4F1
125B	Freon Compressor Installation (PA-31T1 S/N 31T-8304001 to 31T-8304003 incl , 31T-1104004 and up).....	4F4
125C	Environmental Control Unit Installation (PA-31T2).....	4F7

SECTION XII
ELECTRICAL SYSTEM GROUP

126	Primary and Auxiliary Electrical Power Installation.....	4F11
127	Forward Electrical System Installation (PA-31T S/N 31T-7400002 and up) (PA-31T1 S/N 31T-7804001 to 31T-8104101 incl).....	4F15
127A	Forward Electrical System Installation (PA-31T1 S/N 31T-8304001 to 31T-8304003 incl , 31T-1104004 and up).....	4F20
127B	Forward Electrical System Installation (PA-31T2).....	4G1
127C	Instrument Panel Harness Installation (PA-31T and PA-31T1).....	4G5
127D	Instrument Panel Harness Installation (PA-31T2).....	4G9
128	Aft Electrical System Installation.....	4G12
129	Switch and Circuit Breakers System Installation (PA-31T S/N 31T-7400002 to 31T-7720007 incl).....	4G16
129A	Switch and Circuit Breakers System Installation (PA-31T S/N 31T-7720008 to 31T-8020092 incl) (PA-31T1 S/N 31T-7804001 to 31T-8004057 incl).....	4G20
129B	Circuit Beakers System Installation (PA-31T S/N 31T-8120001 and up) (PA-31T1 S/N 31T-8104001 to 31T-8304003 incl , 31T-1104004 and up) (PA-31T2).....	4H1

TABLE OF CONTENTS

FIGURE NUMBER

FIGURE TITLE

GRID NUMBER

SECTION XII (cont)
ELECTRICAL SYSTEM GROUP

130	Overhead Switch Panel Installation (PA-31T S/N 31T-7400002 to 31T-7920052 incl , 31T-7920054 to 31T-7920094 incl) (PA-31T1 S/N 31T-7804001 to 31T-7904057 incl) ..	4H5
130A	Overhead Switch Panel Installation (PA-31T S/N 31T-7920053, 31T-8020001 and up) (PA-31T1 S/N 31T-8004001 to 31T-8304003 incl , 31T-1104004 and up) (PA-31T2)...	4H9
131	Landing Light and Ice Detection Light Installation	4H13
132	Navigation, Strobe and Recognition Lights Installation	4H16
133	Propeller Electric Deicer Installation.....	4H20
134	Electric Windshield Wiper Installation	4I1

SECTION XIII
ELECTRONICS GROUP

135	Piper Automatic Locator (ELT) Installation (Garrett Mfg Ltd) (PA-31T)	4I4
135A	Piper Automatic Locator (ELT) Installation (Communications Components Corp) (PA-31T and PA-31T1)	4I7
135B	Piper Automatic Locator (ELT) Installation (Narco Avionics).....	4I10
136	Bendix AltiMatic M-4D, F/D Autopilot Installation (PA-31T S/N 31T-7400002 to 31T-8020092 inclusive)	4I13
137	Sperry Autopilot F/D Installation (SPZ-200) (PA-31T S/N 31T-7400002 to 31T-8020038 incl)	4I19
137A	King Autopilot F/D Installation (KFC-250) (PA-31T1 S/N 31T-7804001 to 31T-8004057 inclusive)	4J1
137B	King AutoPilot F/D Installation (KFC-300) (PA-31T S/N 31T-7720039 to 31T-8020092 inclusive).....	4J5
137C	Sperry Autopilot F/D Installation (SPZ-200A) (PA-31T S/N 31T-8020039 to 31T-8020092 inclusive)	4J9
138	R C A Radar Installation (PA-31T S/N 31T-7400002 to 31T-7720007 incl)	4J13
139	Bendix Radar Installation (PA-31T S/N 31T-7400002 to 31T-7820092 incl)	4J16
140	Radar Altimeter Installation (PA-31T S/N 31T-7400002 to 31T-7620020 incl)	4J19
141	Collins Radio Altimeter Installation (PA-31T S/N 31T-7400002 to 31T-7820092 incl)	4J22
142	Sperry Radio Altimeter Installation (PA-31T S/N 31T-7520029 to 31T-7820092 incl)	4K1
143	Encoding Altimeter and Altitude Alerter Installation (PA-31T S/N 31T-7400002 to 31T-7820092 incl)	4K4
144	Radio Telephone System Installation (PA-31T S/N 31T-7620008 to 31T-7820092 incl)	4K7
145	Antenna Cable, Speaker, Static Wicks, Jack and Mike Installation	4K10
	Radio Installation Drawings (PA-31T S/N 31T-7400002 to 31T-7820092 incl)...	4K13

SECTION XIV
MISCELLANEOUS GROUP

146	Placards and External Stencils.	4K17
	Optional Equipment Kits and Repair Kits	4L1

NUMERICAL INDEX

5A4

PIPER PARTS CATALOG

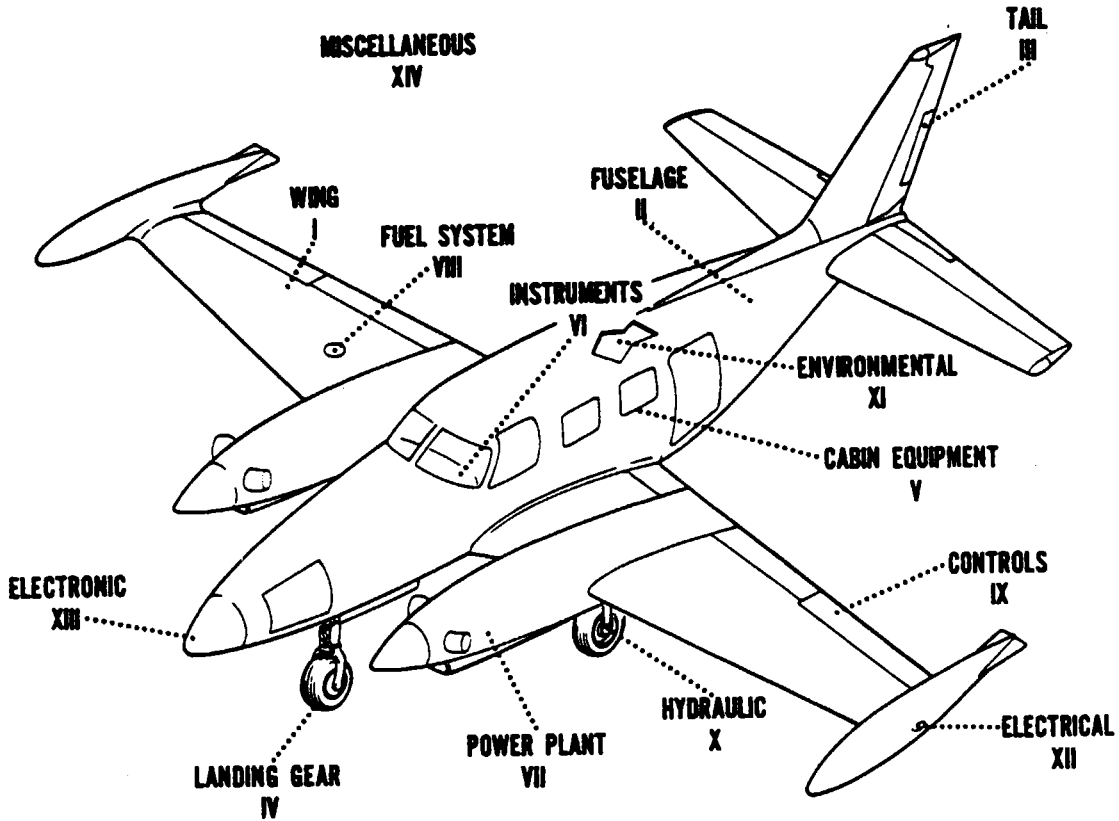


Figure 1 View of Complete Airplane

PIPER PARTS CATALOG

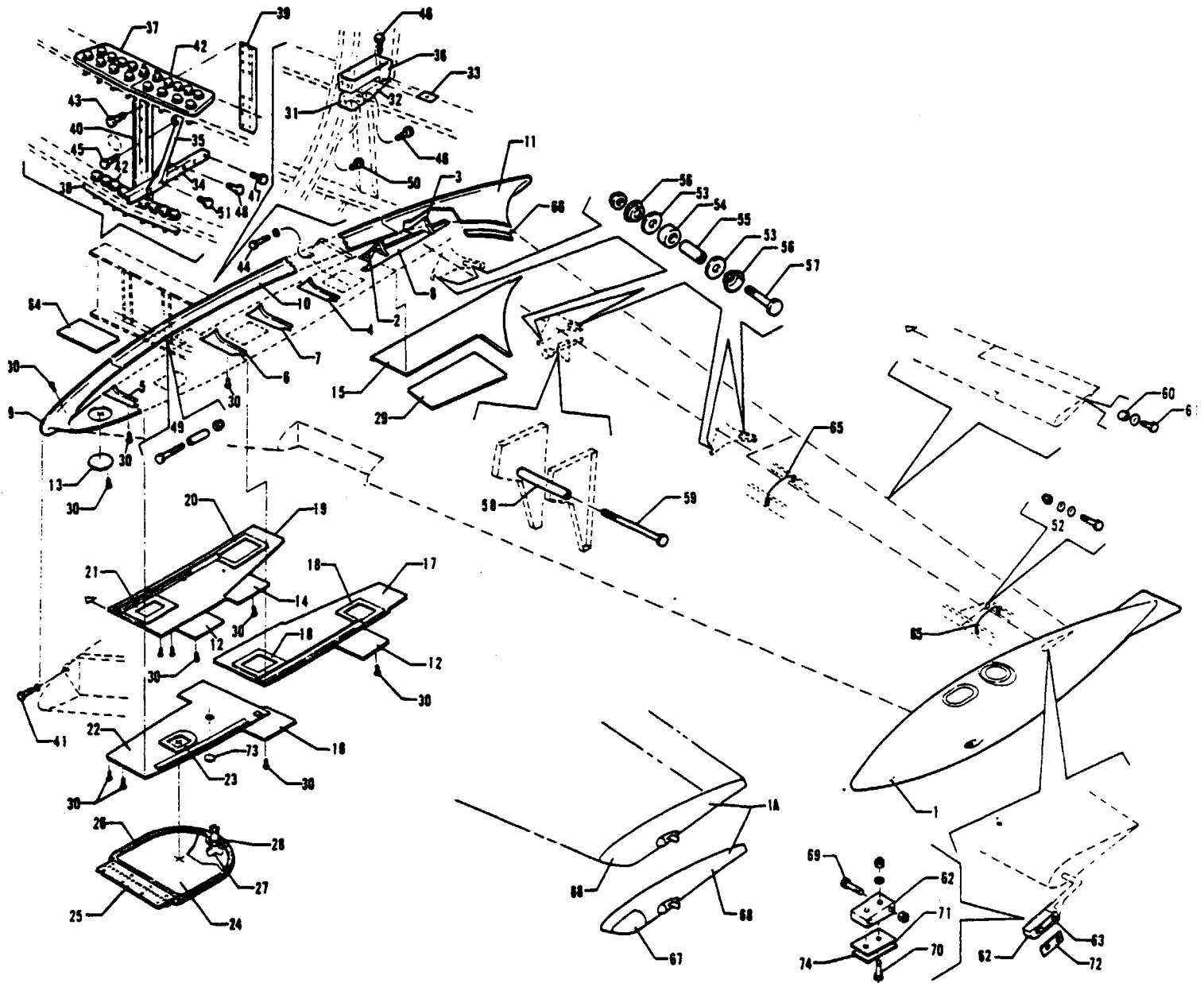


Figure 2 Wing Installation

PIPER PARTS CATALOG

CODE EXPLANATIONS FOR FIGURE 2

- A - Used on PA-31T only
- B - Used on PA-31T1 only
- C - Used on PA-31T2 only
- D - Used if tip assembly incorporates navigation, strobe and recognition lights
- E - Used if tip assembly incorporates navigation and strobe lights only
- F - Used on PA-31T and PA-31T2 Also used on PA-31T1 if tip tanks are installed
- G - Used on PA-31T1 if tip tanks are not installed
- H - See Figure 87 for component parts
- J - Used on PA-31T with serial numbers 31T-7400002 to 31T-8120029 inclusive Also used on PA-31T1 with serial numbers 31T-7804001 to 31T-8104029 inclusive if tip tanks are installed
- K - Used on PA-31T with serial numbers 31T-8120030 and up Also used on PA-31T1 with serial numbers 31T-8104030 to 31T-8104101 inclusive if tip tanks are installed
- L - Used on PA-31T Also used on PA-31T1 with serial numbers 31T-7804001 to 31T-8104101 inclusive if tip tanks are installed
- M - Used on PA-31T with serial numbers 31T-8120030 and up, PA-31T1 with serial numbers 31T-8104030 to 31T-8304003 inclusive, 31T-1104004 and up if tip tanks are installed, and PA-31T2
- N - Used on PA-31T1 with serial numbers 31T-8304001 to 31T-8304003 inclusive, 31T-1104004 and up, and PA-31T2

PIPER PARTS CATALOG

Figure and Index Number	Part Number	Code	NOMENCLATURE	No Req	SERIAL NUMBERS AFFECTED
2-	50300 49625 41488 41565	A,C B	DRAWING - Wing Installation DRAWING - Wing Installation DRAWING - Flap Installation DRAWING - Aileron Installation		
-1		H	WING TIP TANK INSTALLATION	1	
-1a	49588-06 81799-06 49588-07 81799-07 49588-08 81799-08 49588-09 81799-09	B,D B,D B,D B,D B,E B,E B,E B,E	TIP ASSEMBLY - Wing, left (less lights) TIP ASSEMBLY - Wing, left (less lights) TIP ASSEMBLY - Wing, right (less lights) TIP ASSEMBLY - Wing, right (less lights) TIP ASSEMBLY - Wing, left (less lights) TIP ASSEMBLY - Wing, left (less lights) TIP ASSEMBLY - Wing, right (less lights) TIP ASSEMBLY - Wing, right (less lights)	1 1 1 1 1 1 1 1	31T-7804001 to 31T-8004057 incl 31T-8104001 to 31T-8104101 incl 31T-7804001 to 31T-8004057 incl 31T-8104001 to 31T-8104101 incl 31T-7804001 to 31T-8004057 incl 31T-8104001 to 31T-8104101 incl 31T-7804001 to 31T-8004057 incl 31T-8104001 to 31T-8104101 incl
-2	43646-04 43646-05		BULKHEAD - Wing fillet, left, Sta 181 BULKHEAD - Wing fillet, right, Sta 181	1 1	
-3	43649-04 43649-05		BULKHEAD - Wing fillet, left, Sta 191 7 BULKHEAD - Wing fillet, right, Sta 191 7	1 1	
-4	43645-00 43645-01		BULKHEAD ASSEMBLY - Wing fillet, left, Sta 162 6 BULKHEAD ASSEMBLY - Wing fillet, right, Sta 162 6	1 1	
-5	43647-00 52370-00 43647-01 52370-01	A,B C A,B C	BULKHEAD ASSEMBLY - Wing fillet, left, Sta 111 5 BULKHEAD ASSEMBLY - Wing fillet, left, Sta 111 5 BULKHEAD ASSEMBLY - Wing fillet, right, Sta 111 5 BULKHEAD ASSEMBLY - Wing fillet, right, Sta 111 5	1 1 1 1	
-6	43648-00 43648-01		BULKHEAD ASSEMBLY - Wing fillet, left, Sta 140 BULKHEAD ASSEMBLY - Wing fillet, right, Sta 140	1 1	
-7	43683-00 43683-01		BULKHEAD ASSEMBLY - Wing fillet, left, Sta 151 3 BULKHEAD ASSEMBLY - Wing fillet, right, Sta 151 3	1 1	
-8	42003-00 42003-01		CHANNEL - Wing fillet, left CHANNEL - Wing fillet, right	1 1	
-9	42224-00 42224-04 42224-01 42224-03	A,B C A,B C	FILLET ASSEMBLY - Wing root, forward, left FILLET ASSEMBLY - Wing root, forward, left FILLET ASSEMBLY - Wing root, forward, right FILLET ASSEMBLY - Wing root, forward, right	1 1 1 1	
-10	42274-00 53130-00 42274-01 53130-01	A,B C A,B C	FILLET ASSEMBLY - Wing root, center, left FILLET ASSEMBLY - Wing root, center, left FILLET ASSEMBLY - Wing root, center, right FILLET ASSEMBLY - Wing root, center, right	1 1 1 1	
-11	42342-00 42342-01		FILLET - Wing root, rear, left FILLET - Wing root, rear, right	1 1	
-12	17316-00		PLATE - Aileron bellcrank access hole cover	2	
-13	17318-02		PLATE - Access hole cover	2	
-14	47050-00		PLATE - Access hole cover, right	1	
-15	42279-00 42279-01		PLATE - Wing fillet, bottom, rear, left PLATE - Wing fillet, bottom, rear, right	1 1	
-16	41840-03		PLATE ASSEMBLY - Access hole cover, left	1	
-17	42130-00 42130-04	A,B C	PLATE ASSEMBLY - Wing fillet, bottom, center, left PLATE ASSEMBLY - Wing fillet, bottom, center, left	1 1	
-18	17315-00 17315-06		* PLATE ASSEMBLY - Access hole reinforcement, rear * PLATE ASSEMBLY - Access hole reinforcement, front	1 1	
-19	47054-03 47054-05	A,B C	PLATE ASSEMBLY - Wing fillet, bottom, center, right PLATE ASSEMBLY - Wing fillet, bottom, center, right	1 1	
-20	17315-00		* PLATE ASSEMBLY - Access hole reinforcement, rear	1	
-21	47045-00		* PLATE ASSEMBLY - Access hole reinforcement, front	1	
-22	42211-14 52361-00 42211-13 52361-01	A,B C A,B C	PLATE ASSEMBLY - Wing fillet, bottom access, left PLATE ASSEMBLY - Wing fillet, bottom access, left PLATE ASSEMBLY - Wing fillet, bottom access, right PLATE ASSEMBLY - Wing fillet, bottom access, right	1 1 1 1	

When ordering, always specify Part Number, Description and Serial Number of Aircraft

PIPER PARTS CATALOG

Figure and Index Number	Part Number	Code	NOMENCLATURE	No. Req.	SERIAL NUMBERS AFFECTED
2-23	19803-04		* PLATE - Wing fillet reinforcement	1	
-24	42173-00		* PLATE ASSEMBLY - Wing fillet access	1	
-25	19799-00		* * HINGE ASSEMBLY - Wing fillet access	1	
-26	42008-00		* * GASKET - Wing fillet access	1	
-27	487 814		* * STUD - (2600-2W)	1	
-28	494 060		* * WASHER - Lock (2600-LW)	1	
-29	42308-00		SKIN - Wing fillet, inner	2	
-30	414 783		SCREW - (MS24693-S50)	132	
-31	40329-02		FITTING - Main spar attachment, lower, forward	2	
-32	40319-02	A,B	FITTING - Main spar attachment, lower, aft	2	
	81239-02	C	FITTING - Main spar attachment, lower, aft	2	
-33	44155-00		SHIM - Washer, square	AR	
-34	48168-00		ANGLE ASSEMBLY - Longitudinal beam splice, left	1	
	48168-01		ANGLE ASSEMBLY - Longitudinal beam splice, right	1	
-35	41027-09		BRACE ASSEMBLY - Wing spar	2	
-36	45155-00		FITTING - Main spar attachment	2	
-37	50049-00		PLATE - Main spar attachment, upper	1	
-38	50062-00		PLATE - Main spar attachment, lower	1	
-39	45541-00		CHANNEL - Spar attachment	1	
-40	40624-00		CHANNEL - Spar attachment	1	
-41	401 505		BOLT - (AN7-11A)	2	
	407 581		WASHER - (AN960-716L) (under nut)	2	
	407 588		WASHER - (AN960-716) (1 under nut, 1 under bolt head)	4	
	404 891		NUT - (MS20365-720C)	2	
-42	401 509		BOLT - (AN7-15A)	36	
	407 588		WASHER - (AN960-716)	72	
	404 891		NUT - (MS20365-720C)	36	
-43	400 441		BOLT - (AN3-7A)	16	
	404 887		NUT - (MS20365-1032C)	16	
-44	401 580		BOLT - (AN9-13A)	2	
	407 597		WASHER - (AN960-916L) (under bolt head)	2	
	407 570		WASHER - (AN960-916) (under nut)	2	
	404 913		NUT - (MS20365-918C)	2	
-45	400 012		BOLT - (AN4-17A)	2	
	407 585		WASHER - (AN960-416)	2	
	407 585		WASHER - (AN960-416L)	2	
	404 888		NUT - (MS20365-428C)	2	
-46	401 353		BOLT - (AN5-12A)	4	
	407 586		WASHER - (AN960-516)	4	
	404 889		NUT - (MS20365-524C)	4	
-47	401 266		BOLT - (AN3-5A)	4	
	407 584		WASHER - (AN960-10)	4	
	404 887		NUT - (MS20365-1032C)	4	
-48	400 440		BOLT - (AN3-6A)	4	
	407 584		WASHER - (AN960-10)	4	
	404 887		NUT - (MS20365-1032C)	4	
-49	401 365		BOLT - (AN5-28A)	2	
	41413-36		BUSHING	2	
	404 889		NUT - (MS20365-524C)	2	
-50	401 186		BOLT - (AN5-6A)	2	
	404 889		NUT - (MS20365-524C)	2	
-51	400 440		BOLT - (AN3-8A)	4	
	407 584		WASHER - (AN960-10)	4	
	407 584		WASHER - (AN960-10L)	4	
	404 887		NUT - (MS20365-1032C)	4	
-52	401 311		BOLT - (AN4-11A)	4	
	19513-64		WASHER	4	
	404 888		NUT - (MS20365-428C)	4	

When ordering, always specify Part Number, Description and Serial Numbr of Aircraft

PIPER PARTS CATALOG

Figure and Index Number	Part Number	Code	NOMENCLATURE	No. Req.	SERIAL NUMBERS AFFECTED
2-53	40559-43		WASHER - Flap, outboard track	8	
	40559-42		WASHER - Flap, inboard and center track	16	
-54	86102-104		BUSHING - Flap, outboard track	4	
	86102-105		BUSHING - Flap, center track	4	
	86102-106		BUSHING - Flap, inboard track	4	
-55	41413-05		BUSHING - Flap, inboard center and outboard track	12	
-56	408 837		WASHER - Flap, outboard and inboard track assembly (3512-20-03-0544)	16	
-57	401 312		BOLT - (AN4-12A)	12	
	407 565		WASHER - (AN960-416)	12	
	404 888		NUT - (MS20365-428C)	12	
-58	41413-37		BUSHING - Transmission bracket spacer, left	2	
-59	400 460		BOLT - (AN3-35A) left	2	
	407 564		WASHER - (AN960-10) left	6	
	404 887		NUT - (MS20365-1032C) left	2	
-60	41413-51		BUSHING - Aileron tab, right	1	
-61	400 440		BOLT - (AN3-6A) right	1	
	81342-09		WASHER - Right	1	
-62	40374-03	L	WEIGHT - Aileron balance, left	1	
	49743-02	G	WEIGHT - Aileron balance, left	1	31T-7804001 to 31T-7904027 incl
	29171-02	G	WEIGHT - Aileron balance, left	1	31T-7904028 to 31T-8104101 incl
	81796-02	N	WEIGHT - Aileron balance, left	1	
	40373-03	L	WEIGHT - Aileron balance, right	1	
	49743-03	G	WEIGHT - Aileron balance, right	1	31T-7804001 to 31T-7904027 incl
	29171-03	G	WEIGHT - Aileron balance, right	1	31T-7904028 to 31T-8104101 incl
	81796-03	N	WEIGHT - Aileron balance, right	1	
-63	400 446	J	BOLT - (AN3-16A)	4	
	400 451	M	BOLT - (AN3-20A)	4	
	404 835	F	NUT - (MS20364-1032C)	4	
-64	41028-00		PLATE - Fuselage access cover	1	
-65	49972-02		STRAP ASSEMBLY - Lightning protection	4	
-66	43508-00		STRIP - Chafing	1	
-67	49588-10	B	LENS - Wing tip, left	1	
	49588-11	B	LENS - Wing tip, right	1	
-68	414 748	B	SCREW - (MS24693-S28)	42	
	494 071	B	WASHER - (A3236-012-1)	42	
	406 362	B	NUT - (C8095-632-1)	42	
-69	400 451	G	BOLT - (AN3-20A) left	2	
	400 455	G	BOLT - (AN3-23A) right	2	31T-7804001 to 31T-7904027 incl
	400 448	G	BOLT - (AN3-22A) right	2	31T-7904028 to 31T-8104101 incl
	407 584	G	WASHER - (AN960-10L)	4	31T-7804001 to 31T-8104101 incl
	404 835	G	NUT - (MS20364-1032C)	4	31T-7804001 to 31T-8104101 incl
-70	400 877	G	BOLT - Clevis (AN23-25A)	4	31T-7804001 to 31T-7904027 incl
	400 881	G	BOLT - Clevis (AN23-29A)	4	31T-7904028 to 31T-8104029 incl
	400 450	G	BOLT - (AN3-17A)	4	31T-8104030 to 31T-8104101 incl
	407 584	G	WASHER - (AN960-10L)	4	31T-7804001 to 31T-8104101 incl
	404 887	G	NUT - (MS20365-1032C)	4	31T-7804001 to 31T-8104101 incl
-71	54395-02	G	WEIGHT - Aileron balance trim (062 thick)	AR	31T-7804001 to 31T-8104101 incl
-72	81357-03	K	PLATE - Aileron balance trim, left	2	
	81357-03	K	PLATE - Aileron balance trim, right	3	
-73	29749-02	C	PLATE - Fillet	1	
-74	81357-02	G	PLATE - Aileron balance trim (250 thick)	2	31T-8104030 to 31T-8104101 incl

When ordering, always specify Part Number, Description and Serial Number of Aircraft

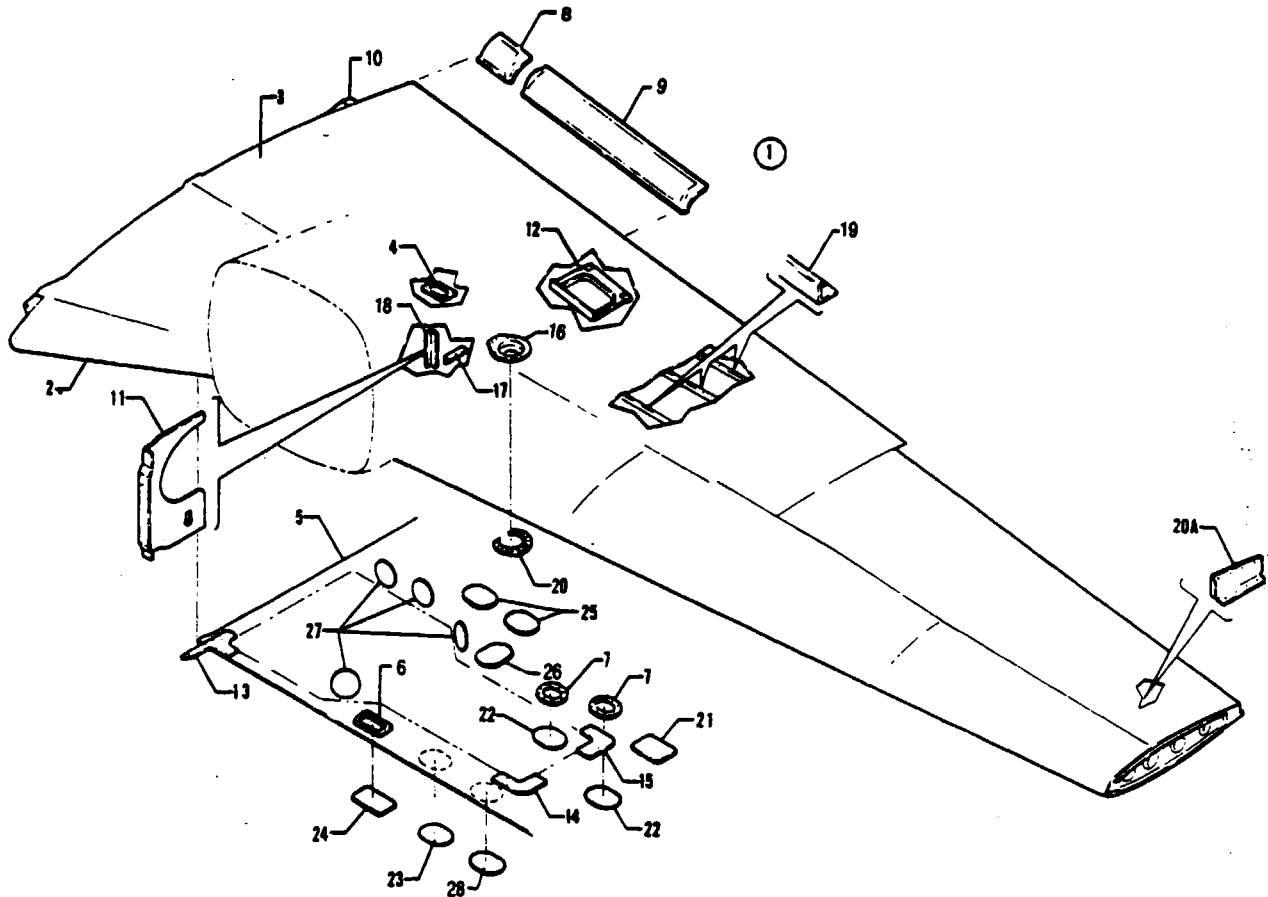


Figure 3. Wing Panel Inboard Parts Installation

PIPER PARTS CATALOG

CODE EXPLANATIONS FOR FIGURE 3

- A - Used on PA-31T only
- B - Used on PA-31T1 only
- C - Used on PA-31T2 only
- D - All items on Figure 4, 5, 6, 7, 80, 91 and 92 are components of this assembly
- E - See Figure 5 for component parts
- F - See Figure 7 for component parts
- G - Used on PA-31T with serial numbers 31T-7400002 to 31T-7820066, 31T-7820068 to 31T-7820092 inclusive
- H - Used on PA-31T with serial numbers 31T-7720054 and up, PA-31T1 and PA-31T2.
- J - Used on PA-31T, PA-31T1 with serial numbers 31T-7804001 to 31T-8104101 inclusive, and PA-31T2
- K - Used on PA-31T1 with serial numbers 31T-8304001 to 31T-8304003 inclusive, 31T-1104004 and up

PIPER PARTS CATALOG

Figure and Index Number	Part Number	Code	NOMENCLATURE	No. Req.	SERIAL NUMBERS AFFECTED	
3-1	50302-16	D,G	PANEL ASSEMBLY - Wing, left	1		
	50302-24	B,D	PANEL ASSEMBLY - Wing, left	1	31T-7804001 to 31T-7804011 incl	
	50302-22	A,D	PANEL ASSEMBLY - Wing, left	1	31T-7820067, 31T-7920001 and up	
	50302-26	B,D	PANEL ASSEMBLY - Wing, left	1	31T-7904001 to 31T-8104101 incl	
	50302-34	D,K	PANEL ASSEMBLY - Wing, left	1		
	50302-30	C,D	PANEL ASSEMBLY - Wing, left	1		
	50302-17	D,G	PANEL ASSEMBLY - Wing, right	1		
	50302-25	B,D	PANEL ASSEMBLY - Wing, right	1	31T-7804001 to 31T-7804011 incl	
	50302-23	A,D	PANEL ASSEMBLY - Wing, right	1	31T-7820067, 31T-7920001 and up	
	50302-27	B,D	PANEL ASSEMBLY - Wing, right	1	31T-7904001 to 31T-8104101 incl	
	50302-35	D,K	PANEL ASSEMBLY - Wing, right	1		
	50302-31	C,D	PANEL ASSEMBLY - Wing, right	1		
	-2	50304-10	A,B,E	* LEADING EDGE ASSEMBLY - Wing, left	1	
		50304-22	C,E	* LEADING EDGE ASSEMBLY - Wing, left	1	
		50304-11	A,E	* LEADING EDGE ASSEMBLY - Wing, right	1	
50304-17		B,E	* LEADING EDGE ASSEMBLY - Wing, right	1		
50304-20		C,E	* LEADING EDGE ASSEMBLY - Wing, right	1		
-3	50302-02		* SKIN ASSEMBLY - Wing inboard, top, left, Sta 30 to Sta. 87 5	1		
	50302-03		* SKIN ASSEMBLY - Wing inboard, top, right, Sta 30 to Sta 87 5	1		
-4	40517-02		* * COVER - Wing	1		
-5	50302-04	J	* SKIN ASSEMBLY - Wing inboard, bottom, left, Sta 30 to Sta 97 5	1		
	50302-36	K	* SKIN ASSEMBLY - Wing inboard, bottom, left, Sta 30 to Sta 97 5	1		
	50302-05	J	* SKIN ASSEMBLY - Wing inboard, bottom, right, Sta 30 to Sta 97 5	1		
	50302-37	K	* SKIN ASSEMBLY - Wing inboard, bottom, right, Sta 30 to Sta 97 5	1		
-6	45702-00		* * PLATE ASSEMBLY - Wing access hole reinforcement	2		
-7	40570-00		* * PLATE ASSEMBLY - Wing access hole reinforcement	2		
-8	40533-00		* SPAR ASSEMBLY - False, left, Sta 30 to Sta 39 5	1		
	40533-01		* SPAR ASSEMBLY - False, right, Sta 30 to Sta 39 5	1		
-9	40534-08		* SPAR ASSEMBLY - False, left, Sta 39 5 to Sta 87 5	1		
	40534-09		* SPAR ASSEMBLY - False, right, Sta 39 5 to Sta 87 5	1		
-10		F	* FRAME ASSEMBLY - Wing rear, left	1		
		F	* FRAME ASSEMBLY - Wing rear, right	1		
-11	45952-02		* PLATE - Rib attachment, main spar, left	1		
	45952-03		* PLATE - Rib attachment, main spar, right	1		
-12	50218-00		* PLATE ASSEMBLY - Access hole reinforcement, left	1		
	50218-01		* PLATE ASSEMBLY - Access hole reinforcement, right	1		
-13	50225-00		* PLATE - Wing wheel well reinforcement, left	1		
	50225-01		* PLATE - Wing wheel well reinforcement, right	1		
-14	50223-00		* PLATE - Wing wheel well reinforcement, left	1		
	50223-01		* PLATE - Wing wheel well reinforcement, right	1		
-15	50224-00		* PLATE - Wing wheel well reinforcement, left	1		
	50224-01		* PLATE - Wing wheel well reinforcement, right	1		
-16	50202-03		* ADAPTER - Fuel fill connector	1		
-17	40464-00		* ANGLE - Fuel cell liner support	1		
-18	40460-02		* ANGLE - Fuel cell liner support	1		
-19	149 158		* STRINGER - Wing panel (12' length)	AR		
-20	50969-00		* SHIM - Fuel fill connector	1		
-20a	54716-02		* BRACKET - Flux detector, left	1		
	54716-03		* BRACKET - Flux detector, right	1		

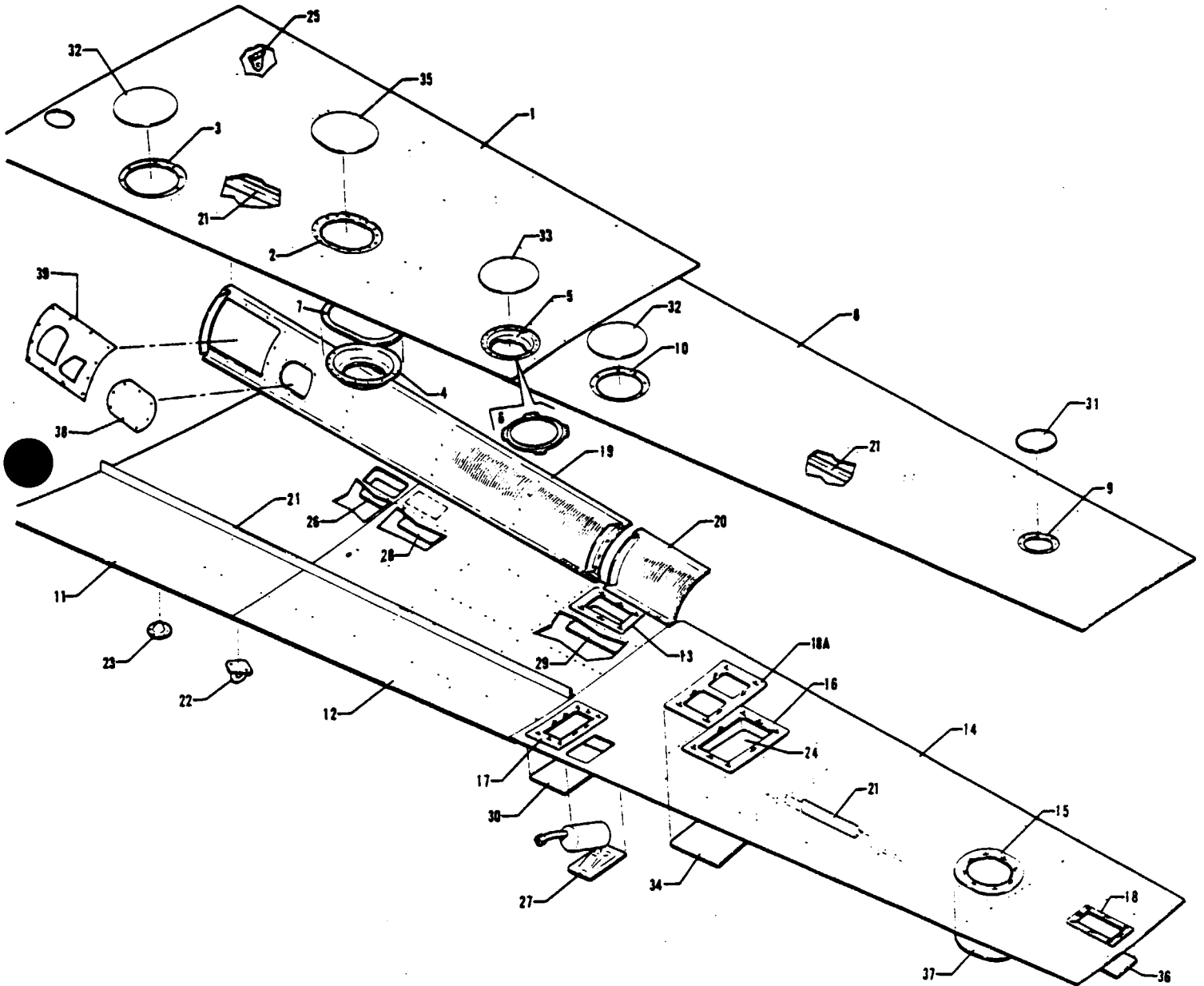
When ordering, always specify Part Number, Description and Serial Number of Aircraft

PIPER PARTS CATALOG

Figure and Index Number	Part Number	Code	NOMENCLATURE	No. Req.	SERIAL NUMBERS AFFECTED
3-21	50222-00		PLATE - Access, left	1	
	50222-01		PLATE - Access, right	1	
-22	40567-00		PLATE - Access	4	
-23	45386-00		PLATE - Access	2	
-24	45387-00		PLATE - Access	2	
-25	40807-00		PLATE - Access (false spar)	4	
-26	40563-00		PLATE - Access	2	
-27	40468-00		PLATE - Access	8	
-28	45386-00	A	PLATE ASSEMBLY - Access, bottom (4.84" L)	2	31T-7400002 to 31T-7720053 incl
	45387-00	H	PLATE - Access, bottom (8" L)	2	

When ordering, always specify Part Number, Description and Serial Number of Aircraft

PIPER PARTS CATALOG



Figures 4 Wing Panel Outboard Parts Installation

REVISED OCTOBER 1982

PA-31T
PA-31T1
PA-31T2

PIPER PARTS CATALOG

CODE EXPLANATIONS FOR FIGURE 4

- A - Used on PA-31T with serial numbers 31T-8020086 and up, PA-31T1 with serial numbers 31T-8104001 to 31T-8304003 inclusive, 31T-1104004 and up, and PA-31T2
- B - Used on PA-31T with serial numbers 31T-7820067, 31T-7920001 and up, PA-31T1 with serial numbers 31T-7904001 to 31T-8304003 inclusive, 31T-1104004 and up, and PA-31T2
- C - Used on PA-31T with serial numbers 31T-7400002 to 31T-7820066, 31T-7820068 to 31T-7820092 inclusive, and PA-31T1 with serial numbers 31T-7804001 to 31T-7804011 inclusive
- D - Used on PA-31T with serial numbers 31T-7820067, 31T-7920001 to 31T-8020085 inclusive, and PA-31T1 with serial numbers 31T-7904001 to 31T-8004057 inclusive
- E - Used on PA-31T with serial numbers 31T-7400002 to 31T-8020085 inclusive, and PA-31T1 with serial numbers 31T-7804001 to 31T-8004057 inclusive

PIPER PARTS CATALOG

Figure and Index Number	Part Number	Code	NOMENCLATURE	No Req.	SERIAL NUMBERS AFFECTED
4-	50302		DRAWING - Wing Panel Assembly		
-1	50302-06		SKIN ASSEMBLY - Wing outboard, top, left Sta 87 5 to Sta 160 5	1	
	50302-07		SKIN ASSEMBLY - Wing outboard, top, right, Sta 87 5 to Sta 160 5	1	
-2	40526-05		* PLATE ASSEMBLY - Fuel cell access reinforcement	1	
-3	40532-06		* PLATE ASSEMBLY - Fuel cell access reinforcement	1	
-4	42590-00		* PLATE - Wing, outboard, fuel cell standoff	1	
-5	50325-04		* BRACKET ASSEMBLY - Fuel cell support, left	1	
	50325-05		* BRACKET ASSEMBLY - Fuel cell support, right	1	
-6	54623-02		* PLATE - Fuel cell standoff	1	
-7	53172-00		* SHIM - Fuel cell access plate	1	
-8	50302-14		SKIN ASSEMBLY - Wing outboard, top, left Sta 160 5 to Sta 239	1	
	50302-15		SKIN ASSEMBLY - Wing outboard, top, right Sta 160 5 to Sta 239	1	
-9	51357-00		* PLATE ASSEMBLY - Access reinforcement, left	1	
	51357-04		* PLATE ASSEMBLY - Access reinforcement, right	1	
-10	50393-00		* PLATE ASSEMBLY - Fuel cell access reinforcement	1	
-11	40722-04		SKIN ASSEMBLY - Wing outboard, bottom, left, Sta 97 5 to Sta 121 5	1	
	40722-05		SKIN ASSEMBLY - Wing outboard, bottom, right, Sta 97 5 to Sta 121 5	1	
-12	40722-06		SKIN ASSEMBLY - Wing outboard, bottom, left, Sta 121 5 to Sta 160 5	1	
	45412-07		SKIN ASSEMBLY - Wing outboard, bottom, right, Sta 121 5 to Sta 160 5	1	
-13	40628-00		* PLATE ASSEMBLY - Aileron pulley access reinforcement, left	1	
	40628-01		* PLATE ASSEMBLY - Aileron pulley access reinforcement, right	1	
-14	50302-12		SKIN ASSEMBLY - Wing outboard, bottom, left, Sta 160 5 to Sta 239	1	
	50302-13		SKIN ASSEMBLY - Wing outboard, bottom, right, Sta 160 5 to Sta 239	1	
-15	20372-03		* PLATE ASSEMBLY - Access hole reinforcement	1	
-16	40635-00		* PLATE ASSEMBLY - Aileron pulley access reinforcement, left	1	
	40635-01		* PLATE ASSEMBLY - Aileron pulley access reinforcement, right	1	
-17	45545-00		* PLATE ASSEMBLY - Fuel cell access reinforcement, left	1	
	45545-01		* PLATE ASSEMBLY - Fuel cell access reinforcement, right	1	
-18	51204-00		* PLATE ASSEMBLY - Strobe access reinforcement	1	
-18a	42117-01		* PLATE ASSEMBLY - Aileron pulley access reinforcement, right	1	
-19	40535-00	E	SPAR ASSEMBLY - Wing false, left, Sta 87 5 to Sta 147 5	1	
	40535-06	A	SPAR ASSEMBLY - Wing false, left, Sta 87 5 to Sta 147 5	1	
	40535-01	C	SPAR ASSEMBLY - Wing false, right, Sta 87 5 to Sta 147 5	1	
	40535-05	D	SPAR ASSEMBLY - Wing false, right, Sta 87 5 to Sta 147 5	1	
	40535-11	A	SPAR ASSEMBLY - Wing false, right, Sta 87 5 to Sta 147 5	1	

When ordering, always specify Part Number, Description and Serial Number of Aircraft

PIPER PARTS CATALOG

Figure and Index Number	Part Number	Code	NOMENCLATURE	No. Req.	SERIAL NUMBERS AFFECTED
4-20	40536-00	E	SPAR ASSEMBLY - Wing false, left, Sta 147 5 to Sta 160	1	
	40536-06	A	SPAR ASSEMBLY - Wing false, left, Sta 147 5 to Sta 160	1	
	40536-01	E	SPAR ASSEMBLY - Wing false, right, Sta 147 5 to Sta. 160	1	
	40536-07	A	SPAR ASSEMBLY - Wing false, right, Sta 147 5 to Sta 160	1	
-21	149 158		STRINGER - Wing outboard (12' length)	AR	
-22	18457-00		RING - Tie down	2	
-23	25597-00		PAD - Jack	2	
-24	40636-00		COVER - Access, left	1	
	40636-01		COVER - Access, right	1	
-25	41601-00		BRACKET - Potentiometer mounting, left, Sta 97	1	
	41601-03	B	BRACKET - Potentiometer mounting, right, Sta. 97	1	
-26	42638-00		PLATE - Access	2	
-27	50186-10		VENT ASSEMBLY - Fuel cell, left	1	
	50186-09		VENT ASSEMBLY - Fuel cell, right	1	
-28	48012-00		PLATE - Access, right	1	
-29	40629-00		COVER - Access, left	1	
	40629-01		COVER - Access, right	1	
-30	45544-00		PLATE - Access	2	
-31	51358-00		COVER - Access	2	
-32	40545-04		COVER - Access	4	
-33	50186-00		COVER - Access	2	
-34	42118-00		COVER - Access, right	1	
-35	40544-02		COVER - Access	2	
-36	51205-00		COVER - Access	2	
-37	20370-00		PLATE - Access	2	
-38	40607-00		PLATE - Wing access, left	1	
	40607-00	B	PLATE - Wing access, right	1	
-39	40608-00	C	PLATE - Flap actuator access, left	1	
	29188-02	B	PLATE - Flap actuator access, left	1	
	29188-03	B	PLATE - Flap actuator access, right	1	

When ordering, always specify Part Number, Description and Serial Number of Aircraft

PIPER PARTS CATALOG

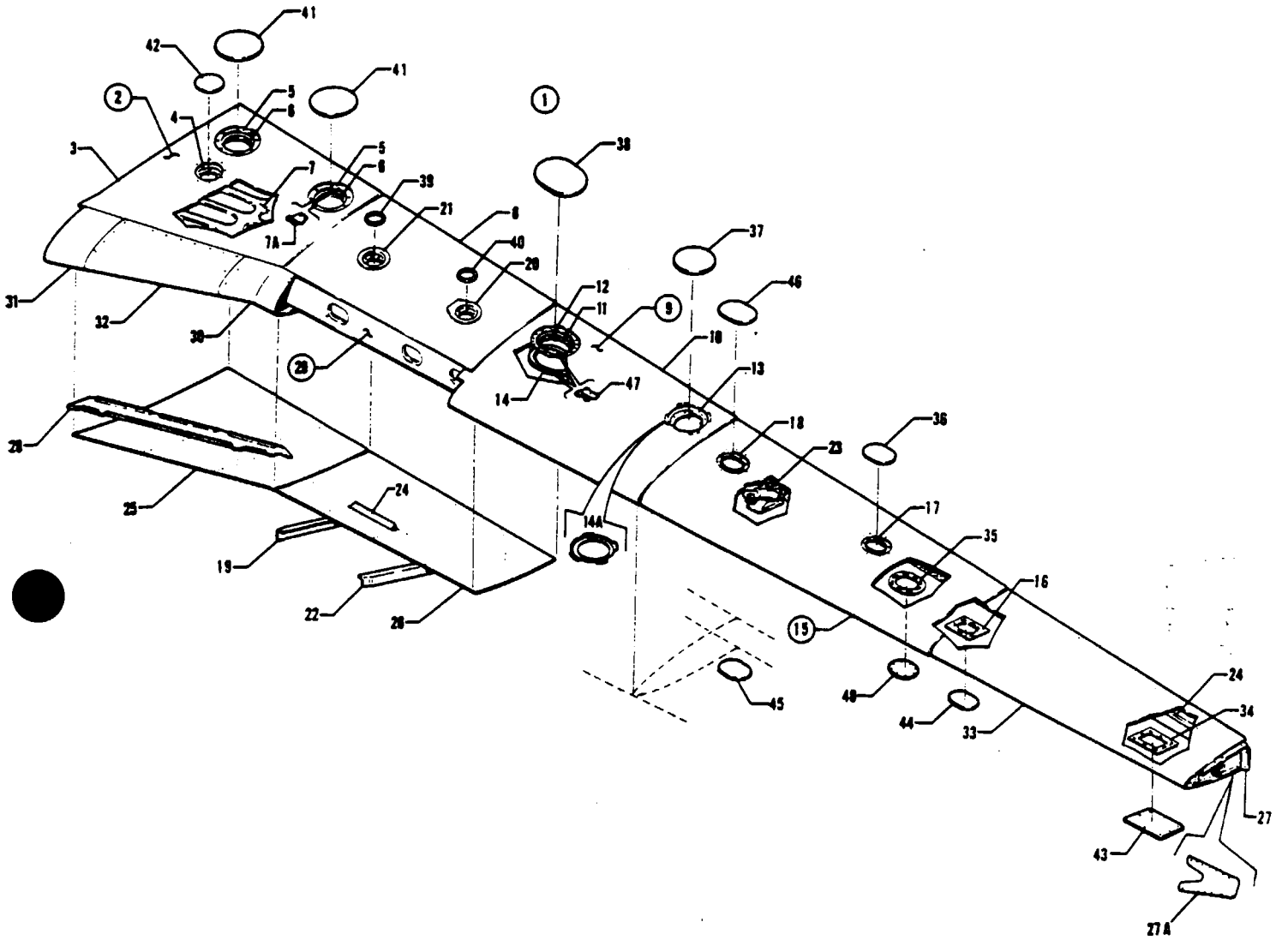


Figure 5 Wing Panel Leading Edge Assembly

REVISED OCTOBER 1982

PA-31T
PA-31T1
PA-31T2

PIPER PARTS CATALOG

CODE EXPLANATIONS FOR FIGURE 5

- A - Used on PA-31T only.
- B - Used on PA-31T1 only
- C - Used on PA-31T2 only
- D - All items on Figures 6 and 91 are components of this assembly.
- E - See Figure 6 for component parts
- F - Used on PA-31T with serial numbers 31T-7400012 and up, PA-31T1, and PA-31T2.
- G - Order part for serial numbers 31T-7400012 and up if fuel access hole requires a cover plate 8.45" W x 10.18" L between Sta. 97.50 and Sta. 109.50.

PIPER PARTS CATALOG

Figure and Index Number	Part Number	Code	NOMENCLATURE	No. Req.	SERIAL NUMBERS AFFECTED
5-1	50304-10	A,B,D	LEADING EDGE ASSEMBLY - Wing, complete, left	1	
	50304-22	C,D	LEADING EDGE ASSEMBLY - Wing, complete, left	1	
	50304-11	A,D	LEADING EDGE ASSEMBLY - Wing, complete, right	1	
	50304-17	B,D	LEADING EDGE ASSEMBLY - Wing, complete, right	1	
	50304-20	C,D	LEADING EDGE ASSEMBLY - Wing, complete, right	1	
-2	50304-12		* SKIN ASSEMBLY - Wing, top, inboard, Sta. 30 to Sta. 58.5, left	1	
	50304-13		* SKIN ASSEMBLY - Wing, top, inboard, Sta. 30 to Sta. 58.5, right	1	
-3	45847-10		* SKIN - Wing, top	1	
-4	54862-02		* PLATE ASSEMBLY - Fuel gauge support	1	
-5	40532-08		* PLATE ASSEMBLY - Fuel cell access reinforcement	2	
-6	42589-00		* PLATE - Fuel cell stand-off	2	
-7	40508-12		* SKIN ASSEMBLY - Inner, left	1	
	40508-13		* SKIN ASSEMBLY - Inner, right	1	
-7a	53358-00		* BRACKET ASSEMBLY - Nut flange, mounting	4	
-8	40585-34		* SKIN - Wing, top, center, Sta. 58.5 to Sta. 97.5	1	
-9	50304-04	A,G	* SKIN ASSEMBLY - Wing, center, Sta. 97.5 to Sta. 134.5, left	1	31T-7400002 to 31T-7400011 incl.
	50304-08	F	* SKIN ASSEMBLY - Wing, center, Sta. 97.5 to Sta. 134.5, left	1	
	50304-05	A,G	* SKIN ASSEMBLY - Wing, center, Sta. 97.5 to Sta. 134.5, right	1	31T-7400002 to 31T-7400011 incl.
	50304-09	F	* SKIN ASSEMBLY - Wing, center, Sta. 97.5 to Sta. 134.5, right	1	
-10	45847-18	A,G	* SKIN - Wing, center, Sta. 97.5 to Sta. 134.5, left	1	31T-7400002 to 31T-7400011 incl.
	45847-28	F	* SKIN - Wing, center, Sta. 97.5 to Sta. 134.5, left	1	
	45847-19	A,G	* SKIN - Wing, center, Sta. 97.5 to Sta. 134.5, right	1	31T-7400002 to 31T-7400011 incl.
	45847-29	F	* SKIN - Wing, center, Sta. 97.5 to Sta. 134.5, right	1	
-11	42590-00	A,G	* PLATE - Fuel cell stand-off	1	31T-7400002 to 31T-7400011 incl.
	53906-00	F	* PLATE - Fuel cell stand-off, left	1	
	53906-01	F	* PLATE - Fuel cell stand-off, right	1	
-12	40526-03	A,G	* PLATE ASSEMBLY - Fuel cell access reinforcement	1	31T-7400002 to 31T-7400011 incl.
	51487-00	F	* PLATE ASSEMBLY - Fuel cell access reinforcement	1	
	51487-01	F	* PLATE ASSEMBLY - Fuel cell access reinforcement, right	1	
-13	50289-02		* BRACKET ASSEMBLY - Fuel cell filler neck, left	1	
	50289-03		* BRACKET ASSEMBLY - Fuel cell filler neck, right	1	
-14	53172-00	A,G	* SHIM - Fuel cell access plate	1	31T-7400002 to 31T-7400011 incl.
	53906-00	F	* SHIM - Fuel cell access plate	1	
-14a	54823-02		* PLATE - Fuel cell stand-off	1	
-15	50304-02		* SKIN ASSEMBLY - Wing, Sta. 134.5 to Sta. 189.5, left	1	
	50304-03	A	* SKIN ASSEMBLY - Wing, Sta. 134.5 to Sta. 189.5, right	1	
	50304-15	B,C	* SKIN ASSEMBLY - Wing, Sta. 134.5 to Sta. 189.5, right	1	
-16	50128-04		* PLATE ASSEMBLY - Wing access, Sta. 186, left	1	
	50128-05		* PLATE ASSEMBLY - Wing access, Sta. 186, right	1	
-17	50127-04		* PLATE ASSEMBLY - Wing access, Sta. 167.75, left	1	
	50127-05		* PLATE ASSEMBLY - Wing access, Sta. 167.75, right	1	
-18	51264-04		* PLATE ASSEMBLY - Wing access, left	1	
	51264-05		* PLATE ASSEMBLY - Wing access, right	1	
-19	50098-00		* ANGLE - Nacelle, longitudinal bulkhead, lower, inboard, left	1	
	50098-01		* ANGLE - Nacelle, longitudinal bulkhead, lower, inboard, right	1	

When ordering, always specify Part Number, Description and Serial Number of Aircraft

PIPER PARTS CATALOG

Figure and Index Number	Part Number	Code	NOMENCLATURE	No. Req.	SERIAL NUMBERS AFFECTED
5-20	50202-02		* ADAPTER - Fuel fill connector	1	
-21	50197-00		* ADAPTER - Fuel fill connector	1	
-22	50115-00		* ANGLE - Nacelle longitudinal bulkhead, lower, outboard, left	1	
	50115-01		* ANGLE - Nacelle longitudinal bulkhead, lower, outboard, right	1	
-23	51484-06		* VENT ASSEMBLY - Fuel cell, left	1	
	51484-05		* VENT ASSEMBLY - Fuel cell, right	1	
-24	149 158		* STRINGER - Wing, skin (12' length)	AR	
-25	40859-08		* SKIN - Wing, bottom, inboard, Sta. 30 to Sta 58 5, left	1	
	40859-07		* SKIN - Wing, bottom, inboard, Sta. 30 to Sta 58.5, right	1	
-26	40585-20		* SKIN - Wing, bottom, center, Sta. 58.5 to Sta. 97 5	1	
-27	50310-00	A,B	* SPAR ASSEMBLY - Wing, main, left	1	
	50310-34	C	* SPAR ASSEMBLY - Wing, main, left	1	
	50310-01	A,B	* SPAR ASSEMBLY - Wing, main, right	1	
	50310-31	C	* SPAR ASSEMBLY - Wing, main, right	1	
-27a	50078-00		* * PLATE - Tip tank attachment, center	1	
-28	43936-04		* CHANNEL ASSEMBLY - Leading edge attachment, left	1	
	43936-05		* CHANNEL ASSEMBLY - Leading edge attachment, right	1	
-29	50306-00	E	* SPAR ASSEMBLY - Wing front, complete, left	1	
	50306-01	E	* SPAR ASSEMBLY - Wing front, complete, right	1	
-30	50084-00		* * COVER - Leading edge access, left	1	
	50084-01		* * COVER - Leading edge access, right	1	
-31	40585-10		* * SKIN - Leading edge, inboard, left	1	
	40585-11		* * SKIN - Leading edge, inboard, right	1	
-32	40826-00		* * PANEL - Leading edge access, left	1	
	40826-01		* * PANEL - Leading edge access, right	1	
-33	40585-30		* SKIN - Wing, outboard, Sta. 189 5 to Sta 239, left	1	
	40585-31		* SKIN - Wing, outboard, Sta. 189 5 to Sta. 239, right	1	
-34	50129-04		* PLATE ASSEMBLY - Wing access, sta. 225, left	1	
	50129-05		* PLATE ASSEMBLY - Wing access, sta 225, right	1	
-35	20372-06		PLATE ASSEMBLY - Access hole reinforcement	2	
-36	50127-06		COVER - Access	2	
-37	50186-00		COVER - Access	2	
-38	40544-03	A,G	COVER - Access	2	31T-7400002 to 31T-7400011 incl
	51466-00	F	COVER - Access	2	
-39	50198-00		PLATE - Fuel fill connector	2	
-40	50203-00		PLATE - Fuel fill connector	2	
-41	40545-04		COVER - Access	4	
-42	40546-08		COVER ASSEMBLY - Access	2	
-43	50129-06		COVER - Access, left	1	
	50129-07		COVER - Access, right	1	
-44	50128-06		COVER - Access	2	
-45	40567-00		PLATE - Access	2	
-46	51264-08		COVER - Access	2	
-47	50263-00	A,G	BRACKET ASSEMBLY - Nut flange mounting	4	31T-7400002 to 31T-7400011 incl
	50263-04	F	BRACKET ASSEMBLY - Nut flange mounting	4	
-48	20370-00		COVER - Access	2	

When ordering, always specify Part Number, Description and Serial Number of Aircraft

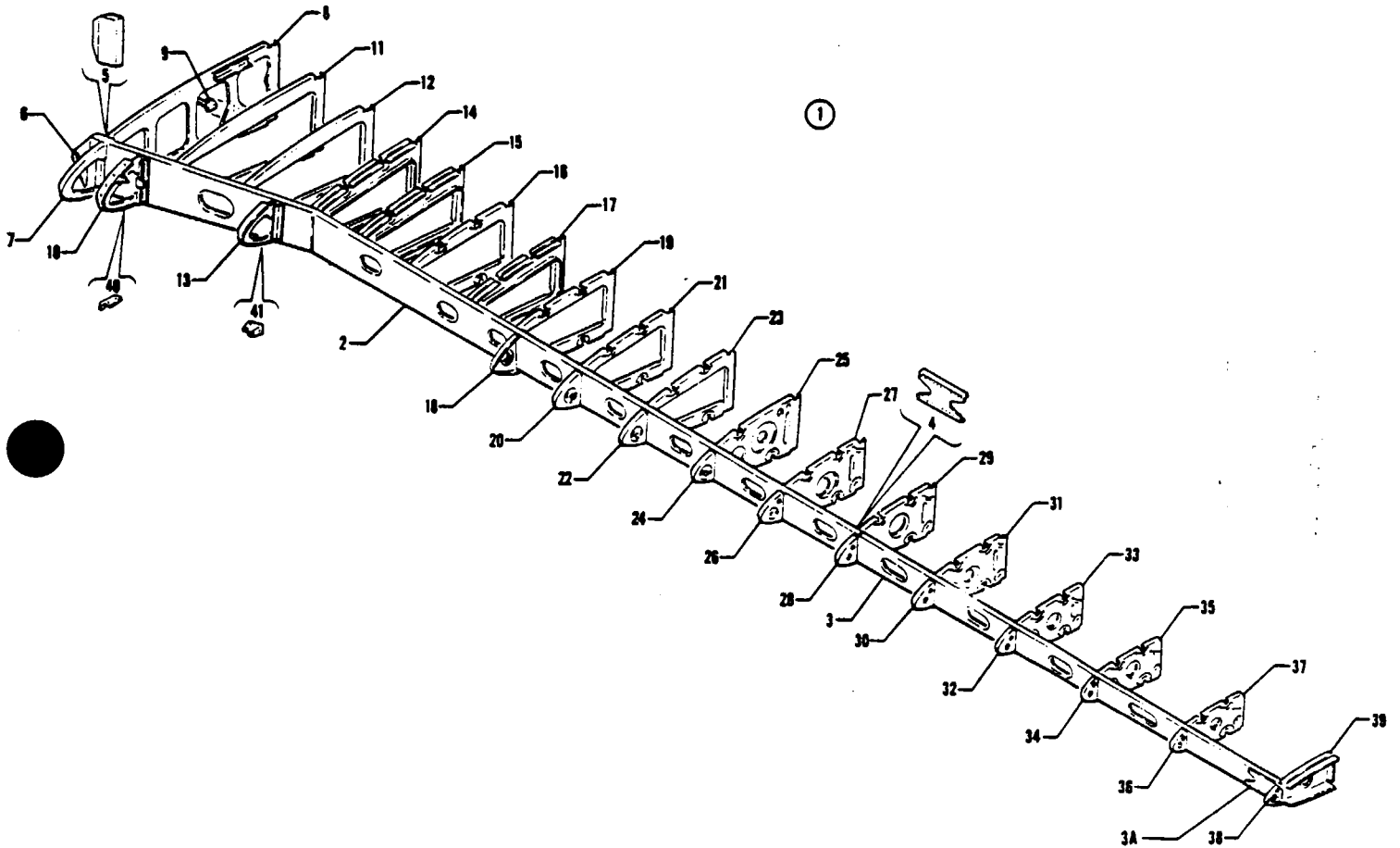


Figure 6 Leading Edge Spar Assembly

PIPER PARTS CATALOG

CODE EXPLANATIONS FOR FIGURE 6

PIPER PARTS CATALOG

Figure and Index Number	Part Number	Code	NOMENCLATURE	No Req	SERIAL NUMBERS AFFECTED
6-1	50306-00		SPAR ASSEMBLY - Wing front, complete, left	1	
	50306-01		SPAR ASSEMBLY - Wing front, complete, right	1	
-2	50308-00		* SPAR ASSEMBLY - Left	1	
	50308-01		* SPAR ASSEMBLY - Right	1	
-3	50099-00		* * SPAR ASSEMBLY - Outboard, Sta 147 5 to Sta 239, left	1	
	50099-01		* * SPAR ASSEMBLY - Outboard, Sta 147 5 to Sta 239, right	1	
-3a	50077-00		* * * PLATE - Tip tank attachment, front	2	
-4	50080-00		* * PLATE - Front spar splice, left	1	
	50080-01		* * PLATE - Front spar splice, right	1	
-5	40359-10		* * PLATE ASSEMBLY - Leading edge spar reinforcement, left	1	
	40359-11		* * PLATE ASSEMBLY - Leading edge spar reinforcement, right	1	
-6	49999-03		* * BUSHING - Leading edge spar, inboard, Sta 25 608	1	
-7	40383-02		* RIB ASSEMBLY - Front spar, nose, Sta 30, left	1	
	40383-03		* RIB ASSEMBLY - Front spar, nose, Sta 30, right	1	
-8	50295-02		* RIB ASSEMBLY - Front spar, Sta 30, left	1	
	50295-03		* RIB ASSEMBLY - Front spar, Sta 30, right	1	
-9	02245-02		* * BRACKET - Crossfeed control support, left	1	
-10	40450-06		* RIB ASSEMBLY - Front spar, nose, Sta 34 5, left	1	
	40450-07		* RIB ASSEMBLY - Front spar, nose, Sta 34 5, right	1	
-11	45439-08		* RIB ASSEMBLY - Front spar, Sta 39 5, left	1	
	45439-09		* RIB ASSEMBLY - Front spar, Sta 39 5, right	1	
-12	45449-02		* RIB ASSEMBLY - Front spar, Sta 49 0, left	1	
	45449-03		* RIB ASSEMBLY - Front spar, Sta 49 0, right	1	
-13	50062-00		* RIB ASSEMBLY - Front spar, nose, Sta 54, left	1	
	50062-01		* RIB ASSEMBLY - Front spar, nose, Sta 54, right	1	
-14	45458-06		* RIB ASSEMBLY - Front spar, Sta 58 5, left	1	
	45458-07		* RIB ASSEMBLY - Front spar, Sta 58 5, right	1	
-15	45467-02		* RIB ASSEMBLY - Front spar, Sta 67 5, left	1	
	45467-03		* RIB ASSEMBLY - Front spar, Sta 67 5, right	1	
-16	45477-12		* RIB ASSEMBLY - Front spar, Sta 77 5, left	1	
	45477-13		* RIB ASSEMBLY - Front spar, Sta 77 5, right	1	
-17	45487-12		* RIB ASSEMBLY - Front spar, Sta 87 5, left	1	
	45487-13		* RIB ASSEMBLY - Front spar, Sta 87 5, right	1	
-18	45497-04		* RIB ASSEMBLY - Front spar, nose, Sta 97 5, left	1	
	45497-05		* RIB ASSEMBLY - Front spar, nose, Sta 97 5, right	1	
-19	45497-08		* RIB ASSEMBLY - Front spar, Sta 97 5, left	1	
	45497-09		* RIB ASSEMBLY - Front spar, Sta 97 5, right	1	
-20	50244-00		* RIB ASSEMBLY - Front spar, nose, Sta 109 5, left	1	
	50244-01		* RIB ASSEMBLY - Front spar, nose, Sta 109 5, right	1	
-21	45409-10		* RIB ASSEMBLY - Front spar, Sta 109 5, left	1	
	45409-11		* RIB ASSEMBLY - Front spar, Sta 109 5, right	1	
-22	50243-00		* RIB ASSEMBLY - Front spar, nose, Sta 121 5, left	1	
	50243-01		* RIB ASSEMBLY - Front spar, nose, Sta 121 5, right	1	
-23	45421-08		* RIB ASSEMBLY - Front spar, Sta 121 5, left	1	
	45421-09		* RIB ASSEMBLY - Front spar, Sta 121 5, right	1	
-24	50242-00		* RIB ASSEMBLY - Front spar, nose, Sta 134 5, left	1	
	50242-01		* RIB ASSEMBLY - Front spar, nose, Sta 134 5, right	1	
-25	45434-10		* RIB ASSEMBLY - Front spar, Sta 134 5, left	1	
	45434-11		* RIB ASSEMBLY - Front spar, Sta 134 5, right	1	
-26	50347-06		* RIB ASSEMBLY - Front spar, nose, Sta 147 5, left	1	
	50347-07		* RIB ASSEMBLY - Front spar, nose, Sta 147 5, right	1	
-27	50347-04		* RIB ASSEMBLY - Front spar, Sta 147 5, left	1	
	50347-05		* RIB ASSEMBLY - Front spar, Sta 147 5, right	1	

When ordering, always specify Part Number, Description and Serial Number of Aircraft

PIPER PARTS CATALOG

Figure and Index Number	Part Number	Code	NOMENCLATURE	No. Req.	SERIAL NUMBERS AFFECTED
6-28	50359-04		* RIB ASSEMBLY - Front spar, nose, Sta 160 5, left	1	
	50359-05		* RIB ASSEMBLY - Front spar, nose, Sta 160 5, right	1	
-29	50359-06		* RIB ASSEMBLY - Front spar, Sta 160 5, left	1	
	50359-07		* RIB ASSEMBLY - Front spar, Sta 160 5, right	1	
-30	50374-04		* RIB ASSEMBLY - Front spar, nose, Sta 174 5, left	1	
	50374-05		* RIB ASSEMBLY - Front spar, nose, Sta 174 5, right	1	
-31	50374-02		* RIB ASSEMBLY - Front spar, Sta 174 5, left	1	
	50374-03		* RIB ASSEMBLY - Front spar, Sta 174 5, right	1	
-32	50389-10		* RIB ASSEMBLY - Front spar, nose, Sta 189 5, left	1	
	50389-11		* RIB ASSEMBLY - Front spar, nose, Sta 189 5, right	1	
-33	50389-06		* RIB ASSEMBLY - Front spar, Sta 189 5, left	1	
	50389-07		* RIB ASSEMBLY - Front spar, Sta 189 5, right	1	
-34	50389-18		* RIB ASSEMBLY - Front spar, nose, Sta 205, left	1	
	50389-19		* RIB ASSEMBLY - Front spar, nose, Sta 205, right	1	
-35	50389-20		* RIB ASSEMBLY - Front spar, Sta 205, left	1	
	50389-21		* RIB ASSEMBLY - Front spar, Sta 205, right	1	
-36	50340-04		* RIB ASSEMBLY - Front spar, nose, Sta 221 5, left	1	
	50340-05		* RIB ASSEMBLY - Front spar, nose, Sta 221 5, right	1	
-37	50340-14		* RIB ASSEMBLY - Front spar, Sta 221 5, left	1	
	50340-15		* RIB ASSEMBLY - Front spar, Sta 221 5, right	1	
-38	50340-06		* RIB ASSEMBLY - Front spar, nose, Sta 239 62, left	1	
	50340-07		* RIB ASSEMBLY - Front spar, nose, Sta 239 62, right	1	
-39	50340-16		* RIB ASSEMBLY - Front spar, Sta 239 62, left	1	
	50340-17		* RIB ASSEMBLY - Front spar, Sta 239 62, right	1	
-40	50126-00		* BRACKET - Retaining block, Sta 34 5, left	1	
	50126-01		* BRACKET - Retaining block, Sta 34 5, right	1	
-41	50124-00		* BRACKET - Retaining block, Sta 54, left	1	
	50124-01		* BRACKET - Retaining block, Sta 54, right	1	

When ordering, always specify Part Number, Description and Serial Number of Aircraft

PIPER PARTS CATALOG

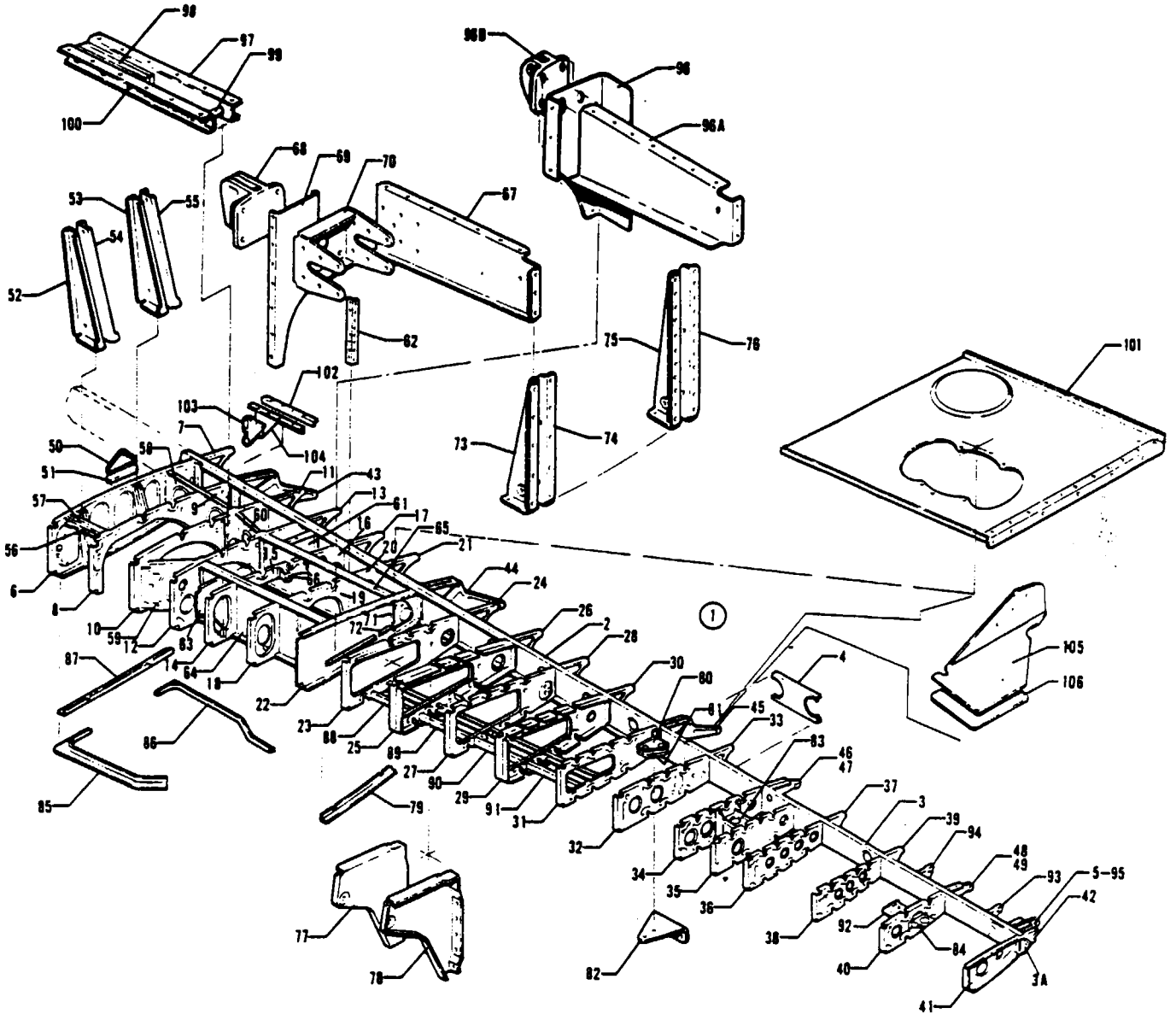


Figure 7 Wing Panel Rear Spar Assembly

REVISED: OCTOBER 1982

PIPER PARTS CATALOG

CODE EXPLANATIONS FOR FIGURE 7

- A- Used on PA-31T only.
- B- Used on PA-31T1 only.
- C- Used on PA-31T2 only.
- D- Used on PA-31T with serial numbers 31T-7400002 to 31T-7820066, 31T-7820068 to 31T-7820092 inclusive.
- E- Used on PA-31T1 if tip tanks are not installed
- F- Used on PA-31T with serial numbers 31T-7720049 and up, PA-31T1, and PA-31T2.
- G- Used on PA-31T with serial numbers 31T-7720049 and up, and PA-31T2 with serial numbers 31T-8166001 to 31T-8166076 inclusive.
- H- Used on PA-31T with serial numbers 31T-7400002 to 31T-7820066, 31T-7820068 to 31T-7820092 inclusive, and PA-31T1 with serial numbers 31T-7804001 to 31T-7804011 inclusive.
- J- Used on PA-31T with serial numbers 31T-7820067, 31T-7920001 and up, PA-31T1 with serial numbers 31T-7904001 to 31T-8304003 inclusive, 31T-1104004 and up, and PA-31T2.
- K- Used on PA-31T with serial numbers 31T-8020086 and up, PA-31T1 with serial numbers 31T-8104001 to 31T-8304003 inclusive, 31T-1104004 and up, and PA-31T2. Also used on PA-31T with serial numbers 31T-7400002 to 31T-8020085 inclusive and PA-31T1 with serial numbers 31T-7804001 to 31T-8004057 inclusive if Outboard Flap Track Inspection and Reinforcement Installation Kit 763 986 has been installed per Service Bulletin No 647A.
- L- Used on PA-31T with serial numbers 31T-7400002 and up, PA-31T1 with serial numbers 31T-7804001 to 31T-8104101 inclusive, and PA-31T2 with serial numbers 31T-8166001 to 31T-8166076 inclusive.
- M- Used on PA-31T1 with serial numbers 31T-7904001 to 31T-8304003 inclusive, 31T-1104004 and up
- N- Used on PA-31T1 with serial numbers 31T-8304001 to 31T-8304003 inclusive, 31T-1104004 and up and PA-31T2 with serial numbers 31T-1166001 and up.
- O- Used on PA-31T1. Also used on PA-31T2 with serial numbers 31T-1166001 and up.
- P- Used on PA-31T. Also used on PA-31T2 with serial numbers 31T-8166001 to 31T-8166076 inclusive.
- Q- See latest revision of Piper Service Bulletin No. 923. Piper considers compliance mandatory.

PIPER PARTS CATALOG

Figure and Index Number	Part Number	Code	NOMENCLATURE	No Req	SERIAL NUMBERS AFFECTED
7-1	50307-00	D	FRAME ASSEMBLY - Wing rear, left	1	
	50307-02	A	FRAME ASSEMBLY - Wing rear, left	1	31T-7820067, 31T-7920001 and up
	50307-04	B	FRAME ASSEMBLY - Wing rear, left	1	31T-7804001 to 31T-7804011 incl
	50307-06	M	FRAME ASSEMBLY - Wing rear, left	1	
	50307-08	C	FRAME ASSEMBLY - Wing rear, left	1	
	50307-01	D	FRAME ASSEMBLY - Wing rear, right	1	
	50307-03	A	FRAME ASSEMBLY - Wing rear, right	1	31T-7820067, 31T-7920001 and up
	50307-05	B	FRAME ASSEMBLY - Wing rear, right	1	31T-7804001 to 31T-7804011 incl
	50307-07	M	FRAME ASSEMBLY - Wing rear, right	1	
-2	50307-09	C	FRAME ASSEMBLY - Wing rear, right	1	
	50312-00	P	* SPAR ASSEMBLY - Rear, Sta 25 94 to Sta 239, left	1	
	50312-20	O	* SPAR ASSEMBLY - Rear, Sta 25 94 to Sta 239, left	1	
	50312-01	P	* SPAR ASSEMBLY - Rear, Sta 25 94 to Sta 239, right	1	
-3	50312-21	O	* SPAR ASSEMBLY - Rear, Sta 25 94 to Sta 239, right	1	
	50102-00	A	* * SPAR ASSEMBLY - Rear, outboard, Sta 153 92 to Sta 239, left	1	31T-7400002 to 31T-7720048 incl
	50102-14	G	* * SPAR ASSEMBLY - Rear, outboard, Sta 153 92 to Sta 239, left	1	
	50102-22	O	* * SPAR ASSEMBLY - Rear, outboard, Sta 153 92 to Sta 239, left	1	
	50102-01	A	* * SPAR ASSEMBLY - Rear, outboard, Sta 153 92 to Sta 239, right	1	31T-7400002 to 31T-7720048 incl
	50102-15	G	* * SPAR ASSEMBLY - Rear, outboard, Sta 153 92 to Sta 239, right	1	
	50102-23	O	* * SPAR ASSEMBLY - Rear, outboard, Sta 153 92 to Sta 239, right	1	
	-3a	49731-02	O	* * PLATE ASSEMBLY - Tip tank attachment, left	1
50079-00		P	* * PLATE - Tip tank attachment, left	1	
49731-03		O	* * PLATE ASSEMBLY - Tip tank attachment, right	1	
50079-01		P	* * PLATE - Tip tank attachment, right	1	
-4	40362-14		* * PLATE - Splice, left	1	
	40362-15		* * PLATE - Splice, right	1	
-5	401 266	E	* BOLT - (AN3-5A)	12	31T-7804001 to 31T-8104101 incl
-6	50295-04		* RIB ASSEMBLY - Rear spar, Sta 30, left	1	
	50295-05		* RIB ASSEMBLY - Rear spar, Sta 30, right	1	
-7	40383-08		* RIB ASSEMBLY - Rear spar, trailing edge, Sta 30, left	1	
	40383-09		* RIB ASSEMBLY - Rear spar, trailing edge, Sta 30, right	1	
-8	50339-06		* RIB - Rear spar, Sta 39 5, left	1	
	50339-07		* RIB - Rear spar, Sta 39 5, right	1	
-9	50339-02		* RIB ASSEMBLY - Rear spar, trailing edge, Sta 39 5, left	1	
	50339-03		* RIB ASSEMBLY - Rear spar, trailing edge, Sta 39 5, right	1	
-10	45449-42		* RIB ASSEMBLY - Rear spar, Sta 49, left	1	
	45449-43		* RIB ASSEMBLY - Rear spar, Sta 49, right	1	
-11	45449-14		* RIB ASSEMBLY - Rear spar, trailing edge, Sta 49, left	1	
	45449-15		* RIB ASSEMBLY - Rear spar, trailing edge, Sta 49, right	1	
-12	50358-04	A,B	* RIB ASSEMBLY - Rear spar, Sta 58 5, left	1	
	50358-18	C	* RIB ASSEMBLY - Rear spar, Sta 58 5, left	1	
	50358-05	A,B	* RIB ASSEMBLY - Rear spar, Sta 58 5, right	1	
	50358-19	C	* RIB ASSEMBLY - Rear spar, Sta 58 5, right	1	
-13	50358-02		* RIB ASSEMBLY - Rear spar, trailing edge, Sta 58 5, left	1	
	50358-03		* RIB ASSEMBLY - Rear spar, trailing edge, Sta 58 5, right	1	

When ordering, always specify Part Number Description and Serial Number of Aircraft

PIPER PARTS CATALOG

Figure and Index Number	Part Number	Code	NOMENCLATURE	No Req	SERIAL NUMBERS AFFECTED
7-14	50367-14		* RIB ASSEMBLY - Rear spar, Sta 67 5, left	1	
	50367-15		* RIB ASSEMBLY - Rear spar, Sta 67 5, right	1	
-15	50367-18		* RIB ASSEMBLY - Rear spar, Sta 67 5, left	1	
	50367-19		* RIB ASSEMBLY - Rear spar, Sta 67 5, right	1	
-16	50367-10		* RIB ASSEMBLY - Rear spar, Sta 67 5, left	1	
	50367-11		* RIB ASSEMBLY - Rear spar, Sta 67 5, right	1	
-17	50367-12		* RIB ASSEMBLY - Rear spar, trailing edge, Sta 67 5, left	1	
	50367-13		* RIB ASSEMBLY - Rear spar, trailing edge, Sta 67 5, right	1	
-18	50377-16		* RIB ASSEMBLY - Rear spar, Sta 77 5, left	1	
	50377-17		* RIB ASSEMBLY - Rear spar, Sta 77 5, right	1	
-19	50377-06		* RIB ASSEMBLY - Rear spar, Sta 77 5, left	1	
	50377-07		* RIB ASSEMBLY - Rear spar, Sta 77 5, right	1	
-20	50377-04		* RIB ASSEMBLY - Rear spar, Sta 77 5, left	1	
	50377-05		* RIB ASSEMBLY - Rear spar, Sta 77 5, right	1	
-21	50377-02		* RIB ASSEMBLY - Rear spar, trailing edge, Sta 77 5, left	1	
	50377-03		* RIB ASSEMBLY - Rear spar, trailing edge, Sta 77 5, right	1	
-22	45487-20		* RIB ASSEMBLY - Rear spar, Sta 87 5, left	1	
	45487-21		* RIB ASSEMBLY - Rear spar, Sta 87 5, right	1	
-23	45497-20		* RIB ASSEMBLY - Rear spar, Sta 97 5, left	1	
	45497-21		* RIB ASSEMBLY - Rear spar, Sta 97 5, right	1	
-24	45497-24	H	* RIB ASSEMBLY - Rear spar, trailing edge, Sta 97 5, left	1	
	45497-38	J	* RIB ASSEMBLY - Rear spar, trailing edge, Sta 97 5, left	1	
	45497-23	H	* RIB ASSEMBLY - Rear spar, trailing edge, Sta 97 5, right	1	
	45497-41	J	* RIB ASSEMBLY - Rear spar, trailing edge, Sta 97 5, right	1	
-25	45409-14		* RIB ASSEMBLY - Rear spar, Sta 109 5, left	1	
	45409-15		* RIB ASSEMBLY - Rear spar, Sta 109 5, right	1	
-26	45409-02		* RIB ASSEMBLY - Rear spar, trailing edge, Sta 109 5, left	1	
	45409-03		* RIB ASSEMBLY - Rear spar, trailing edge, Sta 109 5, right	1	
-27	45421-04		* RIB ASSEMBLY - Rear spar, Sta 121 5, left	1	
	45421-05		* RIB ASSEMBLY - Rear spar, Sta 121 5, right	1	
-28	45421-02		* RIB ASSEMBLY - Rear spar, trailing edge, Sta 121 5, left	1	
	45421-03		* RIB ASSEMBLY - Rear spar, trailing edge, Sta 121 5, right	1	
-29	45434-04		* RIB ASSEMBLY - Rear spar, Sta 134 5, left	1	
	45434-05		* RIB ASSEMBLY - Rear spar, Sta 134 5, right	1	
-30	45434-02		* RIB ASSEMBLY - Rear spar, trailing edge, Sta 134 5, left	1	
	45434-03		* RIB ASSEMBLY - Rear spar, trailing edge, Sta 134 5, right	1	
-31	45447-04		* RIB ASSEMBLY - Rear spar, Sta 147 5, left	1	
	45447-05		* RIB ASSEMBLY - Rear spar, Sta 147 5, right	1	
-32	50360-06		* RIB ASSEMBLY - Rear spar, Sta 160 5, left	1	
	50360-07		* RIB ASSEMBLY - Rear spar, Sta 160 5, right	1	
-33	50360-02		* RIB ASSEMBLY - Rear spar, trailing edge, Sta 160 5, left	1	
	50360-03		* RIB ASSEMBLY - Rear spar, trailing edge, Sta 160 5, right	1	

When ordering, always specify Part Number, Description and Serial Number of Aircraft

PIPER PARTS CATALOG

Figure and Index Number	Part Number	Code	NOMENCLATURE	No Req	SERIAL NUMBERS AFFECTED
7-34	50373-00		* RIB ASSEMBLY - Rear spar, Sta 174 5, left	1	
	50373-01		* RIB ASSEMBLY - Rear spar, Sta 174 5, right	1	
-35	50382-00		* RIB ASSEMBLY - Rear spar, Sta 182, left	1	
	50382-01		* RIB ASSEMBLY - Rear spar, Sta 182, right	1	
-36	50389-04		* RIB ASSEMBLY - Rear spar, Sta 189 5, left	1	
	50389-05		* RIB ASSEMBLY - Rear spar, Sta 189 5, right	1	
-37	50389-02		* RIB ASSEMBLY - Rear spar, trailing edge, Sta 189 5, left	1	
	50389-03		* RIB ASSEMBLY - Rear spar, trailing edge, Sta 189 5, right	1	
-38	50389-14		* RIB ASSEMBLY - Rear spar, Sta 205, left	1	
	50389-15		* RIB ASSEMBLY - Rear spar, Sta 205, right	1	
-39	50389-12		* RIB ASSEMBLY - Rear spar, trailing edge, Sta 205, left	1	
	50389-13		* RIB ASSEMBLY - Rear spar, trailing edge, Sta 205, right	1	
-40	50340-02		* RIB ASSEMBLY - Rear spar, Sta 221 5 left	1	
	50340-03		* RIB ASSEMBLY - Rear spar, Sta 221 5, right	1	
-41	50340-18		* RIB ASSEMBLY - Rear spar, Sta 239, left	1	
	50340-19		* RIB ASSEMBLY - Rear spar, Sta 239, right	1	
-42	40492-08		* RIB ASSEMBLY - Rear spar, trailing edge, Sta 239, left	1	
	40492-09		* RIB ASSEMBLY - Rear spar, trailing edge, Sta 239, right	1	
-43	45379-06		* TRACK ASSEMBLY - Flap, inboard, Sta 39 5	1	
-44	45809-08		* TRACK ASSEMBLY - Flap, center, Sta 87 5	1	
-45	45381-00		* TRACK ASSEMBLY - Flap, outboard, Sta 147 5, left	1	
	45381-01		* TRACK ASSEMBLY - Flap, outboard, Sta 147 5, right	1	
-46	50067-00		* BRACKET ASSEMBLY - Aileron hinge, inboard, left	1	
	50067-01		* BRACKET ASSEMBLY - Aileron hinge, inboard, right	1	
-47	452 386		* * BEARING - Aileron hinge (NAS506-4)	1	
-48	50119-00		* BRACKET ASSEMBLY - Aileron hinge, outboard, left	1	
	50119-01		* BRACKET ASSEMBLY - Aileron hinge, outboard, right	1	
-49	452 386		* * BEARING - Aileron hinge (NAS506-4)	1	
-50	40509-02		* BRACKET - Aileron pulley, upper left	1	
	40509-03		* BRACKET - Aileron pulley, upper right	1	
-51	40509-05		* BRACKET - Aileron pulley, lower left	1	
	40509-04		* BRACKET - Aileron pulley, lower right	1	
-52	40560-12		* BRACKET ASSEMBLY - Main gear door hinge, forward, left	1	
	40560-11		* BRACKET ASSEMBLY - Main gear door hinge, forward, right	1	
-53	40560-04		* BRACKET ASSEMBLY - Main gear door hinge, forward, left	1	
	40560-05		* BRACKET ASSEMBLY - Main gear door hinge, forward, right	1	
-54	40560-03		* BRACKET ASSEMBLY - Main gear door hinge, aft, left	1	
	40560-02		* BRACKET ASSEMBLY - Main gear door hinge, aft, right	1	
-55	40560-05		* BRACKET ASSEMBLY - Main gear door hinge, aft, left	1	
	40560-04		* BRACKET ASSEMBLY - Main gear door hinge, aft, right	1	
-56	46357-01	A,B	* BRACKET ASSEMBLY - Landing gear door cylinder support, forward, left	1	
	29741-03	C	* BRACKET ASSEMBLY - Landing gear door cylinder support, forward, left	1	
	46357-00	A,B	* BRACKET ASSEMBLY - Landing gear door cylinder support, forward, right	1	
	29741-02	C	* BRACKET ASSEMBLY - Landing gear door cylinder support, forward, right	1	

When ordering, always specify Part Number, Description and Serial Number of Aircraft

PIPER PARTS CATALOG

Figure and Index Number	Part Number	Code	NOMENCLATURE	No. Req.	SERIAL NUMBERS AFFECTED
7-57	46357-00	A,B	* BRACKET ASSEMBLY - Landing gear door cylinder support, aft, left	1	
	29741-02	C	* BRACKET ASSEMBLY - Landing gear door cylinder support, aft, left	1	
	46357-01	A,B	* BRACKET ASSEMBLY - Landing gear door cylinder support, aft, right	1	
	29741-03	C	* BRACKET ASSEMBLY - Landing gear door cylinder support, aft, right	1	
-58	40474-04		* BULKHEAD - Wheel well, rear inboard, left	1	
	40474-05		* BULKHEAD - Wheel well, rear inboard, right	1	
-59	45377-06		* BULKHEAD ASSEMBLY - Wheel well front, left	1	
	45377-07		* BULKHEAD ASSEMBLY - Wheel well front, right	1	
-60	40466-02		* BULKHEAD - Wheel well, rear outboard, left	1	
	40466-03		* BULKHEAD - Wheel well, rear outboard, right	1	
-61	50073-00		* BULKHEAD ASSEMBLY - Wing, Sta. 62.81, left	1	
	50073-01		* BULKHEAD ASSEMBLY - Wing, Sta. 62.81, right	1	
-62	40438-00		* ANGLE - Wing rib rear attachment, left	1	
	40438-01		* ANGLE - Wing rib rear attachment, right	1	
-63	50016-00		* BULKHEAD - Wing, left	1	
	50016-01		* BULKHEAD - Wing, right	1	
-64	50010-00		* BULKHEAD ASSEMBLY - Main gear support, forward, left	1	
	50010-01		* BULKHEAD ASSEMBLY - Main gear support, forward, right	1	
-65	45501-14	A,B	* BULKHEAD ASSEMBLY - Main gear support, rear, left	1	
	45501-30	C	* BULKHEAD ASSEMBLY - Main gear support, rear, left	1	
	45501-15	A,B	* BULKHEAD ASSEMBLY - Main gear support, rear, right	1	
	45501-31	C	* BULKHEAD ASSEMBLY - Main gear support, rear, right	1	
-66	40658-00	L	* BRACKET ASSEMBLY - Main gear up switch	1	
	40658-06	N	* BRACKET ASSEMBLY - Main gear up switch	1	
-67	40389-00		* BRACKET - Main landing gear actuator support, forward, left	1	
	40389-01		* BRACKET - Main landing gear actuator support, forward, right	1	
-68	40652-00		* BRACKET - Main gear actuator, forward	1	
-69	40439-00		* CHANNEL - Actuator bracket support, forward, left	1	
	40439-01		* CHANNEL - Actuator bracket support, forward, right	1	
-70	73786-02	Q	* BRACKET - Main gear actuator reinforcement	1	
-71	40463-00		* ANGLE - Fuel cell liner support	1	
-72	40465-00		* ANGLE - Fuel cell liner support	1	
-73	40502-02		* BRACKET ASSEMBLY - Main gear door, outboard hinge, forward, left	1	
	40502-03		* BRACKET ASSEMBLY - Main gear door, outboard hinge, forward, right	1	
-74	40502-05		* BRACKET ASSEMBLY - Main gear door, outboard hinge, aft, left	1	
	40502-04		* BRACKET ASSEMBLY - Main gear door, outboard hinge, aft, right	1	
-75	45691-04		* BRACKET ASSEMBLY - Main gear door, outboard hinge, forward, left	1	
	45691-05		* BRACKET ASSEMBLY - Main gear door, outboard hinge, forward, right	1	
-76	45691-03		* BRACKET ASSEMBLY - Main gear door, outboard hinge, aft, left	1	
	45691-02		* BRACKET ASSEMBLY - Main gear door, outboard hinge, aft, right	1	

When ordering, always specify Part Number, Description, and Serial Number of Aircraft

PIPER PARTS CATALOG

Figure and Index Number	Part Number	Code	NOMENCLATURE	No. Req.	SERIAL NUMBERS AFFECTED
7-77	50104-03	H	* BRACKET ASSEMBLY - Flap actuator mounting, inboard, left	1	
	50104-23	J	* BRACKET ASSEMBLY - Flap actuator mounting, inboard, left	1	
	50104-02	H	* BRACKET ASSEMBLY - Flap actuator mounting, inboard, right	1	
	50104-22	J	* BRACKET ASSEMBLY - Flap actuator mounting, inboard, right	1	
-78	50104-04	H	* BRACKET ASSEMBLY - Flap actuator mounting, outboard, left	1	
	50104-24	J	* BRACKET ASSEMBLY - Flap actuator mounting, outboard, left	1	
	50104-05	H	* BRACKET ASSEMBLY - Flap actuator mounting, outboard, right	1	
	50104-25	J	* BRACKET ASSEMBLY - Flap actuator mounting, outboard, right	1	
-79	45825-00		* ANGLE - Main gear door cutout, left	1	
	45825-01		* ANGLE - Main gear door cutout, right	1	
-80	40513-00		* BRACKET - Aileron pulley, top, left	1	
	40513-01		* BRACKET - Aileron pulley, top, right	1	
-81	40513-01		* BRACKET - Aileron pulley, bottom, left	1	
	40513-00		* BRACKET - Aileron pulley, bottom, right	1	
-82	40515-00		* BRACKET - Aileron tab pulley, right	1	
-83	40561-00		* BRACKET ASSEMBLY - Aileron bellcrank, left	1	
	40561-01		* BRACKET ASSEMBLY - Aileron bellcrank, right	1	
-84	51359-00		* BRACKET - Flux detector	1	
-85	45824-00		* ANGLE - Main gear door cutout, forward, left	1	
	45824-01		* ANGLE - Main gear door cutout, forward, right	1	
-86	50323-00		* ANGLE ASSEMBLY - Main gear door cutout, aft, left	1	
	50323-01		* ANGLE ASSEMBLY - Main gear door cutout, aft, right	1	
-87	45955-00		* ANGLE - Main gear door cutout, left	1	
	45955-01		* ANGLE - Main gear door cutout, right	1	
-88	53042-02		* SUPPORT - Fuel cell liner, Sta 97 5 to Sta 109 5	2	
-89	53042-03		* SUPPORT - Fuel cell liner, Sta 109 5 to Sta 121 5	2	
-90	53042-04		* SUPPORT - Fuel cell liner, Sta. 121 5 to Sta 134 5	2	
-91	53042-05		* SUPPORT - Fuel cell liner, Sta 134 5 to Sta 147 5	2	
-92	52072-00		* BRACKET ASSEMBLY - Flux detector, right	1	
-93	55800-02	F	* BULKHEAD - Rear spar, trailing edge, Sta 231, left	1	
	55800-03	F	* BULKHEAD - Rear spar, trailing edge, Sta 231, right	1	
-94	55801-02	F	* BULKHEAD - Rear spar, trailing edge, Sta 213 9, left	1	
	55801-03	F	* BULKHEAD - Rear spar, trailing edge, Sta 213 9, right	1	
-95	49740-02	E	* BRACKET ASSEMBLY - Aileron hinge, tip, left	1	31T-7804001 to 31T-8104101 incl
	49740-03	E	* BRACKET ASSEMBLY - Aileron hinge, tip, right	1	31T-7804001 to 31T-8104101 incl
-96	29499-02	C	* CHANNEL - Actuator bracket support, aft, left	1	
	29499-03	C	* CHANNEL - Actuator bracket support, aft, right	1	
-96a	29521-02	C	* BRACKET - Main gear actuator support, aft, left	1	
	29521-03	C	* BRACKET - Main gear actuator support, aft, right	1	
-96b	29459-02	C	* BRACKET - Main gear actuator, aft	1	
-97	43016-00	H	BUMPER ASSEMBLY - Landing gear, left	1	
	49457-02	J	BUMPER ASSEMBLY - Landing gear, left	1	
	43016-01	H	BUMPER ASSEMBLY - Landing gear, right	1	
	49457-03	J	BUMPER ASSEMBLY - Landing gear, right	1	
-98	42746-00	H	* BUMPER - Landing gear	4	
	49456-02	J	* BUMPER - Landing gear	4	
-99	41413-57		* BUSHING - Landing gear bumper	4	
-100	411 538		* SCREW - (MS35207-269)	4	
	407 564		* WASHER - (AN960-10)	8	
	404 887		* NUT - (MS20365-1032C)	4	
-101	43961-02		BRACKET ASSEMBLY - Fuel cell upper support, left	1	
	43961-03		BRACKET ASSEMBLY - Fuel cell upper support, right	1	
-102	40625-00		ANGLE - Sta 58 50 to Sta 66 56	4	
-103	40616-00		BRACKET ASSEMBLY - Main landing gear uplock, forward, left	1	
	40616-01		BRACKET ASSEMBLY - Main landing gear uplock, forward, right	1	

When ordering, always specify Part Number, Description and Serial Number of Aircraft

PIPER PARTS CATALOG

Figure and Index Number	Part Number	Code	NOMENCLATURE	No. Req.	SERIAL NUMBERS AFFECTED
7-104	40616-03		BRACKET ASSEMBLY - Main landing gear uplock, aft, left	1	
	40616-02		BRACKET ASSEMBLY - Main landing gear uplock, aft, right	1	
-105	71132-02	K	GUSSET - Flap track reinforcement, inboard, left	1	
	71132-03	K	GUSSET - Flap track reinforcement, inboard, right	1	
	71132-04	K	GUSSET - Flap track reinforcement, outboard, right	1	
	71132-05	K	GUSSET - Flap track reinforcement, outboard, left	1	
-106	56956-14	K	PLATE - Filler, outboard, left and right	2	
	56956-15	K	PLATE - Filler, inboard, left and right	2	

When ordering, always specify Part Number, Description and Serial Number of Aircraft

PIPER PARTS CATALOG

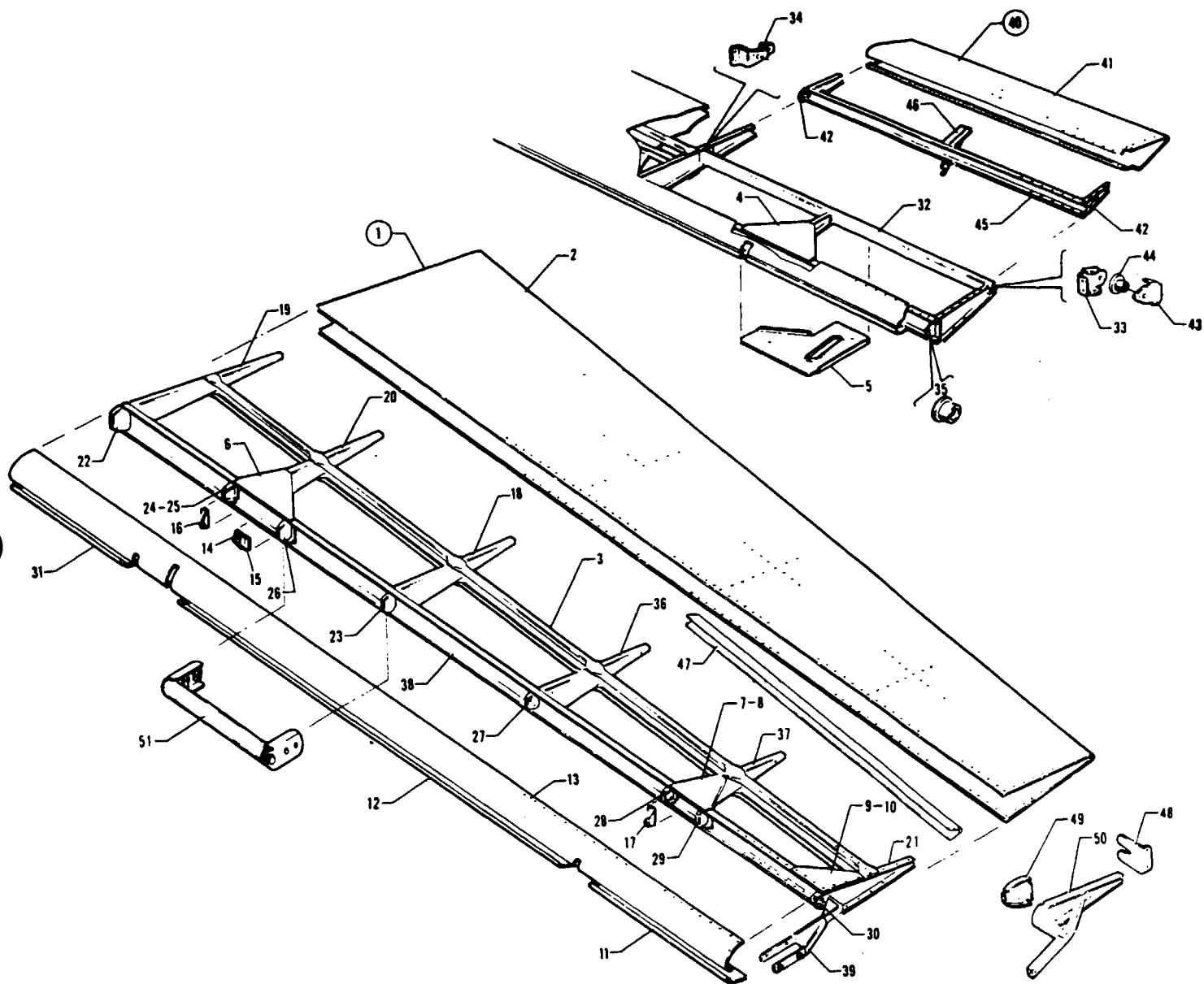


Figure 8 Aileron Assembly

REVISED DECEMBER 1983

1B21

PA-31T
PA-31T1
PA-31T2

PIPER PARTS CATALOG

CODE EXPLANATIONS FOR FIGURE 8

- A- Used on PA-31T. Also used on PA-31T1 with serial numbers 31T-7804001 to 31T-8104101 inclusive if tip tanks are installed.
- B- Used on PA-31T1 with serial numbers 31T-7804001 to 31T-8104101 inclusive if tip tanks are not installed.
- C- Used on PA-31T1 with serial numbers 31T-8304001 to 31T-8304003 inclusive, 31T-1104004 and up, and PA-31T2.
- D- Used on PA-31T and PA-31T2. Also used on PA-31T1 if tip tanks are installed.
- E- Used on PA-31T. Also used on PA-31T1 with serial numbers 31T-7804001 to 31T-8104101 inclusive.
- F- See latest revision of Piper Service Bulletin No. 967. Piper considers compliance mandatory.

PIPER PARTS CATALOG

Figure and Index Number	Part Number	Code	NOMENCLATURE	No. Req.	SERIAL NUMBERS AFFECTED
8-1	40200-20	A	AILERON ASSEMBLY - Left	1	
	40200-52	B	AILERON ASSEMBLY - Left	1	
	40200-60	C	AILERON ASSEMBLY - Left	1	
	40200-39	A	AILERON ASSEMBLY - Right	1	
	40200-53	B	AILERON ASSEMBLY - Right	1	
	40200-61	C	AILERON ASSEMBLY - Right	1	
-2	40200-12	D	* SKIN ASSEMBLY - Aileron, left	1	
	40200-28	B	* SKIN ASSEMBLY - Aileron, left	1	
	40200-13	D	* SKIN ASSEMBLY - Aileron, right	1	
-3	40200-29	B	* SKIN ASSEMBLY - Aileron, right	1	
	40200-16		** CHANNEL - Aileron skin assembly, left	2	
-4	40200-17		** CHANNEL - Aileron skin assembly, right	2	
	40135-00		** GUSSET - Aileron, top, right, Sta. 175	1	
-5	40138-00		** PLATE - Aileron tab skin reinforcement, bottom, right	1	
-6	40113-00		** GUSSET - Aileron, inboard, left, top	1	
	40113-01		** GUSSET - Aileron, inboard, left, bottom	1	
-7	40114-00		** GUSSET - Aileron, Sta. 222, left, top	1	
	40114-01		** GUSSET - Aileron, Sta. 222, left, bottom	1	
-8	40114-01		** GUSSET - Aileron, Sta. 222, right, top	1	
	40114-00		** GUSSET - Aileron, Sta. 222, right, bottom	1	
-9	40200-19		* GUSSET - Aileron, outboard, bottom, left	1	
	40200-18		* GUSSET - Aileron, outboard, bottom, right	1	
-10	40200-18		* GUSSET - Aileron, outboard, top, left	1	
	40200-19		* GUSSET - Aileron, outboard, top, right	1	
-11	40200-10	D	* SKIN - Aileron, front bottom outboard, left	1	
	40200-48	B	* SKIN - Aileron, front bottom outboard, left	1	
	40200-11	D	* SKIN - Aileron, front bottom outboard, right	1	
	40200-47	B	* SKIN - Aileron, front bottom outboard, right	1	
-12	40200-08	E	* SKIN - Aileron, front bottom center, left	1	
	40200-66	C	* SKIN - Aileron, front bottom center, left	1	
	40200-09	E	* SKIN - Aileron, front bottom center, right	1	
	40200-67	C	* SKIN - Aileron, front bottom center, right	1	
	40200-04	A	* SKIN - Aileron, front top, left	1	
-13	40200-50	B	* SKIN - Aileron, front top, left	1	
	40200-64	C	* SKIN - Aileron, front top, left	1	
	40200-05	A	* SKIN - Aileron, front top, right	1	
	40200-51	B	* SKIN - Aileron, front top, right	1	
	40200-65	C	* SKIN - Aileron, front top, right	1	
	40109-00		* HORN - Aileron, front, inboard, left	1	
	40109-01		* HORN - Aileron, front, inboard, right	1	
-15	40109-01		* HORN - Aileron, front, outboard, left	1	
	40109-00		* HORN - Aileron, front, outboard, right	1	
-16	74461-02	F	* BRACKET - Aileron, front, Sta. 174.5, left	1	
	74461-03	F	* BRACKET - Aileron, front, Sta. 174.5, right	1	
-17	40112-02		* BRACKET - Aileron, front, Sta. 221.5, left	1	
	40112-03		* BRACKET - Aileron, front, Sta. 221.5, right	1	
-18	40115-00		* RIB - Aileron, Sta. 189.5, left	1	
	40115-01		* RIB - Aileron, Sta. 189.5, right	1	
-19	40182-00		* RIB - Aileron, Sta. 161.38, left	1	
	40116-00		* RIB - Aileron, Sta. 161.38, right	1	
-20	40117-00		* RIB - Aileron, Sta. 175.12, left	1	
	40118-00		* RIB - Aileron, Sta. 175.12, right	1	
-21	40119-00	D	* RIB - Aileron, outboard end, left	1	
	40119-01	D	* RIB - Aileron, outboard end, right	1	

When ordering, always specify Part Number, Description, and Serial Number of Aircraft

PIPER PARTS CATALOG

Figure and Index Number	Part Number	Code	NOMENCLATURE	No. Req.	SERIAL NUMBERS AFFECTED
8-22	40127-02		* BULKHEAD - Aileron nose, Sta 161 38, left	1	
	40127-03		* BULKHEAD - Aileron nose, Sta 161 38, right	1	
-23	40127-04	E	* BULKHEAD - Aileron nose, Sta 189 5, left	1	
	81882-02	C	* BULKHEAD ASSEMBLY - Aileron nose, Sta 189 5, left	1	
	40127-05	E	* BULKHEAD - Aileron nose, Sta 189 5, right	1	
	81882-03	C	* BULKHEAD ASSEMBLY - Aileron nose, Sta 189 5, right	1	
-24	40128-02		* BULKHEAD - Aileron nose, Sta 171, right	1	
-25	40128-03		* BULKHEAD - Aileron nose, Sta 173, left	1	
-26	40129-02	E	* BULKHEAD - Aileron nose, Sta 179, left	1	
	81882-05	C	* BULKHEAD ASSEMBLY - Aileron nose, Sta 179, left	1	
	40129-03	E	* BULKHEAD - Aileron nose, Sta 179, right	1	
	81882-04	C	* BULKHEAD ASSEMBLY - Aileron nose, Sta 179, right	1	
-27	40130-00		* BULKHEAD - Aileron nose, Sta 205, left	1	
	40130-01		* BULKHEAD - Aileron nose, Sta 205, right	1	
-28	40132-02		* BULKHEAD - Aileron nose, Sta 218 4, left	1	
	40132-03		* BULKHEAD - Aileron nose, Sta 218 4, right	1	
-29	40132-04		* BULKHEAD - Aileron nose, Sta 222, left	1	
	40132-05		* BULKHEAD - Aileron nose, Sta 222, right	1	
-30	40133-00	D	* BULKHEAD - Aileron nose, Sta 238, left	1	
	40133-01	D	* BULKHEAD - Aileron nose, sta 238, right	1	
-31	40200-06		* SKIN - Aileron, front bottom inboard, left	1	
	40200-07		* SKIN - Aileron, front bottom inboard, right	1	
-32	40145-00		* SPAR - Aileron, stub, Sta. 161 to Sta 189, right	1	
-33	40152-00		* BRACKET ASSEMBLY - Aileron tab attachment, right	1	
-34	40163-00		* BEARING ASSEMBLY - Aileron tab attachment, right	1	
-35	452 331		* * BEARING - Aileron bearing assembly (F-310-3)	1	
-36	40183-00		* RIB - Aileron, Sta 205, left	1	
	40183-01		* RIB - Aileron, Sta 205, right	1	
-37	40184-00		* RIB - Aileron, Sta 222, left	1	
	40184-01		* RIB - Aileron, Sta 222, right	1	
-38	40190-00	D	* SPAR ASSEMBLY - Aileron, left	1	
	40190-20	B	* SPAR ASSEMBLY - Aileron, left	1	
	40190-13	D	* SPAR ASSEMBLY - Aileron, right	1	
	40190-21	B	* SPAR ASSEMBLY - Aileron, right	1	
-39	50034-00	D	* BRACKET ASSEMBLY - Aileron balance weight, left	1	
	50034-01	D	* BRACKET ASSEMBLY - Aileron balance weight, right	1	
-40	40178-00		* TAB ASSEMBLY - Aileron, right	1	
-41	40178-02		* * SKIN - Aileron tab	1	
-42	40172-00		* * RIB - Aileron tab, Sta 188 6, outboard	1	
	40149-00		* * RIB - Aileron tab, Sta 118, inboard	1	
-43	40153-00		* * HINGE ASSEMBLY - Aileron tab assembly, Sta 118	1	
-44	453 787		* * * BEARING - Aileron tab, hinge assembly (NAS77A5-19P)	1	
-45	40142-00		* * SPAR - Aileron tab assembly, Sta 161 to Sta 189	1	
-46	41860-00		* * HORN ASSEMBLY - Aileron tab, Sta 172	1	
-47	40200-44	B	* CHANNEL - Aileron	1	
-48	49745-02	B	* REINFORCEMENT - Outboard aileron spar	1	
-49	54340-02	B	* BULKHEAD - Aileron nose, left	1	
	54340-03	B	* BULKHEAD - Aileron nose, right	1	
-50	49741-02	B	* RIB ASSEMBLY - Aileron balance weight, left	1	
	49741-03	B	* RIB ASSEMBLY - Aileron balance weight, right	1	
-51	81865-06	C	* WEIGHT ASSEMBLY - Aileron balance	1	

When ordering, always specify Part Number, Description and Serial Number of Aircraft

PIPER PARTS CATALOG

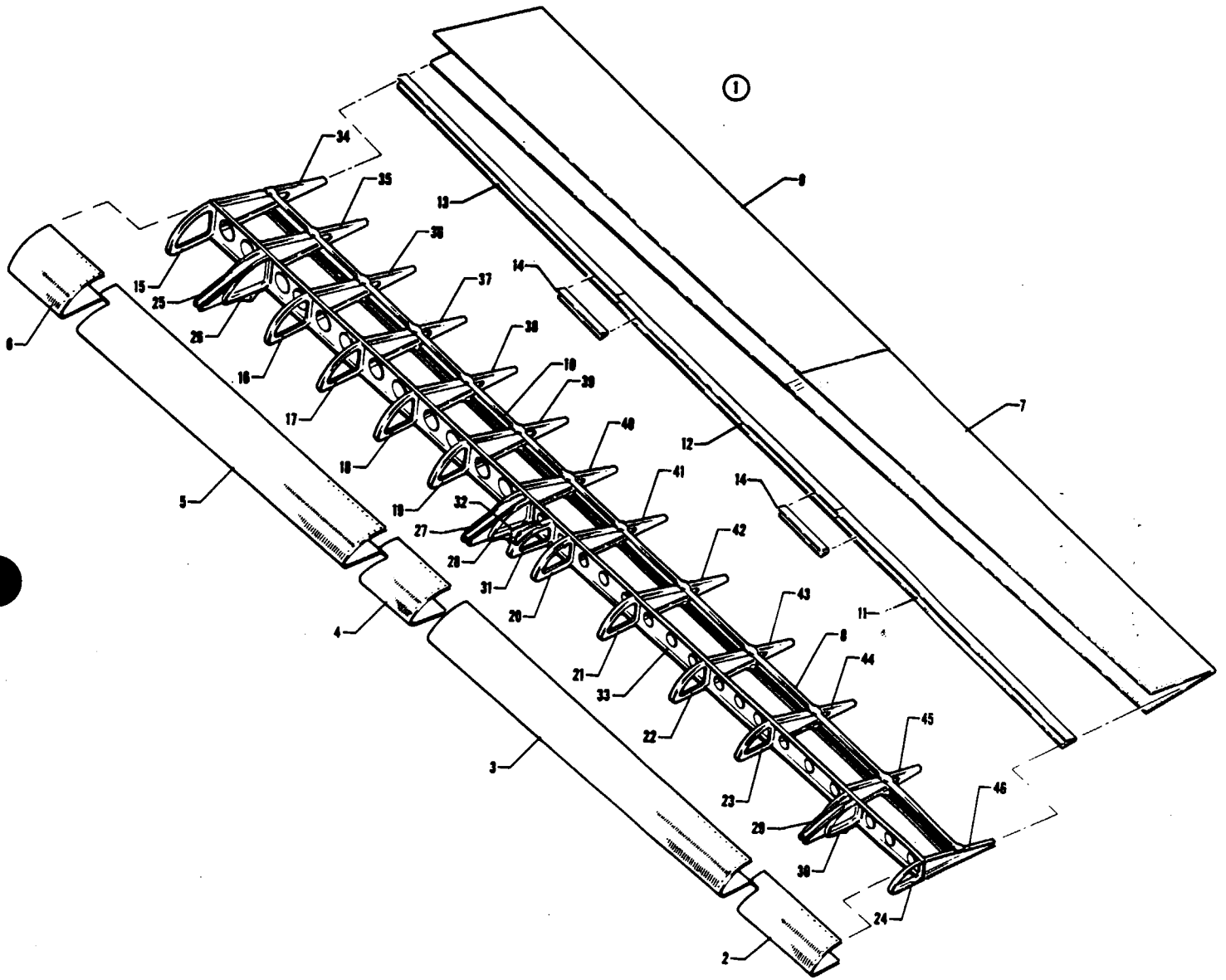


Figure 9 Flap Assembly

REVISED: FEBRUARY 1981

1C1

PA-31T
PA-31T1
PA-31T2

PIPER PARTS CATALOG

CODE EXPLANATIONS FOR FIGURE 9

- A - Used on PA-31T with serial numbers 31T-7400002 to 31T-7820066, 31T-7820068 to 31T-7820092 inclusive, and PA-31T1 with serial numbers 31T-7804001 to 31T-7804011 inclusive
- B - Used on Flap Assembly, Part No 50075-26, and/or Flap Assembly, Part No 50075-27, only
- C - Used on PA-31T with serial numbers 31T-7820067, 31T-7920001 to 31T-8020071 inclusive, and PA-31T1 with serial numbers 31T-7904001 to 31T-8004037 inclusive
- D - Used on PA-31T with serial numbers 31T-8020072 and up, PA-31T1 with serial numbers 31T-8004038 to 31T-8304003 inclusive, 31T-1104004 and up, and PA-31T2
- E - Used on Flap Assembly, Part No 50075-20, and/or Flap Assembly, Part No 50075-21, only
- F - No longer available Order flap assembly for PA-31T with serial numbers 31T-8020072 and up, PA-31T1 with serial numbers 31T-8004038 to 31T-8304003 inclusive, 31T-1104004 and up, and PA-31T2
- G - Prior to ordering, ascertain flap assembly part number stamped on identification plate which is attached to the inboard flap rib assembly
- H - Used on Flap Assembly, Part No 50075-00, and/or Flap Assembly, Part No 50075-01, only

PIPER PARTS CATALOG

Figure and Index Number	Part Number	Code	NOMENCLATURE	No. Req.	SERIAL NUMBERS AFFECTED
9-1	50075-00	A,F	FLAP ASSEMBLY - Left	1	
	50075-20	C,F	FLAP ASSEMBLY - Left	1	
	50075-28	D	FLAP ASSEMBLY - Left	1	
	50075-01	A,F	FLAP ASSEMBLY - Right	1	
	50075-21	C,F	FLAP ASSEMBLY - Right	1	
-2	50075-27	D	FLAP ASSEMBLY - Right	1	
	40185-06		* SKIN - Flap, leading edge, outboard, left	1	
-3	40185-07		* SKIN - Flap, leading edge, outboard, right	1	
	50075-02		* SKIN - Flap, leading edge, Sta. 97.5 to Sta. 147.5, left	1	
-4	50075-03		* SKIN - Flap, leading edge, Sta. 97.5 to Sta. 147.5, right	1	
	40185-10	G,H	* SKIN - Flap, leading edge, center, left	1	
	40185-38	E,G	* SKIN - Flap, leading edge, center, left	1	
	50075-34	B,G	* SKIN - Flap, leading edge, center, left	1	
	40185-11	G,H	* SKIN - Flap, leading edge, center, right	1	
-5	40185-39	E,G	* SKIN - Flap, leading edge, center, right	1	
	50076-35	B,G	* SKIN - Flap, leading edge, center, right	1	
	50075-04	G,H	* SKIN - Flap, leading edge, Sta. 40 to Sta. 87.5, left	1	
	50075-22	E,G	* SKIN - Flap, leading edge, Sta. 40 to Sta. 87.5, left	1	
	50075-30	B,G	* SKIN - Flap, leading edge, Sta. 40 to Sta. 87.5, left	1	
-6	50075-05	G,H	* SKIN - Flap, leading edge, Sta. 40 to Sta. 87.5, right	1	
	50075-23	E,G	* SKIN - Flap, leading edge, Sta. 40 to Sta. 87.5, right	1	
	50075-31	B,G	* SKIN - Flap, leading edge, Sta. 40 to Sta. 87.5, right	1	
	40185-14	E,G,H	* SKIN - Flap, leading edge, inboard, left	1	
	50075-32	B,G	* SKIN - Flap, leading edge, inboard, left	1	
-7	40185-15	E,G,H	* SKIN - Flap, leading edge, inboard, right	1	
	50075-33	B,G	* SKIN - Flap, leading edge, inboard, right	1	
	50075-10		* SKIN ASSEMBLY - Flap, trailing edge, outboard, left	1	
-8	50075-11		* SKIN ASSEMBLY - Flap, trailing edge, outboard, right	1	
	40185-17		* CHANNEL - Flap, trailing edge, outboard	2	
-9	50075-12	E,G,H	* SKIN ASSEMBLY - Flap, trailing edge, inboard, left	1	
	50075-28	B,G	* SKIN ASSEMBLY - Flap, trailing edge, inboard, left	1	
-10	50075-13	E,G,H	* SKIN ASSEMBLY - Flap, trailing edge, inboard, right	1	
	50075-29	B,G	* SKIN ASSEMBLY - Flap, trailing edge, inboard, right	1	
-11	40185-16		* CHANNEL - Flap, trailing edge, inboard	2	
	50075-09		* CHANNEL - Reinforcement, outboard	1	
-12	50075-08		* CHANNEL - Reinforcement, center	1	
-13	50075-17		* CHANNEL - Reinforcement, inboard	1	
-14	50075-16		* SPLICE - Channel	2	
	40137-06		* BULKHEAD - Flap nose, Sta. 30, left	1	
-15	40137-07		* BULKHEAD - Flap nose, Sta. 30, right	1	
	40137-08		* BULKHEAD - Flap nose, Sta. 49, left	1	
-16	40137-09		* BULKHEAD - Flap nose, Sta. 49, right	1	
	40144-08		* BULKHEAD - Flap nose, Sta. 58.5, left	1	
-17	40144-09		* BULKHEAD - Flap nose, Sta. 58.5, right	1	
	40144-10		* BULKHEAD - Flap nose, Sta. 67.5, left	1	
-18	40144-11		* BULKHEAD - Flap nose, Sta. 67.5, right	1	
	40144-12		* BULKHEAD - Flap nose, Sta. 77.5, left	1	
-19	40144-13		* BULKHEAD - Flap nose, Sta. 77.5, right	1	
	40147-12		* BULKHEAD - Flap nose, Sta. 97.5, left	1	
-20	40147-13		* BULKHEAD - Flap nose, Sta. 97.5, right	1	
	40147-14		* BULKHEAD - Flap nose, Sta. 109.5, left	1	
-21	40147-15		* BULKHEAD - Flap nose, Sta. 109.5, right	1	
	40147-16		* BULKHEAD - Flap nose, Sta. 121.5, left	1	
-22	40147-17		* BULKHEAD - Flap nose, Sta. 121.5, right	1	
	40147-18		* BULKHEAD - Flap nose, Sta. 134.5, left	1	
-23	40147-19		* BULKHEAD - Flap nose, Sta. 134.5, right	1	
	40147-20		* BULKHEAD - Flap nose, Sta. 160.5, left	1	
-24	40147-21		* BULKHEAD - Flap nose, Sta. 160.5, right	1	

When ordering, always specify Part Number, Description and Serial Number of Aircraft

PIPER PARTS CATALOG

Figure and Index Number	Part Number	Code	NOMENCLATURE	No. Req.	SERIAL NUMBERS AFFECTED
9-25	40177-10		* BRACKET ASSEMBLY - Flap roller, inboard, Sta. 39.5, left	1	
	40177-11		* BRACKET ASSEMBLY - Flap roller, inboard, Sta. 39.5, right	1	
-26	40177-08		* BRACKET ASSEMBLY - Flap roller, outboard, Sta. 39.5, left	1	
	40177-09		* BRACKET ASSEMBLY - Flap roller, outboard, Sta. 39.5, right	1	
-27	40175-10	G.H	* BRACKET ASSEMBLY - Flap roller, inboard, Sta. 87.5, left	1	
	49494-08	B,E,G	* BRACKET ASSEMBLY - Flap roller, inboard, Sta. 87.5, left	1	
	40175-11	G.H	* BRACKET ASSEMBLY - Flap roller, inboard, Sta. 87.5, right	1	
	49494-09	B,E,G	* BRACKET ASSEMBLY - Flap roller, inboard, Sta. 87.5, right	1	
-28	40175-08	G.H	* BRACKET ASSEMBLY - Flap roller, outboard, Sta. 87.5, left	1	
	49494-06	B,E,G	* BRACKET ASSEMBLY - Flap roller, outboard, Sta. 87.5, left	1	
	40175-09	G.H	* BRACKET ASSEMBLY - Flap roller, outboard, Sta. 87.5, right	1	
	49494-07	B,E,G	* BRACKET ASSEMBLY - Flap roller, outboard, Sta. 87.5, right	1	
-29	40176-10		* BRACKET ASSEMBLY - Flap roller, inboard, Sta. 147.5, left	1	
	40176-11		* BRACKET ASSEMBLY - Flap roller, inboard, Sta. 147.5, right	1	
-30	40176-08		* BRACKET ASSEMBLY - Flap roller, outboard, Sta. 147.5, left	1	
	40176-09		* BRACKET ASSEMBLY - Flap roller, outboard, Sta. 147.5, right	1	
-31	42078-02	G.H	* BULKHEAD ASSEMBLY - Flap nose, Sta. 92.94, left	1	
	42078-06	B,E,G	* BULKHEAD ASSEMBLY - Flap nose, Sta. 92.94, left	1	
	42078-03	G.H	* BULKHEAD ASSEMBLY - Flap nose, Sta. 92.94, right	1	
	42078-07	B,E,G	* BULKHEAD ASSEMBLY - Flap nose, Sta. 92.94, right	1	
-32	40124-00	G.H	* HORN ASSEMBLY - Flap control, Sta. 92.94	1	
	40124-04	B,E,G	* HORN ASSEMBLY - Flap control, Sta. 92.94	1	
-33	40162-02	G.H	* SPAR - Flap, left	1	
	40162-12	B,E,G	* SPAR - Flap, left	1	
	40162-03	G.H	* SPAR - Flap, right	1	
	40162-13	B,E,G	* SPAR - Flap, right	1	
-34	40166-00		* RIB - Flap, Sta. 30, left	1	
	40166-01		* RIB - Flap, Sta. 30, right	1	
-35	40157-00		* RIB - Flap, Sta. 39.5, left	1	
	40157-01		* RIB - Flap, Sta. 39.5, right	1	
-36	40166-02		* RIB - Flap, Sta. 49, left	1	
	40166-03		* RIB - Flap, Sta. 49, right	1	
-37	40167-00		* RIB - Flap, Sta. 58.5, left	1	
	40167-01		* RIB - Flap, Sta. 58.5, right	1	
-38	40167-02		* RIB - Flap, Sta. 67.5, left	1	
	40167-03		* RIB - Flap, Sta. 67.5, right	1	
-39	40167-04		* RIB - Flap, Sta. 77.5, left	1	
	40167-05		* RIB - Flap, Sta. 77.5, right	1	
-40	40168-00		* RIB - Flap, Sta. 87.5, left	1	
	40168-01		* RIB - Flap, Sta. 87.5, right	1	
-41	40167-06		* RIB - Flap, Sta. 97.5, left	1	
	40167-07		* RIB - Flap, Sta. 97.5, right	1	

When ordering, always specify Part Number, Description and Serial Number of Aircraft

PIPER PARTS CATALOG

Figure and Index Number	Part Number	Code	NOMENCLATURE	No. Req.	SERIAL NUMBERS AFFECTED
9-42	40167-08		* RIB - Flap, Sta. 109.5, left	1	
	40167-09		* RIB - Flap, Sta. 109.5, right	1	
-43	40167-10		* RIB - Flap, Sta. 121.5, left	1	
	40167-11		* RIB - Flap, Sta. 121.5, right	1	
-44	40167-12		* RIB - Flap, Sta. 134.5, left	1	
	40167-13		* RIB - Flap, Sta. 134.5, right	1	
-45	40168-02		* RIB - Flap, Sta. 147.5, left	1	
	40168-03		* RIB - Flap, Sta. 147.5, right	1	
-46	40165-00		* RIB - Flap, Sta. 160.5, left	1	
	40165-01		* RIB - Flap, Sta. 160.5, right	1	

When ordering, always specify Part Number, Description and Serial Number of Aircraft

PIPER PARTS CATALOG

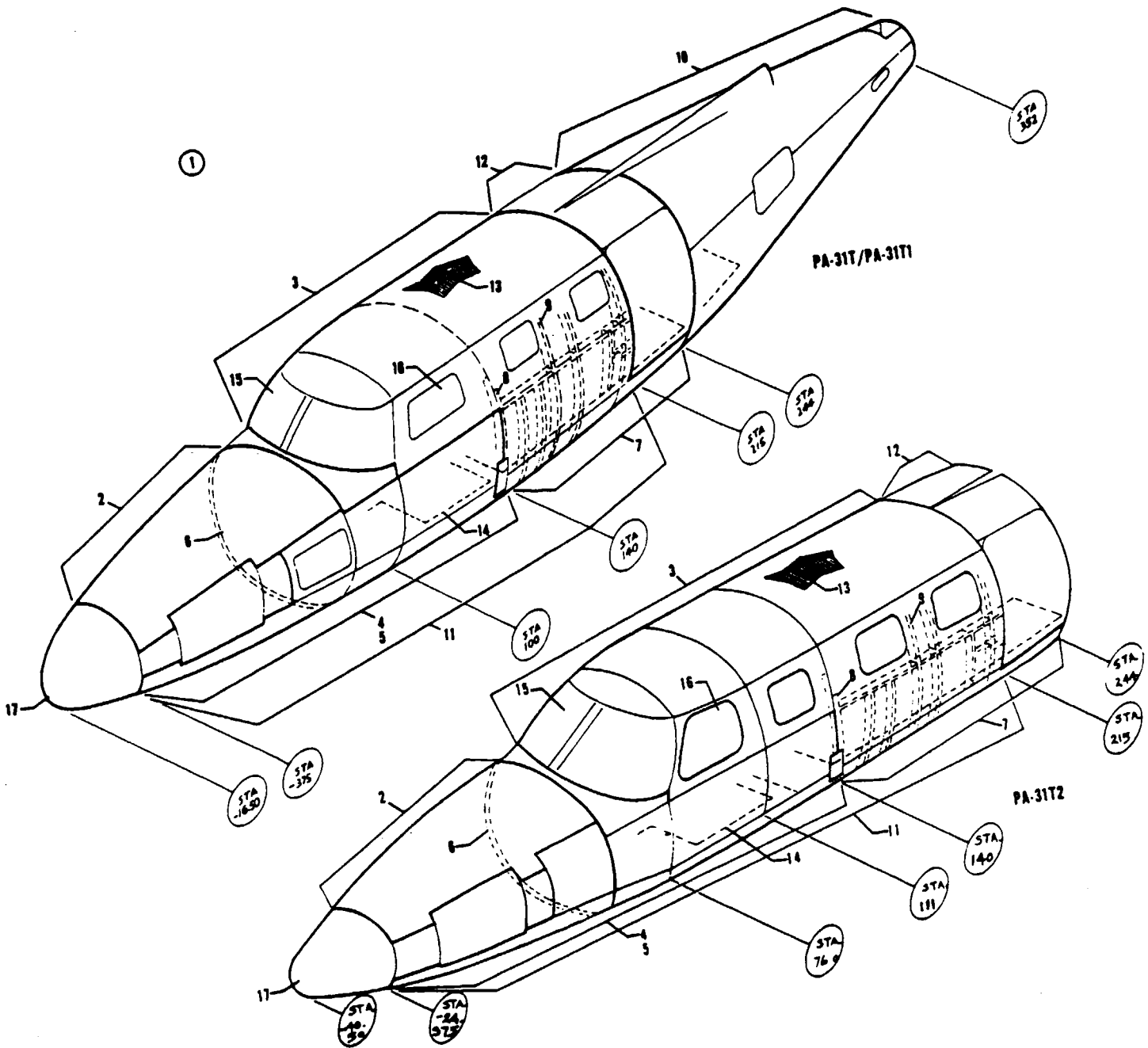


Figure 10 Fuselage Assembly

PIPER PARTS CATALOG

CODE EXPLANATIONS FOR FIGURE 10

- A - Used on PA-31T only
- B - Used on PA-31T1 only
- C - Used on PA-31T2 only
- D - See Figure 12 for component parts
- E - See Figure 13 for component parts
- F - See Figure 14 for component parts
- G - See Figure 15 for component parts
- H - See Figure 16 for component parts
- J - See Figure 17 for component parts
- K - See Figure 18 for component parts
- L - See Figure 19 and 20 for component parts
- M - See Figure 21 for component parts
- N - See Figure 22 for component parts
- O - See Figure 23 for component parts
- P - See Figure 24 for component parts
- Q - See Figure 25 for component parts
- R - See Figure 26 for component parts
- S - See Figure 29 for component parts
- T - See Figure 11 for component parts
- U - See Figure 12A for component parts
- V - See Figure 13A for component parts
- W - See Figure 14A for component parts
- X - See Figure 15A for component parts
- Y - See Figure 21A for component parts
- Z - Used if cargo door is not installed
- AA - Used if cargo door is installed
- AB - See Figure 19A and 20 for component parts

PIPER PARTS CATALOG

Figure and Index Number	Part Number	Code	NOMENCLATURE	No. Req.	SERIAL NUMBERS AFFECTED
10-	45400	A	DRAWING - Fuselage Assembly (Complete) (No Cargo Door Version)		
	49617	B	DRAWING - Fuselage Assembly (Complete) (No Cargo Door Version)		
	29500	C	DRAWING - Fuselage Assembly (Complete) (No Cargo Door Version)		
	81445		DRAWING - Fuselage Assembly (Complete) (Cargo Door Version)		
	50699	A	DRAWING - Fuselage Assembly		
	49613	B	DRAWING - Fuselage Assembly		
	29800	C	DRAWING - Fuselage Assembly		
-1	50699-00	A,Z	FUSELAGE ASSEMBLY	1	
	50699-02	A,AA	FUSELAGE ASSEMBLY	1	
	49613-02	B,Z	FUSELAGE ASSEMBLY	1	
	49613-03	B,AA	FUSELAGE ASSEMBLY	1	
	29800-02	C,Z	FUSELAGE ASSEMBLY	1	
	29800-03	C,AA	FUSELAGE ASSEMBLY	1	
-2		T	* UPPER FORWARD SECTION ASSEMBLY - Fuselage	1	
-3		A,B,D	* UPPER CABIN SECTION ASSEMBLY - Fuselage	1	
		C,U	* UPPER CABIN SECTION ASSEMBLY - Fuselage	1	
-4		A,B,E	* LOWER FORWARD SECTION ASSEMBLY - Fuselage	1	
		C,V	* LOWER FORWARD SECTION ASSEMBLY - Fuselage	1	
-5		A,B,F	* * LOWER FORWARD FRAME ASSEMBLY - Fuselage	1	
		C,W	* * LOWER FORWARD FRAME ASSEMBLY - Fuselage	1	
-6		A,B,G	* * * PRESSURE BULKHEAD ASSEMBLY - Fuselage, Sta 81	1	
		C,X	* * * PRESSURE BULKHEAD ASSEMBLY - Fuselage, Sta 57	1	
-7		H	* LOWER REAR SECTION ASSEMBLY - Fuselage	1	
-8		J	* * LOWER CENTER FRAME ASSEMBLY - Fuselage	1	
-9		K	* * LOWER REAR FRAME ASSEMBLY - Fuselage	1	
-10		L,Z	* AFT SECTION - Fuselage	1	
		AA,AB	* AFT SECTION - Fuselage	1	
-11		A,B,M	* STRUCTURE INSTALLATION - Fuselage, Sta - 375 to Sta 215	1	
		C,Y	* STRUCTURE INSTALLATION - Fuselage, Sta -24 375 to Sta 215	1	
-12		N	* STRUCTURE INSTALLATION - Fuselage, Sta 215 to Sta 244	1	
-13		O	* INNER SKIN INSTALLATION - Fuselage	1	
-14		P	* FLOORBOARD INSTALLATION	1	
-15		Q	* WINDSHIELD INSTALLATION	1	
-16		R	* WINDOWS INSTALLATION - External	1	
-17		S	* NOSE CONE INSTALLATION	1	

When ordering, always specify Part Number, Description and Serial Number of Aircraft

PIPER PARTS CATALOG

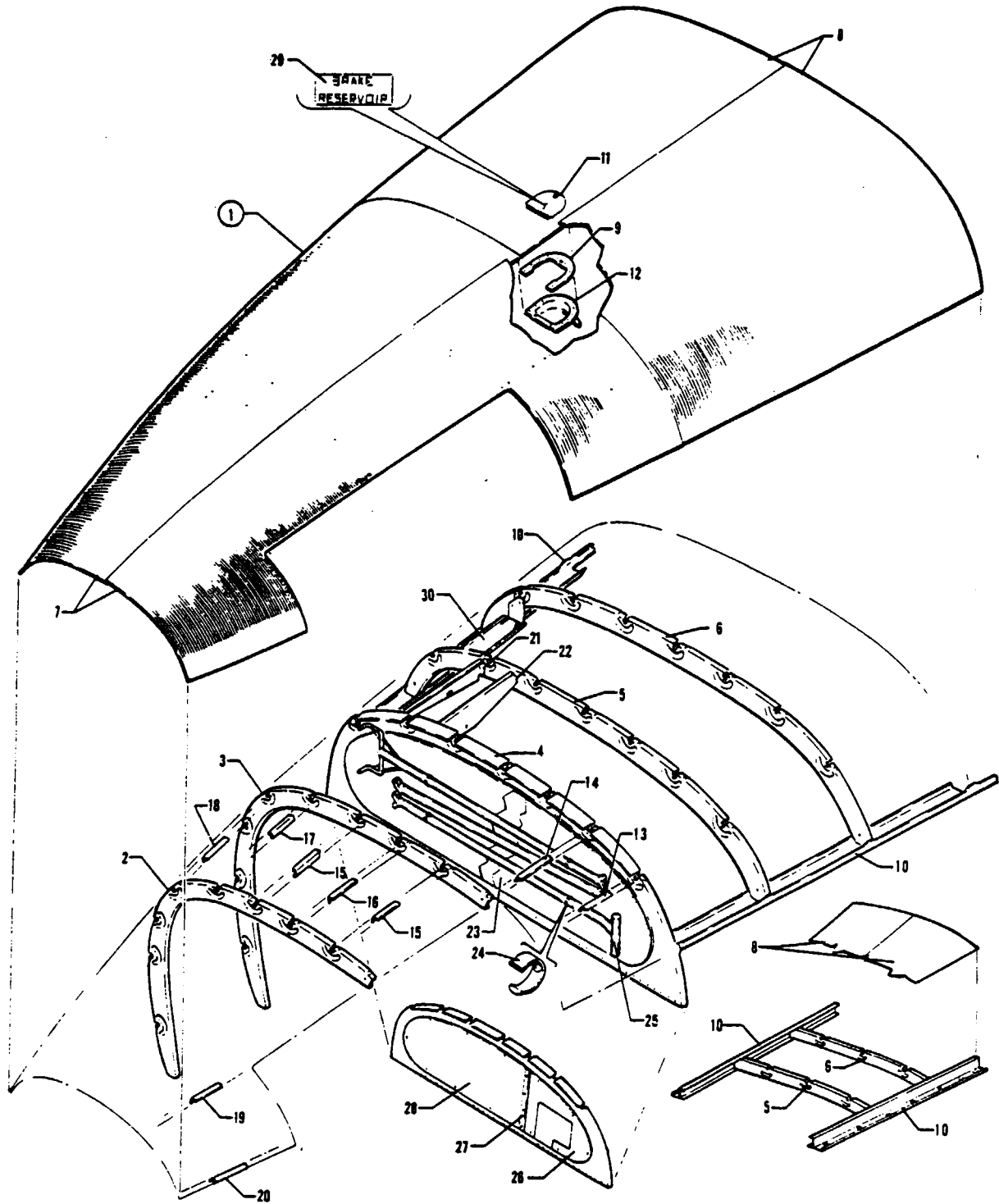


Figure 11 Upper Forward Section Assembly

PIPER PARTS CATALOG

CODE EXPLANATIONS FOR FIGURE 11

- A - Used on PA-31T only
- B - Used on PA-31T1 only
- C - Used on PA-31T2 only
- D - Used on PA-31T with serial numbers 31T-7720008 and up, and PA-31T1
- E - Used on PA-31T with serial numbers 31T-7820002 and up, and PA-31T1
- F - Used on PA-31T Also used on PA-31T1 with serial numbers 31T-7804001 to 31T-8104101 inclusive
- G - Used on PA-31T with serial numbers 31T-7400002 to 31T-7720007 inclusive, and PA-31T1 with serial numbers 31T-8304001 to 31T-8304003 inclusive, 31T-1104004 and up
- H - Used on PA-31T1 with serial numbers 31T-8304001 to 31T-8304003 inclusive, 31T-1104004 and up

PIPER PARTS CATALOG

Figure and Index Number	Part Number	Code	NOMENCLATURE	No. Req.	SERIAL NUMBERS AFFECTED
11-1	45733-00	F	SECTION ASSEMBLY - Upper forward fuselage	1	
	45733-02	H	SECTION ASSEMBLY - Upper forward fuselage	1	
	29760-02	C	SECTION ASSEMBLY - Upper forward fuselage	1	
-2	45324-05	A,B	* BULKHEAD - Upper forward fuselage, Sta 24	1	
	45324-05	C	* BULKHEAD - Upper forward fuselage, Sta 0	1	
-3	45337-07	A,B	* BULKHEAD - Upper forward fuselage, Sta 37	1	
	45337-07	C	* BULKHEAD - Upper forward fuselage, Sta 13	1	
-4	45349-03	F	* BULKHEAD ASSEMBLY - Upper forward fuselage, Sta 49 6	1	
	01415-07	H	* BULKHEAD ASSEMBLY - Upper forward fuselage, Sta 49 6	1	
	29797-02	C	* BULKHEAD ASSEMBLY - Upper forward fuselage, Sta 25 6	1	
-5	45359-00	A,B	* BULKHEAD ASSEMBLY - Upper forward fuselage, Sta 59	1	
	56596-02	C	* BULKHEAD - Upper forward fuselage, Sta 35	1	
-6	45370-02	A,B	* BULKHEAD - Upper forward fuselage, Sta. 70	1	
	56595-03	C	* BULKHEAD ASSEMBLY - Upper forward fuselage, Sta 46	1	
-7	45864-00	A,B	* SKIN - Upper forward fuselage, left, Sta 0 to Sta 49 6	1	
	45864-02	C	* SKIN - Upper forward fuselage, left, Sta -24 to Sta 25 6	1	
	45864-01	A,B	* SKIN - Upper forward fuselage, right, Sta 0 to Sta 49 6	1	
	45864-03	C	* SKIN - Upper forward fuselage, right, Sta -24 to Sta 25 6	1	
-8	45871-00	A,B	* SKIN - Upper forward fuselage, left, Sta 49 6 to Sta 81	1	
	29825-02	C	* SKIN - Upper forward fuselage, left, Sta 25 6 to Sta 57	1	
	45871-01	A,B	* SKIN - Upper forward fuselage, right, Sta 49 6 to Sta 81	1	
	29825-03	C	* SKIN - Upper forward fuselage, right, Sta 25 6 to Sta 57	1	
-9	43833-00	A,B	* PLATE ASSEMBLY - Reinforcement, hydraulic reservoir door	1	
	57599-02	C	* PLATE ASSEMBLY - Reinforcement, hydraulic reservoir door	1	
-10	45232-00	F	* CHANNEL - Access upper area, left, Sta 49 6 to Sta 83 75	1	
	45232-06	H	* CHANNEL - Access upper area, left, Sta 49 6 to Sta 83 75	1	
	56671-303	C	* CHANNEL ASSEMBLY - Access upper area, left, Sta 25 6 to Sta 57	1	
	45232-01	A,B	* CHANNEL - Access upper area, right, Sta 49 6 to Sta 83 75	1	
	56671-302	C	* CHANNEL ASSEMBLY - Access upper area, right, Sta 25 6 to Sta 57	1	
-11	42912-05		* PLATE ASSEMBLY - Access	1	
-12	43831-00	A,B	* PLATE ASSEMBLY - Hydraulic reservoir	1	
	57597-02	C	* PLATE ASSEMBLY - Hydraulic reservoir	1	
-13	45843-02	A,B	* STRINGER - Fuselage, upper forward, left, Sta 37 to Sta 81	1	
	56798-05	C	* STRINGER - Fuselage, upper forward, left, Sta 13 to Sta 25 6	1	
-14	45843-03	A,B	* STRINGER - Fuselage, upper forward, left, Sta 32 to Sta 81	1	
	56798-07	C	* STRINGER - Fuselage, upper forward, left, Sta 13 to Sta 25 6	1	
-15	45843-04	A,B	* STRINGER - Fuselage, upper forward, left, Sta 0 to Sta 81	1	
	45843-04	C	* STRINGER - Fuselage, upper forward, left, Sta -24 to Sta 57	1	
	45843-08	A,B	* STRINGER - Fuselage, upper forward, right, Sta 0 to Sta 81	1	
	56798-13	C	* STRINGER - Fuselage, upper forward, right, Sta -24 to Sta 57	1	
-16	45843-06		* STRINGER - Fuselage, upper forward, B L O	1	
-17	45843-10	A,B	* STRINGER - Fuselage, upper forward, right, Sta 0 to Sta 81	1	
	56798-09	C	* STRINGER - Fuselage, upper forward, right, Sta -24 to Sta 25 6	1	
-18	45843-12	A,B	* STRINGER - Fuselage, upper forward, right, Sta 0 to Sta 81	1	
	56798-10	C	* STRINGER - Fuselage, upper forward, right, Sta -24 to Sta 25 6	1	

When ordering, always specify Part Number, Description and Serial Number of Aircraft

PIPER PARTS CATALOG

Figure and Index Number	Part Number	Code	NOMENCLATURE	No. Req.	SERIAL NUMBERS AFFECTED
11-19	45843-09		* STRINGER - Fuselage, upper forward, left	1	
-20	45843-11		* STRINGER - Fuselage, upper forward, left	1	
-21	46225-00	A,B	* BRACKET ASSEMBLY - Upper forward fuselage, outside air box support, outboard	1	
-22	46118-00	A,B	* BRACKET ASSEMBLY - Upper forward fuselage, outside air box support, inboard	1	
-23	45349-04	A	COVER ASSEMBLY - Bulkhead	1	31T-7400002 to 31T-7720007 incl
-24	454 982	A	CLIP - (C4956-020-16)	4	31T-7400002 to 31T-7720007 incl
	99456-02	H	CLIP ASSEMBLY - Tow bar attaching	4	
-25	47353-00	G	TOW BAR ASSEMBLY	1	
-26	45349-20	D	COVER ASSEMBLY - Bulkhead, left	1	
-27	55524-02	D	* STRIP - Cover, front	1	
	55524-03	D	* STRIP - Cover, rear	1	
-28	45349-19	D	COVER ASSEMBLY - Bulkhead, right	1	
-29	48022-00		DECAL - Brake reservoir	1	
-30	49642-02	E	BRACKET ASSEMBLY - Annunciator control	1	

When ordering, always specify Part Number, Description and Serial Number of Aircraft

PIPER PARTS CATALOG

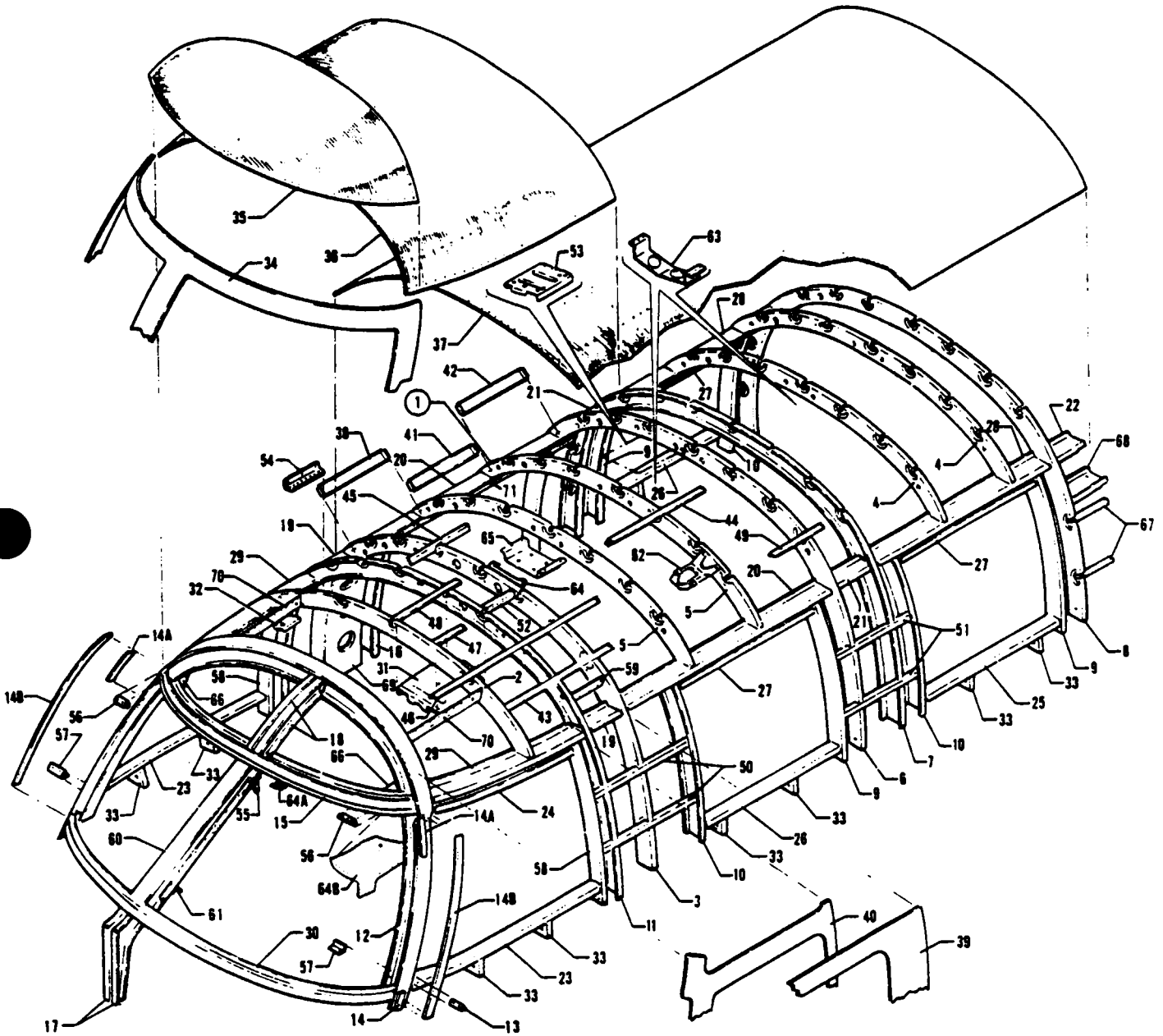


Figure 12. Upper Cabin Section Assembly

PIPER PARTS CATALOG

CODE EXPLANATIONS FOR FIGURE 12

- A - Used on PA-31T only
- B - Used on PA-31T with serial numbers 31T-7720001 and up, and PA-31T1
- C - Used on PA-31T with serial numbers 31T-7820003 to 31T-7920052 inclusive, 31T-7920054 to 31T-7920094 inclusive, and PA-31T1 with serial numbers 31T-7804001 to 31T-7904057 inclusive
- D - Used on PA-31T with serial numbers 31T-7620011 to 31T-7920052 inclusive, 31T-7920054 to 31T-7920094 inclusive, and PA-31T1 with serial numbers 31T-7804001 to 31T-7904057 inclusive
- E - Used on PA-31T with serial numbers 31T-7820049 to 31T-7920052 inclusive, 31T-7920054 to 31T-7920094 inclusive, and PA-31T1 with serial numbers 31T-7804003 to 31T-7904057 inclusive
- F - Used on PA-31T with serial numbers 31T-7620011 to 31T-7820048 inclusive, and PA-31T1 with serial numbers 31T-7804001 and 31T-7804002
- G - Used on PA-31T with serial numbers 31T-7720001 to 31T-7920052 inclusive, 31T-7920054 to 31T-7920094 inclusive, and PA-31T1 with serial numbers 31T-7804001 to 31T-7904057 inclusive
- H - Used on PA-31T with serial numbers 31T-7920053, 31T-8020001 and up, and PA-31T1 with serial numbers 31T-8004001 to 31T-8304003 inclusive, 31T-1104004 and up
- J - Used on PA-31T with serial numbers 31T-7400002 to 31T-7920052 inclusive, 31T-7920054 to 31T-7920094 inclusive, and PA-31T1 with serial numbers 31T-7804001 to 31T-7904057 inclusive
- K - Used on PA-31T with serial numbers 31T-7720001 to 31T-7920094 inclusive, and PA-31T1 with serial numbers 31T-7804001 to 31T-7904057 inclusive
- L - Used on PA-31T with serial numbers 31T-8020001 and up, and PA-31T1 with serial numbers 31T-8004001 to 31T-8304003 inclusive, 31T-1104004 and up
- M - Used on PA-31T with serial numbers 31T-7720001 to 31T-8020092 inclusive, and PA-31T1 with serial numbers 31T-7804001 to 31T-8004057 inclusive
- N - Used on PA-31T with serial numbers 31T-8120001 and up, and PA-31T1 with serial numbers 31T-8104001 to 31T-8304003 inclusive, 31T-1104004 and up
- O - Used on PA-31T with serial numbers 31T-7400002 to 31T-8120057 inclusive, and PA-31T1 with serial numbers 31T-7804001 to 31T-8104069 inclusive
- P - Used on PA-31T with serial numbers 31T-8120058 and up, and PA-31T1 with serial numbers 31T-8104070 to 31T-8304003 inclusive, 31T-1104004 and up
- Q - Used on PA-31T Also used on PA-31T1 with serial numbers 31T-7804001 to 31T-8104101 inclusive
- R - Used on PA-31T1 with serial numbers 31T-8304001 to 31T-8304003 inclusive, 31T-1104004 and up
- S - Used on PA-31T with serial numbers 31T-7920053, 31T-8020001 and up, and PA-31T1 with serial numbers 31T-8004001 to 31T-8104101 inclusive

PIPER PARTS CATALOG

Figure and Index Number	Part Number	Code	NOMENCLATURE	No. Req.	SERIAL NUMBERS AFFECTED
12-1	45406-06	A	SECTION ASSEMBLY - Fuselage, upper cabin	1	31T-7400002 to 31T-7620057 incl.
	54910-02	G	SECTION ASSEMBLY - Fuselage, upper cabin	1	
	49530-02	H	SECTION ASSEMBLY - Fuselage, upper cabin	1	
-2	45126-00	A	* BULKHEAD ASSEMBLY - Fuselage, Sta. 126	1	31T-7400002 to 31T-7620057 incl.
	54822-02	M	* BULKHEAD ASSEMBLY - Fuselage, Sta. 126	1	
	54822-10	N	* BULKHEAD ASSEMBLY - Fuselage, Sta. 126	1	
-3	45139-03		* BULKHEAD ASSEMBLY - Fuselage top, Sta. 140	1	
-4	45150-00		* BULKHEAD - Fuselage top, Sta. 191.7 and Sta. 203	2	
-5	45150-02		* BULKHEAD - Fuselage top, Sta. 151.3 and Sta. 162.6	2	
-6	45173-02		* BULKHEAD - Fuselage top, Sta. 174	1	
-7	45180-00		* BULKHEAD - Fuselage top, Sta. 180	1	
-8	45208-02		* BULKHEAD ASSEMBLY - Fuselage top, Sta. 209.5	1	
-9	45086-00		* BULKHEAD - Window frame	3	
-10	45085-01		* BULKHEAD - Window frame	3	
-11	45134-00		* BULKHEAD - Fuselage top, Sta. 135	1	
-12	45115-00	J	* BULKHEAD ASSEMBLY - Fuselage, canted, Sta. 100 to Sta. 115.3	1	
	49498-02	H	* BULKHEAD ASSEMBLY - Fuselage, canted, Sta. 100 to Sta. 115.3	1	
-13	45189-00	J	* * ANGLE - Windshield attachment, left	1	
	45189-01	J	* * ANGLE - Windshield attachment, right	1	
	56093-25	H	* * ANGLE - Windshield attachment, left	1	
	56093-26	H	* * ANGLE - Windshield attachment, right	1	
-14	45186-06	J	* * STRIP - Windshield filler	2	
	49498-06	H	* * STRIP - Windshield filler, left	1	
	49498-05	H	* * STRIP - Windshield filler, right	1	
-14a	45186-04	J	* * STRIP - Windshield filler, left	1	
	45186-05	J	* * STRIP - Windshield filler, right	1	
-14b	45186-02	J	* * STRIP - Windshield filler, left	1	
	45186-03	J	* * STRIP - Windshield filler, right	1	
	56093-22	H	* * STRIP - Windshield filler, left	1	
	56093-23	H	* * STRIP - Windshield filler, right	1	
-15	45138-00	J	* BULKHEAD ASSEMBLY - Eyebrow	1	
	29175-02	H	* BULKHEAD ASSEMBLY - Eyebrow	1	
-16	45141-00		* BULKHEAD ASSEMBLY - Emergency exit frame	1	
-17	45219-00	J	* BULKHEAD - Windshield center channel, left	1	
	45219-01	J	* BULKHEAD - Windshield center channel, right	1	
	49837-02	H	* BULKHEAD ASSEMBLY - Windshield center channel, left	1	
	49837-03	H	* BULKHEAD ASSEMBLY - Windshield center channel, right	1	
-18	45149-00	J	* BULKHEAD - Windshield support channel, left	1	
	45149-01	J	* BULKHEAD - Windshield support channel, right	1	
	56081-02	H	* BULKHEAD - Windshield support channel, left	1	
	56061-03	H	* BULKHEAD - Windshield support channel, right	1	
-19	45060-01		* CHANNEL - Fuselage, Sta. 135 to Sta. 140, left	1	
	45060-00		* CHANNEL - Fuselage, Sta. 135 to Sta. 140, right	1	
-20	45016-00		* CHANNEL - Fuselage, Sta. 140 to Sta. 174, left	1	
	48288-00		* CHANNEL - Fuselage, Sta. 140 to Sta. 174, right	1	
-21	45067-00		* CHANNEL - Fuselage, Sta. 174 to Sta. 181, left	1	
	45067-02		* CHANNEL - Fuselage, Sta. 174 to Sta. 181, right	1	
-22	45074-00		* CHANNEL - Fuselage, Sta. 209.5 to Sta. 215, left	1	
	45078-00		* CHANNEL - Fuselage, Sta. 209.5 to Sta. 215, right	1	
-23	45086-00	J	* CHANNEL - Front, window lower frame, left	1	
	45086-01	J	* CHANNEL - Front, window lower frame, right	1	
	45086-02	H	* CHANNEL - Front, window lower frame, left	1	
	45086-03	H	* CHANNEL - Front, window lower frame, right	1	

When ordering, always specify Part Number, Description and Serial Number of Aircraft

PIPER PARTS CATALOG

Figure and Index Number	Part Number	Code	NOMENCLATURE	No. Req.	SERIAL NUMBERS AFFECTED
12-24	45088-00	A	* CHANNEL - Front, window upper frame, left	1	31T-7400002 to 31T-7620057 incl
	54894-02	B	* CHANNEL - Front, window upper frame, left	1	
	45088-01	A	* CHANNEL - Front, window upper frame, right	1	31T-7400002 to 31T-7620057 incl
	54894-03	B	* CHANNEL - Front, window upper frame, right	1	
-25	45112-00		* CHANNEL - Window lower frame	1	
-26	45112-01		* CHANNEL - Window lower frame	2	
-27	45113-00		* CHANNEL - Window upper frame	3	
-28	45071-00		* CHANNEL - Fuselage, Sta 181 to Sta 209 5	2	
-29	45056-00	A	* CHANNEL - Fuselage, Sta 111 5 to Sta 135, left	1	31T-7400002 to 31T-7620057 incl
	45056-01	A	* CHANNEL - Fuselage, Sta 111 5 to Sta 135, right	1	31T-7400002 to 31T-7620057 incl
-30	45179-05	J	* CHANNEL ASSEMBLY - Windshield lower support	1	
	56204-02	H	* CHANNEL ASSEMBLY - Windshield lower support	1	
-31	45737-00		* PLATE ASSEMBLY - Antenna mounting	1	
-32	45417-00		* CHANNEL - Antenna reinforcement	1	
-33	45083-00		* SUPPORT - Window frame, left	6	
	45083-01		* SUPPORT - Window frame, right	4	
-34	45235-00	A	* COLLAR - Windshield	1	31T-7400002 to 31T-7820002 incl
	45235-02	C	* COLLAR - Windshield	1	
	49572-02	H	* COLLAR - Windshield	1	
-35	45498-00	J	* SKIN - Fuselage, upper forward, Sta 101 87 to Sta 115 3	1	
	45498-02	H	* SKIN - Fuselage, upper forward, Sta 106 78 to Sta 115 3	1	
-36	45499-00	A	* SKIN - Fuselage, upper, Sta 115 3 to Sta 140	1	31T-7400002 to 31T-7620057 incl
	54898-02	G	* SKIN - Fuselage, upper, Sta 115 3 to Sta 140	1	
	54898-03	H	* SKIN - Fuselage, upper, Sta 115 3 to Sta 140	1	
-37	45500-00		* SKIN - Fuselage, upper, Sta 140 to Sta 215	1	
-38	48269-00		* CHANNEL - Fuselage emergency exit, Sta 140 to Sta 151 3	1	
-39	45132-00	A	* SKIN - Fuselage, front window, left, Sta 100 to Sta 140	1	
	54897-02	K	* SKIN - Fuselage, front window, left, Sta 100 to Sta 140	1	
	54897-04	L	* SKIN - Fuselage, front window, left, Sta 100 to Sta 140	1	
	45132-01	A	* SKIN - Fuselage, front window, right, Sta 100 to Sta 140	1	
	54897-03	K	* SKIN - Fuselage, front window, right, Sta 100 to Sta 140	1	
	54897-05	L	* SKIN - Fuselage, front window, right, Sta 100 to Sta 140	1	
-40	45110-00	A	* SKIN - Fuselage, front window doubler, left, Sta 100 to Sta 132	1	31T-7400002 to 31T-7620057 incl
	54895-02	G	* SKIN - Fuselage, front window doubler, left, Sta 100 to Sta 132	1	
	54895-06	H	* SKIN - Fuselage, front window doubler, left, Sta 100 to Sta 132	1	
	45110-01	A	* SKIN - Fuselage, front window doubler, right, Sta 100 to Sta 132	1	31T-7400002 to 31T-7620057 incl
	54895-03	G	* SKIN - Fuselage, front window doubler, right, Sta 100 to Sta 132	1	
	54895-07	H	* SKIN - Fuselage, front window doubler, right, Sta 100 to Sta 132	1	
-41	48267-00		* CHANNEL - Fuselage emergency exit, Sta 151 3 to Sta 162 6	1	
-42	48268-00		* CHANNEL - Fuselage emergency exit, Sta 162 6 to Sta 174	1	
-43	45390-10	A	* STRINGER - Upper forward cabin section, left	1	31T-7400002 to 31T-7620057 incl
	45390-02	B	* STRINGER - Upper forward cabin section, left	1	
	45390-09	A	* STRINGER - Upper forward cabin section, right	1	31T-7400002 to 31T-7620057 incl
	45390-03	B	* STRINGER - Upper forward cabin section, right	1	
-44	45389-00		* STRINGER - Upper cabin section	3	
-45	45389-01		* STRINGER - Upper cabin section	3	

When ordering, always specify Part Number, Description and Serial Number of Aircraft

PIPER PARTS CATALOG

Figure and Index Number	Part Number	Code	NOMENCLATURE	No. Req.	SERIAL NUMBERS AFFECTED
12-46	45390-12	A	* STRINGER - Upper forward cabin section, left	1	31T-7400002 to 31T-7620057 incl
	45390-04	B	* STRINGER - Upper forward cabin section, left	1	
	45390-11	A	* STRINGER - Upper forward cabin section, right	1	31T-7400002 to 31T-7620057 incl
	45390-05	B	* STRINGER - Upper forward cabin section, right	1	
-47	45390-06		* STRINGER - Upper forward cabin section, left	1	
	45390-07		* STRINGER - Upper forward cabin section, right	1	
-48	45390-08		* STRINGER - Upper forward cabin section, center	1	
-49	45389-02		* STRINGER - Upper cabin section	1	
-50	45973-00		* STRINGER - Fuselage, left, Sta 131 to Sta 148	2	
	45971-00		* STRINGER - Fuselage, right, Sta 131 to Sta 148	2	
-51	45972-00		* STRINGER - Fuselage, left, Sta 170 to Sta 184	2	
	45975-00		* STRINGER - Fuselage, right, Sta 170 to Sta 184	2	
-52	45376-00		* SPLICE - Stringer	7	
-53	45388-00		* PLATE - Antenna mounting	1	
-54	50612-00	A	* BUS BAR - Ground	1	31T-7400002 to 31T-7720008 incl
-55	46873-00	Q	* BRACKET ASSEMBLY - Windshield channel cover	1	
	02078-02	R	* BRACKET ASSEMBLY - Windshield channel cover	1	
-56	45177-00	J	* ANGLE - Eyebrow bulkhead attachment, left	1	
	45177-01	J	* ANGLE - Eyebrow bulkhead attachment, right	1	
	29441-02	H	* ANGLE - Eyebrow bulkhead attachment, left	1	
	29441-03	H	* ANGLE - Eyebrow bulkhead attachment, right	1	
-57	47573-00	J	* ANGLE - Windshield channel attachment, left	1	
	47573-01	J	* ANGLE - Windshield channel attachment, right	1	
	56053-16	H	* ANGLE - Windshield channel attachment, left	1	
	56053-17	H	* ANGLE - Windshield channel attachment, right	1	
-58	45085-00	A	* BULKHEAD - Window frame, left	1	31T-7400002 to 31T-7620057 incl
	54802-02	B	* BULKHEAD - Window frame, left	1	
	45085-01	A	* BULKHEAD - Window frame, right	1	31T-7400002 to 31T-7620057 incl
	54802-03	B	* BULKHEAD - Window frame, right	1	
-59	54902-02	B	* STRINGER - Upper cabin	2	
-60	45207-00	J	* CHANNEL ASSEMBLY - Windshield	1	
	56208-08	H	* CHANNEL ASSEMBLY - Windshield	1	
-61	46872-00	J	* * BRACKET ASSEMBLY - Trim cover attachment	1	
	46872-04	H	* * BRACKET ASSEMBLY - Trim cover attachment	1	
-62	46968-00	A	* BRACKET ASSEMBLY - Reading light mounting	4	31T-7400002 to 31T-7620010 incl
-63	49056-02	D	* BRACKET ASSEMBLY - Light retaining	1	
	49056-04	H	* BRACKET ASSEMBLY - Light retaining	1	
-64	49065-02	F	* BRACKET ASSEMBLY - No smoking sign	1	
	49065-04	E	* BRACKET ASSEMBLY - No smoking sign	1	
-64a	49629-02	S	* BRACKET ASSEMBLY - Headliner attachment	4	
	02194-02	R	* BRACKET ASSEMBLY - Headliner attachment	4	
-64b	59832-04	H	* GUSSET - Eyebrow, left	1	
	59832-05	H	* GUSSET - Eyebrow, right	1	
-65	29236-04	H	* BRACKET ASSEMBLY - Seat belt chimes	1	
-66	45231-00	A	GUSSET - Fuselage, canted bulkhead	2	31T-7400002 to 31T-7620057 incl
	54899-02	G	GUSSET - Fuselage, canted bulkhead	2	
-67	45974-00		STRINGER - Fuselage, left, Sta 206 to Sta 215	2	
	46000-00		STRINGER - Fuselage, right, Sta 206 to Sta 215	2	
-68	45646-00	O	CHANNEL - Door frame support, Sta 209 to Sta 215	1	
	45646-07	P	CHANNEL - Door frame support, Sta 209 to Sta 215	1	
-69	45424-00		SKIN - Inner, fuselage upper, Sta 140 to Sta 146	1	
-70	51208-00		BRACKET ASSEMBLY - Overhead cover, left	1	
	51208-01		BRACKET ASSEMBLY - Overhead cover, right	1	
-71	45039-00		GUSSET - Fuselage, upper, Sta 140 to Sta 174	1	

When ordering, always specify Part Number, Description and Serial Number of Aircraft

PIPER PARTS CATALOG

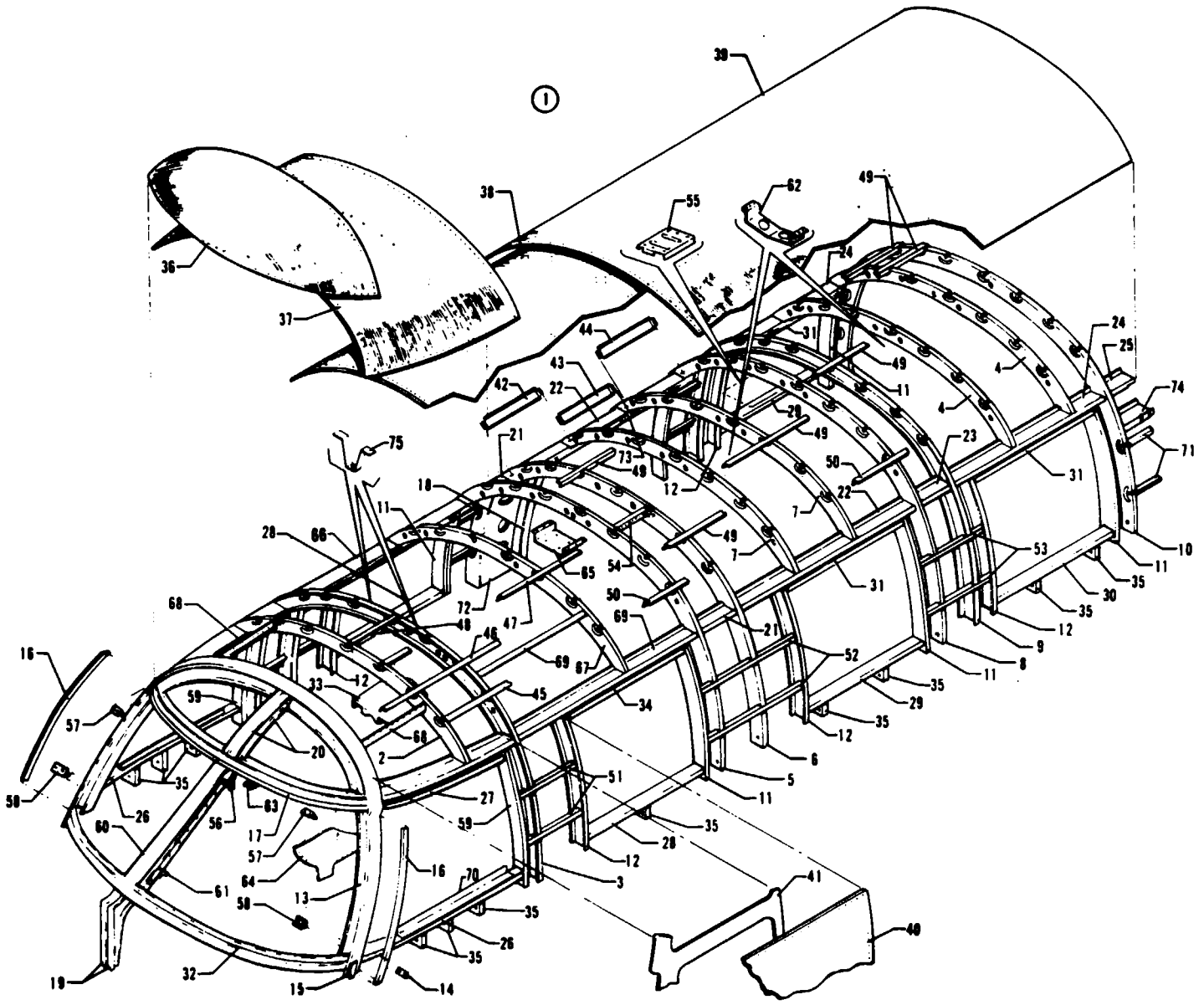


Figure 12A Upper Cabin Section Assembly

REVISED MARCH 1984

1C18

PA-31T2

PIPER PARTS CATALOG

CODE EXPLANATIONS FOR FIGURE 12A

- A - Used if aircraft incorporates 10 place seating
- B - Used on PA-31T2 with serial numbers 31T-8166063 to 31T-8166076 inclusive, 31T-1166001 and up
- C - Used on PA-31T2 with serial numbers 31T-8166048 to 31T-8166076 inclusive, 31T-1166001 and up

PIPER PARTS CATALOG

Figure and Index Number	Part Number	Code	NOMENCLATURE	No. Req.	SERIAL NUMBERS AFFECTED
12A-1	29365-02		SECTION ASSEMBLY - Fuselage, upper cabin	1	
-2	54822-10		* BULKHEAD ASSEMBLY - Fuselage, Sta. 102	1	
-3	29361-02		* BULKHEAD ASSEMBLY - Fuselage, Sta. 111	1	
-4	45150-00		* BULKHEAD - Fuselage, Sta. 191.7 and Sta. 203	2	
-5	45134-00		* BULKHEAD - Fuselage, Sta. 135	1	
-6	45139-03		* BULKHEAD ASSEMBLY - Fuselage, Sta. 140	1	
-7	45150-02		* BULKHEAD - Fuselage, Sta. 151.3 and Sta. 162.6	2	
-8	45173-02		* BULKHEAD - Fuselage, Sta. 174	1	
-9	45180-00		* BULKHEAD - Fuselage, Sta. 181	1	
-10	45208-02		* BULKHEAD ASSEMBLY - Fuselage, Sta. 209.5	1	
-11	45085-00		* BULKHEAD - Window frame, aft, left, Sta. 131.88, Sta. 170.88 and Sta. 206.37	3	
	45085-01		* BULKHEAD - Window frame, aft, right, Sta. 131.88 and Sta. 206.37	2	
-12	45085-01		* BULKHEAD - Window frame, forward, left, Sta. 114.12, Sta. 148.62 and Sta. 184.12	3	
	45085-00		* BULKHEAD - Window frame, forward, right, Sta. 114.12, and Sta. 184.12	2	
-13	49498-02		* BULKHEAD ASSEMBLY - Fuselage, canted, Sta. 76 to Sta. 91.3	1	
-14	56093-25		* * ANGLE - Windshield attachment, left	1	
	56093-26		* * ANGLE - Windshield attachment, right	1	
-15	49498-06		* * STRIP - Windshield filler, left	1	
	49498-05		* * STRIP - Windshield filler, right	1	
-16	56093-22		* * STRIP - Windshield filler, left	1	
	56093-23		* * STRIP - Windshield filler, right	1	
-17	29175-02		* BULKHEAD ASSEMBLY - Eyebrow	1	
-18	46141-00		* BULKHEAD ASSEMBLY - Emergency exit frame	1	
-19	49837-02		* BULKHEAD ASSEMBLY - Windshield center channel, left	1	
	49837-03		* BULKHEAD ASSEMBLY - Windshield center channel, right	1	
-20	56061-02		* BULKHEAD - Windshield support channel, left	1	
	56061-03		* BULKHEAD - Windshield support channel, right	1	
-21	45060-00		* CHANNEL - Fuselage, left, Sta. 135 to Sta. 140	1	
	45060-01		* CHANNEL - Fuselage, right, Sta. 135 to Sta. 140	1	
-22	45016-00		* CHANNEL - Fuselage, left, Sta. 140 to Sta. 174	1	
	48288-00		* CHANNEL - Fuselage, right, Sta. 140 to Sta. 174	1	
-23	45067-00		* CHANNEL - Fuselage, left, Sta. 174 to Sta. 181	1	
	45067-02		* CHANNEL - Fuselage, right, Sta. 174 to Sta. 181	1	
-24	45071-00		* CHANNEL - Fuselage, Sta. 181 to Sta. 209.5	2	
-25	45074-00		* CHANNEL - Fuselage, left, Sta. 209.5 to Sta. 215	1	
	45076-00		* CHANNEL - Fuselage, right, Sta. 209.5 to Sta. 215	1	
-26	45086-02		* CHANNEL - Front, window lower frame, left, Sta. 77.75 to Sta. 107.88	1	
	45086-03		* CHANNEL - Front, window lower frame, right, Sta. 77.75 to Sta. 107.88	1	
-27	54894-02		* CHANNEL - Front, window upper frame, left, Sta. 87.75 to Sta. 110.88	1	
	54894-03		* CHANNEL - Front, window upper frame, right, Sta. 87.75 to Sta. 110.88	1	
-28	29427-02		* CHANNEL - Window lower frame, left, Sta. 114.12 to Sta. 131.88	1	
	29427-03		* CHANNEL - Window lower frame, right, Sta. 114.12 to Sta. 131.88	1	
-29	45112-01		* CHANNEL - Window lower frame, Sta. 148.62 to Sta. 170.88, left; Sta. 184.12 to Sta. 206.37, right	2	
-30	45112-00		* CHANNEL - Window lower frame, left, Sta. 184.12 to Sta. 206.37	1	
-31	45113-00		* CHANNEL - Window upper frame, Sta. 148.62 to Sta. 170.88, left; Sta. 184.12 to Sta. 206.37, left and right	3	

When ordering, always specify Part Number, Description and Serial Number of Aircraft

PIPER PARTS CATALOG

Figure and Index Number	Part Number	Code	NOMENCLATURE	No. Req.	SERIAL NUMBERS AFFECTED
12A-32	56204-02		* CHANNEL ASSEMBLY - Windshield lower support	1	
-33	45737-00		* PLATE ASSEMBLY - Antenna mounting	1	
-34	29426-02		* CHANNEL - Window upper frame, Sta 114 12 to Sta 131 88, left and right	2	
-35	45083-00		* SUPPORT - Window frame, Sta 87 5, Sta 93 71, Sta 99, Sta 151 3, Sta 162 6, Sta 191 7 and Sta 203, left; Sta 123, right	8	
	45083-01		* SUPPORT - Window frame, Sta 87 5, Sta 93 71, Sta 99, Sta 191 7 and Sta 203, right; Sta 123, left	6	
-36	45498-02		* SKIN - Fuselage, upper forward, Sta 82 78 to Sta 91 3	1	
-37	29327-02		* SKIN - Fuselage, upper forward, Sta 91 3 to Sta 111	1	
-38	29330-02		* SKIN - Fuselage, upper forward, Sta 111 to Sta 140	1	
-39	45500-00		* SKIN - Fuselage, upper, Sta 140 to Sta 215	1	
-40	29329-02		* SKIN - Fuselage, front window, left, outer, Sta 76 to Sta 111	1	
	29329-03		* SKIN - Fuselage, front window, right, outer, Sta 76 to Sta 111	1	
-41	54895-06		* SKIN - Fuselage, front window doubler, left, inner, Sta 76 to Sta 108	1	
	54895-07		* SKIN - Fuselage, front window doubler, right, inner, Sta 76 to Sta 108	1	
-42	48269-00		* CHANNEL - Fuselage, emergency exit, Sta 140 to Sta 151 3	1	
-43	48267-00		* CHANNEL - Fuselage, emergency exit, Sta 151 3 to Sta 162 6	1	
-44	48268-00		* CHANNEL - Fuselage, emergency exit, Sta 162 6 to Sta 174	1	
-45	29437-02		* STRINGER - Upper forward cabin section, left	1	
	29437-03		* STRINGER - Upper forward cabin section, right	1	
-46	29437-04		* STRINGER - Upper forward cabin section, left	1	
	29437-05		* STRINGER - Upper forward cabin section, right	1	
-47	29437-06		* STRINGER - Upper forward cabin section, left	1	
	29437-07		* STRINGER - Upper forward cabin section, right	1	
-48	29437-08		* STRINGER - Upper forward cabin section	1	
-49	45389-00		* STRINGER - Upper cabin section, B L O, B L 6 20 and B L 12 31, left	3	
	45389-01		* STRINGER - Upper cabin section, B L 6 20, B L 12 31 and B L 18 06, right	3	
-50	45389-02		* STRINGER - Upper cabin section, B L 18 06, left	1	
-51	29431-02		* STRINGER - Fuselage, Sta 107 88 to Sta 114 12, left and right	4	
-52	45973-00		* STRINGER - Fuselage, left, Sta 131 to Sta 148	2	
	45971-00		* STRINGER - Fuselage, right, Sta 131 to Sta 148	2	
-53	45972-00		* STRINGER - Fuselage, left, Sta 170 to Sta 184	2	
	45975-00		* STRINGER - Fuselage, right, Sta 170 to Sta 184	2	
-54	45376-00		* SPLICE - Stringer	7	
-55	45388-00		* PLATE - Antenna mounting	1	
-56	46873-00		* BRACKET ASSEMBLY - Windshield channel cover	1	
-57	29441-02		* ANGLE - Eyebrow bulkhead attachment, left	1	
	29441-03		* ANGLE - Eyebrow bulkhead attachment, right	1	
-58	56053-16		* ANGLE - Windshield channel attachment, left	1	
	56053-17		* ANGLE - Windshield channel attachment, right	1	
-59	54802-02		* BULKHEAD - Window frame, left	1	
	54802-03		* BULKHEAD - Window frame, right	1	
-60	56208-08		* CHANNEL ASSEMBLY - Windshield	1	
-61	46872-04		* BRACKET ASSEMBLY - Trim cover attachment	1	
-62	49056-04		* BRACKET ASSEMBLY - Light retaining	2	
-63	49629-02		* BRACKET ASSEMBLY - Headliner attachment	4	31T-8166001 to 31T-8166076 incl
	02194-02		* BRACKET ASSEMBLY - Headliner attachment	4	31T-1166001 and up
-64	59832-04		* GUSSET - Eyebrow, left	1	
	59832-05		* GUSSET - Eyebrow, right	1	
-65	29236-04		* BRACKET ASSEMBLY - Seat belt chimes	1	

When ordering, always specify Part Number, Description and Serial Number of Aircraft

PIPER PARTS CATALOG

Figure and Index Number	Part Number	Code	NOMENCLATURE	No. Req.	SERIAL NUMBERS AFFECTED
2A-66	29397-02		* CHANNEL - Fuselage, Sta 111 to Sta 135	2	
-67	45150-10		* BULKHEAD - Fuselage, Sta 121 31	1	
-68	51208-00		* BRACKET ASSEMBLY - Overhead cover, left	1	
	51208-01		* BRACKET ASSEMBLY - Overhead cover, right	1	
-69	48162-07	B	* CHANNEL ASSEMBLY - Divider panel support, Sta 111 to Sta 122 31	2	
-70	81466-02		ANGLE - Window support, left	1	
	81466-03		ANGLE - Window support, right	1	
-71	45974-00		STRINGER - Fuselage, left, Sta 206 to Sta 215	2	
	46000-00		STRINGER - Fuselage, right, Sta 206 to Sta 215	2	
-72	45424-00		SKIN - Inner, fuselage upper, Sta 140 to Sta 146, right	1	
-73	45039-00		GUSSET - Fuselage, upper, Sta 140 to Sta 174, right	1	
-74	45646-00		CHANNEL - Door frame support, Sta 209 to Sta 215	1	31T-8166001 to 31T-8166047 incl
	45646-07	C	CHANNEL - Door frame support, Sta 209 to Sta 215	1	
-75	02241-02	A	BRACKET ASSEMBLY - Curtain track support, Sta 114 82	2	

When ordering, always specify Part Number, Description and Serial Number of Aircraft

PIPER PARTS CATALOG

THIS PAGE INTENTIONALLY LEFT BLANK

PIPER PARTS CATALOG

THIS PAGE INTENTIONALLY LEFT BLANK

PIPER PARTS CATALOG

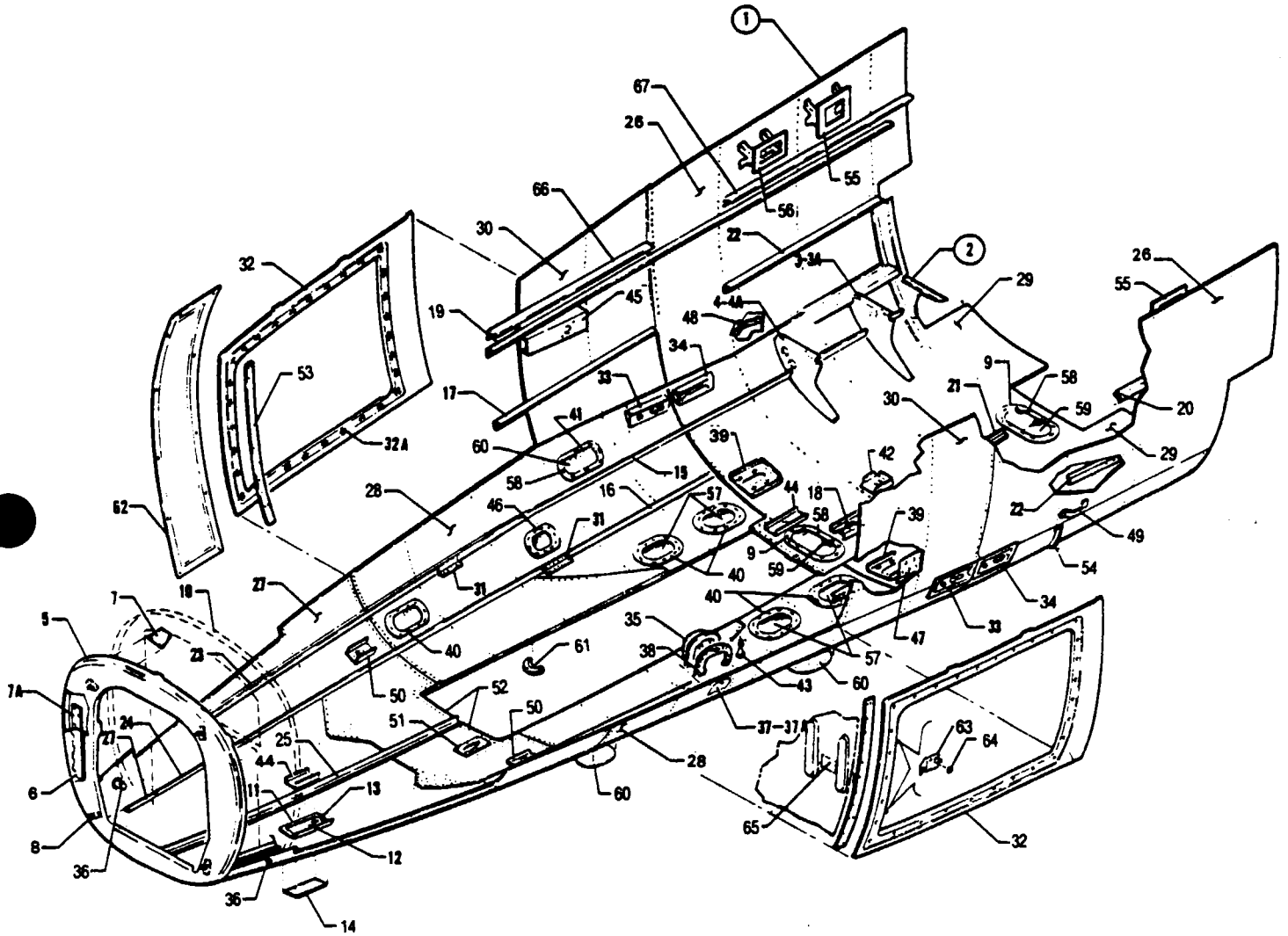


Figure 13 Lower Forward Section Assembly

REVISED: MAY 1983

PIPER PARTS CATALOG

CODE EXPLANATIONS FOR FIGURE 13

- A - See Figure 14 for component parts
- B - Used on PA-31T only
- C - Used on PA-31T with serial numbers 31T-7720033 and up, and PA-31T1
- D - Used on PA-31T with serial numbers 31T-7820014 and up, and PA-31T1
- E - Used on PA-31T with serial numbers 31T-7820001 and up, and PA-31T1 with serial numbers 31T-7804001 to 31T-8104101 inclusive
- F - Used on PA-31T with serial numbers 31T-7400002 to 31T-7820069 inclusive, and PA-31T1 with serial numbers 31T-7804001 to 31T-7804004 inclusive
- G - Used on PA-31T with serial numbers 31T-7820070 and up, and PA-31T1 with serial numbers 31T-7804005 to 31T-8304003 inclusive, 31T-1104004 and up
- H - Used on PA-31T with serial numbers 31T-7400002 to 31T-7820066 inclusive, and PA-31T1 with serial numbers 31T-7804001 to 31T-7904007 inclusive
- J - Used on PA-31T with serial numbers 31T-7820067 and up, and PA-31T1 with serial numbers 31T-7904008 to 31T-8304003 inclusive, 31T-1104004 and up
- K - Used on PA-31T with serial numbers 31T-7400002 to 31T-8020069 inclusive, and PA-31T1 with serial numbers 31T-7804001 to 31T-8004034 inclusive
- L - Used on PA-31T with serial numbers 31T-8020070 and up, and PA-31T1 with serial numbers 31T-8004035 to 31T-8304003 inclusive, 31T-1104004 and up
- M - Used on PA-31T1 with serial numbers 31T-8304001 to 31T-8304003 inclusive, 31T-1104004 and up
- N - Used on PA-31T with serial numbers 31T-7820070 and up, and PA-31T1 with serial numbers 31T-7804005 to 31T-8104101 inclusive
- O - Used on PA-31T Also used on PA-31T1 with serial numbers 31T-7804001 to 31T-8104101 inclusive

PIPER PARTS CATALOG

Figure and Index Number	Part Number	Code	NOMENCLATURE	No Req.	SERIAL NUMBERS AFFECTED
13-1	45703-02	B	SECTION ASSEMBLY - Lower forward fuselage	1	31T-7400002 to 31T-7720069 incl
	45703-04	E	SECTION ASSEMBLY - Lower forward fuselage	1	
	45703-06	M	SECTION ASSEMBLY - Lower forward fuselage	1	
-2	45614-03	A,F	* FRAME ASSEMBLY - Lower forward fuselage	1	
	45614-05	A,N	* FRAME ASSEMBLY - Lower forward fuselage	1	
	45614-07	A,M	* FRAME ASSEMBLY - Lower forward fuselage	1	
-3	45392-00	F	* BULKHEAD ASSEMBLY - Seat track support, outboard, Sta 128 68, left	1	
	45392-07	G	* BULKHEAD ASSEMBLY - Seat track support, outboard, Sta 128 68, left	1	
	45392-01	F	* BULKHEAD ASSEMBLY - Seat track support, outboard, Sta 128 68, right	1	
	45392-06	G	* BULKHEAD ASSEMBLY - Seat track support, outboard, Sta 128 68, right	1	
-3a	406 825		* * NUT - Anchor, seat track (NAS686A3K)	1	
	406 789		* * NUT - Anchor, seat track (136R-02)	1	
-4	45394-00	F	* BULKHEAD ASSEMBLY - Seat track support, outboard, Sta 117 26, left	1	
	45394-07	G	* BULKHEAD ASSEMBLY - Seat track support, outboard, Sta 117 26, left	1	
	45394-01	F	* BULKHEAD ASSEMBLY - Seat track support, outboard, Sta 117 26, right	1	
	45394-06	G	* BULKHEAD ASSEMBLY - Seat track support, outboard, Sta 117 26, right	1	
-4a	406 825		* * NUT - Anchor, seat track (NAS686A3K)	1	
	406 789		* * NUT - Anchor, seat track (136R-02)	1	
-5	50960-03		* BULKHEAD ASSEMBLY - Sta 375	1	
-6	48665-00		* * HINGE ASSEMBLY - Nose cone	1	
-7	45530-00		* * PLATE - Latch bracket reinforcement	4	
-7a	51828-02		* * PLATE ASSEMBLY - Adjustment, radome hinge	1	
-8	45352-00		* BRACKET - Latch	4	
-9	50550-00		* PLATE ASSEMBLY - Access hole reinforcement	2	
-10	50109-03		* BULKHEAD ASSEMBLY - Fuselage, Sta 9 00	1	
-11	42512-00		* FRAME - Power receptacle door	1	
-12	42513-04		* DOOR ASSEMBLY - Power receptacle	1	
-13	472 017		* * LATCH - Push button (KM610-32)	1	
-14	47757-00		* * PLACARD - Starting procedure, external power (581 678)	1	
-15	45696-02		* STRINGER - Lower forward fuselage, left	1	
	45696-03		* STRINGER - Lower forward fuselage, right	1	
-16	45696-04		* STRINGER - Lower forward fuselage, left	1	
	45696-05		* STRINGER - Lower forward fuselage, right	1	
-17	45696-06		* STRINGER - Lower forward fuselage, left	1	
	45696-07		* STRINGER - Lower forward fuselage, right	1	
-18	45696-08		* STRINGER - Lower forward fuselage, left	1	
-19	45696-09	B	* STRINGER - Lower forward fuselage, right	1	31T-7400002 to 31T-7820013 incl
-20	45696-10		* STRINGER - Lower forward fuselage, left	1	
-21	45696-11		* STRINGER - Lower forward fuselage, center	1	
-22	45696-12		* STRINGER - Lower forward fuselage, left	1	
	45696-13		* STRINGER - Lower forward fuselage, right	1	
-23	45696-14		* STRINGER - Lower forward fuselage, left	1	
	45696-15		* STRINGER - Lower forward fuselage, right	1	
-24	45696-16	O	* STRINGER - Lower forward fuselage, left	1	
	81472-30	M	* STRINGER - Lower forward fuselage, left	1	
	45696-17		* STRINGER - Lower forward fuselage, right	1	
-25	45696-20		* STRINGER - Lower forward fuselage, center	1	
-26	45663-00		* SKIN - Fuselage, side, Sta 100 to Sta 140, left	1	
	45663-01		* SKIN - Fuselage, side, Sta 100 to Sta 140, right	1	

When ordering, always specify Part Number, Description and Serial Number of Aircraft

PIPER PARTS CATALOG

Figure and Index Number	Part Number	Code	NOMENCLATURE	No. Req.	SERIAL NUMBERS AFFECTED
13-27	45666-00	O	* SKIN - Fuselage, bottom, Sta 0 to Sta 49 6, left	1	
	45666-12	M	* SKIN - Fuselage, bottom, Sta 0 to Sta 49 6, left	1	
	45666-01		* SKIN - Fuselage, bottom, Sta 0 to Sta 49 6, right	1	
-28	45668-00	O	* SKIN - Fuselage, bottom, Sta 49 6 to Sta 100, left	1	
	45668-06	M	* SKIN - Fuselage, bottom, Sta 49 6 to Sta 100, left	1	
	45668-01	H	* SKIN - Fuselage, bottom, Sta 49 6 to Sta 100, right	1	
	45668-03	J	* SKIN - Fuselage, bottom, Sta 49 6 to Sta 100, right	1	
-29	45673-00		* SKIN - Fuselage, bottom, Sta 96 25 to Sta 140, left	1	
	45673-01		* SKIN - Fuselage, bottom, Sta 96 25 to Sta 140, right	1	
-30	45661-00		* SKIN - Fuselage, side, Sta 81 to Sta 100, left	1	
	45661-01		* SKIN - Fuselage, side, Sta 81 to Sta 100, right	1	
-31	45376-00		* SPLICE - Stringer	4	
-32	45248-00		* FRAME ASSEMBLY - Access area, left	1	
	45248-01		* FRAME ASSEMBLY - Access area, right	1	
-32a	484 293		* * RECEPTACLE - (214-16D)	18	
-33	41145-00		* PLATE - Tube support, left front	1	
	41145-01		* PLATE - Tube support, right front	1	
-34	41145-02		* PLATE - Tube support, left rear	1	
	50434-00		* PLATE - Tube support, right rear	1	
-35	42910-00		* PLATE - Oxygen recharge valve mounting	1	
-36	17758-02		* TUBE ASSEMBLY	2	
-37	42912-00		* PLATE ASSEMBLY - Oxygen access	1	
-37a	42971-00		* PLACARD - Oxygen warning	1	
-38	42913-00		* PLATE ASSEMBLY - Oxygen recharge valve doubler	1	
-39	43845-01	B	* PLATE ASSEMBLY - Reinforcement, left	1	31T-7400002 to 31T-7820021 incl
	43845-00	B	* PLATE ASSEMBLY - Reinforcement, right	1	31T-7400002 to 31T-7820021 incl
-40	20372-03		* PLATE ASSEMBLY - Access hole reinforcement	7	
-41	47439-00		* PLATE ASSEMBLY - Access hole reinforcement	1	
-42	47579-00		* PLATE - Antenna mounting	1	
-43	44107-00		* TUBE ASSEMBLY - Powerpak vent	1	
-44	43599-00	K	* BRACKET - Antenna mounting	2	
	43599-00	L	* BRACKET - Antenna mounting, Sta 100	1	
-45	45693-00		* BRACKET ASSEMBLY - Torque tube, Sta 87 25, left	1	
	45693-01		* BRACKET ASSEMBLY - Torque tube, Sta 87 25, right	1	
-46	46366-00		* BRACKET ASSEMBLY - Heater exhaust shroud	1	
-47	41585-00	B	* BRACKET - Support, oil and fuel pressure lines	1	31T-7400002 to 31T-7720069 incl
-48	47036-00		* BRACKET - Valve cable support, left	1	
-49	47034-00		* BRACKET - Valve cable support, right	1	
-50	45417-00	B	* CHANNEL - Antenna reinforcement	2	31T-7400002 to 31T-7820021 incl
-51	41466-06		* MAST ASSEMBLY - Pitot tube	1	
-52	45283-00	H	* GUSSET - Fuselage bottom	1	
	45283-03	J	* GUSSET - Fuselage bottom	1	
-53	45145-02		* STRAP - Bulkhead flange	2	
-54	43647-02		* ANGLE - Wing fillet, left	1	
	43647-03		* ANGLE - Wing fillet, right	1	
-55	42659-00		PLATE ASSEMBLY - Oxygen outlet mounting	2	
-56	42496-00	B	SUPPORT ASSEMBLY - Ash tray	2	31T-7400002 to 31T-7620010 incl
-57	20370-02		COVER PLATE - Access	7	
-58	414 762		SCREW - (MS24693-S51)	88	
-59	50551-00		PLATE - Access	2	
-60	47454-00		COVER PLATE - Access	3	
-61	22482-00		SCOOP - Baggage compartment vent	2	
-62	51373-02		SHIELD - Propeller ice, left	1	
	51373-03		SHIELD - Propeller ice, right	1	
-63	55371-02	C	LATCH ASSEMBLY - Access cover	2	
-64	81102-20	C	WASHER - Latch assembly	2	
-65	80495-02	C	PLACARD - Access panel	1	
-66	45696-21	D	STRINGER - Lower forward fuselage, right, forward	1	
-67	45696-22	D	STRINGER - Lower forward fuselage, right, aft	1	

When ordering, always specify Part Number, Description and Serial Number of Aircraft

PIPER PARTS CATALOG

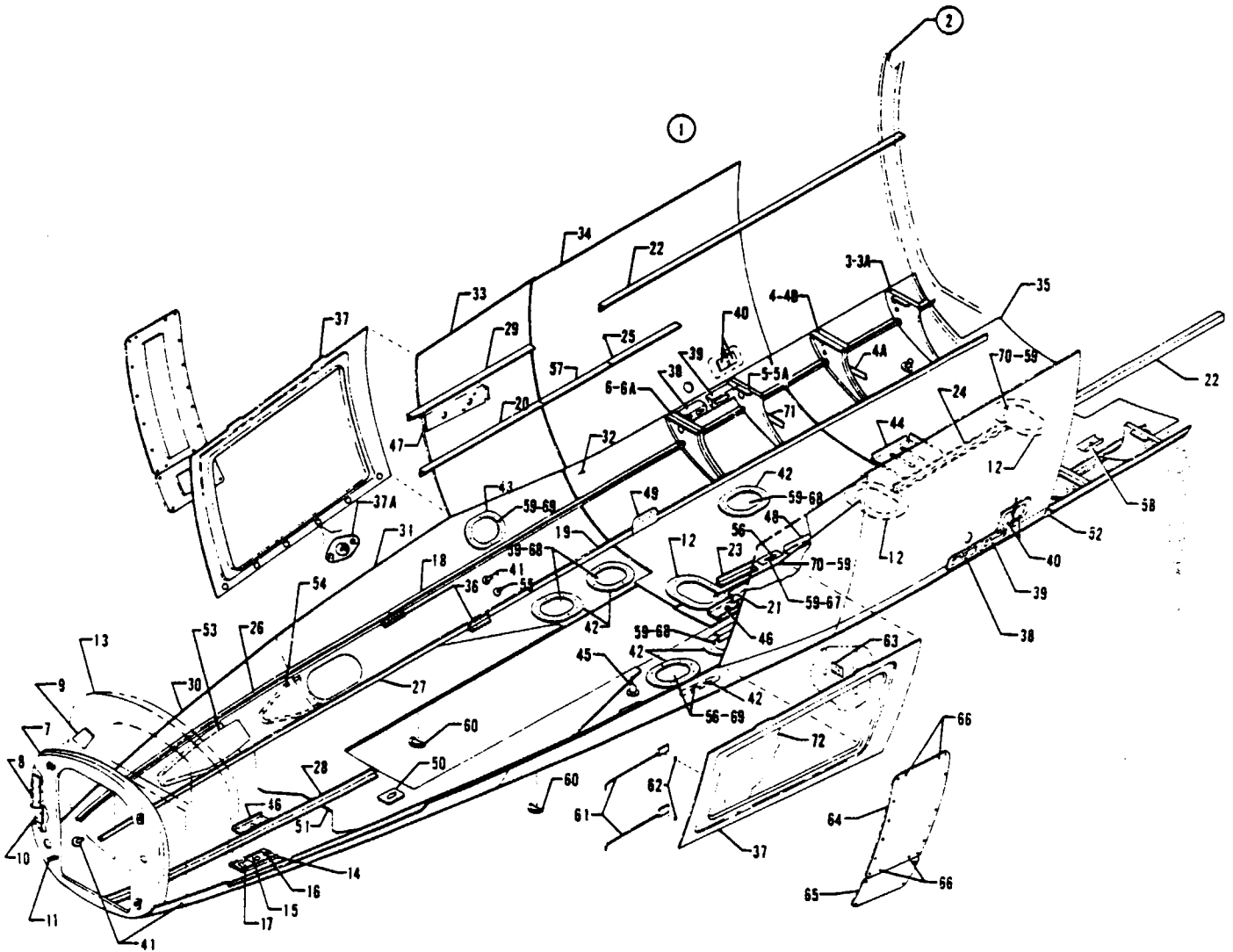


Figure 13A Lower Forward Section Assembly

REVISED: MAY 1983

PIPER PARTS CATALOG

CODE EXPLANATIONS FOR FIGURE 13A

- A - See Figure 14A for component parts
- B - Used on PA-31T2 with serial numbers 31T-8166041 to 31T-8166076 inclusive, 31T-1166001 and up
- C - Used on PA-31T2 with serial numbers 31T-8166054 to 31T-8166076 inclusive, 31T-1166001 and up

PIPER PARTS CATALOG

Figure and Index Number	Part Number	Code	NOMENCLATURE	No. Req.	SERIAL NUMBERS AFFECTED
13A-1	29634-03		SECTION ASSEMBLY - Lower forward fuselage	1	
-2	29684-04	A	* FRAME ASSEMBLY - Lower forward fuselage	1	
-3	45392-00		* BULKHEAD ASSEMBLY - Seat track support, outboard, left, Sta 128 68	1	31T-8166001 to 31T-8166040 incl
	01129-02	B	* BULKHEAD ASSEMBLY - Seat track support, outboard, left, Sta 128 68	1	
	45392-01		* BULKHEAD ASSEMBLY - Seat track support, outboard, right, Sta 128 68	1	31T-8166001 to 31T-8166040 incl
	01129-03	B	* BULKHEAD ASSEMBLY - Seat track support, outboard, right, Sta 128 68	1	
-3a	406 825		* * NUT - Anchor, seat track (NAS686A3K)	1	31T-8166001 to 31T-8166040 incl
	406 789		* * NUT - Anchor, seat track (136R-02)	1	31T-8166001 to 31T-8166040 incl
	406 789	B	* * NUT - Anchor, seat track (136R-02)	2	
-4	29418-02		* BULKHEAD ASSEMBLY - Seat track support, outboard, left, Sta 117 26	1	31T-8166001 to 31T-8166040 incl
	01130-02	B	* BULKHEAD ASSEMBLY - Seat track support, outboard, left, Sta 117 26	1	
	29418-03		* BULKHEAD ASSEMBLY - Seat track support, outboard, right, Sta 117 26	1	31T-8166001 to 31T-8166040 incl
	01130-03	B	* BULKHEAD ASSEMBLY - Seat track support, outboard, right, Sta 117 26	1	
-4a	82074-02		* * BRACKET - Tube support, right	1	31T-8166001 to 31T-8166053 incl
-4b	406 829		* * NUT - Anchor, seat track (NAS686A3)	1	
	406 789		* * NUT - Anchor, seat track (NAS686A3)	1	
-5	29915-02		* BULKHEAD ASSEMBLY - Seat track support, outboard, left, Sta 104 68	1	
	29915-03		* BULKHEAD ASSEMBLY - Seat track support, outboard, right, Sta 104 68	1	
-5a	406 829		* * NUT - Anchor, seat track (NAS686A3)	1	
	406 789		* * NUT - Anchor, seat track (136R-02)	1	
-6	29927-02		* BULKHEAD ASSEMBLY - Seat track support, outboard, left, Sta 93 26	1	
	29927-03		* BULKHEAD ASSEMBLY - Seat track support, outboard, right, Sta 93 26	1	
-6a	406 825		* * NUT - Anchor, seat track (NAS686A3K)	1	
	406 789		* * NUT - Anchor, seat track (136R-02)	1	
-7	50960-03		* BULKHEAD ASSEMBLY - Sta -24 375	1	
-8	48665-00		* * HINGE ASSEMBLY - Nose cone	1	
-9	45530-00		* * PLATE - Latch bracket reinforcement	4	
-10	51828-02		* * PLATE ASSEMBLY - Adjustment, radome hinge	1	
-11	45352-00		* BRACKET - Latch	4	
-12	50550-00		* PLATE ASSEMBLY - Access hole reinforcement	3	
-13	50109-03		* BULKHEAD ASSEMBLY - Fuselage, Sta -15	1	
-14	42512-00		* FRAME - Power receptacle door	1	
-15	42513-04		* DOOR ASSEMBLY - Power receptacle	1	
-16	472 017		* * LATCH - Push button (KM610-32)	1	
-17	47757-00		* * PLACARD - Starting procedure, external power (581 678)	1	
-18	29451-02		* STRINGER - Fuselage, Sta 40 69 to Sta 135, left, B L 20 25	1	
	29451-03		* STRINGER - Fuselage, Sta 40 69 to Sta 135, right, B L 20 25	1	
-19	29451-04		* STRINGER - Fuselage, Sta 51 69 to Sta 137 47, left, B L 13 76	1	
	29451-05		* STRINGER - Fuselage, Sta 51 69 to Sta 137 47, right, B L 13 76	1	
-20	45696-06		* STRINGER - Fuselage, Sta 55 to Sta 76, left, W L -7 25	1	
	45696-07		* STRINGER - Fuselage, Sta 55 to Sta 76, right, W L -7 25	1	

When ordering, always specify Part Number, Description and Serial Number of Aircraft

PIPER PARTS CATALOG

Figure and Index Number	Part Number	Code	NOMENCLATURE	No. Req.	SERIAL NUMBERS AFFECTED
13A-21	45696-08		* STRINGER - Fuselage, Sta. 55 to Sta. 76, left, W.L. 1.38	1	
-22	29451-10		* STRINGER - Fuselage, Sta. 87.5 to Sta. 137.5, left, W.L. 1.38	1	
	29451-11		* STRINGER - Fuselage, Sta. 87.5 to Sta. 137.5, right, W.L. 1.38	1	
-23	29451-13		* STRINGER - Fuselage, Sta. 77.9 to Sta. 87.5, B.L.O.	1	
-24	29451-14		* STRINGER - Fuselage, Sta. 108.66 to Sta. 128.34, B.L.O.	1	
-25	29451-06		* STRINGER - Fuselage, Sta. 87.5 to Sta. 99, left, W.L. -7.25	1	
	29451-07		* STRINGER - Fuselage, Sta. 87.5, to Sta. 99, right, W.L. -7.25	1	
-26	45696-14		* STRINGER - Fuselage, Sta. 0 to Sta. 40.69, left	1	
	45696-15		* STRINGER - Fuselage, Sta. -15 to Sta. 40.69, right	1	
-27	45696-16		* STRINGER - Fuselage, Sta. -15 to Sta. 51.69, left	1	
	45696-17		* STRINGER - Fuselage, Sta. -15 to Sta. 51.69, right	1	
-28	45696-20		* STRINGER - Fuselage, Sta. -24 to Sta. 22, B.L.O.	1	
-29	45696-21		* STRINGER - Fuselage, Sta. 55 to Sta. 76, right, W.L. 1.38	1	
-30	45666-04		* SKIN - Fuselage, bottom, Sta. -24 to Sta. 25.6, left	1	
	45666-05		* SKIN - Fuselage, bottom, Sta. -24 to Sta. 25.6, right	1	
-31	29752-02		* SKIN - Fuselage, bottom, Sta. 25.6 to Sta. 76, left	1	
	29752-03		* SKIN - Fuselage, bottom, Sta. 25.6 to Sta. 76, right	1	
-32	29333-02		* SKIN - Fuselage, bottom, Sta. 72.25 to Sta. 111, left	1	
	29333-03		* SKIN - Fuselage, bottom Sta. 72.25 to Sta. 111, right	1	
-33	45661-00		* SKIN - Fuselage, side, Sta. 57 to Sta. 76, left	1	
	45661-01		* SKIN - Fuselage, side, Sta. 57 to Sta. 76, right	1	
-34	29331-02		* SKIN - Fuselage, side, Sta. 76 to Sta. 111, left	1	
	29331-03		* SKIN - Fuselage, side, Sta. 76 to Sta. 111, right	1	
-35	29334-02		* SKIN - Fuselage, bottom, Sta. 111 to Sta. 140, left	1	
	29334-03		* SKIN - Fuselage, bottom, Sta. 111 to Sta. 140, right	1	
-36	45376-00		* SPLICE - Stringer	4	
-37	56259-06		* FRAME ASSEMBLY - Access area, left	1	
	56259-07		* FRAME ASSEMBLY - Access area, right	1	
-37a	584 219		* RECEPTACLE - (40R12-2)	18	
-38	29921-02		* PLATE - Tube support, front, left	1	
	29921-03		* PLATE - Tube support, front, right	1	
-39	52275-00		* PLATE - Tube support, rear, left	1	
	29920-02		* PLATE - Tube support, rear, right	1	
-40	29356-02		* PLATE - Front spar attachment	4	
-41	17758-02		* TUBE ASSEMBLY	3	
-42	20372-03		* PLATE ASSEMBLY - Access hole reinforcement	6	
-43	47439-00		* PLATE ASSEMBLY - Access hole reinforcement	1	
-44	47579-00		* PLATE - Antenna mounting	1	
-45	44107-00		* TUBE ASSEMBLY - Powerpak vent	1	
-46	43599-00		* BRACKET - Antenna mounting	2	
-47	45693-00		* BRACKET ASSEMBLY - Torque tube, Sta. 63.25, left	1	
	45693-01		* BRACKET ASSEMBLY - Torque tube, Sta. 63.25, right	1	
-48	29451-15		* STRINGER - Fuselage, Sta. 99 to Sta. 104.34, B.L.O.	1	
-49	41585-00		* BRACKET - Support	1	
-50	41486-06		* MAST ASSEMBLY - Pitot tube	1	
-51	45283-03		* GUSSET - Fuselage bottom	1	
-52	52372-00		* ANGLE ASSEMBLY - Wing fillet, left	1	
	52372-01		* ANGLE ASSEMBLY - Wing fillet, right	1	
-53	29858-02		* SCOOP - ECS ram air intake	1	
-54	70713-03		* FAIRING - ECS exhaust	1	

When ordering, always specify Part Number, Description and Serial Number of Aircraft

PIPER PARTS CATALOG

Figure and Index Number	Part Number	Code	NOMENCLATURE	No. Req.	SERIAL NUMBERS AFFECTED
13A-55	42138-00		* TUBE ASSEMBLY	1	
-56	81766-02		* PLATE ASSEMBLY - Reinforcement	1	
-57	29451-16		* STRINGER - Fuselage, Sta 76 to Sta 87 5, left, WL - 7 25	1	
	29451-17		* STRINGER - Fuselage, Sta 76 to Sta 87 5, right, WL - 7 25	1	
-58	43599-00		* BRACKET - Antenna mounting	1	
-59	414 762		SCREW - (MS24693-S51)	104	
-60	22482-00		SCOOP - Baggage compartment vent	2	
-61	55371-05		LATCH ASSEMBLY - Access cover	2	
-62	81102-20		WASHER - Latch Assembly	2	
-63	80495-02		PLACARD - Access panel	1	
-64	29974-04		SHIELD ASSEMBLY - Prop ice, left	1	
	29974-03		SHIELD ASSEMBLY - Prop ice, right	1	
-65	29974-06		SHIELD ASSEMBLY - Prop ice, bottom, left	1	
	29974-05		SHIELD ASSEMBLY - Prop ice, bottom, right	1	
-66	487 689		STUD - (4002-6)	8	
	484 755		SNAP RING - (R4G)	8	
	463 400		GROMMET - (4002-0)	8	
-67	81767-02		PLATE - Emergency gear access	1	
-68	20370-02		COVER PLATE - Access	4	
-69	47454-00		COVER PLATE - Access	3	
-70	50551-00		COVER PLATE - Access	3	
-71	01210-02	C	BRACKET - Tube support, right	1	
-72	01312-03		BLANKET - Rubberized, moisture barrier	1	

When ordering, always specify Part Number Description and Serial Number of Aircraft

PIPER PARTS CATALOG

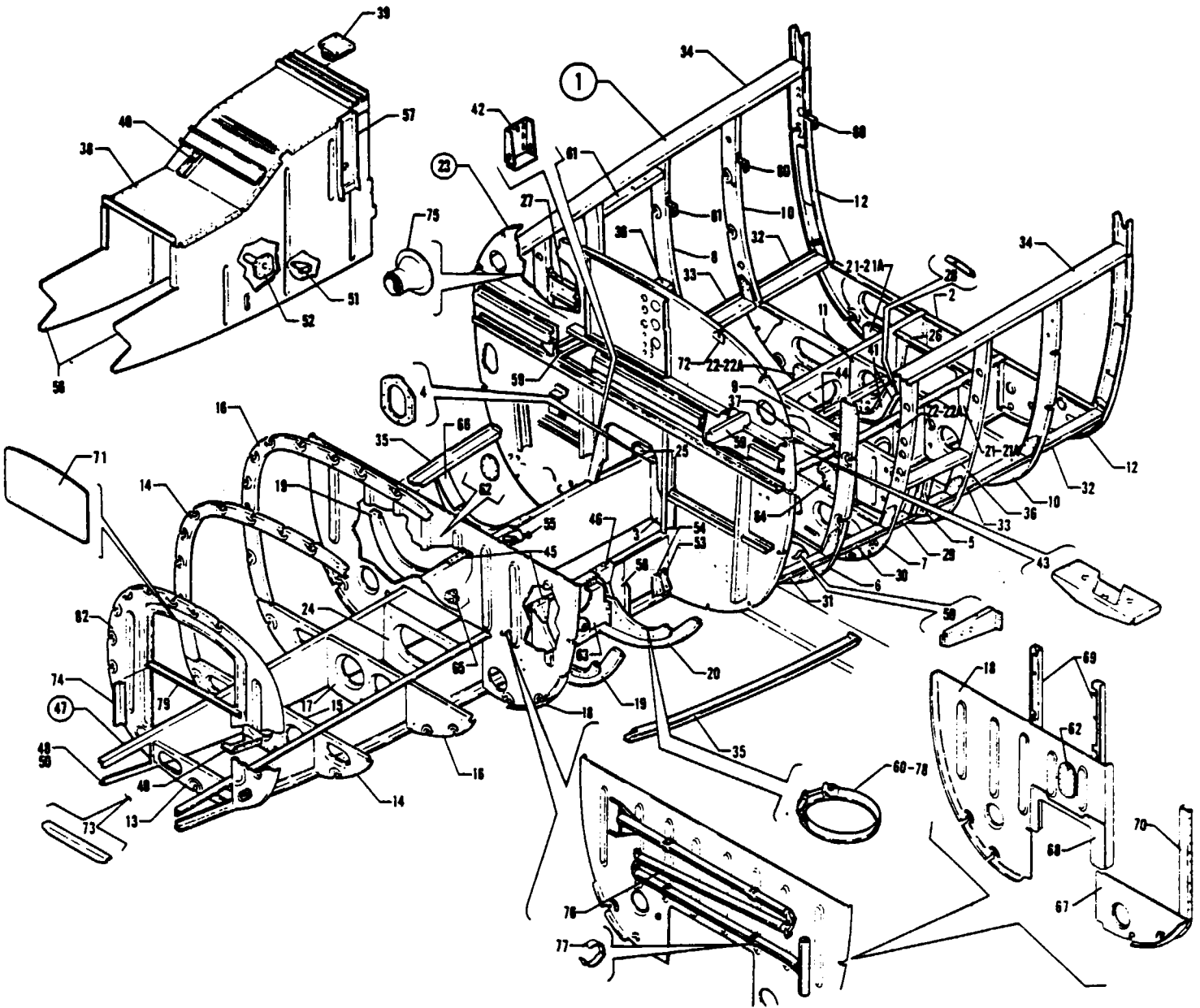


Figure 14 Lower Forward Frame Assembly

PIPER PARTS CATALOG

CODE EXPLANATIONS FOR FIGURE 14

- A - See Figure 15 for component parts
- B - Used if 48 3 cu ft or 50 cu ft oxygen bottle is installed
- C - Used if 22 0 cu ft oxygen bottle is installed
- D - Used on PA-31T only
- E - Used on PA-31T with serial numbers 31T-7820014 and up, and PA-31T1
- F - Used on PA-31T with serial numbers 31T-7620020 to 31T-8020018 inclusive, and PA-31T1 with serial numbers 31T-7804001 to 31T-8004012 inclusive
- G - Used on PA-31T with serial numbers 31T-7620024 to 31T-7820086 inclusive, and PA-31T1 with serial numbers 31T-7804001 to 31T-7804004 inclusive
- H - Used on PA-31T with serial numbers 31T-7720008 and up, and PA-31T1 with serial numbers 31T-7804001 to 31T-8104101 inclusive
- J - Used on PA-31T with serial numbers 31T-7400002 to 31T-7820069 inclusive, and PA-31T1 with serial numbers 31T-7804001 to 31T-7804004 inclusive
- K - Used on PA-31T with serial numbers 31T-7820070 and up, and PA-31T1 with serial numbers 31T-7804005 to 31T-8304003 inclusive. 31T-1104004 and up
- L - Used on PA-31T with serial numbers 31T-7820087 and up, and PA-31T1 with serial numbers 31T-7804005 to 31T-8104101 inclusive
- M - Used on PA-31T with serial numbers 31T-7400002 to 31T-7920058 inclusive, and PA-31T1 with serial numbers 31T-7804001 to 31T-7904028 inclusive
- N - Used on PA-31T with serial numbers 31T-7920059 and up, and PA-31T1 with serial numbers 31T-7904029 to 31T-8304003 inclusive. 31T-1104004 and up
- O - Used on PA-31T with serial numbers 31T-7820067, 31T-7920001 to 31T-8020030 inclusive, and PA-31T1 with serial numbers 31T-7904001 to 31T-8004024 inclusive
- P - Used on PA-31T with serial numbers 31T-8020031 and up, and PA-31T1 with serial numbers 31T-8004025 to 31T-8104101 inclusive
- Q - Used on PA-31T with serial numbers 31T-8020019 and up, and PA-31T1 with serial numbers 31T-8004013 to 31T-8104101 inclusive
- R - Used on PA-31T with serial numbers 31T-7400002 to 31T-8020092 inclusive, and PA-31T1 with serial numbers 31T-7804001 to 31T-8004057 inclusive
- S - Used on PA-31T with serial numbers 31T-8120001 and up, and PA-31T1 with serial numbers 31T-8104001 to 31T-8304003 inclusive. 31T-1104004 and up
- T - Used on PA-31T Also used on PA-31T1 with serial numbers 31T-7804001 to 31T-8104101 inclusive
- U - Used on PA-31T1 only
- V - Used on PA-31T with serial numbers 31T-7820070 and up, and PA-31T1 with serial numbers 31T-7804005 to 31T-8104101 inclusive
- W - Used on PA-31T1 with serial numbers 31T-8304001 to 31T-8304003 inclusive. 31T-1104004 and up
- X - Used on PA-31T1 with serial numbers 31T-8304001 to 31T-8304003 inclusive. 31T-1104004 to 31T-1104009 inclusive
- Y - Used if 49 8 cu ft oxygen bottle is installed

PIPER PARTS CATALOG

Figure and Index Number	Part Number	Code	NOMENCLATURE	No. Req.	SERIAL NUMBERS AFFECTED
14-1	45614-03	J	FRAME ASSEMBLY - Lower forward fuselage	1	
	45614-05	V	FRAME ASSEMBLY - Lower forward fuselage	1	
	45614-07	X	FRAME ASSEMBLY - Lower forward fuselage	1	
	45614-09	U	FRAME ASSEMBLY - Lower forward fuselage	1	31T-1104010 and up
-2	40994-07		* BULKHEAD ASSEMBLY - Fuselage, Sta 135	1	
-3	41102-04		* BULKHEAD ASSEMBLY - Fuselage, center, Sta 96 25	1	
-4	41427-00		* * PLATE ASSEMBLY - Access hole reinforcement	1	
-5	48313-00		* BULKHEAD ASSEMBLY - Front spar attachment, left	1	
	48313-01		* BULKHEAD ASSEMBLY - Front spar attachment, right	1	
-6	45090-10		* BULKHEAD ASSEMBLY - Fuselage, left, Sta 90 5	1	
	45090-11		* BULKHEAD ASSEMBLY - Fuselage, right, Sta 90 5	1	
-7	45100-14		* BULKHEAD ASSEMBLY - Fuselage, left, Sta 100	1	
	45100-15	D	* BULKHEAD ASSEMBLY - Fuselage, right, Sta 100	1	31T-7400002 to 31T-7820013 incl
	45100-19	E	* BULKHEAD ASSEMBLY - Fuselage, right, Sta 100	1	
-8	45111-05		* BULKHEAD ASSEMBLY - Fuselage, left, Sta 111 5	1	
	45111-07	D	* BULKHEAD ASSEMBLY - Fuselage, right, Sta 111 5	1	31T-7400002 to 31T-7820013 incl
	45111-19	E	* BULKHEAD ASSEMBLY - Fuselage, right, Sta 111 5	1	
-9	45111-06		* BULKHEAD ASSEMBLY - Fuselage, center, Sta 111 5	1	
-10	45123-04		* BULKHEAD ASSEMBLY - Fuselage, left, Sta 123	1	
	45123-02		* BULKHEAD ASSEMBLY - Fuselage, right, Sta 123	1	
-11	45123-06		* BULKHEAD ASSEMBLY - Fuselage, center, Sta 123	1	
-12	45135-02	J	* BULKHEAD ASSEMBLY - Fuselage, left, Sta 135	1	
	45135-10	K	* BULKHEAD ASSEMBLY - Fuselage, left, Sta 135	1	
	45135-03	J	* BULKHEAD ASSEMBLY - Fuselage, right, Sta 135	1	
	45135-09	K	* BULKHEAD ASSEMBLY - Fuselage, right, Sta 135	1	
-13	50057-00		* BULKHEAD - Fuselage, lower, Sta 9	1	
-14	45324-02		* BULKHEAD - Fuselage, left, Sta 24	1	
	45324-04		* BULKHEAD - Fuselage, right, Sta 24	1	
-15	45324-03		* BULKHEAD - Fuselage, center, Sta 24	1	
-16	45337-03		* BULKHEAD - Fuselage, left, Sta 37	1	
	45337-05		* BULKHEAD - Fuselage, right, Sta 37	1	
-17	45337-04		* BULKHEAD - Fuselage, center, Sta 37	1	
-18	45350-00	D	* BULKHEAD ASSEMBLY - Fuselage, lower, (complete) Sta 49 6	1	31T-7400002 to 31T-7620019 incl
	45350-08	F	* BULKHEAD ASSEMBLY - Fuselage, lower, (complete) Sta 49 6	1	
	45350-10	Q	* BULKHEAD ASSEMBLY - Fuselage, lower, (complete) Sta 49 6	1	
	01434-04	W	* BULKHEAD ASSEMBLY - Fuselage, lower, center and right, Sta 49 6	1	
-19	45360-00	B,T	* BULKHEAD ASSEMBLY - Fuselage, left, Sta 59	1	
	45360-03	C,T	* BULKHEAD ASSEMBLY - Fuselage, left, Sta 59	1	
	01138-02	W	* BULKHEAD ASSEMBLY - Fuselage, left, Sta 59	1	
-20	45372-00	B,T	* BULKHEAD ASSEMBLY - Fuselage, lower left, Sta 70	1	
	45372-03	C,O	* BULKHEAD ASSEMBLY - Fuselage, lower left, Sta 70	1	
	45372-06	C,P	* BULKHEAD ASSEMBLY - Fuselage, lower left, Sta 70	1	
	81499-03	W	* BULKHEAD ASSEMBLY - Fuselage, lower left, Sta 70	1	
-21	45396-03	J	* BULKHEAD ASSEMBLY - Seat track support, left inboard, Sta 128 68	1	
	45396-11	K	* BULKHEAD ASSEMBLY - Seat track support, left inboard, Sta 128 68	1	
	45393-00	J	* BULKHEAD ASSEMBLY - Seat track support, right inboard, Sta 128 68	1	
	45393-05	K	* BULKHEAD ASSEMBLY - Seat track support, right inboard, Sta 128 68	1	
-21a	406 789		* * NUT - Anchor, seat track (136R-02)	2	

When ordering, always specify Part Number, Description and Serial Number of Aircraft

PIPER PARTS CATALOG

Figure and Index Number	Part Number	Code	NOMENCLATURE	No. Req.	SERIAL NUMBERS AFFECTED
14-22	45396-02	J	* BULKHEAD ASSEMBLY - Seat track support, left inboard, Sta 117 26	1	
	45396-10	K	* BULKHEAD ASSEMBLY - Seat track support, left inboard, Sta 117 26	1	
-22	47058-00	J	* BULKHEAD ASSEMBLY - Seat track support, right inboard, Sta 117 26	1	
	47058-04	K	* BULKHEAD ASSEMBLY - Seat track support, right inboard, Sta 117 26	1	
-22a	406 789	J	* * NUT - Anchor, seat track (136R-02)	1	
	406 789	K	* * NUT - Anchor, seat track (136R-02)	2	
-23	50481-00	A,D	* BULKHEAD ASSEMBLY - Fuselage (complete) Sta 81	1	31T-7400002 to 31T-7620023 incl
	50481-03	A,G	* BULKHEAD ASSEMBLY - Fuselage (complete) Sta 81	1	
	50481-04	A,L	* BULKHEAD ASSEMBLY - Fuselage (complete) Sta 81	1	
	50481-08	A,X	* BULKHEAD ASSEMBLY - Fuselage (complete) Sta 81	1	
	50481-10	A,U	* BULKHEAD ASSEMBLY - Fuselage (complete) Sta. 81	1	31T-1104010 and up
-24	45346-00		* BULKHEAD - Fuselage, center, Sta 46	1	
-25	45451-00		* BULKHEAD - Wheel well support, left	1	
	45451-01		* BULKHEAD - Wheel well support, right	1	
-26	45551-00		* BULKHEAD - Center, Sta 131.50	1	
-27	45517-00	M	* CHANNEL ASSEMBLY - Brake fitting support, Sta 90 50	1	
	45517-06	N	* CHANNEL ASSEMBLY - Brake fitting support, Sta 90 50	1	
-28	40964-00		* CHANNEL - Guide, Sta 123	1	
-29	45028-00		* CHANNEL - Floorboard support, left, Sta 100 to Sta 111 5	1	
	45028-01		* CHANNEL - Floorboard support, right, Sta 100 to Sta 111 5	1	
-30	45029-00		* CHANNEL - Floorboard support, left, Sta 90 5 to Sta 100	1	
	45029-01		* CHANNEL - Floorboard support, right, Sta 90 5 to Sta 100	1	
-31	45032-00		* CHANNEL - Floorboard support, left, Sta 81 to Sta 90 5	1	
	45032-01		* CHANNEL - Floorboard support, right, Sta 81 to Sta 90 5	1	
-32	45035-00		* CHANNEL - Floorboard support, left, Sta 123 to Sta 135	1	
	45035-01		* CHANNEL - Floorboard support, right, Sta 123 to Sta 135	1	
-33	45036-02		* CHANNEL - Floorboard support, left, Sta 111 5 to Sta 123	1	
	45036-03		* CHANNEL - Floorboard support, right, Sta 111 5 to Sta 123	1	
-34	45055-00		* CHANNEL - Fuselage, left, Sta 81 to Sta 135	1	
	45055-01		* CHANNEL - Fuselage, right, Sta 81 to Sta 135	1	
-35	45247-00	T	* CHANNEL - Access, lower left, Sta 46 to Sta 81	1	
	01487-04	W	* CHANNEL ASSEMBLY - Access, lower left, Sta 46 to Sta 81	1	
	45247-01		* CHANNEL - Access, lower right, Sta 46 to Sta 81	1	
-36	45294-02		* CHANNEL - Front spar attachment, left, Sta 100 to Sta 111 5	1	
	45294-03		* CHANNEL - Front spar attachment, right, Sta 100 to Sta 111 5	1	
-37	45662-00		* CHANNEL ASSEMBLY - Floorboard support, Sta 104 58	1	
-38	45342-00		* PLATE ASSEMBLY - Nose gear cover, top	1	
-39	40985-00		* * BRACKET - Nose gear actuator	1	

When ordering, always specify Part Number, Description and Serial Number of Aircraft

PIPER PARTS CATALOG

Figure and Index Number	Part Number	Code	NOMENCLATURE	No Req.	SERIAL NUMBERS AFFECTED
14-40	402 030		* * BOLT - Eye (AN42B-3A)	1	
	407 564		* * WASHER - (AN960-10)	1	
	404 887		* * NUT - (MS20365-1032C)	1	
-41	40947-04		* BRACKET - Hydraulic hand pump, left	1	
	40947-05		* BRACKET - Hydraulic hand pump, right	1	
-42	45018-00		* BRACKET - Nose gear cover	1	
-43	47137-00		* BRACKET ASSEMBLY - Trim drum mounting	1	
-44	48597-00		* ANGLE - Floorboard support, Sta 111 5 to Sta 123	1	
-45	45063-00		* CLIP - Bulkhead attachment, left, Sta 59	1	
	45058-00		* CLIP - Bulkhead attachment, right, Sta 59	1	
-46	45374-00	T	* CLIP - Bulkhead attachment, left, Sta 70	1	
	81502-02	W	* CLIP - Bulkhead attachment, left, Sta 70	1	
-47	45433-02		* BEAM ASSEMBLY - Longitudinal, complete, left	1	
	45433-03		* BEAM ASSEMBLY - Longitudinal, complete, right	1	
-48	45306-10		* * BEAM ASSEMBLY - Longitudinal, left	1	
	45306-11		* * BEAM ASSEMBLY - Longitudinal, right	1	
-49	41439-00		* * * BRACKET - Power receptacle mounting, left	1	
-50	50459-00		* * * ANGLE ASSEMBLY - Battery shelf support, left	1	
	50459-01		* * * ANGLE ASSEMBLY - Battery shelf support, right	1	
-51	40620-00		* * * BRACKET - Spring attachment, left	1	
	40620-01		* * * BRACKET - Spring attachment, right	1	
-52	41033-00		* * FITTING ASSEMBLY - Nose gear door actuator, Sta 63	1	
-53	45194-01		* * BRACKET ASSEMBLY - Nose gear door hinge	2	
-54	45194-00		* * BRACKET ASSEMBLY - Nose gear door hinge	2	
-55	40998-00		* * STOP ASSEMBLY - Nose gear downlock, right	1	
-56	45341-00		* * PLATE ASSEMBLY - Nose gear cover, side, left	1	
	45341-01		* * PLATE ASSEMBLY - Nose gear cover, side, right	1	
-57	46867-00		* * CHANNEL - Wheel well reinforcement, left	1	
-58	46907-00		* * BRACKET - Drag link reinforcement, left	1	
	41054-01		* * BRACKET - Drag link reinforcement, right	1	
-59	45887-00		* BRACKET - Brake fitting support, left, Sta 81 to Sta 90 5	1	
	45887-01		* BRACKET - Brake fitting support, right, Sta 81 to Sta 90 5	1	
-60	47420-00	B,T	* CLAMP - Oxygen cylinder attachment	2	
	55969-02	C,T	* CLAMP - Oxygen cylinder attachment	2	
-61	46727-00	D	* BRACKET ASSEMBLY - Static air selector attachment	1	31T-7400002 to 31T-7620019 incl
-62	48103-00		* PLATE - Access hole cover	1	
-63	46949-00		* BRACKET - Nose gear steering pulley	1	
-64	47041-00		* BRACKET - Nose gear steering pulley	1	
-65	40617-00		* BRACKET ASSEMBLY - Stop	2	
-66	50820-00		* REINFORCEMENT - Bulkhead, right, Sta 70	1	
-67	01869-02	W	* BULKHEAD ASSEMBLY - Fuselage, left bottom, Sta 49 6	1	
-68	01672-02	W	* PLATE - Bulkhead reinforcement	1	
-69	01674-03	W	* CHANNEL ASSEMBLY - Bulkhead support, left	1	
	01675-03	W	* CHANNEL ASSEMBLY - Bulkhead support, right	1	
-70	01428-02	W	BULKHEAD - Fuselage, lower, left side, Sta 49 6	1	
-71	50190-00	R	COVER - Radar access, Sta 9	1	
	29341-02	S	COVER ASSEMBLY - Radar access, Sta 9	1	
-72	47480-00		PLATE - Stringer seal	10	
-73	50540-02		ANGLE ASSEMBLY - Battery shelf support	1	
-74	50950-01		ANGLE ASSEMBLY - Battery box support, left	1	
	50950-00		ANGLE ASSEMBLY - Battery box support, right	1	
-75	46102-00		OUTLET ASSEMBLY - Recirculated air	1	
-76	47353-00	H	TOW BAR ASSEMBLY	1	
-77	454 982	H	CLIP - (C4956-020-16)	4	
-78	55969-03	C,W	CLAMP - Oxygen cylinder attachment	2	
	01866-02	B,W,Y	CLAMP - Oxygen cylinder attachment	2	
-79	50072-00		ANGLE - Battery shelf support	1	
-80	46976-02	D	BRACKET - Sidewall armrest mounting	4	31T-7400002 to 31T-7620010 incl
-81	46976-05	D	BRACKET - Sidewall armrest mounting	2	31T-7400002 to 31T-7620010 incl
-82	50109-03		BULKHEAD ASSEMBLY - Fuselage, Sta 9	1	

When ordering, always specify Part Number, Description and Serial Number of Aircraft

PIPER PARTS CATALOG

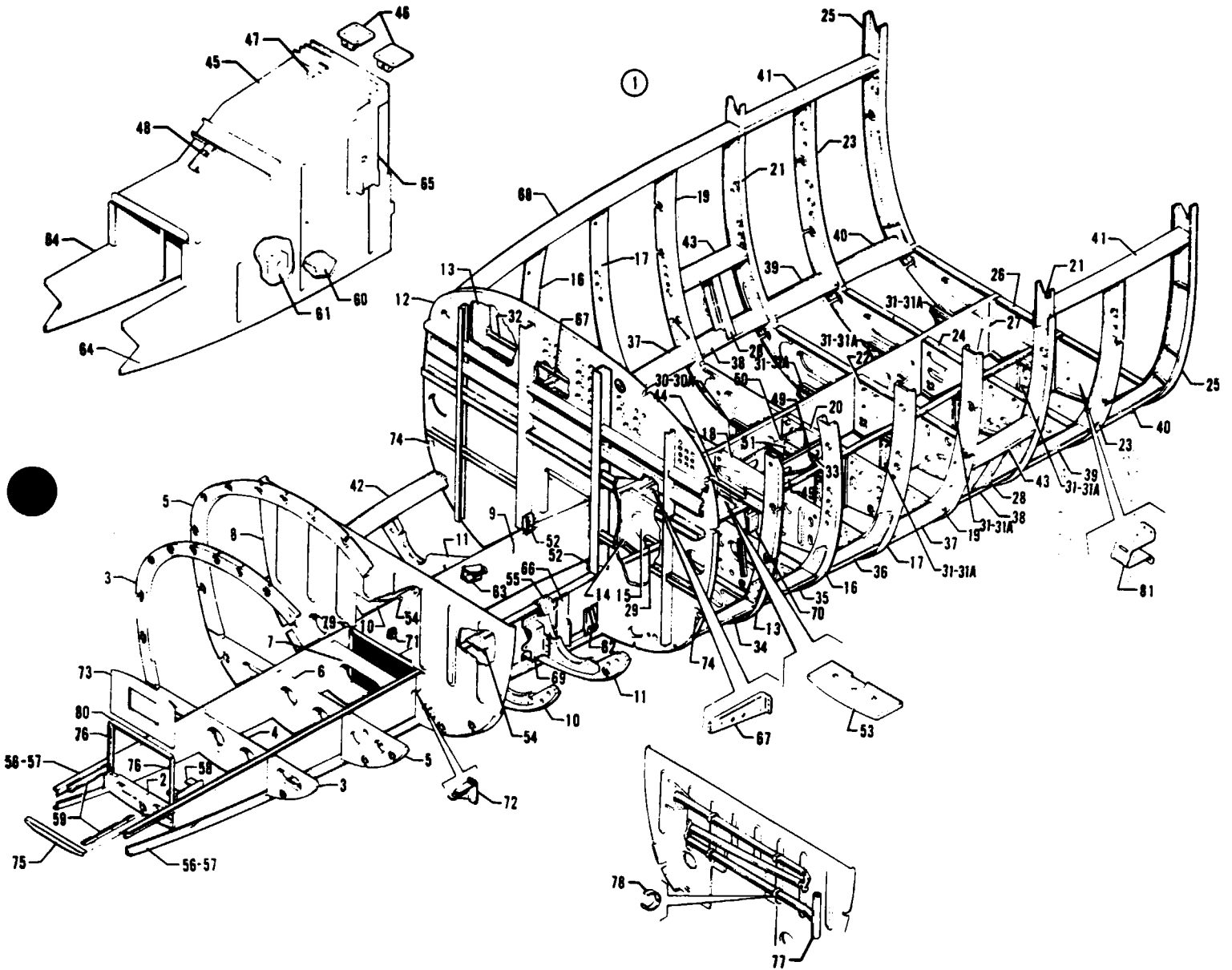


Figure 14A Lower Forward Frame Assembly

PIPER PARTS CATALOG

CODE EXPLANATIONS FOR FIGURE 14A

A - See Figure 15A for component parts

B - Used on PA-31T2 with serial numbers 31T-8166058, 31T-8166063 to 31T-8166076 inclusive, 31T-1166001 and up

C - Used on PA-31T2 with serial numbers 31T-8166049, 31T-8166074 to 31T-8166076 inclusive, 31T-1166001 and up

PIPER PARTS CATALOG

Figure and Index Number	Part Number	Code	NOMENCLATURE	No Req	SERIAL NUMBERS AFFECTED
14A-1	29684-04		FRAME ASSEMBLY - Lower forward fuselage	1	
-2	50057-00		* BULKHEAD - Fuselage, lower, Sta -15	1	
-3	45324-02		* BULKHEAD - Fuselage, left, Sta 0	1	
	45324-04		* BULKHEAD - Fuselage, right, Sta 0	1	
-4	45324-03		* BULKHEAD - Fuselage, center, Sta 0	1	
-5	45337-03		* BULKHEAD - Fuselage, left, Sta 13	1	
	29863-02		* BULKHEAD ASSEMBLY - Fuselage, right, Sta 13	1	
-6	45337-04		* BULKHEAD - Fuselage, center, Sta 13	1	
-7	45346-00		* BULKHEAD - Fuselage, center, Sta 22	1	
-8	29621-04		* BULKHEAD ASSEMBLY - Fuselage, Sta 25 6	1	
-9	81218-02		* CLIP ASSEMBLY - ECU mounting	1	
-10	45360-02		* BULKHEAD - Fuselage, left, Sta 35	1	
	45361-02		* BULKHEAD - Fuselage, right, Sta 35	1	
-11	45372-02		* BULKHEAD - Fuselage, left, Sta 46	1	
	29675-02		* BULKHEAD ASSEMBLY - Fuselage, right, Sta 46	1	
-12	29652-02	A	* BULKHEAD ASSEMBLY - Fuselage (complete), Sta 57	1	
-13	45090-10		* BULKHEAD ASSEMBLY - Fuselage, left, Sta 66 5	1	
	45090-39		* BULKHEAD ASSEMBLY - Fuselage, right, Sta 66 5	1	
-14	29402-02		* BULKHEAD ASSEMBLY - Fuselage, Sta 72 25	1	
-15	29402-04		* * PLATE - Cover	1	
-16	45100-14		* BULKHEAD ASSEMBLY - Fuselage, left, Sta 76	1	
	45100-19		* BULKHEAD ASSEMBLY - Fuselage, right, Sta 76	1	
-17	45111-05		* BULKHEAD ASSEMBLY - Fuselage, left, Sta 87 5	1	
	45111-19		* BULKHEAD ASSEMBLY - Fuselage, right, Sta 87 5	1	
-18	45111-26		* BULKHEAD ASSEMBLY - Fuselage, center, Sta 87 5	1	
-19	29399-02		* BULKHEAD ASSEMBLY - Fuselage, left, Sta 99	1	
	29399-03		* BULKHEAD ASSEMBLY - Fuselage, right, Sta 99	1	
-20	45123-06		* BULKHEAD ASSEMBLY - Fuselage, center, Sta 99	1	
-21	29417-22		* BULKHEAD ASSEMBLY - Fuselage, left, Sta 111	1	
	29417-23		* BULKHEAD ASSEMBLY - Fuselage, right, Sta 111	1	
-22	29417-14		* BULKHEAD ASSEMBLY - Fuselage, center, Sta 111	1	
-23	29423-02		* BULKHEAD ASSEMBLY - Fuselage, left Sta 123	1	
	29423-04		* BULKHEAD ASSEMBLY - Fuselage, right, Sta 123	1	
-24	29423-03		* BULKHEAD ASSEMBLY - Fuselage, center, Sta 123	1	
-25	45135-10		* BULKHEAD ASSEMBLY - Fuselage, left, Sta 135	1	
	45135-09		* BULKHEAD ASSEMBLY - Fuselage, right, Sta 135	1	
-26	40994-17		* BULKHEAD ASSEMBLY - Fuselage, center, Sta 135	1	
-27	45551-00		* BULKHEAD ASSEMBLY - Fuselage, Sta 131 5	1	
-28	29353-02		* BULKHEAD ASSEMBLY - Front spar attachment, left	1	
	29353-03		* BULKHEAD ASSEMBLY - Front spar attachment, right	1	
-29	45451-00		* BULKHEAD - Wheel well support, left, Sta 66 5	1	
	45451-01		* BULKHEAD - Wheel well support, right, Sta 66 5	1	
-30	29422-02		* BULKHEAD ASSEMBLY - Seat track support, left, Sta 93 26	1	
	47058-04		* BULKHEAD ASSEMBLY - Seat track support, right Sta 93 26	1	
-30a	406 789		* * NUT - Anchor, seat track (136R-02)	2	
-31	29421-02		* BULKHEAD ASSEMBLY - Seat track support, left Sta 104 5, Sta 117 26 and Sta 128 68	3	
	45393-05		* BULKHEAD ASSEMBLY - Seat track support, right Sta 104 5, Sta 117 26 and Sta 128 68	3	
-31a	406 789		* * NUT - Anchor, seat track (136R-02)	2	
-32	45517-08		* CHANNEL ASSEMBLY - Brake fitting support, Sta 66 5	1	
-33	40964-00		* CHANNEL - Guide, Sta 99	1	
-34	45032-02		* CHANNEL - Floorboard support, left, Sta 57 to Sta 66 5	1	
	45032-01		* CHANNEL - Floorboard support, right, Sta 57 to Sta 66 5	1	

When ordering, always specify Part Number, Description and Serial Number of Aircraft

PIPER PARTS CATALOG

Figure and Index Number	Part Number	Code	NOMENCLATURE	No Req	SERIAL NUMBERS AFFECTED
14A-35	45029-00		* CHANNEL - Floorboard support, left, Sta 66 5 to Sta 76	1	
	45029-01		* CHANNEL - Floorboard support, right, Sta 66 5 to Sta 76	1	
-36	29407-02		* CHANNEL - Floorboard support, left, Sta 76 to Sta 87 5	1	
	29407-03		* CHANNEL - Floorboard support, right, Sta 76 to Sta 87 5	1	
-37	29403-02		* CHANNEL - Floorboard support, left, Sta 87 5 to Sta 99	1	
	29403-03		* CHANNEL - Floorboard support, right, Sta 87 5 to Sta 99	1	
-38	29398-04		* CHANNEL - Floorboard support, left, Sta 99 to Sta 111	1	
	29398-05		* CHANNEL - Floorboard support, right, Sta 99 to Sta 111	1	
-39	29322-04		* CHANNEL - Floorboard support, left, Sta 111 to Sta 123	1	
	29322-05		* CHANNEL - Floorboard support, right, Sta 111 to Sta 123	1	
-40	29401-02		* CHANNEL - Floorboard support, left, Sta 123 to Sta 135	1	
	29401-03		* CHANNEL - Floorboard support, right, Sta 123 to Sta 135	1	
-41	29428-02		* CHANNEL - Fuselage, left, Sta 111 to Sta 135	1	
	29428-03		* CHANNEL - Fuselage, right, Sta 111 to Sta 135	1	
-42	45247-00		* CHANNEL - Fuselage, left, Sta 22 to Sta 57	1	
	45247-01		* CHANNEL - Fuselage, right, Sta 22 to Sta 57	1	
-43	29362-02		* CHANNEL - Front spar attachment, left, Sta 99 to Sta 111	1	
	29362-03		* CHANNEL - Front spar attachment, right, Sta 99 to Sta 111	1	
-44	29413-02		* CHANNEL ASSEMBLY - Floorboard support, center, Sta 81	1	
-45	29443-02		* PLATE ASSEMBLY - Nose gear cover, top	1	
-46	40985-00		* * BRACKET - Nose gear actuator, right	1	
	29459-02		* * BRACKET - Nose gear actuator, left	1	
-47	29693-02		* * BRACKET ASSEMBLY - Unlock actuator	1	
-48	402 030		* * BOLT - Eye (AN42B-3A)	1	
	407 564		* * WASHER - (AN960-10)	1	
	404 887		* * NUT - (MS20365-1032C)	1	
-49	40947-04		* BRACKET - Hydraulic hand pump, left	1	
	81753-02		* BRACKET ASSEMBLY - Hydraulic hand pump, right	1	31T-8166001 to 31T-8166057 incl. 31T-8166059 to 31T-8166062 incl
	01257-02	B	* BRACKET ASSEMBLY - Hydraulic hand pump, right	1	
-50	29717-02		* BULKHEAD ASSEMBLY - Compressed gas cylinder support, Sta 87 5 to Sta 99, B L 1 90, right	1	31T-8166001 to 31T-8166057 incl. 31T-8166059 to 31T-8166062 incl
	01258-02	B	* BULKHEAD ASSEMBLY - Compressed gas cylinder support, Sta 87 5 to Sta 99, B L 1 90, right	1	
-51	81377-02		* BRACKET ASSEMBLY - Compressed gas cylinder support, forward	1	31T-8166001 to 31T-8166004 incl
	81377-05		* BRACKET ASSEMBLY - Compressed gas cylinder support, forward	1	31T-8166005 to 31T-8166062 incl
	81378-02		* BRACKET ASSEMBLY - Compressed gas cylinder support, aft,	1	31T-8166001 to 31T-8166004 incl
	81378-05		* BRACKET ASSEMBLY - Compressed gas cylinder support, aft	1	31T-8166005 to 31T-8166062 incl
-52	81588-02		* BRACKET - Nose gear cover, left	1	
	81588-03		* BRACKET - Nose gear cover, right	1	

When ordering, always specify Part Number, Description and Serial Number of Aircraft

PIPER PARTS CATALOG

Figure and Index Number	Part Number	Code	NOMENCLATURE	No Req.	SERIAL NUMBERS AFFECTED
14A-53	47137-00		* BRACKET ASSEMBLY - Trim drum mounting	1	
-54	45063-00		* CLIP - Bulkhead attachment, left, Sta 35	1	
	45058-00		* CLIP - Bulkhead attachment, right, Sta 35	1	
-55	45374-00		* CLIP - Bulkhead attachment, left, Sta 46	1	
-56	45433-06		* BEAM ASSEMBLY - Longitudinal, complete, left	1	
	45433-07		* BEAM ASSEMBLY - Longitudinal, complete, right	1	
-57	29312-02		* * BEAM ASSEMBLY - Longitudinal, left	1	
	29312-03		* * BEAM ASSEMBLY - Longitudinal, right	1	
-58	41439-00		* * * BRACKET - Power receptacle mounting, left	1	
-59	50459-00		* * * ANGLE ASSEMBLY - Battery shelf support, left	1	
	50459-01		* * * ANGLE ASSEMBLY - Battery shelf support, right	1	
-60	40620-00		* BRACKET - Spring attachment, left	1	
	40620-01		* BRACKET - Spring attachment, right	1	
-61	41033-00		* FITTING ASSEMBLY - Nose gear door actuator, Sta 39	1	
-62	45194-00		* BRACKET ASSEMBLY - Nose gear door hinge, forward	2	
	45194-01		* BRACKET ASSEMBLY - Nose gear door hinge, aft	2	
-63	40998-00		* STOP ASSEMBLY - Nose gear down lock	2	
-64	45341-00		* PLATE ASSEMBLY - Nose gear cover, side, left	1	
	45341-11		* PLATE ASSEMBLY - Nose gear cover, side, right	1	
-65	46867-00		* CHANNEL - Wheel well reinforcement, left	1	
-66	46907-00		* BRACKET - Drag link reinforcement, left	1	
	41054-01		* BRACKET - Drag link reinforcement, right	1	
-67	45887-00		* BRACKET - Brake fitting support, left, Sta 57 to Sta 66 5	1	
	45887-01		* BRACKET - Brake fitting support, right, Sta 57 to Sta 66 5	1	
-68	45055-00		* CHANNEL - Fuselage, left, Sta 57 to Sta 111	1	
	45055-01		* CHANNEL - Fuselage, right, Sta 57 to Sta 111	1	
-69	46949-00		* BRACKET - Nose gear steering pulley, left	1	
-70	47041-00		* BRACKET - Nose gear steering pulley, left	1	
-71	40617-00		* BRACKET ASSEMBLY - Stop	2	
-72	29690-05		BRACKET ASSEMBLY - Oxygen cable mounting, Sta 22 50	1	
-73	29341-02		COVER ASSEMBLY - Radar access, Sta -13	1	
-74	47480-00		PLATE - Stringer seal	4	
-75	50540-02		ANGLE ASSEMBLY - Battery shelf support	1	
-76	50950-00		ANGLE ASSEMBLY - Battery box support, left	1	
	50950-01		ANGLE ASSEMBLY - Battery box support, right	1	
-77	47353-00		TOW BAR ASSEMBLY	1	
-78	454 982		CLIP - (C4956-020-16)	4	
-79	29839-02		SCREEN ASSEMBLY - Wheel well air inlet	1	
-80	50072-00		ANGLE - Battery shelf support	1	
-81	55676-02	C	BRACKET - Blower solenoid valve mounting	1	

When ordering, always specify Part Number, Description and Serial Number of Aircraft

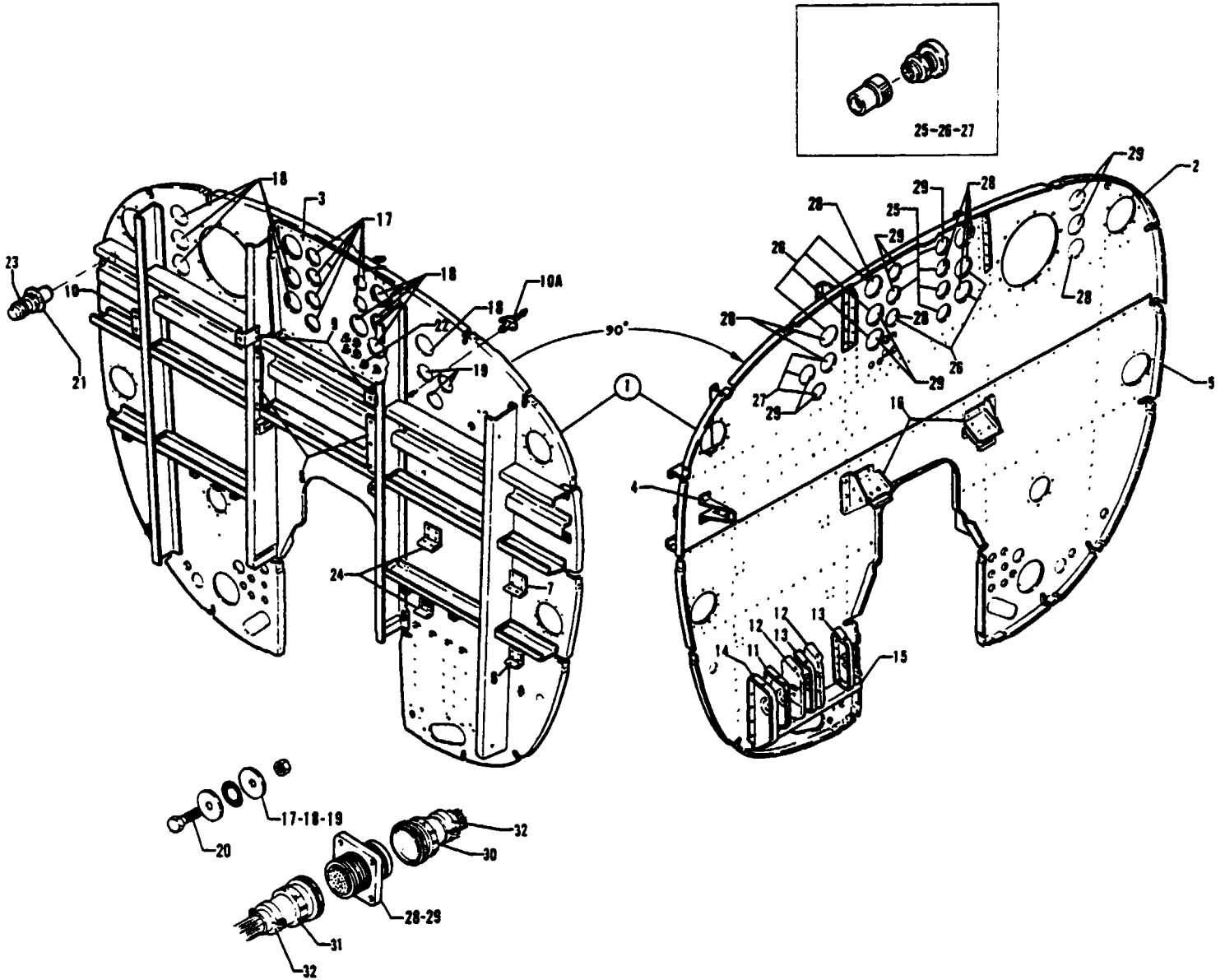


Figure 15. Pressure Bulkhead Assembly

PIPER PARTS CATALOG

CODE EXPLANATIONS FOR FIGURE 15

- A - Used on PA-31T only
- B - Used on PA-31T1 only
- C - Used on PA-31T with serial numbers 31T-7820087 and up, and PA-31T1 with serial numbers 31T-7804005 to 31T-8104101 inclusive
- D - Used on PA-31T with serial numbers 31T-7400002 to 31T-7920052 inclusive, 31T-7920054 to 31T-7920082 inclusive, and PA-31T1 with serial numbers 31T-7804001 to 31T-7904045 inclusive
- E - Used on PA-31T with serial numbers 31T-7920053, 31T-7920083 and up, and PA-31T1 with serial numbers 31T-7904046 to 31T-8304003 inclusive, 31T-1104004 and up
- F - Used on PA-31T with serial numbers 31T-7620024 and up, and PA-31T1 with serial numbers 31T-7804001 to 31T-8104101 inclusive
- G - See Figure 72A if pressure driven directional gyro and/or attitude gyro is installed
- H - Used on PA-31T with serial numbers 31T-7620024 to 31T-7820086 inclusive, and PA-31T1 with serial numbers 31T-7804001 to 31T-7804004 inclusive
- J - Used on PA-31T1 with serial numbers 31T-8304001 to 31T-8304003 inclusive, 31T-1104004 and up
- K - Used on PA-31T1 with serial numbers 31T-8304001 to 31T-8304003 inclusive, 31T-1104004 to 31T-1104009 inclusive

PIPER PARTS CATALOG

Figure and Index Number	Part Number	Code	NOMENCLATURE	No. Req.	SERIAL NUMBERS AFFECTED
15-1	50481-00	A	BULKHEAD ASSEMBLY - Fuselage, pressure (complete) Sta 81	1	31T-7400002 to 31T-7620023 incl
	50481-03	H	BULKHEAD ASSEMBLY - Fuselage, pressure (complete) Sta 81	1	
	50481-04	C	BULKHEAD ASSEMBLY - Fuselage, pressure (complete) Sta 81	1	
	50481-08	K	BULKHEAD ASSEMBLY - Fuselage, pressure (complete) Sta 81	1	
	50481-10	B	BULKHEAD ASSEMBLY - Fuselage, pressure (complete) Sta 81	1	31T-1104010 and up
-2	45281-04	A	* BULKHEAD ASSEMBLY - Upper, Sta 81	1	31T-7400002 to 31T-7620023 incl
	54565-05	H	* BULKHEAD ASSEMBLY - Upper, Sta 81	1	
	54565-09	C	* BULKHEAD ASSEMBLY - Upper, Sta 81	1	
	01644-06	K	* BULKHEAD ASSEMBLY - Upper, Sta 81	1	
	01709-04	B	* BULKHEAD ASSEMBLY - Upper, Sta 81	1	31T-1104010 and up
-3	45169-00	A	* * PLATE - Bulkhead reinforcement	1	31T-7400002 to 31T-7620023 incl
	54568-02	H	* * PLATE - Bulkhead reinforcement	1	
	54568-03	C	* * PLATE - Bulkhead reinforcement	1	
	29646-02	K	* * PLATE - Bulkhead reinforcement	1	
	01712-03	B	* * PLATE - Bulkhead reinforcement	1	31T-1104010 and up
-4	45854-00		* * BRACKET - Brake valve mounting	1	
-5	50480-00	A	* BULKHEAD ASSEMBLY - Lower, Sta 81	1	31T-7400002 to 31T-7620023 incl
	50480-04	F	* BULKHEAD ASSEMBLY - Lower, Sta 81	1	
	50480-08	J	* BULKHEAD ASSEMBLY - Lower, Sta 81	1	
-6	46167-00	A	* * BRACKET - Radio support	1	31T-7400002 to 31T-7620023 incl
-7	46564-00	A	* * BRACKET - Radio support	1	31T-7400002 to 31T-7620023 incl
-8	46460-00		* ANGLE ASSEMBLY - Air and fluid lines attachment, left	1	
	46460-01		* ANGLE ASSEMBLY - Air and fluid lines attachment, right	1	
-9	46734-00		* CLIP - Heater tube attachment	2	
-10	47346-00		* BRACKET ASSEMBLY - Tube support block	1	
-10a	51784-02	D	* FITTING ASSEMBLY - Instrument air outlet	1	
	49679-02	E.G	* FITTING ASSEMBLY - Instrument air outlet	1	
-11	40999-03		BRACKET - Pulley	1	
-12	45157-00		BRACKET ASSEMBLY - Pulley	2	
-13	45157-01		BRACKET ASSEMBLY - Pulley	2	
-14	45158-00		BRACKET ASSEMBLY - Pulley	1	
-15	40937-02		BRACKET - Pulley support	1	
-16	48611-00		BRACKET - Rudder cable pulley, left	1	
	48611-01		BRACKET - Rudder cable pulley, right	1	
-17	46374-02	A	RETAINER - Bulkhead seal (2 00" dia)	6	31T-7400002 to 31T-7620023 incl
	85012-114	A	WASHER	6	31T-7400002 to 31T-7620023 incl
	484 809	A	"O" RING - (MS28775-128)	6	31T-7400002 to 31T-7620023 incl
-18	46374-03	A	RETAINER - Bulkhead seal (2 38" dia)	10	31T-7400002 to 31T-7620023 incl
	85012-113	A	WASHER	10	31T-7400002 to 31T-7620023 incl
	484 810	A	"O" RING - (MS28775-134)	10	31T-7400002 to 31T-7620023 incl
-19	46374-05	A	RETAINER - Bulkhead seal (2 12" dia)	3	31T-7400002 to 31T-7620023 incl
	49981-02	A	WASHER	3	31T-7400002 to 31T-7620023 incl
	484 813	A	"O" RING - (MS28775-130)	3	31T-7400002 to 31T-7620023 incl
-20	400 440		BOLT - (AN3-6A)	17	
	404 887		NUT - (MS20365-1032C)	17	
-21	40849-19		PLACARD - "Cabin Pressure Test"	1	
-22	400 438		BOLT - (AN3-4A)	7	
	407 800		WASHER - (AN970-3)	14	
	404 887		NUT - (MS20365-1032C)	7	

When ordering, always specify Part Number, Description and Serial Number of Aircraft

PIPER PARTS CATALOG

Figure and Index Number	Part Number	Code	NOMENCLATURE	No. Req	SERIAL NUMBERS AFFECTED
15-23	491 060		UNION - (AN832-4D)	1	
	454 173		CAP ASSEMBLY - (AN929-4)	1	
	477 618		NUT - (AN924-4D)	1	
-24	46167-00		BRACKET - Radio support	2	
-25	484 263	A	RECEPTACLE - (BFR22-14P-1) (19 Pins)	6	31T-7400002 to 31T-7620023 incl
	581 573	A	PLUG - (CA106BR22-14S)	6	31T-7400002 to 31T-7620023 incl
-26	484 264	A	RECEPTACLE - (BFR28-2009-51P-1) (43 Pins)	7	31T-7400002 to 31T-7620023 incl
	581 606	A	PLUG - (CA3106ER28-2009-51S)	7	31T-7400002 to 31T-7620023 incl
-27	484 265	A	RECEPTACLE - (BFR24-28P-1) (24 Pins)	3	31T-7400002 to 31T-7620023 incl
	581 571	A	PLUG - (CA3106BR24-28S)	3	31T-7400002 to 31T-7620023 incl
-28	556 142	H	CONNECTOR - Pressure bulkhead (207363-1) (63 Pins)	8	
-29	556 143	H	CONNECTOR - Pressure bulkhead (207364-1) (37 Pins)	11	
-30	555 811	H	CONNECTOR - Pressure bulkhead, inside (206370-1) (37 Pins)	11	
	555 812	H	CONNECTOR - Pressure bulkhead, inside (206378-1) (63 Pins)	8	
-31	555 810	H	CONNECTOR - Pressure bulkhead, outside (206369-1) (37 Pins)	11	
	555 813	H	CONNECTOR - Pressure bulkhead, outside (206377-1) (63 Pins)	8	
-32	555 845	H	CLAMP - Connector, pressure bulkhead (206138-1)	AR	

When ordering, always specify Part Number, Description and Serial Number of Aircraft

THIS PAGE INTENTIONALLY LEFT BLANK

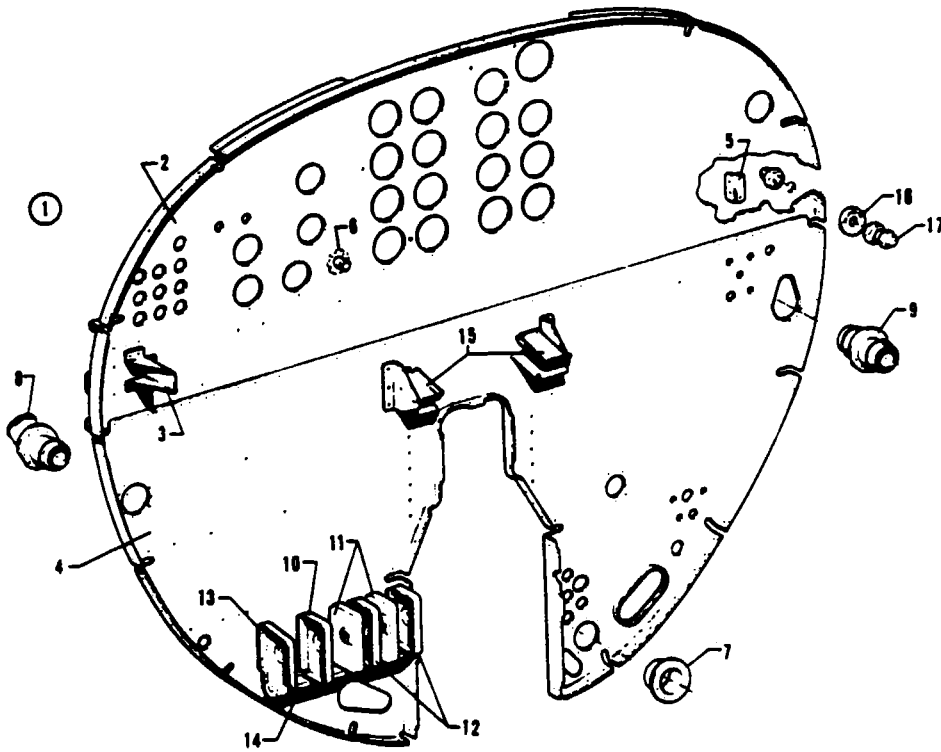


Figure 15A. Pressure Bulkhead Assembly

PIPER PARTS CATALOG

CODE EXPLANATIONS FOR FIGURE 15A

A - See Figure 72A if pressure driven directional gyro and/or attitude gyro is installed.

PIPER PARTS CATALOG

Figure and Index Number	Part Number	Code	NOMENCLATURE	No. Req.	SERIAL NUMBERS AFFECTED
15A-1	29652-02		BULKHEAD ASSEMBLY - Fuselage, pressure (complete) Sta. 57	1	
-2	29654-02		* BULKHEAD ASSEMBLY - Upper, Sta. 57	1	
-3	45854-00		* * BRACKET ASSEMBLY - Brake valve mounting	1	
-4	29653-02		* BULKHEAD ASSEMBLY - Lower, Sta. 57	1	
-5	47348-00		* BRACKET ASSEMBLY - Tube support block	1	
-6	49679-02	A	* FITTING ASSEMBLY - Instrument air outlet	1	
-7	70676-02		* FITTING ASSEMBLY - Bleed air	1	
-8	48090-00		TUBE ASSEMBLY - Cabin air inlet, left	1	
-9	50486-00		TUBE ASSEMBLY - Cabin air inlet, right	1	
-10	40999-03		BRACKET - Pulley	1	
-11	45157-00		BRACKET ASSEMBLY - Pulley	2	
-12	45157-01		BRACKET ASSEMBLY - Pulley	2	
-13	45158-00		BRACKET ASSEMBLY - Pulley	1	
-14	40937-02		BRACKET ASSEMBLY - Pulley support	1	
-15	48611-00		BRACKET - Rudder cable pulley, left	1	
	48611-01		BRACKET - Rudder cable pulley, right	1	
-16	40849-19		PLACARD - "Cabin Pressure Test"	1	
-17	491 080		UNION - (AN832-4D)	1	
	454 173		CAP ASSEMBLY - (AN929-4)	1	
	477 618		NUT - (AN924-4D)	1	

When ordering, always specify Part Number, Description and Serial Number of Aircraft

PIPER PARTS CATALOG

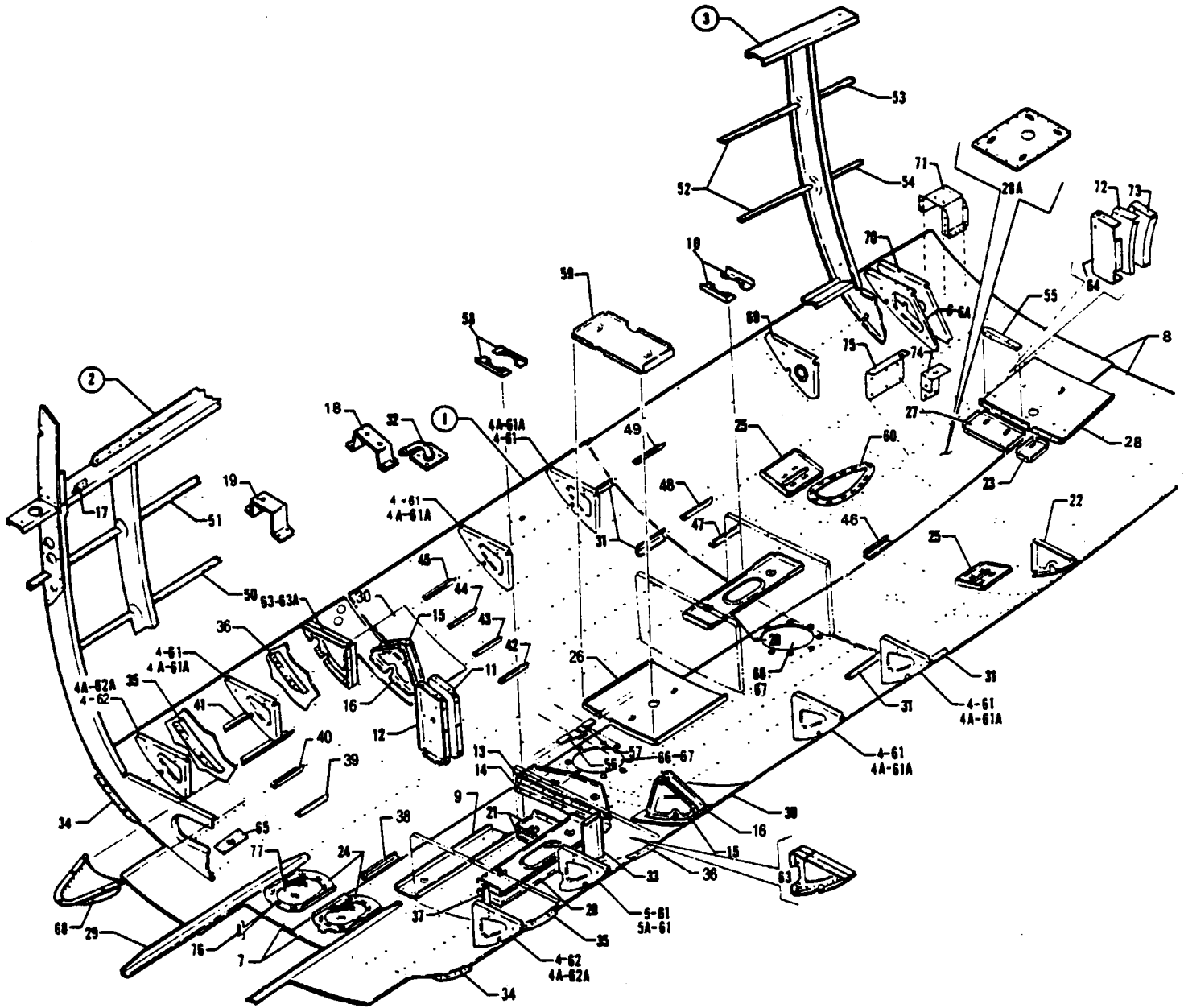


Figure 16. Lower Rear Section Assembly

REVISED: MAY 1983

PA-31T
PA-31T1
PA-31T2

PIPER PARTS CATALOG

CODE EXPLANATIONS FOR FIGURE 16

- A - Used on PA-31T only
- B - Used on PA-31T1 only
- C - Used on PA-31T2 only
- D - Incorporates (8) anchor nuts
- E - Incorporates (6) anchor nuts
- F - See Figure 18 for component parts
- G - Used on PA-31T with serial numbers 31T-8020001 and up, PA-31T1 with serial numbers 31T-8004001 to 31T-8304003 inclusive, 31T-1104004 and up, and PA-31T2
- H - Used on PA-31T with serial numbers 31T-7720001 and up, and PA-31T1
- J - Used on PA-31T with serial numbers 31T-7400002 to 31T-7920052 inclusive, 31T-7920054 to 31T-7920082 inclusive, and PA-31T1 with serial numbers 31T-7804001 to 31T-7904045 inclusive
- K - Used on PA-31T with serial numbers 31T-7920053, 31T-7920083 and up, PA-31T1 with serial numbers 31T-7904046 to 31T-8304003 inclusive, 31T-1104004 and up, and PA-31T2
- L - Used on PA-31T with serial numbers 31T-7400002 to 31T-7920094 inclusive, and PA-31T1 with serial numbers 31T-7804001 to 31T-7904057 inclusive
- M - Used on PA-31T with serial numbers 31T-8020001 and up, and PA-31T1 with serial numbers 31T-8004001 to 31T-8304003 inclusive, 31T-1104004 and up
- N - Used on PA-31T with serial numbers 31T-8020070 and up, and PA-31T1 with serial numbers 31T-8004035 to 31T-8104101 inclusive
- O - See Figure 17 for component parts
- P - Used if radar altimeter is not installed
- Q - Used if Collins ADF-60A is installed
- R - Used on PA-31T with serial numbers 31T-8020001 and up, and PA-31T1 with serial numbers 31T-8004001 to 31T-8104101 inclusive
- S - Used on PA-31T with serial numbers 31T-8020001 and up, and PA-31T1 with serial numbers 31T-8004001 to 31T-8104101 inclusive, and PA-31T2
- T - Used on PA-31T, PA-31T1 with serial numbers 31T-7804001 to 31T-8104101 inclusive, and PA-31T2
- U - Used on PA-31T, PA-31T1 with serial numbers 31T-7804001 to 31T-8304002 inclusive, and PA-31T2 with serial numbers 31T-8166001 to 31T-8166073 inclusive
- V - Used on PA-31T1 with serial numbers 31T-8304001 to 31T-8304003 inclusive, 31T-1104004 and up

PIPER PARTS CATALOG

Figure and Index Number	Part Number	Code	NOMENCLATURE	No Req	SERIAL NUMBERS AFFECTED
16-1	45407-02	L	SECTION ASSEMBLY - Lower rear fuselage	1	
	29141-02	R	SECTION ASSEMBLY - Lower rear fuselage	1	
	01753-05	V	SECTION ASSEMBLY - Lower rear fuselage	1	
	29141-04	C	SECTION ASSEMBLY - Lower rear fuselage	1	
-2	45527-04	L.O	* FRAME ASSEMBLY - Lower fuselage cabin, center	1	
	45527-05	M.O	* FRAME ASSEMBLY - Lower fuselage cabin, center	1	
	45527-06	C.O	* FRAME ASSEMBLY - Lower fuselage cabin, center	1	
-3	45613-02	F.L	* FRAME ASSEMBLY - Lower fuselage cabin, rear	1	
	45613-03	F.S	* FRAME ASSEMBLY - Lower fuselage cabin, rear	1	
	01737-03	F.V	* FRAME ASSEMBLY - Lower fuselage cabin, rear	1	
-4	45395-00	L	* BULKHEAD ASSEMBLY - Outboard, seat track support, left	3	
	45395-01	L	* BULKHEAD ASSEMBLY - Outboard, seat track support, right	4	
-4a	406 789		* * NUT - Anchor, seat track (136R-02)	1	
-5	45395-04	L	* BULKHEAD ASSEMBLY - Outboard, seat track support, left, Sta 156 92	1	
-5a	406 789		* * NUT - Anchor, seat track (136R-02)	1	
-6	45766-00	L	* BULKHEAD ASSEMBLY - Outboard, seat track support, right, Sta 236 19	1	
	29156-02	G	* BULKHEAD ASSEMBLY - Outboard, seat track support, right, Sta 236 10	1	
-6a	406 812		* * NUT - Anchor, seat track (NAS687A3K)	1	
-7	45407-04		* SKIN ASSEMBLY - Fuselage, bottom, left, Sta 135 to Sta 203	1	
	45407-03		* SKIN ASSEMBLY - Fuselage, bottom, right, Sta 135 to Sta 203	1	
-8	45152-00		* SKIN - Fuselage, bottom, left, Sta 203 to Sta 244	1	
	45153-00		* SKIN - Fuselage, bottom, right, Sta 203 to Sta 244	1	
-9	42345-00	U	* BRACKET ASSEMBLY - Marker beacon mounting	1	
-10	51779-02	U	* BRACKET ASSEMBLY - Antenna mounting, front, Sta 194 86	1	
	51779-03	U	* BRACKET ASSEMBLY - Antenna mounting, rear, Sta 201 794	1	
-11	41049-04		* BRACKET ASSEMBLY - Aileron cable pulley, rear	1	
-12	41049-02		* BRACKET ASSEMBLY - Aileron cable pulley, front	1	
-13	41163-00		* BRACKET ASSEMBLY - Aileron pulley, upper, Sta 162 6	1	
-14	41299-00		* BRACKET ASSEMBLY - Aileron pulley, lower, Sta 162 6	1	
-15	42978-00		* BRACKET ASSEMBLY - Aileron balance cable pulley, left forward and right rear	2	
-16	42978-01		* BRACKET ASSEMBLY - Aileron balance cable pulley, right forward and left rear	2	
-17	47337-00		* BRACKET ASSEMBLY - Divider panel retainer, left	1	
-18	50441-00		* BRACKET ASSEMBLY - Pneumatic regulator	1	
-19	50924-00	A,B	* BRACKET ASSEMBLY - Pneumatic system accumulator	1	
-20	41106-00		* BRACKET - Elevator pulley, left	2	
	41106-01		* BRACKET - Elevator pulley, right	2	
-21	41120-04		* BRACKET - Rudder cable pulley, left	1	
	41120-02		* BRACKET - Rudder cable pulley, right	1	
-22	48101-00	T	* BULKHEAD - Fuselage, Sta 222 19	1	
	02026-02	V	* BULKHEAD - Fuselage, Sta 222 19	1	
-23	46046-00	A	* PLATE ASSEMBLY - Antenna reinforcement	1	31T-7400002 to 31T-7520023 incl
-24	41427-00		* PLATE ASSEMBLY - Access hole reinforcement	2	
-25	43845-00	A	* PLATE ASSEMBLY - Reinforcement, left, Sta 215	1	31T-7400002 to 31T-7820021 incl
	43845-01	A	* PLATE ASSEMBLY - Reinforcement, right, Sta 215	1	31T-7400002 to 31T-7820021 incl
-26	45732-00	D.L	* PLATE ASSEMBLY - Antenna reinforcement, Sta 181	1	
	45732-03	E.L	* PLATE ASSEMBLY - Antenna reinforcement, Sta 181	1	

When ordering, always specify Part Number, Description and Serial Number of Aircraft

PIPER PARTS CATALOG

Figure and Index Number	Part Number	Code	NOMENCLATURE	No. Req.	SERIAL NUMBERS AFFECTED
16-27	46058-00	A	* PLATE ASSEMBLY - Antenna reinforcement	1	31T-7400002 to 31T-7520023 incl
-28	45727-00	A	* PLATE ASSEMBLY - Antenna reinforcement	1	31T-7400002 to 31T-7520023 incl.
-28a	54558-02	A	* PLATE ASSEMBLY - Antenna reinforcement	1	31T-7520024 to 31T-7820021 incl.
-29	41066-00		* ANGLE ASSEMBLY - Longitudinal beam reinforcement, left	2	
	41066-01		* ANGLE ASSEMBLY - Longitudinal beam reinforcement, right	1	
-30	42979-00		* PLATE - Fuselage reinforcement, Sta. 174	2	
-31	45376-00		* PLATE - Splice, lower fuselage	5	
-32	50920-00	J	* TUBE ASSEMBLY - Ejector exhaust	1	
	49618-02	K	* TUBE ASSEMBLY - Ejector exhaust	1	
-33	42079-00		* REINFORCEMENT - Pulley bracket, Sta. 162.6	1	
-34	45705-00		* ANGLE - Wing fillet attachment, left, Sta. 140	1	
	45705-01		* ANGLE - Wing fillet attachment, right, Sta. 140	1	
-35	45710-00		* ANGLE - Wing fillet attachment, left, Sta. 151.3	1	
	45710-01		* ANGLE - Wing fillet attachment, right, Sta. 151.3	1	
-36	45713-00		* ANGLE - Wing fillet attachment, left, Sta. 162.6	1	
	45713-01		* ANGLE - Wing fillet attachment, right, Sta. 162.6	1	
-37	41898-00		* ANGLE - Bulkhead reinforcement	1	
-38	48626-00		* STRINGER - Fuselage, lower cabin, Sta. 140 to Sta. 203, B.L.O.	1	
-39	45758-00		* STRINGER - Fuselage, lower cabin, left, Sta. 140 to Sta. 174	1	
	45758-01		* STRINGER - Fuselage, lower cabin, right, Sta. 140 to Sta. 174	1	
-40	45759-00		* STRINGER - Fuselage, lower cabin, left, Sta. 140 to Sta. 174	1	
	45759-01		* STRINGER - Fuselage, lower cabin, right, Sta. 140 to Sta. 174	1	
-41	45760-00	L	* STRINGER - Fuselage, lower cabin, left, Sta. 140 to Sta. 174	2	
	29149-02	G	* STRINGER - Fuselage, lower cabin, left, Sta. 140 to Sta. 174	2	
	45760-01	L	* STRINGER - Fuselage, lower cabin, right, Sta. 140 to Sta. 174	2	
	29149-03	G	* STRINGER - Fuselage, lower cabin, right, Sta. 140 to Sta. 174	2	
-42	45761-00		* STRINGER - Fuselage, lower cabin, left, Sta. 174 to Sta. 203	1	
	45761-01		* STRINGER - Fuselage, lower cabin, right, Sta. 174 to Sta. 203	1	
-43	45762-00		* STRINGER - Fuselage, lower cabin, left, Sta. 174 to Sta. 200	1	
	45762-01		* STRINGER - Fuselage, lower cabin, right, Sta. 174 to Sta. 200	1	
-44	45763-00	L	* STRINGER - Fuselage, lower cabin, left, Sta. 174 to Sta. 203	1	
	29151-02	G	* STRINGER - Fuselage, lower cabin, left, Sta. 174 to Sta. 203	1	
	45763-01	L	* STRINGER - Fuselage, lower cabin, right, Sta. 174 to Sta. 203	1	
	29151-03	G	* STRINGER - Fuselage, lower cabin, right, Sta. 174 to Sta. 203	1	

When ordering, always specify Part Number, Description and Serial Number of Aircraft

PIPER PARTS CATALOG

Figure and Index Number	Part Number	Code	NOMENCLATURE	No. Req.	SERIAL NUMBERS AFFECTED
16-45	45764-00	L	* STRINGER - Fuselage, lower cabin, left, Sta 174 to Sta 200 85	1	
	29150-02	G	* STRINGER - Fuselage, lower cabin, left, Sta 174 to Sta 200 85	1	
	45764-01	L	* STRINGER - Fuselage, lower cabin, right, Sta 174 to Sta 200 85	1	
	29150-03	G	* STRINGER - Fuselage, lower cabin, right, Sta 174 to Sta 200 85	1	
-46	45765-08		* STRINGER - Fuselage, lower cabin, Sta. 209 to Sta 244, B L O	1	
-47	45765-03		* STRINGER - Fuselage, lower cabin, right, Sta 203 to Sta 215	1	
-48	45765-04		* STRINGER - Fuselage, lower cabin, left, Sta 200 to Sta 244	1	
	45765-05		* STRINGER - Fuselage, lower cabin, right, Sta 200 to Sta 244	1	
-49	45765-06		* STRINGER - Fuselage, lower cabin, left, Sta. 200 to Sta 244	1	
	45765-07	T	* STRINGER - Fuselage, lower cabin, right, Sta. 200 to Sta.244	1	
	45765-09	V	* STRINGER - Fuselage, lower cabin, right, Sta 200 to Sta 244	1	
-50	45978-00		* STRINGER - Fuselage, left, Sta 140 to Sta 174, W L -7 25	1	
	45978-01		* STRINGER - Fuselage, right, Sta 140 to Sta 174, W L -7 25	1	
-51	45979-00		* STRINGER - Fuselage, left, Sta 140 to Sta 174, W L -1 38	1	
	45979-01		* STRINGER - Fuselage, right, Sta 140 to Sta 174, W L -1 38	1	
-52	45977-00		* STRINGER - Fuselage, left, Sta 174 to Sta 215	2	
	45976-00		* STRINGER - Fuselage, right, Sta 174 to Sta 215	2	
-53	46025-03		* STRINGER - Fuselage, right side	1	
-54	46025-02		* STRINGER - Fuselage, right side	1	
-55	42825-00		* BRACKET - Tube retaining	1	
-56	45640-00		* BRACKET ASSEMBLY - Beam attachment, left front	1	
	45640-01		* BRACKET ASSEMBLY - Beam attachment, right front	1	
-57	45640-01		* BRACKET ASSEMBLY - Beam attachment, left rear	1	
	45640-00		* BRACKET ASSEMBLY - Beam attachment, right rear	1	
-58	51779-02	U	* BRACKET ASSEMBLY - Antenna mounting, front, Sta 164 27	1	
	51779-03	U	* BRACKET ASSEMBLY - Antenna mounting, rear, Sta 171 35	1	
-59	55218-02	H,Q	* PLATE ASSEMBLY - Antenna doubler	1	
-60	43888-00		* PLATE ASSEMBLY - Relief tube venturi attachment	1	
-61	49188-02	G	* BULKHEAD ASSEMBLY - Outboard, seat track support	6	
-61a	406 789		* * NUT - Anchor, seat track (136R-02)	1	
-62	49188-07	G	* BULKHEAD ASSEMBLY - Outboard, seat track support, left	1	
	49188-12	G	* BULKHEAD ASSEMBLY - Outboard, seat track support, right	1	
-62a	406 789		* * NUT - Anchor, seat track (136R-02)	1	
-63	29218-02	G	* BULKHEAD ASSEMBLY - Outboard, seat track support, left, Sta 168 25	1	
	29215-02	G	* BULKHEAD ASSEMBLY - Outboard, seat track support, right, Sta 168 25	1	
-63a	406 789		* * NUT - Anchor, seat track (136R-02)	1	
-64	29169-02	G	* BRACKET ASSEMBLY - Seat support	1	
-65	43599-00	N	* BRACKET - Antenna mounting	1	

When ordering, always specify Part Number, Description and Serial Number of Aircraft

PIPER PARTS CATALOG

Figure and Index Number	Part Number	Code	NOMENCLATURE	No. Req.	SERIAL NUMBERS AFFECTED
16-66	81823-02	P,U	* COVER PLATE - Access	2	
-67	411 531	P,U	* SCREW - (MS35207-262)	16	
-68	18412-02	C	* VENT - Pneumatic system intercooler exhaust	1	
-69	01723-02	V	* BULKHEAD ASSEMBLY - Outboard, seat support, right, Sta 226 56	1	
-70	01726-02	V	* BULKHEAD ASSEMBLY - Outboard, seat support, right, Sta 239 69	1	
-71	01729-02	V	* BRACKET ASSEMBLY - Seat support, outboard right, Sta 239 69 to Sta 244	1	
-72	01728-02	V	* BRACKET ASSEMBLY - Seat support, inboard right, Sta 239 25	1	
-73	01727-02	V	* BRACKET ASSEMBLY - Seat support, inboard right, Sta 244	1	
-74	01733-02	V	* BRACKET ASSEMBLY - Seat support, inboard right, Sta 224 5	1	
-75	01722-02	V	* ANGLE ASSEMBLY - Seat support	1	
-76	414 762		SCREW - (MS24693-S51)	16	
-77	20370-02		COVER PLATE - Access	2	

When ordering, always specify Part Number, Description and Serial Number of Aircraft

PIPER PARTS CATALOG

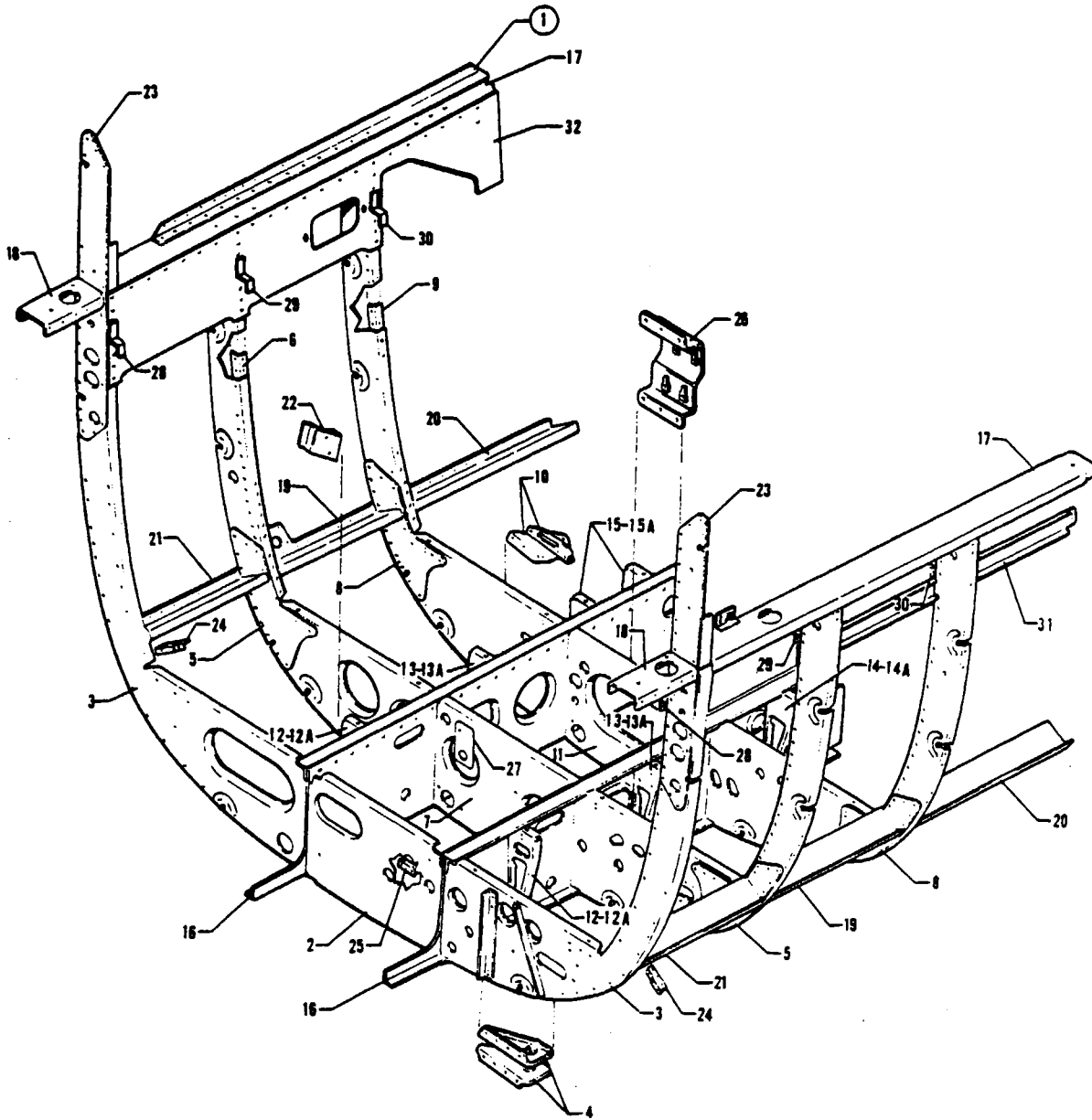


Figure 17 Lower Center Frame Assembly

REVISED: MAY 1983

1E10

PA-31T
PA-31T1
PA-31T2

PIPER PARTS CATALOG

CODE EXPLANATIONS FOR FIGURE 17

- A - Used on PA-31T only
- B - Used on PA-31T1 only
- C - Used on PA-31T2 only
- D - Used on PA-31T with serial numbers 31T-7400002 to 31T-7920094 inclusive, and PA-31T1 with serial numbers 31T-7804001 to 31T-7904067 inclusive
- E - Used on PA-31T with serial numbers 31T-8020001 and up, and PA-31T1 with serial numbers 31T-8004001 to 31T-8304003 inclusive, 31T-1104004 and up
- F - Used on PA-31T with serial numbers 31T-8020001 and up, PA-31T1 with serial numbers 31T-8004001 to 31T-8304003 inclusive, 31T-1104004 and up, and PA-31T2
- G - Used on PA-31T2 with serial numbers 31T-8166054 to 31T-8166076 inclusive, 31T-1166001 and up
- H - Used on PA-31T2 with serial numbers 31T-8166005 to 31T-8166076 inclusive, 31T-1166001 and up

PIPER PARTS CATALOG

Figure and Index Number	Part Number	Code	NOMENCLATURE	No. Req.	SERIAL NUMBERS AFFECTED
17-1	45527-04	D	FRAME ASSEMBLY - Fuselage cabin, lower, center	1	
	45527-05	E	FRAME ASSEMBLY - Fuselage cabin, lower, center	1	
	45527-06	C	FRAME ASSEMBLY - Fuselage cabin, lower, center	1	
-2	40995-13		* BULKHEAD ASSEMBLY - Fuselage, center, Sta 140	1	
-3	45140-02		* BULKHEAD ASSEMBLY - Fuselage, left, Sta 140	1	
	45140-03		* BULKHEAD ASSEMBLY - Fuselage, right, Sta 140	1	
-4	41120-04		* * BRACKET - Pulley, inboard, left	1	
	41120-03		* * BRACKET - Pulley, outboard, left	1	
-5	45151-02		* BULKHEAD ASSEMBLY - Fuselage, bottom, left, Sta 151 3	1	
	45151-04		* BULKHEAD ASSEMBLY - Fuselage, bottom, right, Sta 151 3	1	
-6	45204-00		* * ANGLE - Bulkhead reinforcement, left	1	
	45204-01		* * ANGLE - Bulkhead reinforcement, right	1	
-7	45151-09	A,B	* BULKHEAD ASSEMBLY - Fuselage, center, Sta 151 3	1	
	45151-21	C	* BULKHEAD ASSEMBLY - Fuselage, center, Sta 151 3	1	
-8	45162-02		* BULKHEAD ASSEMBLY - Fuselage, bottom, left, Sta 162 6	1	
	45162-04	A,B	* BULKHEAD ASSEMBLY - Fuselage, bottom, right, Sta 162 6	1	
	45162-23	C	* BULKHEAD ASSEMBLY - Fuselage, bottom, right, Sta 162 6	1	
-9	45204-00		* * ANGLE - Bulkhead reinforcement, left	1	
	45204-01		* * ANGLE - Bulkhead reinforcement, right	1	
-10	40944-00		* * BRACKET - Aileron trim pulley, lower right, Sta 162 6	1	
	40945-00		* * BRACKET - Aileron trim pulley, upper right, Sta 162 6	1	
-11	45162-06		* BULKHEAD ASSEMBLY - Fuselage, center, Sta 162 6	1	
-12	45550-00	D	* BULKHEAD ASSEMBLY - Seat track support, left inboard, Sta 145 62	1	
	49187-02	F	* BULKHEAD ASSEMBLY - Seat track support, left inboard, Sta 145 62	1	
	45398-02	D	* BULKHEAD ASSEMBLY - Seat track support, right inboard, Sta 145 62	1	
	49192-02	F	* BULKHEAD ASSEMBLY - Seat track support, right inboard, Sta 145 62	1	
-12a	406 789		* * NUT - Anchor, seat track (136R-02)	1	
-13	45397-00	D	* BULKHEAD ASSEMBLY - Seat track support, left inboard, Sta 156 92	1	
	49187-04	F	* BULKHEAD ASSEMBLY - Seat track support, left inboard, Sta 156 92	1	
	45398-03	D	* BULKHEAD ASSEMBLY - Seat track support, right inboard, Sta 156 92	1	
	49192-03	F	* BULKHEAD ASSEMBLY - Seat track support, right inboard, Sta 156 92	1	
-13a	406 789		* * NUT - Anchor, seat track (136R-02)	1	
-14	45550-00	D	* BULKHEAD ASSEMBLY - Seat track support, left inboard, Sta 168 25	1	
	49187-02	F	* BULKHEAD ASSEMBLY - Seat track support, left inboard, Sta 168 25	1	
-14a	406 789		* * NUT - Anchor, seat track (136R-02)	1	
-15	45398-06	D	* BULKHEAD ASSEMBLY - Seat track support, right inboard, Sta 169 66	1	
	49192-04	F	* BULKHEAD ASSEMBLY - Seat track support, right inboard, Sta 166 50 and Sta 169 66	2	
-15a	406 789		* * NUT - Anchor, seat track (136R-02)	1	

When ordering, always specify Part Number, Description and Serial Number of Aircraft

PIPER PARTS CATALOG

Figure and Index Number	Part Number	Code	NOMENCLATURE	No. Req.	SERIAL NUMBERS AFFECTED
17-16	41119-14	D	* BEAM ASSEMBLY - Longitudinal, left, Sta 135 to Sta 174	1	
	49194-02	F	* BEAM ASSEMBLY - Longitudinal, left, Sta 135 to Sta 174	1	
	41119-15	D	* BEAM ASSEMBLY - Longitudinal, right, Sta 135 to Sta 174	1	
	49194-03	F	* BEAM ASSEMBLY - Longitudinal, right, Sta 135 to Sta 174	1	
-17	45010-00		* CHANNEL - Fuselage, left, Sta 140 to Sta 174	1	
	45061-05		* CHANNEL - Fuselage, right, Sta 140 to Sta 174	1	
-18	45057-00		* CHANNEL - Fuselage, left, Sta 135 to Sta 140	1	
	45057-03		* CHANNEL - Fuselage, right, Sta 135 to Sta 140	1	
-19	45019-00		* CHANNEL - Floorboard support, left, Sta 151 3 to Sta 162 6	1	
	45019-03		* CHANNEL - Floorboard support, right, Sta 151 3 to Sta 162 6	1	
-20	45024-00		* CHANNEL - Floorboard support, left, Sta 162 6 to Sta 174	1	
	45024-01		* CHANNEL - Floorboard support, right, Sta 162 6 to Sta 174	1	
-21	45033-00		* CHANNEL - Floorboard support, left, Sta 140 to Sta 151 3	1	
	45033-01		* CHANNEL - Floorboard support, right, Sta 140 to Sta 151 3	1	
-22	50440-00	A,B	* BRACKET ASSEMBLY - Pneumatic check valve mounting	1	
-23	45212-00		* PLATE - Bulkhead doubler, Sta 140	2	
-24	45026-00		* ANGLE - Channel attachment, left	1	
	45026-01		* ANGLE - Channel attachment, right	1	
-25	47143-00		* BRACKET - De-icer tee	1	
-26	50409-00		* BRACKET ASSEMBLY - De-icer equipment	1	
-27	45527-07	G	* BRACKET - Gyro ejector	1	
-28	46976-02	A	BRACKET - Sidewall armrest mounting, Sta 140	2	31T-7400002 to 31T-7620010 incl
-29	46976-02	A	BRACKET - Sidewall armrest mounting, Sta 153 3	2	31T-7400002 to 31T-7620010 incl
-30	46976-02	A	BRACKET - Sidewall armrest mounting, Sta 162 6	2	31T-7400002 to 31T-7620010 incl
-31	81429-02	C	CHANNEL ASSEMBLY - Fuselage, left, Sta 151 3 to Sta 173	1	31T-8166001 to 31T-8166004 incl
	81429-04	H	CHANNEL ASSEMBLY - Fuselage, left, Sta 151 3 to Sta 173	1	
-32	45038-00	A,B	GUSSET - Fuselage, lower, Sta 140 to Sta 174	1	
	81558-02	C	GUSSET - Fuselage, lower, Sta 140 to Sta 174	1	

When ordering, always specify Part Number, Description and Serial Number of Aircraft

PIPER PARTS CATALOG

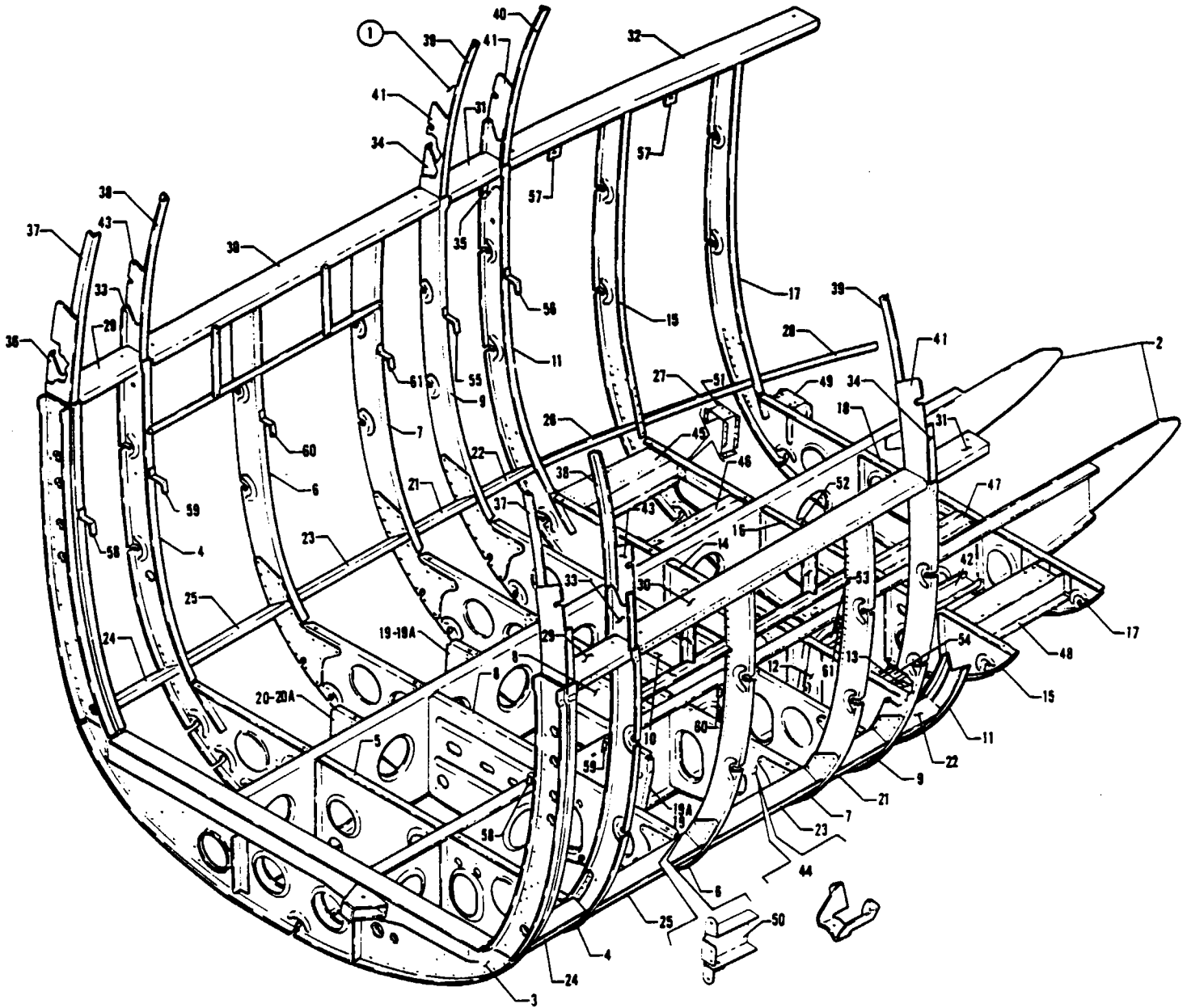


Figure 18 Lower Rear Frame Assembly

REVISED: MAY 1983

1E14

PA-31T
PA-31T1
PA-31T2

PIPER PARTS CATALOG

CODE EXPLANATIONS FOR FIGURE 18

- A - Used on PA-31T only
- B - Used on PA-31T1 with serial numbers 31T-8304001 to 31T-8304003 inclusive, 31T-1104004 and up
- C - Used on PA-31T with serial numbers 31T-7400002 to 31T-7920094 inclusive, and PA-31T1 with serial numbers 31T-7804001 to 31T-7904057 inclusive
- D - Used on PA-31T with serial numbers 31T-8020001 and up, PA-31T1 with serial numbers 31T-8004001 to 31T-8304003 inclusive, 31T-1104004 and up, and PA-31T2
- E - Used on PA-31T with serial numbers 31T-7820014 and up, PA-31T1 with serial numbers 31T-7804001 to 31T-8104101 inclusive, and PA-31T2
- F - Used on PA-31T with serial numbers 31T-8020001 and up, PA-31T1 with serial numbers 31T-8004001 to 31T-8104101 inclusive, and PA-31T2
- G - Used on PA-31T with serial numbers 31T-7620011 and up, PA-31T1, and PA-31T2

PIPER PARTS CATALOG

Figure and Index Number	Part Number	Code	NOMENCLATURE	No Req	SERIAL NUMBERS AFFECTED
18-1	45613-02	C	FRAME ASSEMBLY - Fuselage cabin, lower, rear	1	
	45613-03	F	FRAME ASSEMBLY - Fuselage cabin, lower, rear	1	
	01737-03	B	FRAME ASSEMBLY - Fuselage cabin, lower, rear	1	
-2	45037-00	C	* BEAM ASSEMBLY - Longitudinal, left, Sta 174 to Sta 244	1	
	45037-10	D	* BEAM ASSEMBLY - Longitudinal, left, Sta 174 to Sta 244	1	
	45037-01	C	* BEAM ASSEMBLY - Longitudinal, right, Sta 174 to Sta 244	1	
	45037-15	F	* BEAM ASSEMBLY - Longitudinal, right, Sta 174 to Sta 244	1	
	45037-21	B	* BEAM ASSEMBLY - Longitudinal, right Sta 174 to Sta 244	1	
-3	45174-00		* BULKHEAD ASSEMBLY - Fuselage, bottom, Sta 174	1	
-4	45181-02		* BULKHEAD ASSEMBLY - Fuselage, bottom, left, Sta 181	1	
	45181-04		* BULKHEAD ASSEMBLY - Fuselage, bottom, right, Sta 181	1	
-5	45181-06		* BULKHEAD ASSEMBLY - Fuselage, bottom, center, Sta 181	1	
-6	45191-02		* BULKHEAD ASSEMBLY - Fuselage, bottom, left, Sta 191 7	1	
	45191-03		* BULKHEAD ASSEMBLY - Fuselage, bottom, right, Sta 191 7	1	
-7	45203-02	C	* BULKHEAD ASSEMBLY - Fuselage, bottom, left, Sta 203	1	
	45203-22	D	* BULKHEAD ASSEMBLY - Fuselage, bottom, left, Sta 203	1	
	45203-03	C	* BULKHEAD ASSEMBLY - Fuselage, bottom, right, Sta 203	1	
	45203-23	D	* BULKHEAD ASSEMBLY - Fuselage, bottom, right, Sta 203	1	
-8	45203-07		* BULKHEAD ASSEMBLY - Fuselage, bottom, center, Sta 191 7 and Sta 203	2	
-9	45209-02	C	* BULKHEAD ASSEMBLY - Fuselage, bottom, left, Sta 209 5	1	
	45209-10	D	* BULKHEAD ASSEMBLY - Fuselage, bottom, left, Sta 209 5	1	
	45209-03	C	* BULKHEAD ASSEMBLY - Fuselage, bottom, right, Sta 209 5	1	
	45209-11	D	* BULKHEAD ASSEMBLY - Fuselage, bottom, right, Sta 209 5	1	
-10	45210-00		* BULKHEAD - Fuselage, bottom, center, Sta 209 5	1	
-11	45215-02	C	* BULKHEAD ASSEMBLY - Fuselage, bottom, left, Sta 215	1	
	45215-12	F	* BULKHEAD ASSEMBLY - Fuselage, bottom, left, Sta 215	1	
	45215-16	B	* BULKHEAD ASSEMBLY - Fuselage, bottom, left, Sta 215	1	
	45217-00	C	* BULKHEAD ASSEMBLY - Fuselage, bottom, right, Sta 215	1	
	45217-05	D	* BULKHEAD ASSEMBLY - Fuselage, bottom, right, Sta 215	1	
-12	40759-00		* BRACKET - Rudder cable pulley, left	1	
-13	45351-00	C	* ANGLE - Floorboard support, left	1	
-14	45216-02		* BULKHEAD - Fuselage, bottom, center, Sta 215	1	
-15	45224-02	C	* BULKHEAD - Fuselage, bottom, left, Sta 224 5	1	
	45224-21	F	* BULKHEAD - Fuselage, bottom, left, Sta 224 5	1	
	45224-23	B	* BULKHEAD ASSEMBLY - Fuselage, bottom, left, Sta 224 5	1	
	45224-07	C	* BULKHEAD ASSEMBLY - Fuselage, bottom, right, Sta 224 5	1	
	45224-17	F	* BULKHEAD ASSEMBLY - Fuselage, bottom, right, Sta 224 5	1	
	01717-02	B	* BULKHEAD ASSEMBLY - Fuselage, bottom, right, Sta 224 5	1	
-16	45224-03	C	* BULKHEAD - Fuselage, bottom, center, Sta 224 5	1	
	45224-22	D	* BULKHEAD - Fuselage, bottom, center, Sta 224 5	1	
-17	45234-02	C	* BULKHEAD - Fuselage, bottom, left, Sta 234	1	
	45234-15	D	* BULKHEAD - Fuselage, bottom, left, Sta 234	1	
	45234-05	C	* BULKHEAD ASSEMBLY - Fuselage, bottom, right, Sta 234	1	
	45234-17	D	* BULKHEAD ASSEMBLY - Fuselage, bottom, right, Sta 234	1	
-18	45234-03	C	* BULKHEAD - Fuselage, bottom, center, Sta 234	1	
	45234-13	D	* BULKHEAD ASSEMBLY - Fuselage, bottom, center, Sta 234	1	
-19	45550-00	C	* BULKHEAD ASSEMBLY - Seat track support, left inboard, Sta 197 35	1	
	49187-03	D	* BULKHEAD ASSEMBLY - Seat track support, left inboard, Sta 197 35	1	
	45398-02	C	* BULKHEAD ASSEMBLY - Seat track support, right inboard, Sta 197 35	1	
	49192-05	D	* BULKHEAD ASSEMBLY - Seat track support, right, inboard, Sta 197 35	1	
-19a	406 789		* NUT - Anchor, seat track (136R-02)	1	

When ordering, always specify Part Number, Description and Serial Number of Aircraft

PIPER PARTS CATALOG

Figure and Index Number	Part Number	Code	NOMENCLATURE	No. Req	SERIAL NUMBERS AFFECTED
18-20	49189-02	D	* BULKHEAD ASSEMBLY - Seat track support, left inboard, Sta 185 75	1	
	45398-02	C	* BULKHEAD ASSEMBLY - Seat track support, right inboard, Sta 185 75	1	
	49192-05	D	* BULKHEAD ASSEMBLY - Seat track support, right inboard, Sta 185 75	1	
-20a	406 789		* * NUT - Anchor, seat track (136R-02)	1	
-21	45001-00		* CHANNEL - Floorboard support, left, Sta 203 to Sta 209 5	1	
	45001-01		* CHANNEL - Floorboard support, right, Sta 203 to Sta 209 5	1	
-22	45002-00		* CHANNEL - Floorboard support, left, Sta 209 5 to Sta 215	1	
	45006-00		* CHANNEL - Floorboard support, right, Sta 209 5 to Sta 215	1	
-23	45019-00		* CHANNEL - Floorboard support, left, Sta 191 7 to Sta 203	1	
	45049-01		* CHANNEL - Floorboard support, right, Sta 191 7 to Sta 203	1	
-24	45047-00		* CHANNEL - Floorboard support, left, Sta 174 to Sta 181	1	
	45047-01		* CHANNEL - Floorboard support, right, Sta 174 to Sta 181	1	
-25	45048-00		* CHANNEL - Floorboard support, left, Sta 181 to Sta 191 7	1	
	45048-01		* CHANNEL - Floorboard support, right, Sta 181 to Sta 191 7	1	
-26	45052-00		* CHANNEL - Floorboard support, right, Sta 215 to Sta 224 5	1	
-27	45054-00		* CHANNEL - Floorboard support, right, Sta 224 5 to Sta 234	1	
-28	45082-00		* CHANNEL - Floorboard support, right, Sta 234 to Sta 244	1	
-29	45065-00		* CHANNEL - Fuselage, left, Sta 174 to Sta 181	1	
	45066-00		* CHANNEL - Fuselage, right, Sta 174 to Sta 181	1	
-30	45068-00		* CHANNEL - Fuselage, left, Sta 181 to Sta 209 5	1	
	45068-01		* CHANNEL - Fuselage, right, Sta 181 to Sta 209 5	1	
-31	45072-00		* CHANNEL - Fuselage, left, Sta 209 5 to Sta 215	1	
	45073-00		* CHANNEL - Fuselage, right, Sta 209 5 to Sta 215	1	
-32	45077-00		* CHANNEL - Fuselage, left, Sta 215 to Sta 244	1	
-33	45020-00		* CHANNEL - Bulkhead splice, left, Sta 181	1	
	45020-01		* CHANNEL - Bulkhead splice, right, Sta 181	1	
-34	45020-01		* CHANNEL - Bulkhead splice, left, Sta 209 5	1	
	45020-00		* CHANNEL - Bulkhead splice, right, Sta 209 5	1	
-35	45020-01		* CHANNEL - Bulkhead splice, right, Sta 215	1	
-36	45051-00		* CHANNEL - Bulkhead splice, left, Sta 174	1	
	45079-00		* CHANNEL - Bulkhead splice, right, Sta 174	1	
-37	45046-00		* ANGLE - Bulkhead reinforcement, left, Sta 174	1	
	45046-01		* ANGLE - Bulkhead reinforcement, right, Sta 174	1	
-38	45185-00		* ANGLE - Bulkhead reinforcement, left, Sta 181	1	
	45185-01		* ANGLE - Bulkhead reinforcement, right, Sta 181	1	
-39	45185-01		* ANGLE - Bulkhead reinforcement, left, Sta 209 5	1	
	45185-00		* ANGLE - Bulkhead reinforcement, right, Sta 209 5	1	
-40	45185-01		* ANGLE - Bulkhead reinforcement, right, Sta 215	1	
-41	45212-00		* PLATE - Bulkhead doubler, left and right, Sta 209 5, right, Sta 215	3	
-42	45645-00		* CHANNEL - Door frame support, Sta 215, W L 1 75	1	
-43	46914-00		* PLATE - Bulkhead doubler, left and right, Sta 181	2	
-44	50471-00	A	* BRACKET - Door seal inflation valve support	1	31T-7400002 to 31T-7820013 incl
	55676-02	E	* BRACKET - Door seal inflation valve support	1	
-45	29158-02	F	* CHANNEL ASSEMBLY - Seat support, Sta 215 to Sta 224 5	1	
	01725-02	B	* CHANNEL ASSEMBLY - Seat support, Sta 215 to Sta 224 5	1	
-46	29165-02	F	* CHANNEL ASSEMBLY - Seat support, Sta 215 to Sta 224 5	1	
	29165-06	B	* CHANNEL ASSEMBLY - Seat support, Sta 215 to Sta 224 5	1	
-47	29159-02	D	* CHANNEL ASSEMBLY - Seat support, Sta 224 5 to Sta 234	1	
-48	29162-02	D	* CHANNEL ASSEMBLY - Seat support, Sta 224 5 to Sta 234	1	
-49	29155-02	D	* BRACKET ASSEMBLY - Seat support	1	
-50	47196-00	B	* BRACKET ASSEMBLY - Pressure storage can	1	
-51	01724-02	B	* BRACKET ASSEMBLY - Seat support, outboard right Sta 224 5	1	
-52	01734-02	B	* BRACKET ASSEMBLY - Seat support, inboard right Sta 224 5	1	

When ordering, always specify Part Number, Description and Serial Number of Aircraft

PIPER PARTS CATALOG

Figure and Index Number	Part Number	Code	NOMENCLATURE	No. Req.	SERIAL NUMBERS AFFECTED
18-53	02014-02	B	* CHANNEL ASSEMBLY - Seat track support, Sta 215 to Sta 224 5	1	
-54	02022-02	B	* CHANNEL ASSEMBLY - Seat track support, Sta 215 to Sta 224 5	1	
-55	46976-03	A	BRACKET - Armrest mounting, Sta 215	1	31T-7400002 to 31T-7620010 incl
-56	46976-04	A	BRACKET - Armrest mounting, Sta 224 5	1	31T-7400002 to 31T-7620010 incl
-57	49109-02	G	PLATE ASSEMBLY - Toilet back	2	
-58	46976-02	A	BRACKET - Armrest mounting Sta 174	2	31T-7400002 to 31T-7620010 incl
-59	46976-02	A	BRACKET - Armrest mounting, Sta 181	2	31T-7400002 to 31T-7620010 incl
-60	46976-02	A	BRACKET - Armrest mounting, Sta 191 7	2	31T-7400002 to 31T-7620010 incl
-61	46976-02	A	BRACKET - Armrest mounting, Sta 203	2	31T-7400002 to 31T-7620010 incl

When ordering, always specify Part Number, Description and Serial Number of Aircraft

PIPER PARTS CATALOG

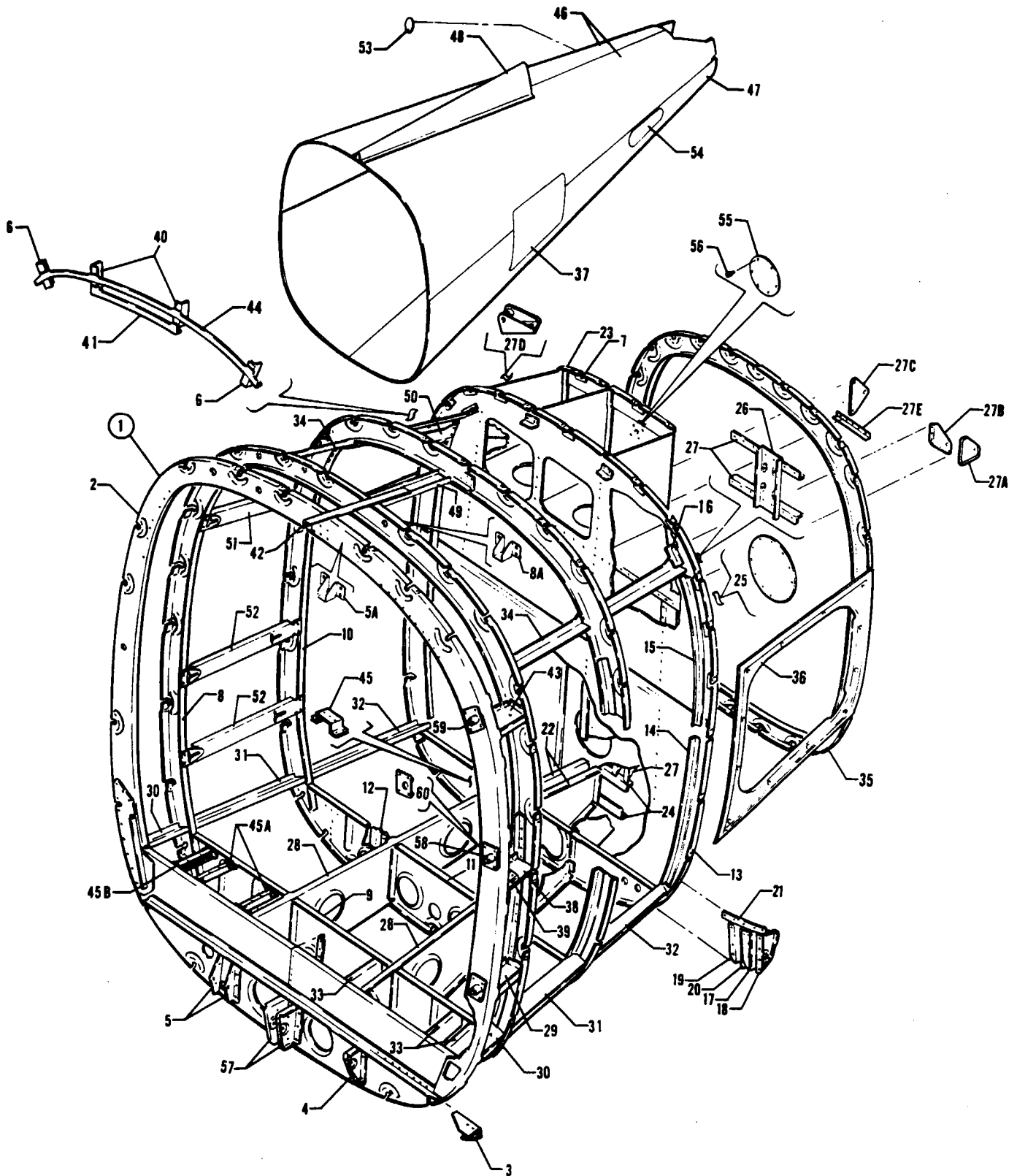


Figure 19 Aft Section (Sta 243 38 to Sta 352)
(No Cargo Door Version)

REVISED MARCH 1984

PIPER PARTS CATALOG

CODE EXPLANATIONS FOR FIGURE 19

- A - Used on PA-31T only
- B - Used on PA-31T1 only
- C - Used on PA-31T2 only
- D - Used on PA-31T with serial numbers 31T-7820001 to 31T-7820092 inclusive, and PA-31T1 with serial numbers 31T-7804001 to 31T-7804011 inclusive, 31T-8004037 to 31T-8104101 inclusive
- E - Used on PA-31T with serial numbers 31T-7620010 and up, PA-31T1, and PA-31T2
- F - Used on PA-31T with serial numbers 31T-7920001 and up, PA-31T1 with serial numbers 31T-7904001 to 31T-8004036 inclusive, and PA-31T2
- G - Used on PA-31T with serial numbers 31T-7400002 to 31T-7920094 inclusive, and PA-31T1 with serial numbers 31T-7804001 to 31T-7904057 inclusive
- H - Used on PA-31T with serial numbers 31T-8020001 and up, PA-31T1 with serial numbers 31T-8004001 to 31T-8304003 inclusive, 31T-1104004 and up, and PA-31T2
- J - Used on PA-31T with serial numbers 31T-8020001 and up, and PA-31T1 with serial numbers 31T-8004001 to 31T-8004036 inclusive
- K - Used on PA-31T with serial numbers 31T-7620035 and up, PA-31T1 and PA-31T2
- L - See Figure 20 for balance of component parts
- M - Used on PA-31T with serial numbers 31T-7620035 and up, and PA-31T1 if step mounted, forward facing toilet seat is not installed
- N - Used on PA-31T, PA-31T1 with serial numbers 31T-7804001 to 31T-8104101 inclusive, and PA-31T2
- O - Used on PA-31T1 with serial numbers 31T-8304001 to 31T-8304003 inclusive, 31T-1104001 and up, and PA-31T2
- P - Used on PA-31T1 if step mounted, forward facing toilet seat is installed, and PA-31T2
- Q - Used on PA-31T1 with serial numbers 31T-8004037 to 31T-8304003 inclusive, 31T-1104004 and up
- R - Used on PA-31T1 with serial numbers 31T-8304001 to 31T-8304003 inclusive, 31T-1104004 and up

PA-31T
PA-31T1
PA-31T2

PIPER PARTS CATALOG

Figure and Index Number	Part Number	Code	NOMENCLATURE	No Req	SERIAL NUMBERS AFFECTED
19-1	45408-02	G,L	AFT SECTION - Fuselage (Sta 243 38 to Sta 352)	1	
	45408-03	J,L	AFT SECTION - Fuselage (Sta 243 38 to Sta 352)	1	
	45408-05	L,Q	AFT SECTION - Fuselage (Sta 243 38 to Sta 352)	1	
	45408-04	C,L	AFT SECTION - Fuselage (Sta 243 38 to Sta 352)	1	
-2	45244-00	N	* BULKHEAD ASSEMBLY - Sta 244	1	
	45244-01	R	* BULKHEAD ASSEMBLY - Sta 244	1	
-3	45225-00		* * BRACKET - Door sill support, Sta 244	1	
-4	40720-00		* * BRACKET - Rudder pulley, Sta 244	1	
-5	40744-02		* * BRACKET - Elevator and rudder pulley, right outboard, Sta 244	1	
	40744-03		* * BRACKET - Elevator and rudder pulley, right inboard,		
-5a	02031-02		* * BRACKET - Curtain attachment, Sta 244	1	
-6	46636-00		* BRACKET ASSEMBLY - Headliner support, left	1	
	46636-01		* BRACKET ASSEMBLY - Headliner support, right	1	
-7	47480-00		* PLATE - Stringer seal	21	
-8	45249-04	G	* BULKHEAD ASSEMBLY - Fuselage, left, Sta 249	1	
	45249-22	H	* BULKHEAD ASSEMBLY - Fuselage, left, Sta 249	1	
	45249-05	A	* BULKHEAD ASSEMBLY - Fuselage, right, Sta 249	1	31T-7400002 to 31T-7620034 incl
	45249-16	M	* BULKHEAD ASSEMBLY - Fuselage, right, Sta 249	1	
	45249-21	P	* BULKHEAD ASSEMBLY - Fuselage, right, Sta 249	1	
-8a	02031-02		* * BRACKET - Curtain attachment, right, Sta 249	1	
-9	45249-11	A	* BULKHEAD ASSEMBLY - Fuselage, center, Sta 249	1	31T-7400002 to 31T-7620034 incl
	45249-12	K	* BULKHEAD ASSEMBLY - Fuselage, center, Sta 249	1	
-10	45261-04		* BULKHEAD ASSEMBLY - Fuselage, left, Sta 261	1	
	45261-05		* BULKHEAD ASSEMBLY - Fuselage, right, Sta 261	1	
-11	45261-11		* BULKHEAD ASSEMBLY - Fuselage, center, Sta 261	1	
-12	47538-00		* * BRACKET - Elevator trim pulley, right inboard	1	
	47539-00		* * BRACKET - Elevator trim pulley, right outboard	1	
-13	45274-06	A	* BULKHEAD ASSEMBLY - Complete, Sta 274	1	31T-7400002 to 31T-7620010 incl
	45274-09	A	* BULKHEAD ASSEMBLY - Complete, Sta 274	1	31T-7620011 to 31T-7720069 incl
	45274-13	D	* BULKHEAD ASSEMBLY - Complete, Sta 274	1	
	45274-14	F	* BULKHEAD ASSEMBLY - Complete, Sta 274	1	
	45274-16	R	* BULKHEAD ASSEMBLY - Complete, Sta 274	1	
-14	45427-04		* * ANGLE - Support, left	1	
	45427-03		* * ANGLE - Support, right	1	
-15	45531-00		* * ANGLE - Support, left	1	
	45531-01		* * ANGLE - Support, right	1	
-16	45486-00		* * ANGLE - Support, left	1	
	45486-01		* * ANGLE - Support, right	1	
-17	40794-02	A	* * BRACKET - Rudder cable pulley, left	1	31T-7400002 to 31T-7620009 incl
	40794-04	E	* * BRACKET - Rudder cable pulley, left	1	
-18	40794-03		* * BRACKET - Rudder cable pulley, left	1	
-19	40795-02		* * BRACKET - Rudder cable pulley, left	1	
-20	40795-03	A	* * BRACKET - Rudder cable pulley, left	1	31T-7400002 to 31T-7620009 incl
	40795-04	E	* * BRACKET - Rudder cable pulley, left	1	
-21	45190-00		* * ANGLE - Pulley bracket support, left	1	
-22	45615-00		* * BRACKET - Pulley, left	1	
	45615-01		* * BRACKET - Pulley, right	1	
-23	45532-00		* * ANGLE - Plenum plate support	1	
-24	45534-00		* * ANGLE - Plenum plate support, upper	1	
	45533-00		* * ANGLE - Plenum plate support, lower	1	
-25	45616-02		* * COVER ASSEMBLY - Plenum access	3	
-26	51535-00		* * BRACKET ASSEMBLY - Actuator, Sta 274	1	
-27	51747-02		* * ANGLE - Bulkhead reinforcement	2	
-27a	51735-02		* * BRACKET - Pulley	1	
-27b	51736-02		* * BRACKET - Pulley	1	
-27c	51737-02		* * PLATE - S A S pulley bracket	1	

When ordering, always specify Part Number, Description and Serial Number of Aircraft

PIPER PARTS CATALOG

Figure and Index Number	Part Number	Code	NOMENCLATURE	No Req.	SERIAL NUMBERS AFFECTED
19-27d	51739-02		* BRACKET ASSEMBLY - S A S cylinder	1	
-27e	51740-02		* ANGLE - S A S pulley reinforcement	1	
-28	45423-00	G	* BULKHEAD ASSEMBLY - Longitudinal, left, Sta 244 to Sta 274	1	
	45423-05	H	* BULKHEAD ASSEMBLY - Longitudinal, left, Sta 244 to Sta 274	1	
	45423-01	A	* BULKHEAD - Longitudinal, right, Sta 244 to Sta 274	1	
	45423-07	B.C	* BULKHEAD - Longitudinal, right, Sta 244 to Sta 274	1	
-29	45496-00		* CHANNEL - Door frame support	1	
-30	45631-00		* CHANNEL - Floorboard support, left, Sta 244 to Sta 249	1	
	45687-00		* CHANNEL - Floorboard support, right, Sta 244 to Sta 249	1	
-31	45340-00		* CHANNEL - Floorboard support, left, Sta 249 to Sta 261	1	
	45685-00		* CHANNEL - Floorboard support, right, Sta 249 to Sta 261	1	
-32	45632-00		* CHANNEL - Floorboard support, left, Sta 261 to Sta 274	1	
	45630-00		* CHANNEL - Floorboard support, right, Sta 261 to Sta 274	1	
-33	45689-00	G	* CHANNEL ASSEMBLY - Seat support, Sta 244 to Sta 249	3	
	29157-02	H	* CHANNEL ASSEMBLY - Seat support, Sta 244 to Sta 249	3	
-34	47700-00		* ANGLE - Headliner attachment, left	1	
	47700-01	N	* ANGLE - Headliner attachment, right	1	
-35	45296-05		* BULKHEAD ASSEMBLY - Aft fuselage, Sta 296	1	
-36	45891-04		* FRAME ASSEMBLY - Aft fuselage, access area, left, Sta 274 to Sta 296	1	
	45891-05		* FRAME ASSEMBLY - Aft fuselage, access area, right, Sta 274 to Sta 296	1	
-37	45904-00		* COVER ASSEMBLY - Aft fuselage, access area, left	1	
	45904-01		* COVER ASSEMBLY - Aft fuselage, access area, right	1	
-38	45738-00		* CHANNEL - Door frame reinforcement, Sta 244	1	
-39	45739-00		* ANGLE - Door retaining block support, Sta 244	1	
-40	46636-02		* BRACKET - Coat hanger support, left	1	
	46636-03		* BRACKET - Coat hanger support, right	1	
-41	46211-00	N	* BRACKET ASSEMBLY - Coat hanger support	1	
	02165-02	R	* BRACKET ASSEMBLY - Coat hanger support	1	
-42	45040-00		* STRINGER - Fuselage (6' L) (149 205)	AR	
-43	46821-00		* CHANNEL ASSEMBLY - Cabin support bracket	1	
-44	46118-02		* ANGLE - Headliner attachment	1	
-45	51262-00		* BRACKET ASSEMBLY - Elevator trim pulley	1	
-45a	29157-02	O	* CHANNEL ASSEMBLY - Seat support, Sta 244 to Sta 249	2	
-45b	29491-02	O	* CHANNEL ASSEMBLY - Seat support, Sta 244 to Sta 249	1	
-46	45918-00		* SKIN - Aft fuselage, left upper, Sta 244 to Sta 352	1	
	45918-01		* SKIN - Aft fuselage, right upper, Sta 244 to Sta 352	1	
-47	45927-00		* SKIN - Aft fuselage, left lower, Sta 244 to Sta 352	1	
	45927-01		* SKIN - Aft fuselage, right lower, Sta 244 to Sta 352	1	
-48	46132-00		* DORSAL FIN ASSEMBLY - Sta 244 to Sta 296	1	
-49	01754-02	R	* BRACKET ASSEMBLY - Divider support, Sta 249 38 to Sta 261 38, B L 2 97	1	

When ordering, always specify Part Number, Description and Serial Number of Aircraft

PIPER PARTS CATALOG

Figure and Index Number	Part Number	Code	NOMENCLATURE	No Req	SERIAL NUMBERS AFFECTED
19-50	01948-02	R	* ANGLE - Headliner attachment, right	1	
-51	01754-04	R	* BRACKET ASSEMBLY - Divider support, Sta 249 38 to Sta 261 38, 8 L 16 95	1	
-52	01756-02	R	* BRACKET ASSEMBLY - Divider support, Sta 249 38 to Sta 261 38, W L 7 50 and W L 12 75	2	
-53	17318-02		PLATE ASSEMBLY - Access hole cover, right	1	
-54	40872-00		COVER - Access	2	
-55	48893-02	A	PLATE ASSEMBLY - Rupture disc opening	1	31T-7400002 to 31T-7520032 incl
-56	48659-05	A	SCREW ASSEMBLY - Seal	1	31T-7400002 to 31T-7520032 incl
-57	40719-00		BRACKET - Elevator pulley, left, Sta 244	1	
	40719-01		BRACKET - Elevator pulley, right, Sta 244	1	
-58	46548-00		GUIDE ASSEMBLY - Door latch pin	2	
-59	46555-00		GUIDE ASSEMBLY - Door latch pin	1	
-60	46736-00		PLATE ASSEMBLY - Pin guide attachment	3	

When ordering, always specify Part Number, Description and Serial Number of Aircraft

PIPER PARTS CATALOG

THIS PAGE INTENTIONALLY LEFT BLANK

PIPER PARTS CATALOG

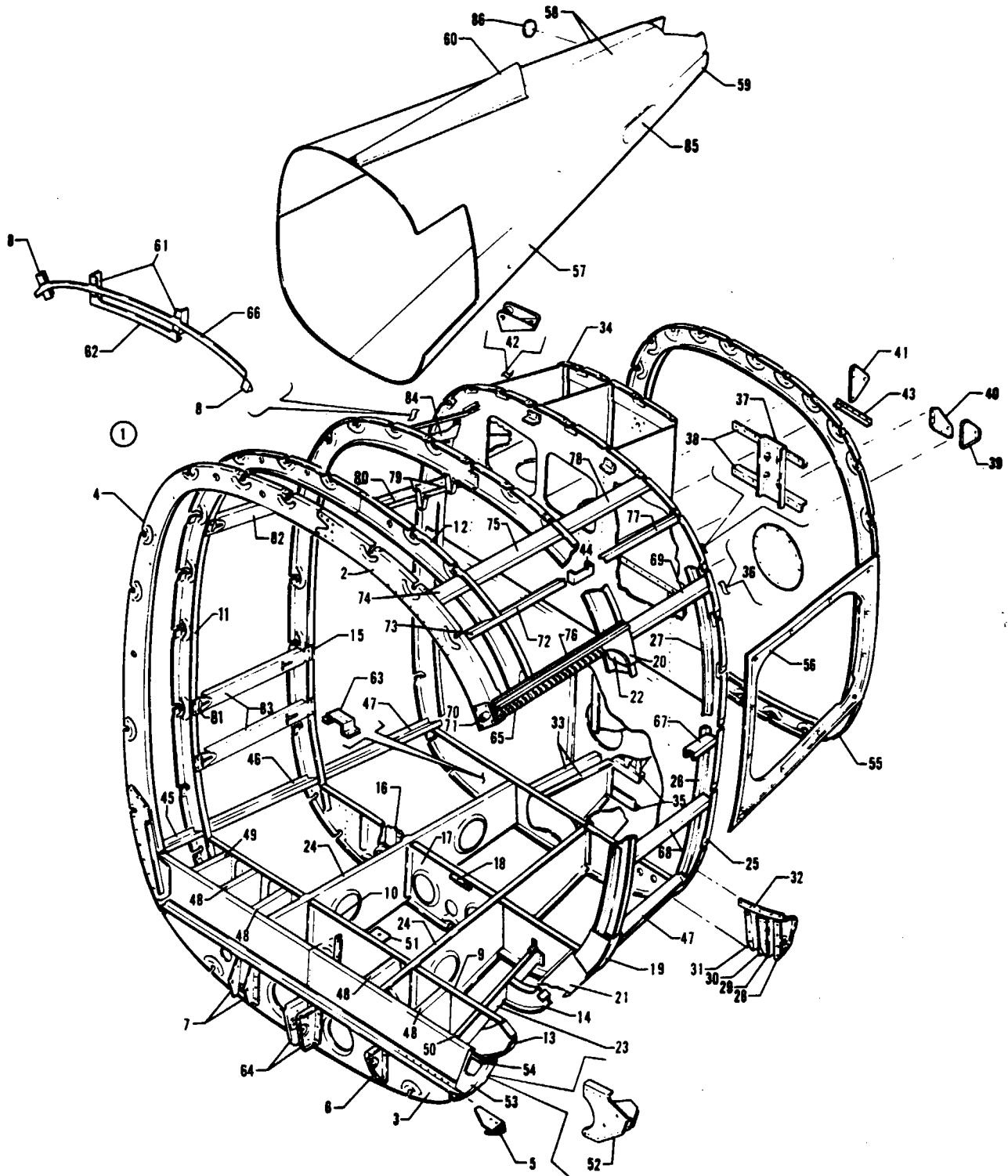


Figure 19A Aft Section (Sta 243 38 to Sta 352)
(Cargo Door Version)

REVISED MARCH 1984

PA-31T
PA-31T1
PA-31T2

PIPER PARTS CATALOG

CODE EXPLANATIONS FOR FIGURE 19A

- A - See Figure 20 for balance of component parts
- B - Used on PA-31T and PA-31T2 only
- C - Used on PA-31T1 only
- D - Used on PA-31T1 with serial numbers 31T-7804001 to 31T-8104101 inclusive. PA-31T and PA-31T2
- E - Used on PA-31T1 with serial numbers 31T-8304001 to 31T-8304003 inclusive. 31T-1104004 and up

PIPER PARTS CATALOG

Figure and Index Number	Part Number	Code	NOMENCLATURE	No Req.	SERIAL NUMBERS AFFECTED
19A-1	81350-02	A,B	AFT SECTION - Fuselage (Sta 243 38 to Sta 352)	1	
	81350-07	C	AFT SECTION - Fuselage (Sta 248 38 to Sta 352)	1	
-2	56880-02		* BULKHEAD ASSEMBLY - Fuselage, top Sta 244	1	
-3	45522-00		* BULKHEAD ASSEMBLY - Fuselage, bottom left, Sta 244	1	
-4	81370-06		* BULKHEAD ASSEMBLY - Fuselage, right Sta 244	1	
-5	45225-00		* BRACKET - Door sill support, Sta 244	1	
-6	40720-00		* BRACKET - Rudder pulley, Sta 244	1	
-7	40744-02		* BRACKET - Elevator and rudder pulley, right outboard, Sta 244	1	
	40744-03		* BRACKET - Elevator and rudder pulley, right inboard, Sta 244	1	
-8	81792-02		* BRACKET ASSEMBLY - Headliner support, left	1	
	81276-05		* BRACKET ASSEMBLY - Headliner support, right	1	
-9	81384-02		* BULKHEAD ASSEMBLY - Fuselage, left, Sta 249	1	
-10	45249-12		* BULKHEAD ASSEMBLY - Fuselage, center, Sta 249	1	
-11	81410-02		* BULKHEAD ASSEMBLY - Fuselage, right, Sta 249	1	
-12	56655-04		* BULKHEAD ASSEMBLY - Fuselage, top, Sta 249	1	
-13	56646-05		* BULKHEAD - Fuselage, cargo door support, left Sta 248 88	1	
-14	56651-03		* BULKHEAD - Fuselage, cargo door support, left Sta 258 62	1	
-15	81341-02		* BULKHEAD ASSEMBLY - Fuselage, Sta 261 38	1	
-16	81271-02		* BRACKET - Elevator trim pulley, left	1	
	81274-02		* BRACKET - Elevator trim pulley, right	1	
-17	81341-09		* BULKHEAD ASSEMBLY - Fuselage, center, Sta 261 38	1	
-18	81385-02		* BRACKET ASSEMBLY - Cargo net attachment	1	
-19	56279-02		* CASING ASSEMBLY - Doorsill, lower corner	1	
-20	56094-06		* CASING ASSEMBLY - Doorsill, upper corner	1	
-21	56038-09		* DOORSILL ASSEMBLY - Cargo door, lower	1	
-22	81775-04		* DOORSILL ASSEMBLY - Cargo door, upper	1	
-23	56599-06		* INTERCOSTAL - Sta 244 to Sta 261 38	1	
-24	81397-02		* BULKHEAD ASSEMBLY - Longitudinal, Sta 244 to Sta 274, left	1	
	81397-03		* BULKHEAD ASSEMBLY - Longitudinal, Sta 244 to Sta 274, right	1	
-25	81392-02	B	* BULKHEAD ASSEMBLY - Fuselage, Sta 274	1	
	81392-10	C	* BULKHEAD ASSEMBLY - Fuselage, Sta 274	1	
-26	81348-04		* ANGLE - Support, lower left	1	
	81348-05		* ANGLE - Support, lower, right	1	
-27	81382-04		* ANGLE ASSEMBLY - Support, upper left	1	
	81382-05		* ANGLE ASSEMBLY - Support, upper right	1	
-28	40794-03		* BRACKET - Rudder cable pulley, left	1	
-29	40794-04		* BRACKET - Rudder cable pulley, left	1	
-30	40795-04		* BRACKET - Rudder cable pulley, left	1	
-31	40795-02		* BRACKET - Rudder cable pulley, left	1	
-32	45190-00		* ANGLE - Pulley bracket support, left	1	
-33	45615-00		* BRACKET - Pulley, left	1	
	45615-01		* BRACKET - Pulley, right	1	
-34	45532-00		* ANGLE - Plenum plate support	1	
-35	45534-00		* ANGLE - Plenum plate support, upper	1	
	45533-00		* ANGLE - Plenum plate support, lower	1	
-36	45616-02		* COVER - Plenum access	3	
-37	51535-00		* BRACKET - Actuator, Sta 274	1	
-38	51747-02		* ANGLE - Bulkhead reinforcement	2	
-39	51735-02		* BRACKET - Pulley	1	
-40	51736-02		* BRACKET - Pulley	1	

When ordering, always specify Part Number, Description and Serial Number of Aircraft

PIPER PARTS CATALOG

Figure and Index Number	Part Number	Code	NOMENCLATURE	No Req	SERIAL NUMBERS AFFECTED
19A-41	51737-02		* * PLATE - S A S pulley bracket	1	
-42	51739-02		* * BRACKET ASSEMBLY - S A S cylinder	1	
-43	51740-02		* * ANGLE - S A S pulley reinforcement	1	
-44	47639-00		* * BRACKET ASSEMBLY - Cargo net mounting	1	
-45	81389-03		* CHANNEL - Floorboard support, right, Sta 244 to Sta 249	1	
-46	81415-02		* CHANNEL - Floorboard support, right, Sta 249 to Sta 261	1	
-47	81331-02		* CHANNEL - Floorboard support, right, Sta 261 to Sta 274	1	
	81374-02		* CHANNEL - Floorboard support, left, Sta 261 to Sta 274	1	
-48	29157-02		* CHANNEL ASSEMBLY - Seat support, Sta 244 to Sta 249	4	
-49	29491-02		* CHANNEL ASSEMBLY - Seat support, Sta 244 to Sta 249	1	
-50	81268-02		* CHANNEL ASSEMBLY - Cargo door	1	
-51	47962-00		* BRACKET - Cargo net attachment	1	
-52	59667-02		* PLATE ASSEMBLY - Door cable support	1	
-53	45243-09		* CHANNEL - Bulkhead, Sta 244	1	
-54	56039-03		* PLATE - Bulkhead channel, Sta 244	1	
-55	45296-05		* BULKHEAD ASSEMBLY - Aft fuselage, Sta 296	1	
-56	45891-04		* FRAME ASSEMBLY - Aft fuselage, access area, left, Sta 274 to Sta 296	1	
	45891-05		* FRAME ASSEMBLY - Aft fuselage, access area, right, Sta 274 to Sta 296	1	
-57	45904-00		* COVER ASSEMBLY - Aft fuselage, access area, left	1	
	45904-01		* COVER ASSEMBLY - Aft fuselage, access area, right	1	
-58	45918-01		* SKIN - Aft fuselage, right upper, Sta 244 to Sta 352	1	
	81304-02		* SKIN - Aft fuselage, left upper, Sta 244 to Sta 352	1	
-59	45927-01		* SKIN - Aft fuselage, right lower, Sta 244 to Sta 352	1	
	81303-02		* SKIN - Aft fuselage, left lower, Sta 244 to Sta 352	1	
-60	46132-00		* DORSAL FIN ASSEMBLY - Sta 244 to Sta 296	1	
-61	81276-04		* BRACKET - Coat hanger support, left	1	
	81276-05		* BRACKET - Coat hanger support, right	1	
-62	81279-02	D	* BRACKET - Coat hanger support	1	
	02165-02	E	* BRACKET - Coat hanger support	1	
-63	51262-00		* BRACKET ASSEMBLY - Elevator trim pulley	1	
-64	40719-00		* BRACKET - Elevator pulley, left, Sta 244	1	
	40719-01		* BRACKET - Elevator pulley, right, Sta 244	1	
-65	57032-02		* HINGE - Half, door	1	
-66	81289-02		* ANGLE - Headliner attachment	1	
-67	81295-02		* CHANNEL ASSEMBLY - Reinforcement, fuselage, Sta 261 38	1	
-68	81321-02		* ANGLE - Reinforcement, fuselage, Sta 261 38	1	
-69	81364-02		* CHANNEL ASSEMBLY - Reinforcement, fuselage, Sta 261 38	1	
-70	46555-00		* GUIDE ASSEMBLY - Door latch pin	1	
-71	46736-00		* PLATE ASSEMBLY - Pin guide attachment	1	
-72	81762-03		* ANGLE - Reinforcement, fuselage, Sta 249 38	1	
-73	81724-02		* ANGLE - Reinforcement, fuselage, Sta 244	1	
-74	56582-03		* ANGLE - Reinforcement, fuselage, Sta 244	1	
-75	81762-02		* ANGLE - Reinforcement, fuselage, Sta 249 38	1	
-76	44349-02		* GUTTER - Rain	1	
-77	81336-02		* ANGLE - Reinforcement, fuselage, Sta 261 38	1	
-78	81347-02		* ANGLE - Reinforcement, fuselage, Sta 261 38	1	
-79	81878-05		* BRACKET ASSEMBLY - Curtain track support	2	
-80	01754-02	E	* BRACKET ASSEMBLY - Divider support, Sta 249 38 to Sta 261 38, B L 2 97	1	

When ordering, always specify Part Number, Description and Serial Number of Aircraft

PIPER PARTS CATALOG

Figure and Index Number	Part Number	Code	NOMENCLATURE	No Req	SERIAL NUMBERS AFFECTED
19A-81	47302-00	E	* GUIDE - Divider panel support	3	
-82	01754-04	E	* BRACKET ASSEMBLY - Divider support, Sta 249 38 to Sta 261 38, B L 16 95	1	
-83	01756-02	E	* BRACKET ASSEMBLY - Divider support, Sta 249 38 to Sta 261 38, W L 7 50 and 12 75	2	
-84	01948-02	E	* ANGLE - Headliner attachment, right	1	
-85	40872-00		COVER - Access	2	
-86	17318-02		PLATE ASSEMBLY - Access hole cover, right	1	

When ordering, always specify Part Number, Description and Serial Number of Aircraft

PIPER PARTS CATALOG

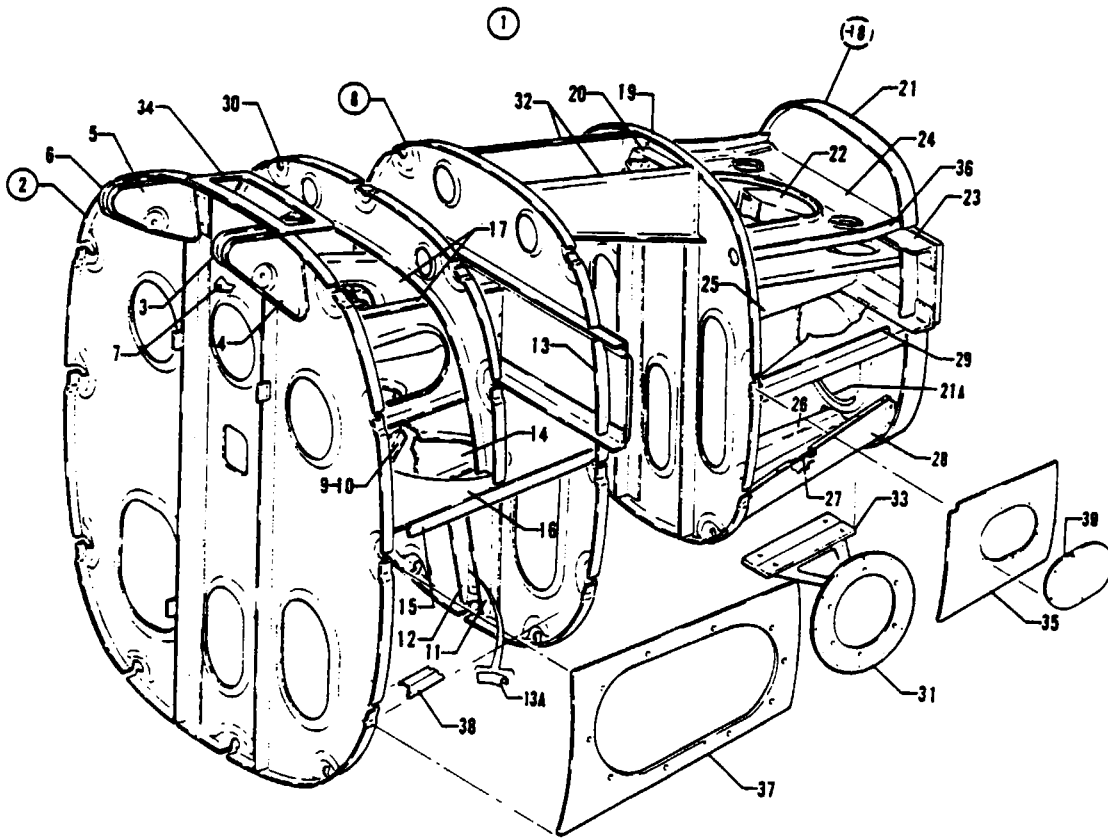


Figure 20 Aft Section (Sta 317 75 to Sta 352)

REVISED: SEPTEMBER 1981

PA-31T
PA-31T1
PA-31T2

PIPER PARTS CATALOG

CODE EXPLANATIONS FOR FIGURE 20

PIPER PARTS CATALOG

Figure and Index Number	Part Number	Code	NOMENCLATURE	No. Req	SERIAL NUMBERS AFFECTED
20-1	52154-04		FRAME ASSEMBLY - Fuselage, Sta 317 75 to Sta 352	1	
-2	48091-04		* BULKHEAD ASSEMBLY - Fuselage, Sta 317 75	1	
-3	45593-05		* * BRACKET ASSEMBLY - Rudder pulley, left outboard	1	
-4	45593-03		* * BRACKET ASSEMBLY - Rudder pulley, left inboard	1	
-5	45594-02		* * BRACKET ASSEMBLY - Rudder pulley, right inboard	1	
-6	45594-03		* * BRACKET ASSEMBLY - Rudder pulley, right outboard	1	
-7	40630-00		* DOUBLER - Bulkhead	1	
-8	45583-16		* BULKHEAD ASSEMBLY - Fuselage, Sta 332	1	
-9	51336-00		* * BRACKET - Rudder tab pulley, right inboard	1	
-10	40730-03		* * BRACKET - Rudder tab pulley, right outboard	1	
-11	45584-00		* * ANGLE - Elevator bellcrank attachment, left	1	
-12	45584-01		* * ANGLE - Elevator bellcrank attachment, right	1	
-13	45947-00		* * ANGLE - Bulkhead, left	1	
	45947-01		* * ANGLE - Bulkhead, right	1	
-13a	45583-15		* MOULDING	1	
-14	40704-00		* BRACKET ASSEMBLY - Elevator bellcrank, left, Sta 317 75 to Sta 332	1	
	40704-01		* BRACKET ASSEMBLY - Elevator bellcrank, right, Sta 317 75 to Sta 332	1	
-15	45815-00		* ANGLE - Stiffener support, left, Sta 317 75 to Sta 332	1	
	45815-01		* ANGLE - Stiffener support, right, Sta 317 75 to Sta 332	1	
-16	40709-02		* PLATE - Bulkhead stiffener, Sta 317 75 to Sta 332	1	
-17	45610-00		* PLATE - Fuselage reinforcement, left, Sta 317 75 to Sta 332	1	
	45610-01		* PLATE - Fuselage reinforcement, right, Sta 317 75 to Sta 332	1	
-18	51090-00		FRAME ASSEMBLY - Fuselage aft section, Sta 342 to Sta 352	1	
-19	45555-00		* BULKHEAD ASSEMBLY - Fuselage, Sta 342	1	
-20	40647-00		* * BRACKET - Rudder tab pulley	1	
-21	45564-07		* BULKHEAD ASSEMBLY - Fuselage, Sta 352	1	
-21a	189 379		* * MOULDING - Trim-lok (75-1/16-W-3)	AR	
-22	51088-00		* GUARD ASSEMBLY - Rudder cable	1	
-23	45802-03		* SUPPQRT ASSEMBLY - Rudder pulley, bottom	1	
-24	51086-00		* SUPPORT ASSEMBLY - Rudder pulley, top	1	
-25	51537-00		* BRACKET - Fuselage support, left	1	
	51537-01		* BRACKET - Fuselage support, right	1	
-26	47806-00		* CHANNEL ASSEMBLY - Fuselage, Sta 342 25 to Sta 352	1	
-27	40793-00		* * PLATE - Tail skid reinforcement, left	1	
	40793-01		* * PLATE - Tail skid reinforcement, right	1	
-28	45923-00		* CHANNEL - Reinforcement, left, Sta 342 to Sta 352	1	
	45923-01		* CHANNEL - Reinforcement, right, Sta 342 to Sta 352	1	
-29	45986-05		* PLATE ASSEMBLY - Reinforcement, Sta 342 to Sta 352	1	
-30	45538-00		BULKHEAD - Fuselage, Sta 325	1	
-31	17317-03		PLATE ASSEMBLY - Access hole reinforcement, right side	1	
-32	40633-00		STIFFENER - Bulkhead, left, Sta 332 to Sta 342	1	
	40633-01		STIFFENER - Bulkhead, right, Sta 332 to Sta 342	1	
-33	40790-00		SKID ASSEMBLY - Tail	1	
-34	40688-02		DOUBLER - Opening, Sta 317 75	1	

When ordering, always specify Part Number, Description and Serial Number of Aircraft

PIPER PARTS CATALOG

Figure and Index Number	Part Number	Code	NOMENCLATURE	No. Req.	SERIAL NUMBERS AFFECTED
20-35	45946-00		PLATE ASSEMBLY - Access, left, Sta. 346	1	
	45946-01		PLATE ASSEMBLY - Access, right, Sta. 346	1	
-36	45930-06		BRACKET - Fuselage, left, Sta. 342 to Sta. 352	1	
	45930-05		BRACKET - Fuselage, right, Sta. 342 to Sta. 352	1	
-37	40799-04		REINFORCEMENT ASSEMBLY - Left	1	
	40799-05		REINFORCEMENT ASSEMBLY - Right	1	
-38	45040-00		STRINGER - Fuselage (6' L) (149 205)	AR	
-39	47255-00		PLATE - Access	2	

When ordering, always specify Part Number, Description and Serial Number of Aircraft

PIPER PARTS CATALOG

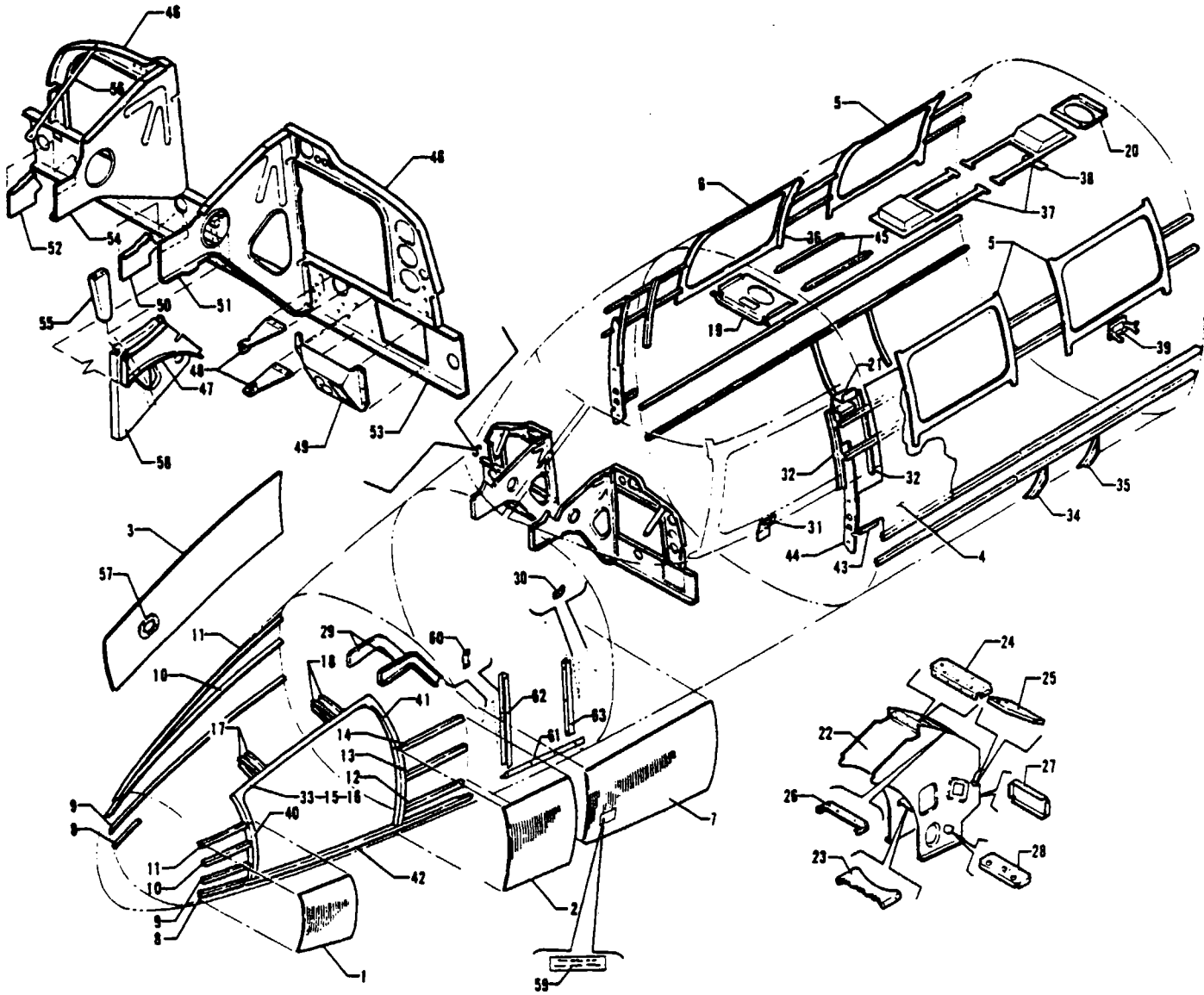


Figure 21 Structure Installation (Sta - 375 to Sta 215)

PIPER PARTS CATALOG

CODE EXPLANATIONS FOR FIGURE 21

- A - Order part for serial numbers 31T-7520029 and up if Service Letter 743 has been complied with
- B - Used on PA-31T only
- C - Used on PA-31T with serial numbers 31T-7820001 and up, and PA-31T1
- D - Used on PA-31T with serial numbers 31T-7620011 to 31T-7920094 inclusive, and PA-31T1 with serial numbers 31T-7804001 to 31T-7904057 inclusive
- E - Used on PA-31T with serial numbers 31T-7520029 to 31T-7820092 inclusive, and PA-31T1 with serial numbers 31T-7804001 to 31T-7804011 inclusive
- F - Used on PA-31T with serial numbers 31T-7720033 and up, and PA-31T1
- G - Used on PA-31T1 with serial numbers 31T-8004037 to 31T-8304003 inclusive, 31T-1104004 and up
- H - Used on PA-31T with serial numbers 31T-7820001 to 31T-7820066, 31T-7820068 to 31T-7820092 inclusive, and PA-31T1 with serial numbers 31T-7804001 to 31T-7804011 inclusive
- J - Used on PA-31T with serial numbers 31T-7820067, 31T-7920001 to 31T-8020092 inclusive, and PA-31T1 with serial numbers 31T-7904001 to 31T-8004057 inclusive
- K - Used on PA-31T with serial numbers 31T-7400002 to 31T-7820092 inclusive, and PA-31T1 with serial numbers 31T-7804001 to 31T-7804011 inclusive
- L - Used on PA-31T with serial numbers 31T-7920001 and up, and PA-31T1 with serial numbers 31T-7904001 to 31T-8304003 inclusive, 31T-1104004 and up
- M - Used on PA-31T with serial numbers 31T-7400002 to 31T-7920052 inclusive, 31T-7920054 to 31T-7920094 inclusive, and PA-31T1 with serial numbers 31T-7804001 to 31T-7904057 inclusive
- N - Used on PA-31T with serial numbers 31T-7920053, 31T-8020001 and up, and PA-31T1 with serial numbers 31T-8004001 to 31T-8304003 inclusive, 31T-1104004 and up
- O - Used on PA-31T with serial numbers 31T-7820001 to 31T-7920052 inclusive, 31T-7920054 to 31T-7920094 inclusive, and PA-31T1 with serial numbers 31T-7804001 to 31T-7904057 inclusive
- P - Used on PA-31T with serial numbers 31T-7620011 to 31T-7920052 inclusive, 31T-7920054 to 31T-7920094 inclusive, and PA-31T1 with serial numbers 31T-7804001 to 31T-7904057 inclusive
- Q - Used on PA-31T with serial numbers 31T-7400002 to 31T-8020076 inclusive, and PA-31T1 with serial numbers 31T-7804001 to 31T-8004039 inclusive
- R - Used on PA-31T with serial numbers 31T-8020077 and up, and PA-31T1 with serial numbers 31T-8004040 to 31T-8304003 inclusive, 31T-1104004 and up
- S - Used on PA-31T with serial numbers 31T-7920001 and up, and PA-31T1 with serial numbers 31T-7904001 to 31T-8004036 inclusive
- T - Used on PA-31T with serial numbers 31T-7400002 to 31T-7920094 inclusive, and PA-31T1 with serial numbers 31T-7804001 to 31T-7904057 inclusive
- U - Used on PA-31T with serial numbers 31T-7920053, 31T-8020001 to 31T-8120050 inclusive, and PA-31T1 with serial numbers 31T-8004001 to 31T-8104050 inclusive
- V - Used on PA-31T with serial numbers 31T-8120051 and up, and PA-31T1 with serial numbers 31T-8104051 to 31T-8304003 inclusive, 31T-1104004 and up
- W - Used on PA-31T with serial numbers 31T-8120051 to 31T-8120054 inclusive, and PA-31T1 with serial numbers 31T-8104051 to 31T-8104064 inclusive
- X - Used on PA-31T with serial numbers 31T-8120055 and up, and PA-31T1 with serial numbers 31T-8104065 to 31T-8304003 inclusive, 31T-1104004 and up
- Y - Used on PA-31T with serial numbers 31T-7920053, 31T-8020001 to 31T-8120054 inclusive, and PA-31T1 with serial numbers 31T-8004001 to 31T-8104064 inclusive
- Z - Used on PA-31T with serial numbers 31T-8120001 and up, and PA-31T1 with serial numbers 31T-8104001 to 31T-8304003 inclusive, 31T-1104004 and up
- AA - Used on PA-31T with serial numbers 31T-7920053, 31T-8020001 to 31T-8120050 inclusive, 31T-8120055, 31T-8120056, 31T-8120058, 31T-8120059 and PA-31T1 with serial numbers 31T-8004001 to 31T-8104041 inclusive, 31T-8104043 to 31T-8104046 inclusive, 31T-8104048, 31T-8104050, 31T-8104051, 31T-8104053 to 31T-8104058 inclusive, 31T-8104060, 31T-8104061
- AB - Used on PA-31T with serial numbers 31T-8120051 to 31T-8120054 inclusive, 31T-8120057, 31T-8120060 and up, and PA-31T1 with serial numbers 31T-8104042, 31T-8104047, 31T-8104049, 31T-8104052, 31T-8104059, 31T-8104062 to 31T-8304003 inclusive, 31T-1104004 and up
- AC - Used on PA-31T Also used on PA-31T1 with serial numbers 31T-7804001 to 31T-8104101 inclusive
- AD - Used on PA-31T1 with serial numbers 31T-8304001 to 31T-8304003 inclusive, 31T-1104004 and up

PIPER PARTS CATALOG

Figure and Index Number	Part Number	Code	NOMENCLATURE	No. Req.	SERIAL NUMBERS AFFECTED
21-	45402		DRAWING - Fuselage Structure Installation, Sta. .375 to Sta. 140		
	45403		DRAWING - Fuselage Structure Installation, Sta. 140 to Sta. 215		
	45970		DRAWING - Forward Baggage Door Frame Installation		
	51017		DRAWING - Instrument Panel Structure Installation		31T-7400002 to 31T-7720069 incl.
	55685		DRAWING - Instrument Panel Structure Installation		
	47029	C	DRAWING - Pedestal Housing Installation		
-1	46144-02		SKIN - Fuselage, left side. Sta. 0 to Sta. 10.62	1	
-2	46144-04		SKIN - Fuselage, left side, Sta 37.38 to Sta 49.6	1	
-3	46144-03		SKIN - Fuselage, right side, Sta. .375 to Sta 49.6	1	
-4	45629-00		SKIN - Fuselage, left, Sta 135 to Sta 215	1	
	45629-01		SKIN - Fuselage, right, Sta 135 to Sta. 215	1	
-5	45114-00		SKIN - Center window doubler	3	
-6	45612-00		SKIN - Emergency exit window doubler	1	
-7	45264-00		COVER ASSEMBLY - Fuselage access area. left, Sta. 49.6 to Sta 81	1	
	45264-01		COVER ASSEMBLY - Fuselage access area. right, Sta 49.6 to Sta. 81	1	
	45264-06		* SEAL - Cover assembly, top	1	
	45264-07		* SEAL - Cover assembly, bottom	1	
	45264-08		* SEAL - Cover assembly, forward	1	
	45264-09		* SEAL - Cover assembly, aft	1	
-8	46084-02		STRINGER - Fuselage, left, Sta 0 to Sta. 9, W.L. -13	1	
	46084-13		STRINGER - Fuselage, right, Sta. 0 to Sta 9, W.L. -13	1	
-9	46084-04		STRINGER - Fuselage, left, Sta 0 to Sta. 9, W.L. -7.4	1	
	46084-05		STRINGER - Fuselage, right, Sta. 0 to Sta. 49.6, W.L. -7.4	1	
-10	46084-06		STRINGER - Fuselage, left, Sta 0 to Sta 9, W L -3 84	1	
	46084-07		STRINGER - Fuselage, right, Sta 0 to Sta. 49.6, W.L. -3.84	1	
-11	46084-08		STRINGER - Fuselage, left, Sta. 0 to Sta. 9, W.L. -1.0	1	
	46084-09		STRINGER - Fuselage, right, Sta. 0 to Sta. 49.6, W.L -1.0	1	
-12	46084-10		STRINGER - Fuselage, left, Sta. 37 to Sta. 49.6, W.L -7.30	1	
-13	46084-11		STRINGER - Fuselage, left, Sta. 37 to Sta 49.6, W.L. -62	1	
-14	46084-03		STRINGER - Fuselage, left, Sta 37 to Sta. 49.6, W.L. 4 9	1	
-15	45843-07		STRINGER - Upper forward fuselage, Sta 9	1	
-16	45843-05		STRINGER - Upper forward fuselage, Sta 37	1	
-17	46074-00		BRACKET ASSEMBLY - Baggage door hinge, front	1	
	46074-01		BRACKET ASSEMBLY - Baggage door hinge, rear	1	
-18	46079-00		BRACKET ASSEMBLY - Baggage door hinge, front	1	
	46079-01		BRACKET ASSEMBLY - Baggage door hinge. rear	1	
-19	46761-00	B	BRACKET ASSEMBLY - Speaker and light mounting	1	31T-7400002 to 31T-7620010 incl
	49081-02	D	BRACKET ASSEMBLY - Speaker and light mounting	1	
-20	46316-00	Q	BRACKET ASSEMBLY - Speaker, aft	1	
	46316-03	R	BRACKET - Speaker, aft	1	
-21	47416-00	K	BRACKET ASSEMBLY - Shoulder harness attachment, left	1	
	49687-02	L	BRACKET ASSEMBLY - Shoulder harness attachment, left	1	
	47416-01	K	BRACKET ASSEMBLY - Shoulder harness attachment, right	1	
	49687-03	L	BRACKET ASSEMBLY - Shoulder harness attachment, right	1	
-22	47029-04		PEDESTAL HOUSING ASSEMBLY	1	
-23	50279-00		* BRACKET ASSEMBLY - Engine control support	1	
-24	41545-03		* BRACKET ASSEMBLY - Pedestal cover attachment	1	
-25	47011-00		* BRACKET ASSEMBLY - Rudder trim indicator	1	
-26	51366-00		* BRACKET ASSEMBLY - Pedestal cover support	1	
-27	47031-00		* BRACKET ASSEMBLY - Aileron trim mounting	1	
-28	47032-00		* BRACKET - Gear box mounting	1	
-29	45269-00		BRACKET - Powerpack support, left, Sta 49.6	1	
	45269-01		BRACKET - Powerpack support, right, Sta. 49.6	1	

When ordering, always specify Part Number, Description, and Serial Number of Aircraft

PIPER PARTS CATALOG

Figure and Index Number	Part Number	Code	NOMENCLATURE	No. Req.	SERIAL NUMBERS AFFECTED
21-30	55374-02	F	RETAINER - Access cover, left	2	
-31	47504-00	T	BRACKET - Microphone reinforcement	2	
-32	45041-00		ANGLE - Bulkhead reinforcement, left, Sta. 135; right, Sta. 140	2	
	45041-01		ANGLE - Bulkhead reinforcement, right, Sta. 135; left, Sta. 140	2	
-33	45970-04		ANGLE - Forward baggage compartment, upper	1	
-34	45717-00		ANGLE - Wing fillet attachment, left, Sta. 181	1	
	45717-01		ANGLE - Wing fillet attachment, right, Sta. 181	1	
-35	45718-00		ANGLE - Wing fillet attachment, left, Sta. 191.7	1	
	45718-01		ANGLE - Wing fillet attachment, right, Sta. 191.7	1	
-36	45173-05		ANGLE - Bulkhead reinforcement, left, Sta. 174	1	
-37	48591-02	B	BOX ASSEMBLY - Oxygen mask storage	2	31T-7400002 to 31T-7620010 incl
	49072-03	P	BOX ASSEMBLY - Oxygen mask storage	2	
	29144-02	AA	BOX - Oxygen mask storage	2	
	29144-03	AB	BOX - Oxygen mask storage	2	
-38	42080-00	M	* PLACARD - Oxygen mask container cover	1	
-39	42496-00	B	SUPPORT ASSEMBLY - Ash tray	4	31T-7400002 to 31T-7620010 incl
-40	45970-02		CHANNEL - Forward baggage compartment, Sta. 11	1	
-41	45970-03		CHANNEL - Forward baggage compartment, Sta. 37	1	
-42	46064-00		FRAME - Forward baggage compartment, bottom	1	
-43	45376-00		SPLICE - Stringer, fuselage	12	
-44	45212-00		PLATE - Bulkhead doubler, Sta. 135	2	
-45	48162-00	AC	CHANNEL ASSEMBLY - Support	2	
-46	50548-00	B	BULKHEAD ASSEMBLY - Instrument panel support, left	1	31T 7400002 to 31T-7720069 incl
	54977-02	O	BULKHEAD ASSEMBLY - Instrument panel support, left	1	
	54977-06	N	BULKHEAD ASSEMBLY - Instrument panel support, left	1	
	50977-00	B	BULKHEAD ASSEMBLY - Instrument panel support, right	1	31T-7400002 to 31T-7720069 incl
	54978-02	O	BULKHEAD ASSEMBLY - Instrument panel support, right	1	
	54978-04	N	BULKHEAD ASSEMBLY - Instrument panel support, right	1	
-47	45277-00	M	BRACKET ASSEMBLY - Elevator pulley	1	
	49847-02	U	BRACKET ASSEMBLY - Elevator pulley	1	
	49847-04	V	BRACKET ASSEMBLY - Elevator pulley	1	
-48	48125-00		BRACKET - Support	2	
-49	46425-00	A,B	BRACKET - Instrument mounting	1	31T-7400002 to 31T-7520028 incl
	54495-02	E	BRACKET - Instrument mounting	1	
	54495-03	S	BRACKET - Instrument mounting	1	
	54495-04	G	BRACKET - Instrument mounting	1	
-50	47965-00	M	BRACKET - Support	1	
	29006-02	N	BRACKET - Support	1	
-51	47968-04	B	BRACKET ASSEMBLY - Radio support, left	1	31T-7400002 to 31T-7720069 incl
	54966-02	O	BRACKET ASSEMBLY - Radio support, left	1	
	54966-06	N	BRACKET ASSEMBLY - Radio support, left	1	
-52	51022-00	M	BRACKET - Radio support attachment	1	
	29005-02	N	BRACKET - Radio support attachment	1	
-53	50273-04	B	CHANNEL ASSEMBLY - Instrument panel support, left	1	31T 7400002 to 31T-7720069 incl
	55685-04	C	CHANNEL ASSEMBLY - Instrument panel support, left	1	
	50273-05	B	CHANNEL ASSEMBLY - Instrument panel support, right	1	31T-7400002 to 31T-7720069 incl
	55685-07	H	CHANNEL ASSEMBLY - Instrument panel support, right	1	
	55685-09	J	CHANNEL ASSEMBLY - Instrument panel support, right	1	
	55685-13	Z	CHANNEL ASSEMBLY - Instrument panel support, right	1	
-54	50975-00	B	BRACKET ASSEMBLY - Radio support, right	1	31T-7400002 to 31T-7720069 incl
	54954-02	O	BRACKET ASSEMBLY - Radio support, right	1	
	54954-04	N	BRACKET ASSEMBLY - Radio support, right	1	
-55	50973-00	B	BRACKET ASSEMBLY - Instrument panel support	1	31T-7400002 to 31T-7720069 incl
	50973-04	C	BRACKET ASSEMBLY - Instrument panel support	1	
-56	45836-00	M	TUBE - Instrument panel support, left	1	
	29614-02	N	TUBE - Instrument panel support, left	1	
	45836-01	M	TUBE - Instrument panel support, right	1	
	29614-02	N	TUBE - Instrument panel support, right	1	

When ordering, always specify Part Number, Description, and Serial Number of Aircraft

PIPER PARTS CATALOG

Figure and Index Number	Part Number	Code	NOMENCLATURE	No. Req.	SERIAL NUMBERS AFFECTED
21-57	51455-00	B	PLATE ASSEMBLY - Stall margin sensor	1	31T-7400002 to 31T-7720069 incl
-58	45009-00	M	BRACKET - Elevator forward control mounting, left	1	
	49845-02	U	BRACKET - Elevator forward control mounting, left	1	
	49845-04	W	BRACKET - Elevator forward control mounting, left	1	
	49845-06	X	BRACKET - Elevator forward control mounting, left	1	
	45009-01	B	BRACKET - Elevator forward control mounting, right	1	
	45009-05	O	BRACKET - Elevator forward control mounting, right	1	
	49845-03	Y	BRACKET - Elevator forward control mounting, right	1	
	49845-05	X	BRACKET - Elevator forward control mounting, right	1	
-59	49172-02	F	DECAL - Access panel, left	1	
-60	55376-02	F	PLATE - Latch, left	2	
-61	01883-02	AD	ANGLE ASSEMBLY - Floorboard support	1	
-62	01452-02	AD	CHANNEL ASSEMBLY - Baggage compartment	1	
-63	01878-02	AD	CHANNEL ASSEMBLY - Baggage compartment, Sta 73.0	1	

When ordering, always specify Part Number, Description, and Serial Number of Aircraft

PIPER PARTS CATALOG

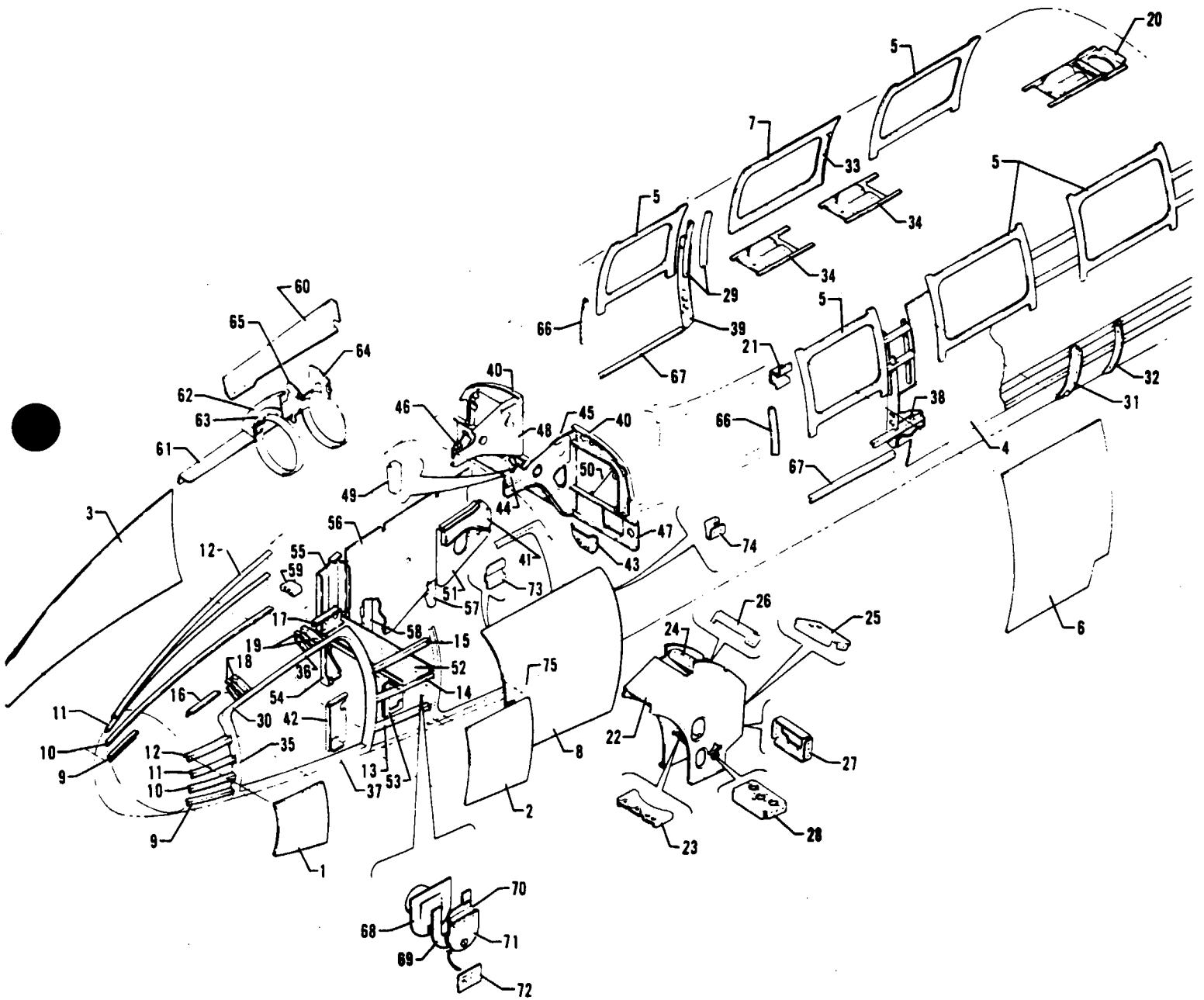


Figure 21A Structure Installation (Sta -24 375 to Sta 215)

PIPER PARTS CATALOG

CODE EXPLANATIONS FOR FIGURE 21A

- A - Used if aircraft incorporates 10 place seating
- B - Used if aircraft does not incorporate 10 place seating
- C - Used if FAR Part 135 Oxygen System is installed
- D - Used on PA-31T2 with serial numbers 31T-8166040 to 31T-8166076 inclusive, 31T-1166001 and up
- E - Used on PA-31T2 with serial numbers 31T-8166020 to 31T-8166076 inclusive, 31T-1166001 and up
- F - Used on PA-31T2 with serial numbers 31T-8166063 to 31T-8166076 inclusive, 31T-1166001 and up
- G - Used on PA-31T2 with serial numbers 31T-8166001 to 31T-8166076 inclusive

PIPER PARTS CATALOG

Figure and Index Number	Part Number	Code	NOMENCLATURE	No. Req.	SERIAL NUMBERS AFFECTED
21A-	29780		DRAWING - Fuselage Structure Installation, Sta. -24.375 to Sta. 140		
	45403		DRAWING - Fuselage Structure Installation, Sta. 140 to Sta. 215		
	29838		DRAWING - Instrument Panel Structure Installation		
	47029		DRAWING - Pedestal Housing Installation		
-1	48144-02		SKIN - Fuselage, left side, Sta. -24 to Sta. -13.38	1	
-2	48144-08		SKIN - Fuselage, left side, sta. 13.38 to Sta. 26.6	1	
-3	48144-06		SKIN - Fuselage, right side, Sta. -24 to Sta. 26.6	1	
-4	45629-00		SKIN - Fuselage, left side, Sta. 135 to Sta. 215	1	
	45629-01		SKIN - Fuselage, right side, Sta. 135 to Sta. 215	1	
-5	45114-00		SKIN - Window doubler, center and rear window left, rear window right	3	
	45114-02		SKIN - Window doubler, front windows	2	
-6	29495-02		SKIN - Fuselage, left side, Sta. 110.12 to Sta. 140.69	1	
	29495-03		SKIN - Fuselage, right side, Sta. 110.12 to Sta. 140.69	1	
-7	45612-00		SKIN - Emergency exit window doubler	1	
-8	58598-02		COVER ASSEMBLY - Fuselage access area, left, Sta. 26.7 to Sta. 54.8	1	
	58598-03		COVER ASSEMBLY - Fuselage access area, right, Sta. 26.7 to Sta. 54.8	1	
-9	46084-02		STRINGER - Fuselage, left, Sta. -24 to Sta. -15, W.L. -13	1	
	46084-13		STRINGER - Fuselage, right, Sta. -24 to Sta. -15, W.L. -13	1	
-10	46084-04		STRINGER - Fuselage, left, Sta. -24 to Sta. -15, W.L. -7.4	1	
	46084-05		STRINGER - Fuselage, right, Sta. -13 to Sta. 25.6, W.L. -7.4	1	
-11	46084-06		STRINGER - Fuselage, left, Sta. -24 to Sta. -15, W.L. -3.84	1	
	46084-07		STRINGER - Fuselage, right, Sta. -24 to Sta. 25.6, W.L. -3.84	1	
-12	46084-08		STRINGER - Fuselage, left, Sta. -24 to Sta. -15, W.L. -1.0	1	
	46084-09		STRINGER - Fuselage, right, Sta. -24 to Sta. 25.6, W.L. -1.0	1	
-13	46084-10		STRINGER - Fuselage, left, Sta. 13 to Sta. 25.6, W.L. -7.30	1	
-14	46084-11		STRINGER - Fuselage, left, Sta. 13 to Sta. 25.6, W.L. -.62	1	
-15	46084-03		STRINGER - Fuselage, left, Sta. 13 to Sta. 25.6, W.L. -4.9	1	
-16	45843-07		STRINGER - Upper forward fuselage, Sta. -15	1	
-17	45843-05		STRINGER - Upper forward fuselage, Sta. 13	1	

When ordering, always specify Part Number, Description and Serial Number of Aircraft

PIPER PARTS CATALOG

Figure and Index Number	Part Number	Code	NOMENCLATURE	No. Req.	SERIAL NUMBERS AFFECTED
21A-18	46074-00		BRACKET ASSEMBLY - Baggage door forward hinge, front	1	
	46074-01		BRACKET ASSEMBLY - Baggage door forward hinge, rear	1	
-19	46079-00		BRACKET ASSEMBLY - Baggage door aft hinge, front	1	
	46079-01		BRACKET ASSEMBLY - Baggage door aft hinge, rear	1	
-20	46316-03		BRACKET - Speaker, aft	1	
-21	49687-02		BRACKET ASSEMBLY - Shoulder harness attachment, left	1	
	49687-03		BRACKET ASSEMBLY - Shoulder harness attachment, right	1	
-22	47029-05		PEDESTAL HOUSING ASSEMBLY	1	
-23	50279-00		* BRACKET ASSEMBLY - Engine control support	1	
-24	41545-03		* BRACKET ASSEMBLY - Pedestal cover attachment	1	
-25	47011-00		* BRACKET ASSEMBLY - Rudder trim indicator	1	
-26	51366-00		* BRACKET ASSEMBLY - Pedestal cover support	1	
-27	47031-00		* BRACKET ASSEMBLY - Aileron trim mounting	1	
-28	47032-00		* BRACKET - Gear box mounting	1	
-29	45041-00		ANGLE - Bulkhead reinforcement, left, Sta 135; right, Sta 140	2	
	45041-01		ANGLE - Bulkhead reinforcement, right, Sta 135; left, Sta 140	2	
-30	45970-04		ANGLE - Forward baggage compartment, upper	1	
-31	45717-00		ANGLE - Wing fillet attachment, left, Sta 181	1	
	45717-01		ANGLE - Wing fillet attachment, right, Sta 181	1	
-32	45718-00		ANGLE - Wing fillet attachment, left, Sta 191 7	1	
	45718-01		ANGLE - Wing fillet attachment, right, Sta 191 7	1	
-33	45173-05		ANGLE - Bulkhead reinforcement, left, Sta 174	1	
-34	29144-02		BOX - Oxygen mask storage	2	31T-8166001 to 31T-8166039 incl
	29144-03	B,D	BOX - Oxygen mask storage	1	
	29144-04	A	BOX - Oxygen mask storage	2	
-35	45970-02		CHANNEL - Forward baggage compartment, Sta -13	1	
-36	45970-03		CHANNEL - Forward baggage compartment, Sta 13	1	
-37	46064-00		FRAME - Forward baggage compartment, bottom	1	
-38	45376-00		SPLICE - Stringer, fuselage	12	
-39	45212-00		PLATE - Bulkhead doubler, Sta 135	2	
-40	54977-06		BULKHEAD ASSEMBLY - Instrument panel support, left	1	
	54978-04		BULKHEAD ASSEMBLY - Instrument panel support, right	1	
-41	49847-04		BRACKET ASSEMBLY - Elevator pulley	1	
-42	29871-02		BRACKET ASSEMBLY - Shelf support, Sta 17 00	1	
	29871-09	C	BRACKET ASSEMBLY - Shelf support, Sta 17 00	1	31T-1166003 and up
-43	54495-03		BRACKET - Instrument mounting	1	
-44	29006-02		BRACKET - Support	1	
-45	54966-06		BRACKET ASSEMBLY - Radio support, left	1	
-46	29005-02		BRACKET - Radio support attachment	1	
-47	29838-03		CHANNEL ASSEMBLY - Instrument panel support, left	1	
	29838-04		CHANNEL ASSEMBLY - Instrument panel support, right	1	
-48	54954-04		BRACKET ASSEMBLY - Radio support, right	1	
-49	50973-04		BRACKET ASSEMBLY - Instrument panel support	1	
-50	29614-02		TUBE - Instrument panel support	2	
-51	49845-04		BRACKET - Elevator forward support mounting, left	1	31T-8166001 to 31T-8166019 incl
	49845-06	E	BRACKET - Elevator forward support mounting, left	1	
	49845-03		BRACKET - Elevator forward support mounting, right	1	31T-8166001 to 31T-8166019 incl
	49845-05	E	BRACKET - Elevator forward support mounting, right	1	
-52	29742-02	G	SHELF ASSEMBLY - Electrical equipment mounting	1	
	02221-02		SHELF ASSEMBLY - Electrical equipment mounting	1	31T-1166001 and up
-53	29879-02		BRACKET ASSEMBLY - Shelf support, Sta 25 60	1	
	29879-06	C	BRACKET ASSEMBLY - Shelf support, Sta 25 60	1	31T-1166003 and up
-54	29854-02		BRACKET ASSEMBLY - Shelf support	1	
-55	29832-02		BRACKET ASSEMBLY - Shelf close-out	1	
-56	29787-02		PANEL ASSEMBLY - E C U divider	1	

When ordering, always specify Part Number, Description and Serial Number of Aircraft

PIPER PARTS CATALOG

Figure and Index Number	Part Number	Code	NOMENCLATURE	No Req.	SERIAL NUMBERS AFFECTED
21A-57	29833-02		BRACKET ASSEMBLY - E C U mounting, Sta 43 9	1	31T-8166001 to 31T-8166062 incl
	29833-06	F	BRACKET ASSEMBLY - E C U mounting, Sta 43 9	1	
-58	29849-02		BRACKET ASSEMBLY - E C U mounting, Sta 31 78	1	31T-8166001 to 31T-8166062 incl
	29849-06	F	BRACKET ASSEMBLY - E C U mounting, Sta 31 78	1	
-59	29836-02		BRACKET - Ram air intake duct support	1	
-60	29874-02		BRACKET - E C U ground fan support, upper	1	
-61	29873-02		BRACKET - E C U ground fan support, lower	1	
-62	29877-02		BRACKET - E C U ground fan support, Sta 20 56	1	
-63	29876-02		BRACKET - E C U ground fan attachment	1	
-64	29872-03		BRACKET - E C U ground fan support, upper	1	
-65	29872-02		BRACKET - E C U ground fan support, lower	1	
-66	29511-02		ANGLE - Bulkhead reinforcement, left, Sta 111	1	
	29511-03		ANGLE - Bulkhead reinforcement, right, Sta 111	1	
-67	29451-08		STRINGER - Fuselage, left side, Sta 111 to Sta 135, W L -7 25	1	
	29451-09		STRINGER - Fuselage, right side, Sta 111 to Sta 135, W L -7 25	1	
-68	56882-02		BOX - Oxygen recharge valve mounting	1	
-69	56883-02		PLATE ASSEMBLY - Oxygen recharge door doubler	1	
-70	56884-02		HINGE - Oxygen recharge door	1	
-71	56885-05		DOOR - Oxygen recharge	1	
-72	42971-00		* PLACARD - Oxygen warning	1	
-73	55376-02		PLATE - Latch guide, forward, left	2	
-74	55374-03		RETAINER - Access cover, left	2	
-75	49172-02		DECAL - Access panel, left	1	

When ordering, always specify Part Number, Description and Serial Number of Aircraft

PIPER PARTS CATALOG

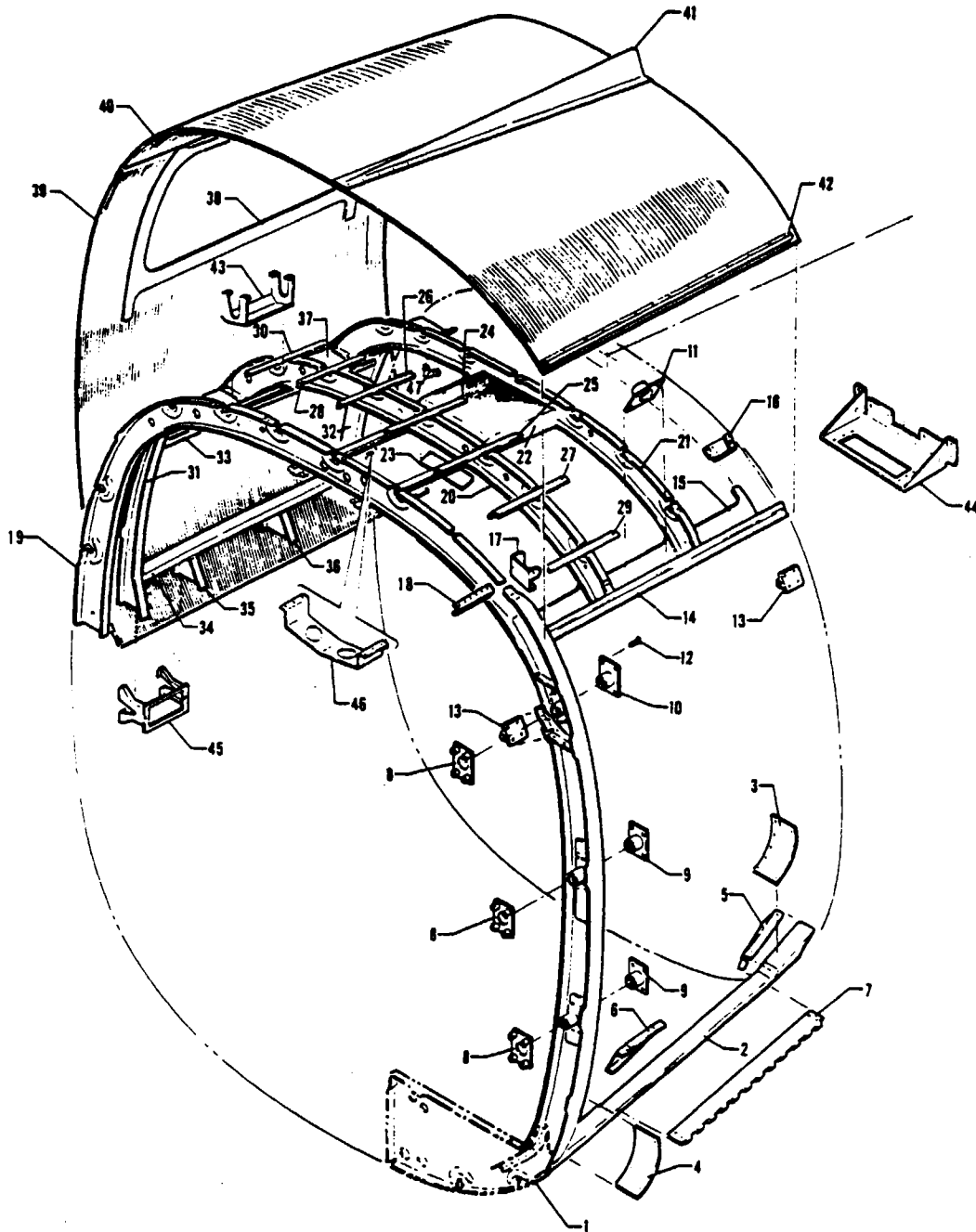


Figure 22 Structure Installation (Sta 215 to Sta. 244)

REVISED: MAY 1983

1F20

PA-31T
PA-31T1
PA-31T2

PIPER PARTS CATALOG

CODE EXPLANATIONS FOR FIGURE 22

- A - Used on PA-31T only
- B - Used on PA-31T with serial numbers 31T-7620010 and up, PA-31T1, and PA-31T2
- C - Used on PA-31T with serial numbers 31T-7620011 to 31-7920052 inclusive, 31T-7920054 to 31T-7920094 inclusive, and PA-31T1 with serial numbers 31T-7804001 to 31T-7904057 inclusive
- D - Used on PA-31T with serial numbers 31T-7920053, 31T-8020001 and up, PA-31T1 with serial numbers 31T-8004001 to 31T-8304003 inclusive, 31T-1104004 and up, and PA-31T2
- E - Used on PA-31T with serial numbers 31T-7400002 to 31T-7920052 inclusive, 31T-7920054 to 31T-7920094 inclusive, and PA-31T1 with serial numbers 31T-7804001 to 31T-7904057 inclusive
- F - Used on PA-31T with serial numbers 31T-7400002 to 31T-7920094 inclusive, and PA-31T1 with serial numbers 31T-7804001 to 31T-7904057 inclusive
- G - Used on PA-31T with serial numbers 31T-8020001 to 31T-8020083 inclusive, PA-31T1 with serial numbers 31T-8004001 to 31T-8004049 inclusive, and PA-31T2 with serial numbers 31T-8166001 and 31T-8166002
- H - Used on PA-31T with serial numbers 31T-8020084 and up, PA-31T1 with serial numbers 31T-8004050 to 31T-8304003 inclusive, 31T-1104004 and up, and PA-31T2 with serial numbers 31T-8166003 to 31T-8166076 inclusive, 31T-1166001 and up
- J - Used if cargo door is not installed
- K - Used if cargo door is installed
- L - Used on PA-31T with serial numbers 31T-7920053, 31T-8020001 to 31T-8120050 inclusive, 31T-8120055, 31T-8120056, 31T-8120058, 31T-8120059 and PA-31T1 with serial numbers 31T-8004001 to 31T-8104041 inclusive, 31T-8104043 to 31T-8104046 inclusive, 31T-8104048, 31T-810450, 31T-8104051, 31T-8104053 to 31T-8104058 inclusive, 31T-8104060, 31T-8104061 and PA-31T2 with serial numbers 31T-8166001 to 31T-8166039 inclusive
- M - Used on PA-31T with serial numbers 31T-8120051 to 31T-8120054 inclusive, 31T-8120057, 31T-8120060 and up, PA-31T1 with serial numbers 31T-8104042, 31T-8104047, 31T-8104049, 31T-8104052, 31T-8104059, 31T-8104062 to 31T-8304003 inclusive, 31T-1104004 and up, and PA-31T2 with serial numbers 31T-8166040 to 31T-8166076 inclusive, 31T-1166001 and up
- N - Used on PA-31T1 with serial numbers 31T-8304001 to 31T-8304003 inclusive, 31T-1104004 and up, and PA-31T2 with serial numbers 31T-1166001 and up

PIPER PARTS CATALOG

Figure and Index Number	Part Number	Code	NOMENCLATURE	No. Req.	SERIAL NUMBERS AFFECTED
22-	48820 81441 45404	J K	DRAWING - Cabin Door Frame Installation DRAWING - Cabin Door Frame Installation DRAWING - Fuselage Structure Installation		
-1	45215-04		BULKHEAD ASSEMBLY - Fuselage, left side, Sta. 215	1	
-2	48678-02		PLATE ASSEMBLY - Door seal support	1	
-3	48678-05		* PLATE	1	
-4	48678-04		* PLATE	1	
-5	48678-06		ANGLE	1	
-6	48678-07		ANGLE	1	
-7	48395-00	F	HINGE - Door	1	
	48395-02	G	HINGE - Door	1	
	48395-03	H	HINGE - Door	1	
-8	48736-00		PLATE ASSEMBLY - Pin guide attachment	3	
-9	48548-00		GUIDE ASSEMBLY - Door latch pin	2	
-10	48557-00		GUIDE ASSEMBLY - Door latch pin	1	
-11	47189-00		GUIDE ASSEMBLY - Door latch pin	1	
-12	486 200		SCREW - (LP24694-S52)	12	
-13	45641-00	A	BRACKET - Door support	2	31T-7400002 to 31T-7620009 incl.
	51662-02	B,J	BRACKET - Door support, aft, Sta. 244	1	
	51662-04	K	BRACKET - Door support, aft, Sta. 244	1	
	51662-04	B	BRACKET - Door support, forward, Sta. 215	1	
-14	45680-00		CHANNEL ASSEMBLY - Door header	1	
-15	45619-00		GUSSET - Door header	1	
-16	45228-00		BRACKET - Door header, channel attachment	1	
-17	45642-00		BRACKET - Door header, channel attachment	1	
-18	45376-00		SPLICE - Fuselage stringer	AR	
-19	45218-00		BULKHEAD - Fuselage, top, Sta. 215	1	
-20	45223-00		BULKHEAD - Fuselage, top, Sta. 224.5	1	
-21	45233-00		BULKHEAD - Fuselage, top, Sta. 234	1	
-22	48591-03	A	BOX ASSEMBLY - Oxygen mask storage	1	31T-7400002 to 31T-7620010 incl.
	49072-02	C	BOX ASSEMBLY - Oxygen mask storage	1	
	29144-02	L	BOX - Oxygen mask storage	1	
	29144-03	M	BOX - Oxygen mask storage	1	
-23	42080-00	E	* PLACARD - Oxygen mask container cover	1	
-24	48025-04		STRINGER - Fuselage (B.L. O)	1	
-25	48025-06		STRINGER - Fuselage, left side (B.L. 6.20)	1	
-26	48025-05		STRINGER - Fuselage, right side (B.L. 6.20)	1	
-27	48025-08		STRINGER - Fuselage, left side (B.L. 12.31)	1	
-28	48025-07		STRINGER - Fuselage, right side (B.L. 12.31)	1	
-29	48025-10		STRINGER - Fuselage, left side (B.L. 18.06)	1	
-30	48025-09		STRINGER - Fuselage, right side (B.L. 18.06)	1	
-31	45118-00		BULKHEAD ASSEMBLY - Window frame, forward	1	
-32	45119-00		BULKHEAD ASSEMBLY - Window frame, aft	1	
-33	45117-00		CHANNEL - Rear window, upper frame	1	
-34	45116-00		CHANNEL - Rear window, lower frame	1	
-35	45083-03		SUPPORT - Window frame, forward	1	
-36	45083-02		SUPPORT - Window frame, aft	1	
-37	45078-00		CHANNEL - Fuselage, intercoastal, Sta. 215 to Sta. 244	1	
-38	45124-00		SKIN - Rear window doubler	1	
-39	45515-00		SKIN - Fuselage, lower, Sta. 215 to Sta. 244	1	

When ordering, always specify Part Number, Description and Serial Number of Aircraft

PIPER PARTS CATALOG

Figure and Index Number	Part Number	Code	NOMENCLATURE	No Req	SERIAL NUMBERS AFFECTED
22-40	45516-00		SKIN - Fuselage, upper, Sta 215 to Sta 244	1	
-41	46133-00		FIN - Dorsal, Sta 215 to Sta 244	1	
-42	47759-00		GUTTER - Rain	1	
-43	46968-00	A	BRACKET ASSEMBLY - Reading light mounting	1	31T-7400002 to 31T-7620010 incl
-44	46491-00	E	BRACKET	1	
-45	42496-00	A	SUPPORT ASSEMBLY - Ash tray	1	31T-7400002 to 31T-7620010 incl
-46	49056-02	C	BRACKET ASSEMBLY - Light retaining	1	
	49056-04	D	BRACKET ASSEMBLY - Light retaining	1	
-47	02031-02	N	BRACKET - Curtain attachment, Sta 215 to Sta 234	8	

When ordering, always specify Part Number, Description and Serial Number of Aircraft

PIPER PARTS CATALOG

THIS PAGE INTENTIONALLY LEFT BLANK

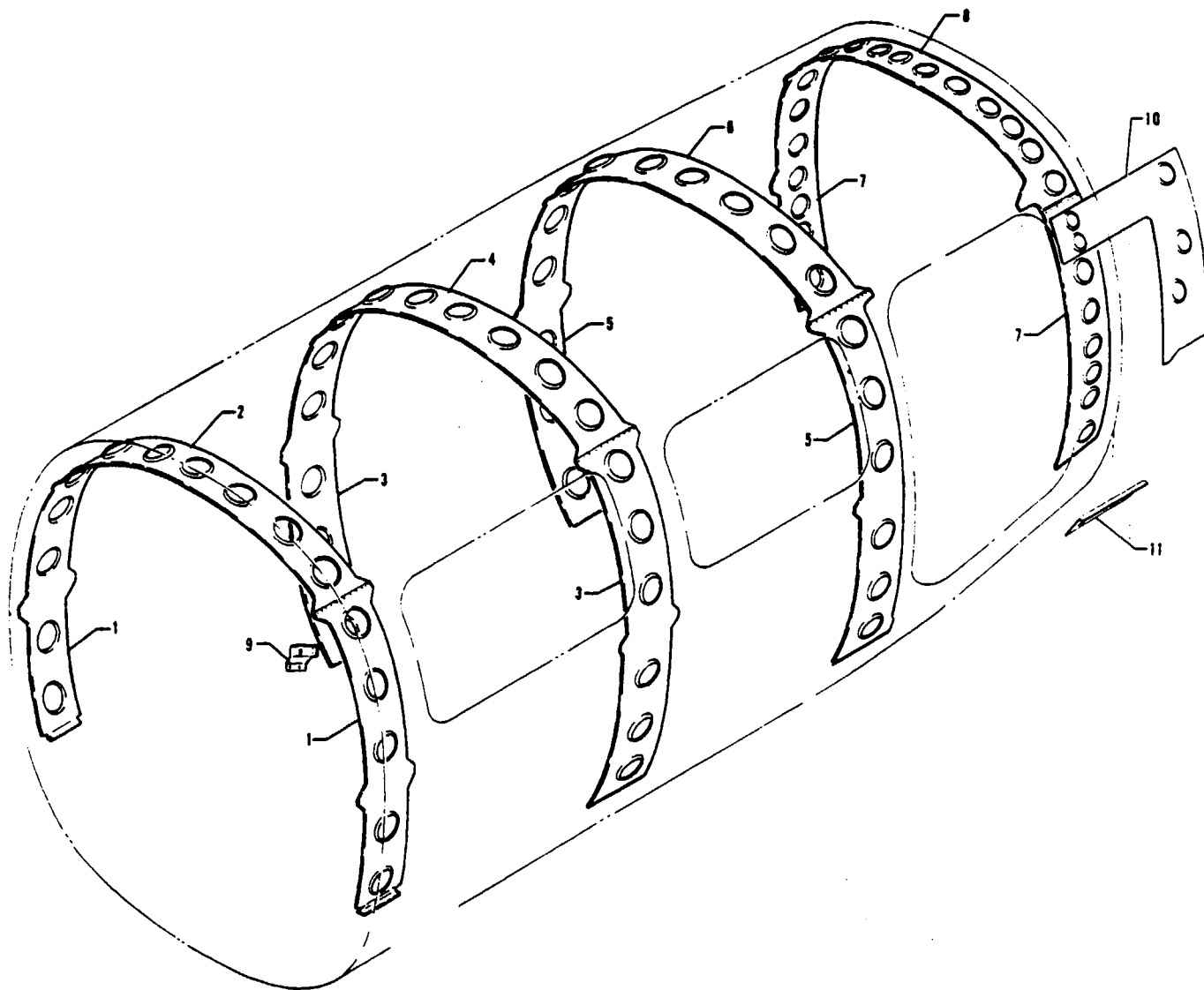


Figure 23 Inner Skin Installation

PIPER PARTS CATALOG

CODE EXPLANATIONS FOR FIGURE 23

- A - Used on PA-31T only.
- B - Used on PA-31T1 only
- C - Used on PA-31T2 only.
- D - Used if cargo door is not installed.
- E - Used if cargo door is installed.
- F - Used on PA-31T with serial numbers 31T-7820001 and up, and PA-31T1.

PIPER PARTS CATALOG

Figure and Index Number	Part Number	Code	NOMENCLATURE	No. Req.	SERIAL NUMBERS AFFECTED
23-	45031		DRAWING - Fuselage Inner Skin Installation, Sta. 135 to Sta. 140		
	45034		DRAWING - Fuselage Inner Skin Installation, Sta. 174 to Sta. 181		
	45639		DRAWING - Fuselage Inner Skin Installation, Sta. 209.5 to Sta. 215		
	45990	D	DRAWING - Fuselage Inner Skin Installation, Sta. 244 to Sta. 249.38		
	81350	E	DRAWING - Aft Fuselage Section Assembly		
-1	45031-06		INNER SKIN ASSEMBLY - Fuselage, left, Sta. 135 to Sta. 140	1	
	45031-05		INNER SKIN ASSEMBLY - Fuselage, right, Sta. 135 to Sta. 140	1	
-2	45031-04		INNER SKIN - Fuselage top, Sta. 135 to Sta. 140	1	
-3	45034-02	A	INNER SKIN ASSEMBLY - Fuselage, left, Sta. 174 to Sta. 181	1	31T-7400002 to 31T-7720069 incl
	45034-10	F	INNER SKIN ASSEMBLY - Fuselage, left, Sta. 174 to Sta. 181	1	
	45034-16	C	INNER SKIN ASSEMBLY - Fuselage, left, Sta. 174 to Sta. 181	1	
	45034-03	A	INNER SKIN ASSEMBLY - Fuselage, right, Sta. 174 to Sta. 181	1	31T-7400002 to 31T-7720069 incl.
	45034-11	F	INNER SKIN ASSEMBLY - Fuselage, right, Sta. 174 to Sta. 181	1	
	45034-17	C	INNER SKIN ASSEMBLY - Fuselage, right, Sta. 174 to Sta. 181	1	
-4	45034-04		INNER SKIN - Fuselage, top, Sta. 174 to Sta. 181	1	
-5	45639-02		INNER SKIN ASSEMBLY - Fuselage, left, Sta. 209.5 to Sta. 215	1	
	45639-14		INNER SKIN ASSEMBLY - Fuselage, right, Sta. 209.5 to Sta. 215	1	
-6	45639-04		INNER SKIN - Fuselage, top, Sta. 209.5 to Sta. 215	1	
-7	45990-02	D	INNER SKIN ASSEMBLY - Fuselage, left, Sta. 244 to Sta. 249.38	1	
	45990-03	D	INNER SKIN ASSEMBLY - Fuselage, right, Sta. 244 to Sta. 249.38	1	
	81350-03	E	INNER SKIN ASSEMBLY - Fuselage, right, Sta. 244 to Sta. 249.8	1	
-8	45990-04	D	INNER SKIN - Fuselage, top, Sta. 244 to Sta. 249.38	1	
	81350-04	E	INNER SKIN - Fuselage, top, Sta. 244 to Sta. 249.38	1	
-9	47338-00	A,B	BRACKET ASSEMBLY - Divider panel retainer, left	1	
-10	81350-05	E	INNER SKIN - Fuselage, left, Sta. 261.38 to Sta. 274	1	
-11	81778-02	E	INNER SKIN - Fuselage, lower left, Sta. 244 to Sta. 259	1	

When ordering, always specify Part Number, Description and Serial Number of Aircraft

PIPER PARTS CATALOG

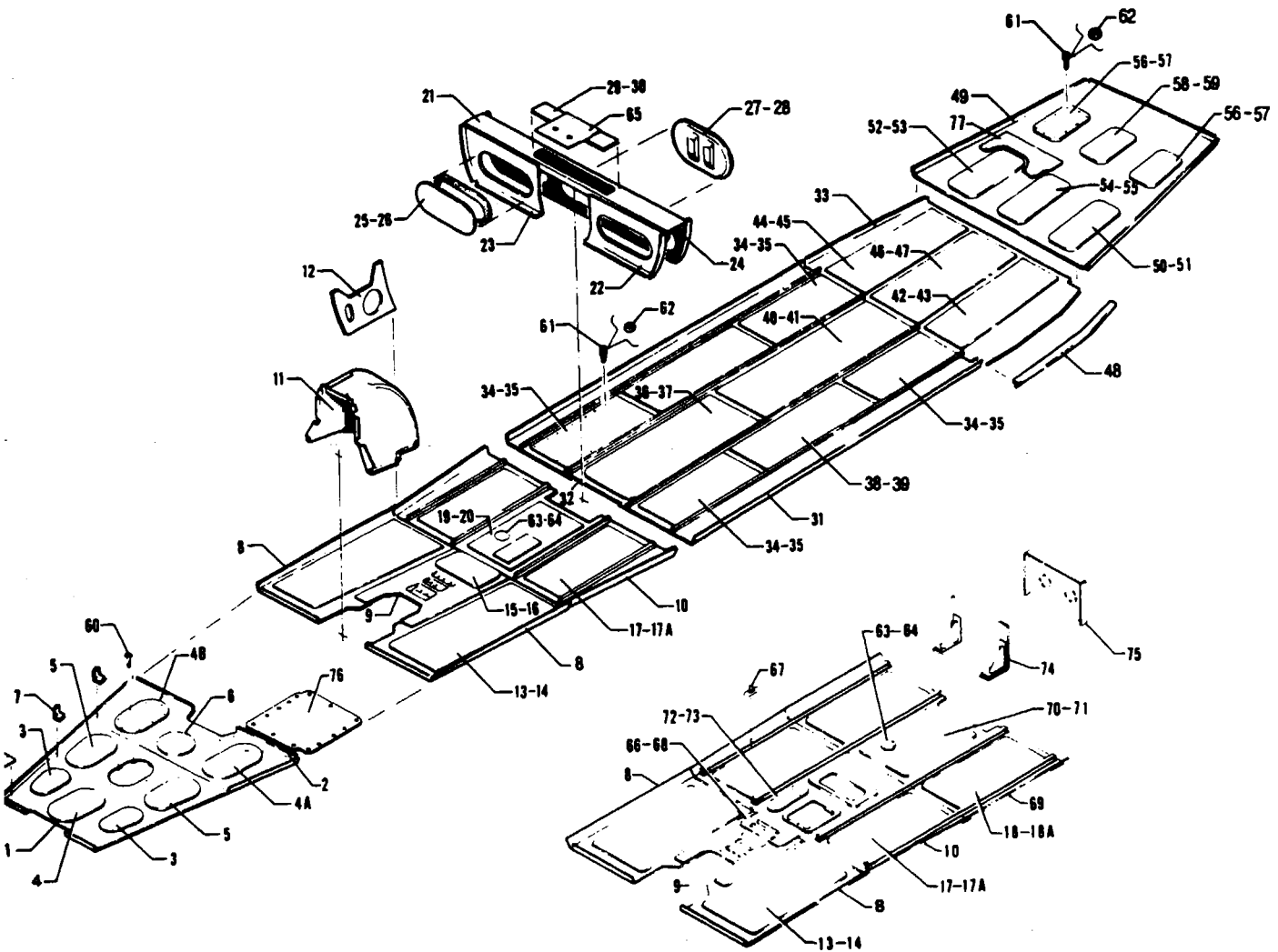


Figure 24 Floorboard Installation

PA-31T
PA-31T1
PA-31T2

PIPER PARTS CATALOG

CODE EXPLANATIONS FOR FIGURE 24

- A - Used on PA-31T only
- B - Used on PA-31T1 only
- C - Used on PA-31T2 only
- D - Used on PA-31T with serial numbers 31T-7920001 and up, and PA-31T1 with serial numbers 31T-7904001 to 31T-8304003 inclusive, 31T-1104004 and up
- E - Used on PA-31T with serial numbers 31T-7400002 to 31T-7920052 inclusive, 31T-7920054 to 31T-7920082 inclusive, and PA-31T1 with serial numbers 31T-7804001 to 31T-7904045 inclusive
- F - Used on PA-31T with serial numbers 31T-7920053, 31T-7920083 and up, PA-31T1 with serial numbers 31T-7904046 to 31T-8304003 inclusive, 31T-1104004 and up, and PA-31T2
- G - Used on PA-31T with serial numbers 31T-7920053, 31T-8020001 and up, and PA-31T1 with serial numbers 31T-8004001 to 31T-8304003 inclusive, 31T-1104004 and up
- H - Used on PA-31T with serial numbers 31T-7400002 to 31T-7920094 inclusive, and PA-31T1 with serial numbers 31T-7804001 to 31T-7904057 inclusive
- J - Used on PA-31T with serial numbers 31T-8020001 and up, PA-31T1 with serial numbers 31T-8004001 to 31T-8304003 inclusive, 31T-1104004 and up, and PA-31T2
- K - Used on PA-31T with serial numbers 31T-7920053, 31T-7920083 to 31T-8020092 inclusive, and PA-31T1 with serial numbers 31T-7904046 to 31T-8004057 inclusive
- L - Used on PA-31T with serial numbers 31T-8120001 and up, and PA-31T1 with serial numbers 31T-8104001 to 31T-8304003 inclusive, 31T-1104004 and up
- M - Used on PA-31T with serial numbers 31T-7400002 to 31T-7820074 inclusive, and PA-31T1 with serial numbers 31T-7804001 to 31T-7804004 inclusive
- N - Used on PA-31T with serial numbers 31T-7820075 and up, and PA-31T1 with serial numbers 31T-7804005 to 31T-8304003 inclusive, 31T-1104004 and up
- O - Used on PA-31T with serial numbers 31T-7400002 to 31T-7820092 inclusive, and PA-31T1 with serial numbers 31T-7804001 to 31T-7804011 inclusive
- P - Used if cargo door is installed
- Q - Used if third and fourth forward facing passenger seats are installed
- R - Used if cargo door is not installed
- S - Used on PA-31T. Also used on PA-31T1 with serial numbers 31T-7804001 to 31T-8104101 inclusive
- T - Used if 22 0 cu ft oxygen bottle is installed
- U - Used if 48 3 cu ft or 49 8 cu ft oxygen bottle is installed
- V - Used on PA-31T with serial numbers 31T-8020001 and up, PA-31T1 with serial numbers 31T-8004001 to 31T-8104101 inclusive, and PA-31T2
- W - Used on PA-31T, PA-31T1 with serial numbers 31T-7804001 to 31T-8104101 inclusive, and PA-31T2
- X - Used if toilet seat with relief tube hole at Sta 241 00, is installed
- Y - Used if toilet seat with relief tube hole at Sta 236 50, is installed
- Z - Used if toilet seat is not installed
- AA - Used on PA-31T1 with serial numbers 31T-8304001 to 31T-8304003 inclusive, 31T-1104004 and up
- AB - Used on PA-31T2 with serial numbers 31T-8166049, 31T-8166074 to 31T-8166076 inclusive, 31T-1166001 and up

PIPER PARTS CATALOG

Figure and Index Number	Part Number	Code	NOMENCLATURE	No Req	SERIAL NUMBERS AFFECTED
24-	50549		DRAWING - Floorboard Installation - Forward Baggage Compartment		
	45695	A,B	DRAWING - Floorboard Installation (Sta 81 to Sta 135)		
	45798	H	DRAWING - Floorboard Installation (Sta 140 to Sta 244)		
	45684	R	DRAWING - Floorboard Installation (Sta 244 to Sta 274)		
	81325	P	DRAWING - Floorboard Installation (Sta 244 to Sta 274)		
	29138	V	DRAWING - Floorboard Installation (Sta 140 to Sta 244)		
	02020	AA	DRAWING - Floorboard Installation (Sta 140 to Sta 244)		
	29420	C	DRAWING - Floorboard Installation (Sta 57 to Sta 135)		
-1	50549-05	O	FLOORBOARD ASSEMBLY - Forward baggage compartment, Sta 9 to Sta 37	1	
	50549-07	D	FLOORBOARD ASSEMBLY - Forward baggage compartment, Sta 9 to Sta 37	1	
	50549-07	C	FLOORBOARD ASSEMBLY - Forward baggage compartment, Sta -15 to Sta 13	1	
-2	45285-300	S	FLOORBOARD ASSEMBLY - Forward baggage compartment, Sta 37 to Sta 49 60	1	
	45285-16	AA	FLOORBOARD ASSEMBLY - Forward baggage compartment, Sta 37 to Sta 49 60	1	
	45285-11	C	FLOORBOARD ASSEMBLY - Forward baggage compartment, Sta 13 to Sta 25 60	1	
-3	45303-00		COVER - Floorboard assembly, forward baggage compartment	2	
-4	45304-00		COVER - Floorboard assembly, forward baggage compartment	1	
-4a	45304-00	A,B	COVER - Floorboard assembly, forward baggage compartment	1	
	29865-02	C	COVER - Floorboard assembly, forward baggage compartment	1	
-4b	45304-00	S	COVER - Floorboard assembly, forward baggage compartment	1	
	29824-02	AA	COVER - Floorboard assembly, forward baggage compartment	1	
	29824-02	C	COVER - Floorboard assembly, forward baggage compartment	1	
-5	45302-00		COVER - Floorboard assembly, forward baggage compartment	2	
-6	45301-00		COVER - Floorboard assembly, forward baggage compartment	1	
-7	45338-00		CLIP - Floorboard assembly, forward baggage compartment	2	
-8	45669-00	A,B	FLOORBOARD ASSEMBLY - Outboard, left, Sta 81 to Sta 111 50	1	
	45669-00	C	FLOORBOARD ASSEMBLY - Outboard, left, Sta 57 to Sta 87 50	1	
	45669-01	A,B	FLOORBOARD ASSEMBLY - Outboard, right, Sta 81 to Sta 111 50	1	
	45669-01	C	FLOORBOARD ASSEMBLY - Outboard, right, Sta 57 to Sta 87 50	1	
-9	45649-06	A,B	FLOORBOARD ASSEMBLY - Center, Sta 90 50 to Sta 111 50	1	
	45649-08	C	FLOORBOARD ASSEMBLY - Center, Sta 66 50 to Sta 87 50	1	
-10	45692-00	M	FLOORBOARD ASSEMBLY - Sta 111 50 to Sta 135	1	
	45692-04	N	FLOORBOARD ASSEMBLY - Sta 111 50 to Sta 135	1	
	29558-02	C	FLOORBOARD ASSEMBLY - Sta 87 5 to Sta 111	1	
-11	45454-00		WELL ASSEMBLY - Nose wheel	1	

When ordering, always specify Part Number, Description and Serial Number of Aircraft

PIPER PARTS CATALOG

Figure and Index Number	Part Number	Code	NOMENCLATURE	No Req	SERIAL NUMBERS AFFECTED
24-12	45013-02	A,B	PLATE ASSEMBLY - Fuselage reinforcement, left, Sta 100 to Sta 111 50	1	
	29354-04	C	PLATE ASSEMBLY - Fuselage reinforcement, left, Sta 99 to Sta 111 50	1	
	45013-03	A,B	PLATE ASSEMBLY - Fuselage reinforcement, right, Sta 100 to Sta 111 50	1	
	29354-05	C	PLATE ASSEMBLY - Fuselage reinforcement, right, Sta 99 to Sta 111 50	1	
-13	45627-00		PLATE ASSEMBLY - Floorboard cover, left	1	
	45627-01		PLATE ASSEMBLY - Floorboard cover, right	1	
-14	45627-04		* GASKET - Floorboard cover	1	
-15	45628-00	A,B	PLATE ASSEMBLY - Floorboard cover, center	1	
-16	80020-02	A,B	* GASKET - Floorboard cover	1	
-17	45706-00		PLATE ASSEMBLY - Floorboard cover, left	1	
	45707-00		PLATE ASSEMBLY - Floorboard cover, right	1	
-17a	85512-39		* STRIP - Sponge rubber	4	
-18	45707-04	C	PLATE ASSEMBLY - Floorboard cover, outboard, left, Sta 111 to Sta 135	1	31T-8166001 to 31T-8166048 incl 31T-8166050 to 31T-8166073 incl
	45707-08	AB	PLATE ASSEMBLY - Floorboard cover, outboard, left, Sta 111 to Sta 135	1	
	45707-03	C	PLATE ASSEMBLY - Floorboard cover, outboard, right, Sta 111 to Sta 135	1	31T-8166001 to 31T-8166048 incl 31T-8166050 to 31T-8166073 incl
	45707-07	AB	PLATE ASSEMBLY - Floorboard cover, outboard, right, Sta 111 to Sta 135	1	
-18a	85512-39	C	* STRIP - Sponge rubber	1	
-19	50437-00	E	PLATE ASSEMBLY - Floorboard cover	1	
	50437-04	K	PLATE ASSEMBLY - Floorboard cover	1	
	50437-05	L	PLATE ASSEMBLY - Floorboard cover	1	
-20	85512-39	A,B	* STRIP - Sponge rubber	4	
-21	45782-00	A,B	COVER ASSEMBLY - Spar	1	
	29953-02	C	COVER ASSEMBLY - Spar	1	
-22	45782-04		* PLATE ASSEMBLY - Spar cover, forward, left	1	
-23	45782-05		* PLATE ASSEMBLY - Spar cover, forward, right	1	
-24	45782-07		* PLATE ASSEMBLY - Spar cover, aft	1	
-25	45779-00	A,B	PLATE ASSEMBLY - Spar cover access	4	31T-8166001 to 31T-8166048 incl 31T-8166050 to 31T-8166073 incl
	45779-00	C	PLATE ASSEMBLY - Spar cover access	4	
	45779-00	AB	PLATE ASSEMBLY - Spar cover access, rear	2	
	45779-05	AB	PLATE ASSEMBLY - Spar cover access, front	2	
-26	45779-04		* GASKET - Plate cover	1	
-27	45780-00		PLATE ASSEMBLY - Spar cover access	1	
-28	45780-04		* GASKET - Plate cover	1	
-29	45781-00	A,B	PLATE ASSEMBLY - Spar cover access	1	
	45781-04	C	PLATE ASSEMBLY - Spar cover access	1	
-30	45781-03		* GASKET - Plate cover	1	
-31	45626-00	H	FLOORBOARD ASSEMBLY - Outboard, left, Sta 140 to Sta 215	1	
	29136-02	J	FLOORBOARD ASSEMBLY - Outboard, left, Sta 140 to Sta 215	1	
	45626-01	H	FLOORBOARD ASSEMBLY - Outboard, right, Sta 140 to Sta 215	1	
	29136-03	J	FLOORBOARD ASSEMBLY - Outboard, right, Sta 140 to Sta 215	1	
-32	45625-00	H	FLOORBOARD ASSEMBLY - Center, Sta 140 to Sta 215	1	
	29137-02	J	FLOORBOARD ASSEMBLY - Center, Sta 140 to Sta 215	1	

When ordering, always specify Part Number, Description and Serial Number of Aircraft

PIPER PARTS CATALOG

Figure and Index Number	Part Number	Code	NOMENCLATURE	No Req	SERIAL NUMBERS AFFECTED
24-33	45686-00	H	FLOORBOARD ASSEMBLY - Sta 215 to Sta 244	1	
	29168-02	V	FLOORBOARD ASSEMBLY - Sta 215 to Sta 244	1	
	02015-02	AA	FLOORBOARD ASSEMBLY - Sta 215 to Sta 244	1	
-34	45655-00	H	PLATE ASSEMBLY - Floorboard cover, outboard, left	2	
	45655-00	J	PLATE ASSEMBLY - Floorboard cover, outboard, left, rear	1	
	29139-02	J	PLATE ASSEMBLY - Floorboard cover, outboard, left, forward	1	
	45655-01	H	PLATE ASSEMBLY - Floorboard cover, outboard, right	2	
	45655-01	J	PLATE ASSEMBLY - Floorboard cover, outboard, right, rear	1	
	29139-03	J	PLATE ASSEMBLY - Floorboard cover, outboard, right, forward	1	
-35	85512-35		* STRIP - Sponge rubber	4	
-36	45653-00		PLATE ASSEMBLY - Floorboard cover, center	1	
-37	45653-03		* GASKET - Cover plate	1	
-38	45656-00	H	PLATE ASSEMBLY - Floorboard cover, outboard, left	1	
	29140-02	J	PLATE ASSEMBLY - Floorboard cover, outboard, left	1	
	45656-02	H	PLATE ASSEMBLY - Floorboard cover, outboard, right	1	
	29140-03	J	PLATE ASSEMBLY - Floorboard cover, outboard, right	1	
-39	85512-35		* STRIP - Sponge rubber	4	
-40	45654-00		PLATE ASSEMBLY - Floorboard cover, center	1	
-41	85512-35		* STRIP - Sponge rubber	4	
-42	45747-00	W	PLATE ASSEMBLY - Floorboard cover, left, Sta 215 to Sta 244	1	
	01988-02	AA	PLATE ASSEMBLY - Floorboard cover, left, Sta 215 to Sta 244	1	
-43	45747-03	W	* GASKET - Cover plate	1	
	01988-04	AA	* GASKET - Cover plate	1	
-44	45748-00	W,Z	PLATE ASSEMBLY - Floorboard cover, right, Sta 215 to Sta 244	1	
	01989-02	Z,AA	PLATE ASSEMBLY - Floorboard cover, right, Sta 215 to Sta 244	1	
	01989-04	X,AA	PLATE ASSEMBLY - Floorboard cover, right, Sta 215 to Sta 244	1	
	01989-06	Y,AA	PLATE ASSEMBLY - Floorboard cover, right, Sta 215 to Sta 244	1	
-45	45748-03	W	* GASKET - Cover plate	1	
	01989-08	AA	* GASKET - Cover plate	1	
-46	45746-00	W	PLATE ASSEMBLY - Floorboard cover, center, Sta 215 to Sta 244	1	
	01731-02	AA	PLATE ASSEMBLY - Floorboard cover, center, Sta 215 to Sta 244	1	
-47	85512-35		* STRIP - Sponge rubber	4	
-48	45648-00		SILL - Cabin door	1	
-49	45684-03	R,S	FLOORBOARD ASSEMBLY - Sta 244 to Sta 274	1	
	45684-07	R,AA	FLOORBOARD ASSEMBLY - Sta 244 to Sta 274	1	
	45684-05	C,R	FLOORBOARD ASSEMBLY - Sta 244 to Sta 274	1	
	81325-03	P	FLOORBOARD ASSEMBLY - Sta 244 to Sta 274	1	
-50	45682-03		COVER ASSEMBLY - Outboard, left	1	
-51	80020-05		* GASKET - Cover	1	
-52	45682-02	A,B,R	COVER ASSEMBLY - Outboard, right	1	
	45682-12	C,R	COVER ASSEMBLY - Outboard, right	1	
	45682-10	P	COVER ASSEMBLY - Outboard, right	1	
-53	80020-04		* GASKET - Cover	1	
-54	45682-04	W	COVER ASSEMBLY - Center	1	
	45682-18	AA	COVER ASSEMBLY - Center	1	
-55	80020-04		* GASKET - Cover	1	

When ordering, always specify Part Number, Description and Serial Number of Aircraft

PIPER PARTS CATALOG

Figure and Index Number	Part Number	Code	NOMENCLATURE	No. Req	SERIAL NUMBERS AFFECTED
24-56	45683-00		COVER ASSEMBLY - Floor access, outboard	2	
-57	80020-03		* GASKET - Access cover	1	
-58	45683-02		COVER ASSEMBLY - Floor access, center	1	
-59	80020-03		* GASKET - Access cover	1	
-60	415 533		SCREW - (MS35206-243)	58	
-61	415 535		SCREW - (MS35206-245)(#8-32 x 500 L)	629	
	411 530		SCREW - (MS35207-261)(#10-32 x 375 L)	24	
	411 531		SCREW - (MS35207-262)(#10-32 x 438 L)	8	
	415 536		SCREW - (MS35206-246)(#8-32 x 625 L)	12	
-62	494 063		WASHER - Seal	AR	
-63	49844-02	F	PLATE ASSEMBLY - Access hole cover	1	
-64	49844-04	F	* GASKET - Access cover	1	
-65	29013-02	G	PLATE ASSEMBLY - Fuel control cover	1	
-66	29432-02	C	PLATE ASSEMBLY - Floorboard cover, center	1	
-67	29434-02	C	* BOOT - Fuel control cable pressure seal	3	
-68	80020-02	C	* GASKET - Floorboard cover	1	
-69	29419-02	C	FLOORBOARD ASSEMBLY - Sta 111 to Sta 135	1	
-70	29436-02	C	PLATE ASSEMBLY - Floorboard cover, center	1	
-71	85512-48	C	* STRIP - Sponge rubber	4	
-72	29571-02	C	PLATE ASSEMBLY - Floorboard cover	1	
-73	29571-04	C	* GASKET - Floorboard cover	1	
-74	29460-02	C	PLATE ASSEMBLY - Spar brace	1	
-75	81394-02	C.Q	PLATE ASSEMBLY - Spar cover	1	
-76	01889-02	T,AA	FLOORBOARD ASSEMBLY - Baggage compartment, aft. Sta 50 10 to Sta 72 44	1	
	01890-02	U,AA	FLOORBOARD ASSEMBLY - Baggage compartment, aft. Sta 50 10 to Sta 72 44	1	
-77	01217-02	P,AA	DOUBLER - Cabin divider	1	
	01217-03	R,AA	DOUBLER - Cabin divider	1	
-78	49205-03	B C	PLATE - Cover	1	

When ordering, always specify Part Number Description and Serial Number of Aircraft

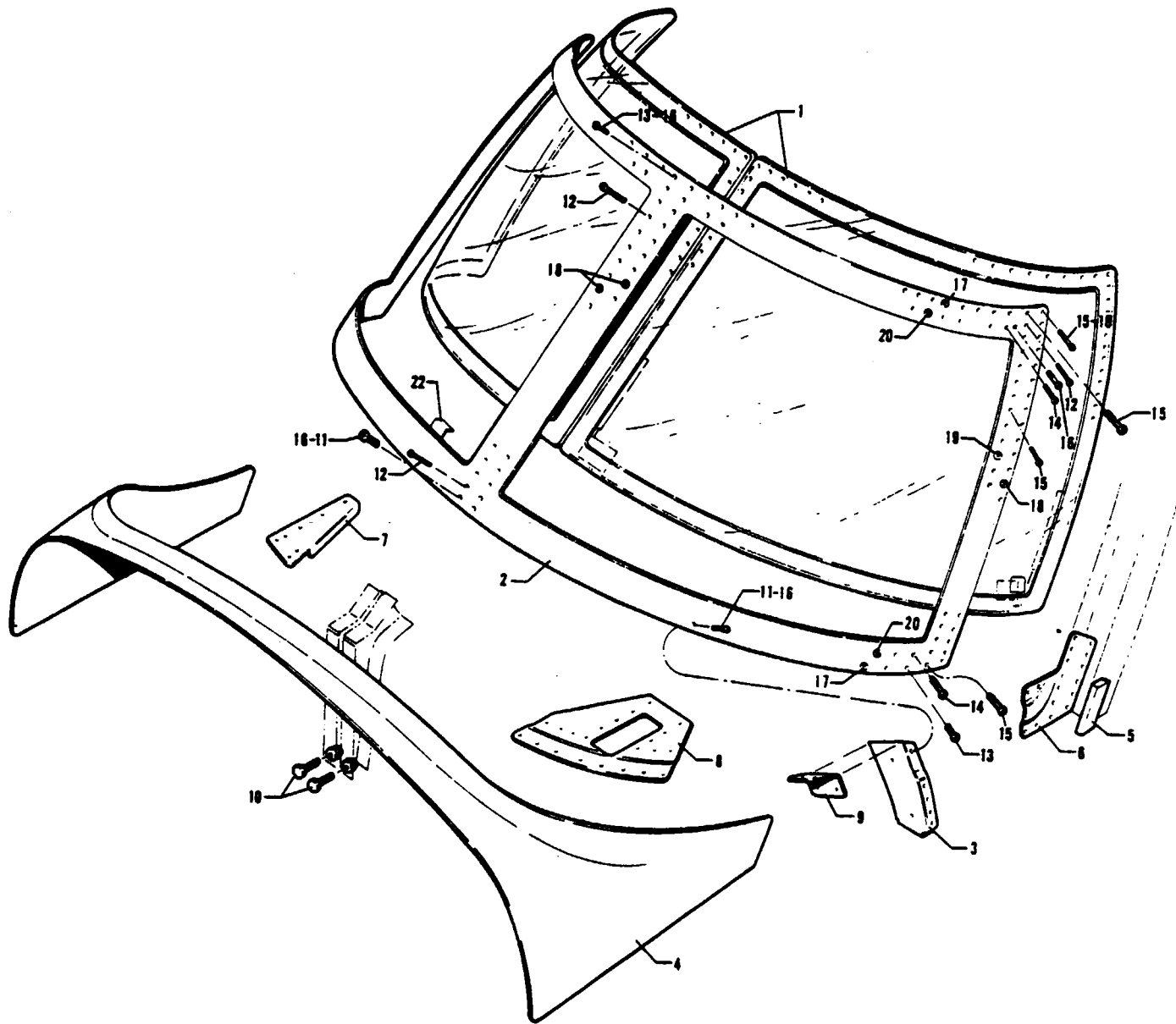


Figure 25. Windshield Installation

REVISED: JUNE 1981

1G10

PA-31T
PA-31T1
PA-31T2

PIPER PARTS CATALOG

CODE EXPLANATIONS FOR FIGURE 25

- A - Used on PA-31T1 only
- B - Used on PA-31T only
- C - Used on PA-31T with serial numbers 31T-7820003 to 31T-7920052 inclusive, 31T-7920054 to 31T-7920094 inclusive, and PA-31T1 with serial numbers 31T-7804001 to 31T-7904057 inclusive
- D - Used on PA-31T with serial numbers 31T-7400002 to 31T-7920052 inclusive, 31T-7920054 to 31T-7920094 inclusive, and PA-31T1 with serial numbers 31T-7804001 to 31T-7904057 inclusive
- E - Used on PA-31T with serial numbers 31T-7920053, 31T-8020001 and up, PA-31T1 with serial numbers 31T-8004001 to 31T-8304003 inclusive, 31T-1104004 and up, and PA-31T2
- F - Used on PA-31T with serial numbers 31T-7920053, 31T-8020001 to 31T-8020092 inclusive, and PA-31T1 with serial numbers 31T-8004001 to 31T-8004057 inclusive
- G - Used on PA-31T with serial numbers 31T-7920053, 31T-8020001 to 31T-8120024 inclusive, and PA-31T1 with serial numbers 31T-8004001 to 31T-8104019 inclusive
- H - Used on PA-31T with serial numbers 31T-8120025 and up, PA-31T1 with serial numbers 31T-8104020 to 31T-8304003 inclusive, 31T-1104004 and up, and PA-31T2
- J - Used on PA-31T with serial numbers 31T-8120001 and up, PA-31T1 with serial numbers 31T-8104001 to 31T-8304003 inclusive, 31T-1104004 and up, and PA-31T2
- K - Used on PA-31T1 with serial numbers 31T-8004001 to 31T-8304003 inclusive, 31T-1104004 and up

PIPER PARTS CATALOG

Figure and Index Number	Part Number	Code	NOMENCLATURE	No. Req.	SERIAL NUMBERS AFFECTED
25-	45339	D	DRAWING - Windshield Installation		
	49573	F	DRAWING - Windshield Installation		
	51169	D	DRAWING - Windshield Installation, Copilot, Heated		
	49774	F	DRAWING - Windshield Installation, Copilot, Heated		
	49622	A	DRAWING - Windshield Installation, Pilot, Heated		31T-7804001 to 31T-7904057 incl
	49773	A	DRAWING - Windshield Installation, Pilot, Heated		31T-8004001 to 31T-8004057 incl
	29842	J	DRAWING - Windshield Installation Pilot and Copilot, Heated		
-1	45213-00	B	WINDSHIELD ASSEMBLY - Heated, left (494 671)	1	31T-7400002 to 31T-7820002 incl
	45213-01	B	WINDSHIELD ASSEMBLY - Heated, right (494 672)	1	31T-7400002 to 31T-7820002 incl
	45213-03	B	WINDSHIELD ASSEMBLY - Unheated, right (494 673)	1	31T-7400002 to 31T-7820002 incl
	45213-04	C	WINDSHIELD ASSEMBLY - Heated, left (494 682)	1	
	45213-05	C	WINDSHIELD ASSEMBLY - Heated, right (494 683)	1	
	45213-06	A	WINDSHIELD ASSEMBLY - Unheated, left (494 699)	1	31T-7804001 to 31T-7904057 incl
	45213-07	C	WINDSHIELD ASSEMBLY - Unheated, right (494 684)	1	
	56202-02	E	WINDSHIELD ASSEMBLY - Heated, left (494 687)	1	
	56202-03	E	WINDSHIELD ASSEMBLY - Heated, right (494 688)	1	
	56202-04	K	WINDSHIELD ASSEMBLY - Unheated, left (494 702)	1	
	56202-05	F	WINDSHIELD ASSEMBLY - Unheated, right (494 694)	1	
-2	45235-00	B	COLLAR - Windshield	1	31T-7400002 to 31T-7820002 incl
	45235-02	C	COLLAR - Windshield	1	
	49572-02	E	COLLAR - Windshield	1	
-3	45239-00	D	BULKHEAD - Fuselage, upper, left, Sta 90 5	1	
	45239-01	D	BULKHEAD - Fuselage, upper, right, Sta 90 5	1	
	56062-02	E	BULKHEAD - Fuselage, upper, left	1	
-4	56062-03	E	BULKHEAD - Fuselage, upper, right	1	
	45363-00	D	SKIN - Fuselage, upper, Sta 81 to Sta 100	1	
	56067-02	G	SKIN - Fuselage, upper, Sta 81 to Sta 100	1	
-5	29925-02	H	SKIN - Fuselage, upper	1	
	45186-06	D	STRIP - Windshield filler	2	
	49498-06	E	STRIP - Windshield filler, left	1	
-6	49498-05	E	STRIP - Windshield filler, right	1	
	45059-00	D	GUSSET - Fuselage, left, Sta 100 and W L 10	1	
	45059-01	D	GUSSET - Fuselage, right, Sta 100 and W L 10	1	
-7	56024-04	E	GUSSET - Fuselage, left, W L 10	1	
	56024-05	E	GUSSET - Fuselage, right, W L 10	1	
	51397-00	D	GUSSET - Elevator control bracket	1	
-8	51397-02	E	GUSSET - Elevator control bracket	1	
	45900-00	D	GUSSET - Windshield channel	1	
	49853-02	E	GUSSET - Windshield channel	1	
-9	45280-00	D	CLIP - Bulkhead attachment, left, Sta 90 5	1	
	45280-01	D	CLIP - Bulkhead attachment, right, Sta 90 5	1	
	82094-02	E	CLIP - Bulkhead attachment, left	1	
-10	82094-03	E	CLIP - Bulkhead attachment, right	1	
	401 266		BOLT - (AN3-5A)	4	
	407 564		WASHER - (AN960-10)	4	
-11	404 887		NUT - (MS20365-1032C)	4	
	48966-03	B	SCREW - Demagnetized	4	31T-7400002 to 31T-7820002 incl
	48966-03	C	SCREW - Demagnetized	2	
	407 563	B	WASHER - (AN960-8)	4	31T-7400002 to 31T-7820002 incl
	407 563	C	WASHER - (AN960-8)	2	
	404 910	B	NUT - (MS20365-832C)	4	31T-7400002 to 31T-7820002 incl
	404 910	C	NUT - (MS20365-832C)	2	

When ordering, always specify Part Number, Description and Serial Number of Aircraft

PIPER PARTS CATALOG

Figure and Index Number	Part Number	Code	NOMENCLATURE	No. Req.	SERIAL NUMBERS AFFECTED
25-12	48966-06	B	SCREW - Demagnetized	44	31T-7400002 to 31T-7820002 incl.
	48966-06	C	SCREW - Demagnetized	26	
	407 563	B	WASHER - (AN960-8)	44	
	407 563	C	WASHER - (AN960-8)	26	
	404 910	B	NUT - (MS20365-832C)	44	
	404 910	C	NUT - (MS20365-832C)	26	
-13	48966-02	B	SCREW - Demagnetized	118	31T-7400002 to 31T-7820002 incl.
	48966-02	C	SCREW - Demagnetized	53	
	407 563	B	WASHER - (AN960-8)	118	
	407 563	C	WASHER - (AN960-8)	53	
	404 910	B	NUT - (MS20365-832C)	118	
	404 910	C	NUT - (MS20365-832C)	53	
-14	48966-04	B	SCREW - Demagnetized	116	31T-7400002 to 31T-7820002 incl.
	48966-04	C	SCREW - Demagnetized	56	
	407 563	B	WASHER - (AN960-8)	116	
	407 563	C	WASHER - (AN960-8)	56	
	404 910	B	NUT - (MS20365-832C)	116	
	404 910	C	NUT - (MS20365-832C)	56	
-15	48966-05	B	SCREW - Demagnetized	82	31T-7400002 to 31T-7820002 incl.
	48966-05	C	SCREW - Demagnetized	44	
	407 563	B	WASHER - (AN960-8)	82	
	407 563	C	WASHER - (AN960-8)	44	
	404 910	B	NUT - (MS20365-832C)	82	
	404 910	C	NUT - (MS20365-832C)	44	
-16	48966-08	E	SCREW - Demagnetized (21/32" L)	10	
	407 584	E	WASHER - (AN960-10L)	10	
	404 887	E	NUT - (MS20365-1032C)	10	
	48966-07	E	SCREW - Demagnetized (17/32" L)	50	
-17	407 584	E	WASHER - (AN960-10L)	50	
	404 887	E	NUT - (MS20365-1032C)	50	
	48966-11	E	SCREW - Demagnetized (1 5/32" L)	54	
	407 584	E	WASHER - (AN960-10L)	54	
-18	404 887	E	NUT - (MS20365-1032C)	54	
	48966-13	E	SCREW - Demagnetized (1 3/32" L)	20	
	407 584	E	WASHER - (AN960-10L)	20	
	404 887	E	NUT - (MS20365-1032C)	20	
-19	48966-10	E	SCREW - Demagnetized (1 1/32" L)	56	
	407 584	E	WASHER - (AN960-10L)	56	
	404 887	E	NUT - (MS20365-1032C)	56	
	48966-12	E	SCREW - Demagnetized (1 9/32" L)	2	
-20	407 584	E	WASHER - (AN960-10L)	2	
	404 887	E	NUT - (MS20365-1032C)	2	
	48966-12	E	SCREW - Demagnetized (1 9/32" L)	2	
-21	407 584	E	WASHER - (AN960-10L)	2	
	404 887	E	NUT - (MS20365-1032C)	2	
	81346-02		BRACKET - Instrument access panel support, right	1	

When ordering, always specify Part Number, Description and Serial Number of Aircraft

PIPER PARTS CATALOG

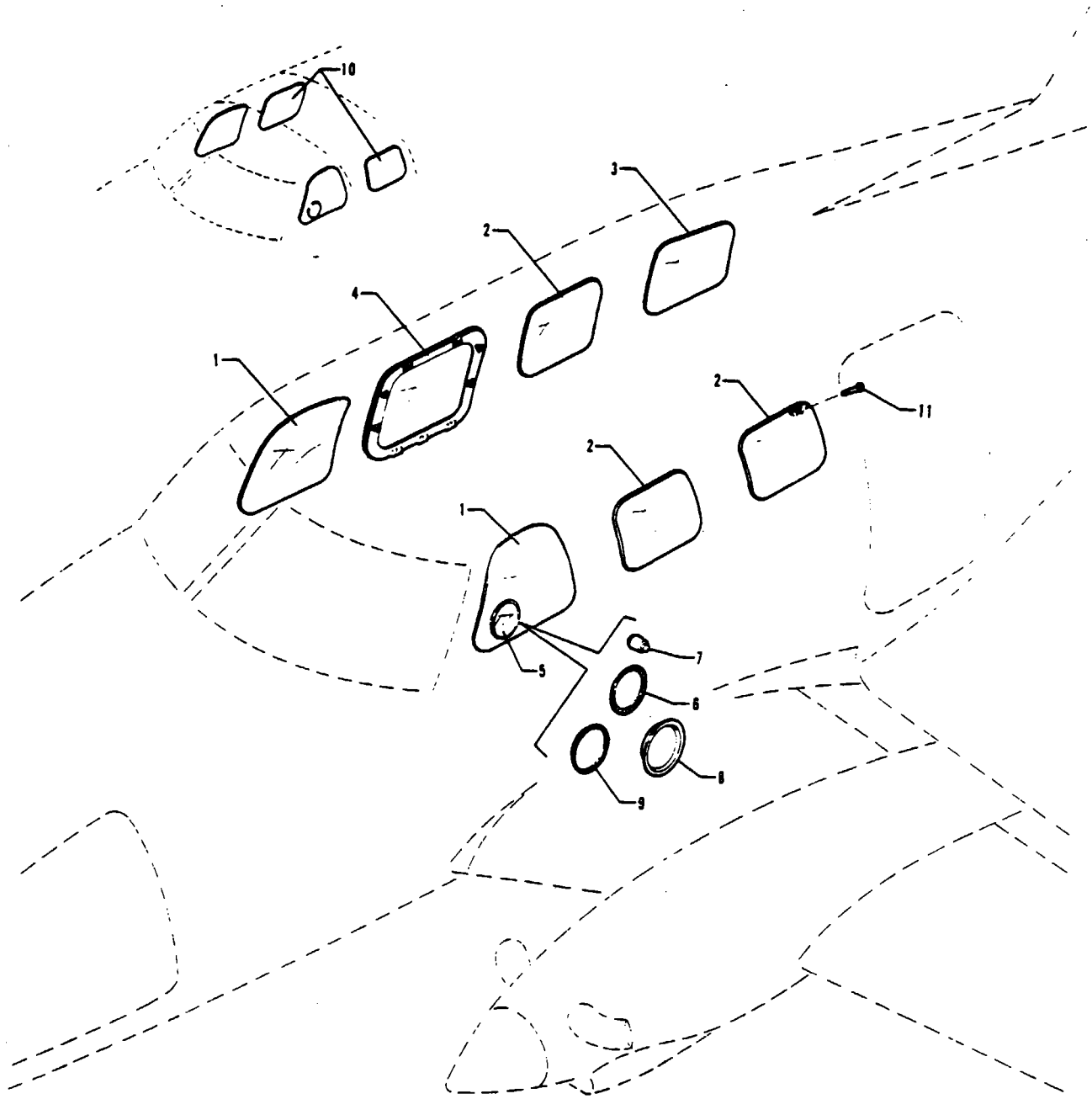


Figure 26 External Windows Installation

PIPER PARTS CATALOG

CODE EXPLANATIONS FOR FIGURE 26

- A - Used on PA-31T only
- B - Used on PA-31T1 only
- C - Used on PA-31T2 only
- D - See Figure 27 for component parts
- E - Used on PA-31T with serial numbers 31T-7720001 and up. PA-31T1 and PA-31T2
- F - Used on PA-31T with serial numbers 31T-7720001 and up. and PA-31T1

PIPER PARTS CATALOG

Figure and Index Number	Part Number	Code	NOMENCLATURE	No Req	SERIAL NUMBERS AFFECTED
26-	45099	A	DRAWING - Windows Installation		31T-7400002 to 31T-7620057 incl
	54901	F	DRAWING - Windows Installation		
	48300		DRAWING - Emergency Exit Window Installation		
	29477	C	DRAWING - Windows Installation		
-1	45099-08	A	WINDOW - Fuselage, left front	1	31T-7400002 to 31T-7620057 incl
	54901-04	E	WINDOW - Fuselage, left front	1	
	45099-03	A	WINDOW - Fuselage, right front	1	31T-7400002 to 31T-7620057 incl
	54901-05	E	WINDOW - Fuselage, right front	1	
-2	45099-13		WINDOW - Fuselage	3	
-3	45099-11		WINDOW - Fuselage, right rear	1	
-4	48299-00	D	WINDOW ASSEMBLY - Emergency exit	1	
-5	51234-00		WINDOW ASSEMBLY - Storm	1	
-6	51234-02		* SEAL - Storm window	1	
-7	571 159		* KNOB - (34-10-201-20)	1	
-8	51223-00		RING - Storm window trim	1	
-9	01117-02		SPACER - Storm window	1	
-10	29477-04	C	WINDOW - Fuselage	2	
-11	410 243	A,B	SCREW - Window attachment (MS24694-S9)	329	
	410 243	C	SCREW - Window attachment (MS24694-S9)	397	
	81342-06	A,B	WASHER - Window attachment (408 278)	329	
	81342-06	C	WASHER - Window attachment (408 278)	397	
	404 910	A,B	NUT - Window attachment (MS20365-832C)	329	
	404 910	C	NUT - Window attachment (MS20365-832C)	397	

When ordering, always specify Part Number, Description and Serial Number of Aircraft

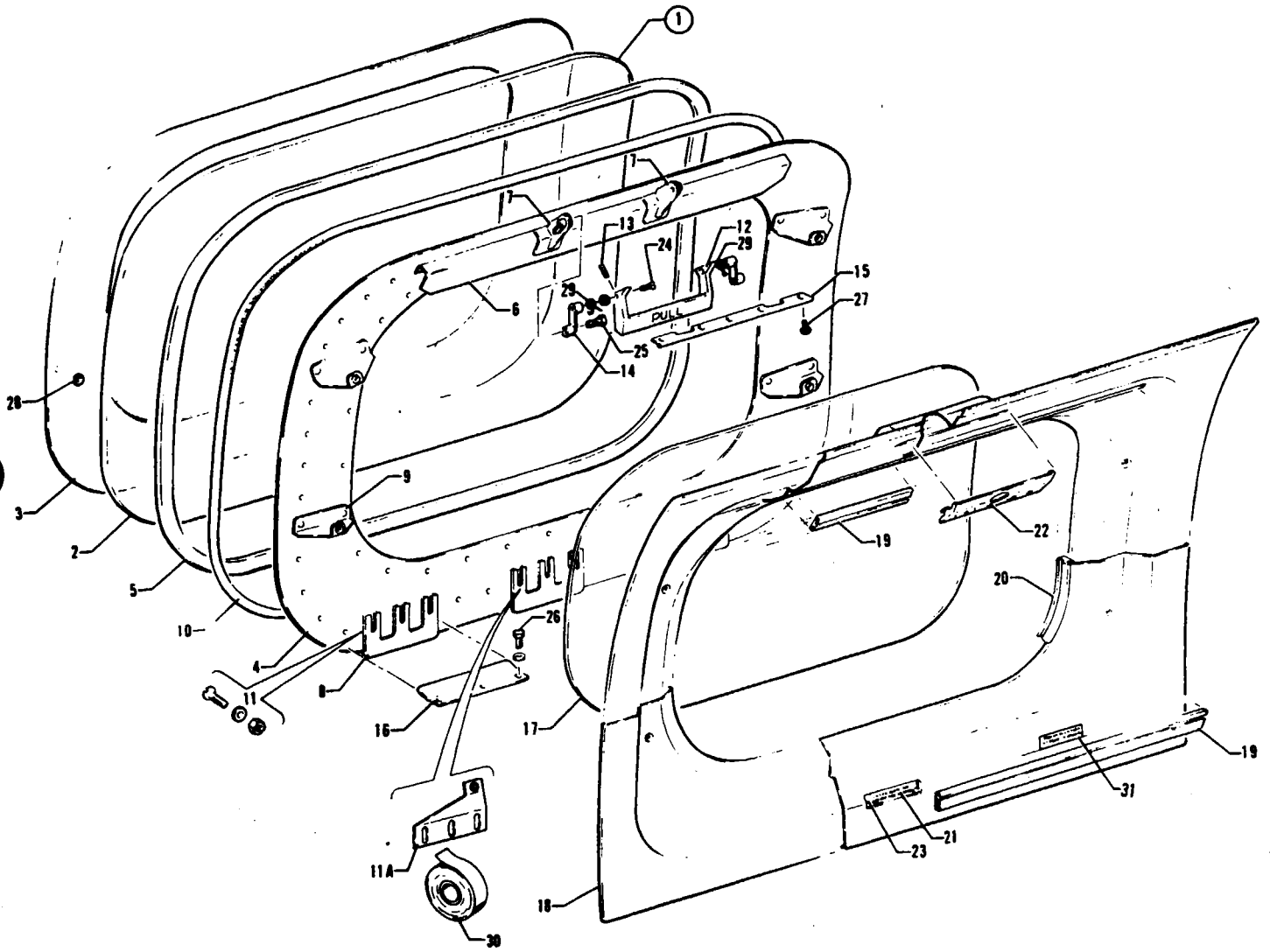


Figure 27 Emergency Exit Window Installation

PIPER PARTS CATALOG

CODE EXPLANATIONS FOR FIGURE 27

- A - When ordering, specify color white or beige
- B - Used on PA-31T with serial numbers 31T-7620011 and up, PA-31T1 and PA-31T2
- C - Used on PA-31T only
- D - Used on PA-31T with serial numbers 31T-7820001 and up, PA-31T1 and PA-31T2
- E - Used on PA-31T with serial numbers 31T-7820001 and up, PA-31T1 with serial numbers 31T-7804001 to 31T-8104101 inclusive and PA-31T2
- F - Used on PA-31T1 with serial numbers 31T-8304001 to 31T-8304003 inclusive, 31T-1104004 and up, and PA-31T2 with serial numbers 31T-1166001 and up
- G - Used on PA-31T with serial numbers 31T-7400002 and up, PA-31T1 with serial numbers 31T-7804001 to 31T-8104101 inclusive, and PA-31T2 with serial numbers 31T-8166001 to 31T-8166076 inclusive

PIPER PARTS CATALOG

Figure and Index Number	Part Number	Code	NOMENCLATURE	No Req	SERIAL NUMBERS AFFECTED
27-	48300		DRAWING - Emergency Exit Window Installation		
-1	48299-00		WINDOW ASSEMBLY - Emergency exit	1	
-2	48299-02		* WINDOW - Emergency exit	1	
-3	48299-03		* FRAME - Window, outer	1	
-4	48299-04		* FRAME - Window, inner	1	
-5	48299-05		* SPACER - Window frame	1	
-6	48287-00		* CHANNEL ASSEMBLY - Emergency exit	1	
-7	48276-00		* * BRACKET ASSEMBLY - Emergency exit handle, front	1	
	48276-01		* * BRACKET ASSEMBLY - Emergency exit handle, rear	1	
-8	48273-00		* PLATE - Emergency exit retainer	3	
-9	48274-00		* CLIP ASSEMBLY - Emergency exit moulding	4	
-10	187 659		* SEAL - Emergency exit window	8	
-11	410 248		* SCREW - (MS24694-S13)	9	
	407 563		* WASHER - (AN960-8)	9	
	404 910		* NUT - (MS20365-832C)	9	
-11a	49131-02	B	* CLIP ASSEMBLY - Moulding	1	
-12	46931-00		HANDLE - Emergency exit release	1	
-13	419 961		* SCREW - Socket set (6-32 x 3/8")	2	
-14	48275-00		LINK ASSEMBLY - Emergency exit release	2	
-15	48271-00		STRIKE CATCH - Emergency latch	1	
-16	48272-00		STRIP - Emergency exit retainer	3	
-17	48464-05		WINDOW - Inner (tinted)	1	
	48464-06		WINDOW - Inner (clear)	1	
-18	48464-04	A.C	MOULDING - Inner window	1	31T-7400002 to 31T-7620010 incl
	48464-09	C	MOULDING - Inner window	1	31T-7620011 to 31T-7720069 incl
	49270-04	E	MOULDING - Inner window	1	
	49270-14	F	MOULDING - Inner window	1	
-19	46883-03	C	TRACK - Curtain, lower	1	31T-7400002 to 31T-7620010 incl
	46883-04	C	TRACK - Curtain, upper	1	31T-7400002 to 31T-7620010 incl
	48464-10	C	TRACK - Curtain	2	31T-7620011 to 31T-7720069 incl
	15513-16	D	TRACK - Curtain	2	
-20	45506-00		MOULDING - Window extruded, 70" (187 530)	1	
-21	42457-00	C	PLACARD - Seat latching (581 270)	1	31T-7400002 to 31T-7620010 incl
	80905-02	B	DECAL - Seat requirements (456 586)	1	
-22	54587-02		PLACARD ASSEMBLY - Emergency exit latch	1	
-23	420 185		RIVET - (MS20470AD2-5)	2	
	406 343		NUT - Push on (A872-012-1)	2	
-24	486 223		SCREW - Handle (LP12G02P9)	2	
-25	400 440		BOLT - (AN3-6A)	2	
-26	400 438		BOLT - (AN3-4A)	9	
	407 564		WASHER - (AN960-10)	9	
-27	415 535		SCREW - (MS35206-245)	5	
	407 120		WASHER - (AN936B8)	5	
-28	407 563		WASHER - (AN960-8)	AR	
	407 583		WASHER - (AN960-8L)	AR	
-29	49445-02		SPRING - Emergency exit latch, forward	1	
	49445-03		SPRING - Emergency exit latch, aft	1	
-30	189 743		TAPE - Teflon, 1" wide (roll)	AR	
-31	81904-02	G	DECAL - Seat requirements (456 585)	1	
	81049-02	F	DECAL - Seat requirements (456 696)	1	

When ordering, always specify Part Number, Description and Serial Number of Aircraft

PIPER PARTS CATALOG


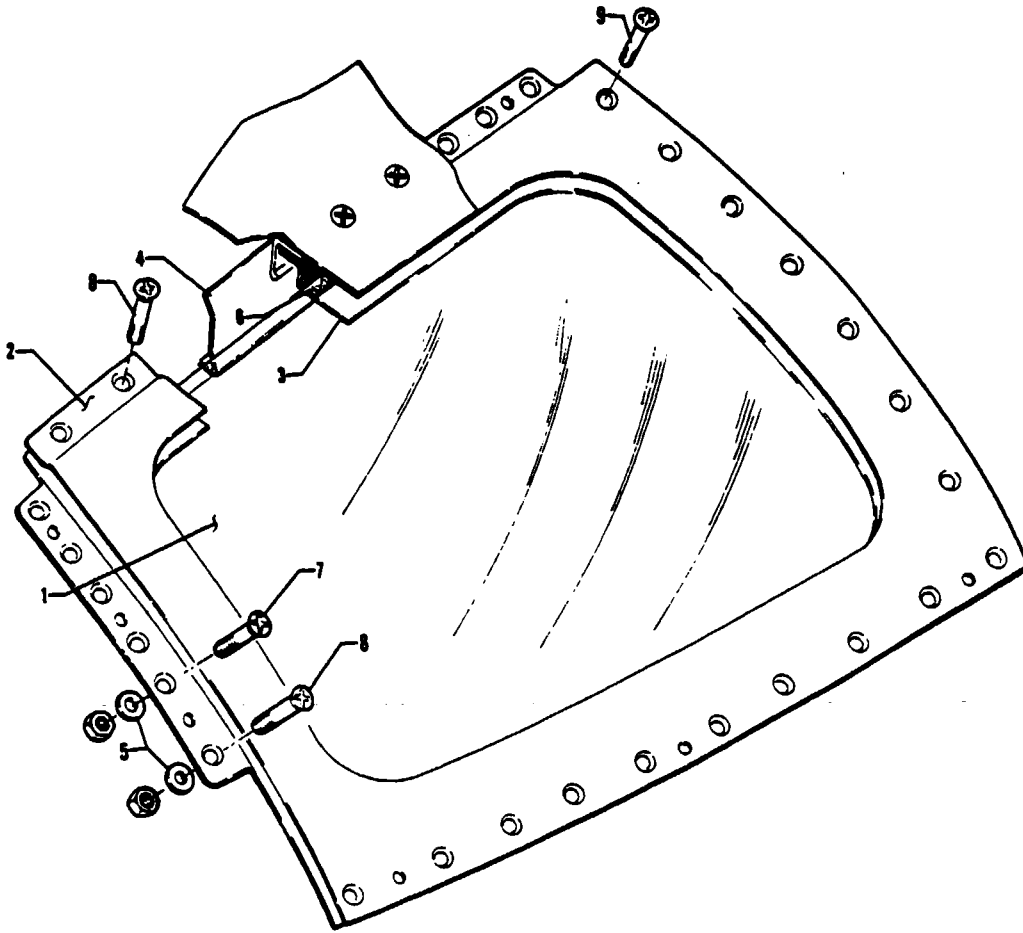


Figure 28 Overhead Window Installation
(PA-31T - Serial Nos. 31T-7400002 to 31T-7620057 inclusive)

PIPER PARTS CATALOG

CODE EXPLANATIONS FOR FIGURE 28

PIPER PARTS CATALOG

Figure and Index Number	Part Number	Code	NOMENCLATURE	No. Req.	SERIAL NUMBERS AFFECTED
28-	51214		DRAWING - Overhead Window Installation		
-1	51214-02		WINDOW - Overhead, left	1	
	51214-03		WINDOW - Overhead, right	1	
-2	51214-04		DOUBLER - Window, left	1	
	51214-05		DOUBLER - Window, right	1	
-3	51214-08		RETAINER ASSEMBLY - Window, left	1	
	51214-09		RETAINER ASSEMBLY - Window, right	1	
-4	51208-00		BRACKET ASSEMBLY - Overhead cover, left	1	
	51208-01		BRACKET ASSEMBLY - Overhead cover, right	1	
-5	81342-08		WASHER	68	
-6	187 869		CORD - Black, 5/16 Dia. (SCE-41)	3'	
-7	410 242		SCREW - (MS24694-S7)	8	
	404 910		NUT - (MS20385-832C)	8	
-8	410 241		SCREW - (MS24694-S6)	22	
	404 910		NUT - (MS20385-832C)	22	
-9	410 240		SCREW - (MS24694-S5)	38	
	404 910		NUT - (MS20385-832C)	38	

When ordering, always specify Part Number, Description and Serial Number of Aircraft

PIPER PARTS CATALOG

THIS PAGE INTENTIONALLY LEFT BLANK

PIPER PARTS CATALOG

THIS PAGE INTENTIONALLY LEFT BLANK

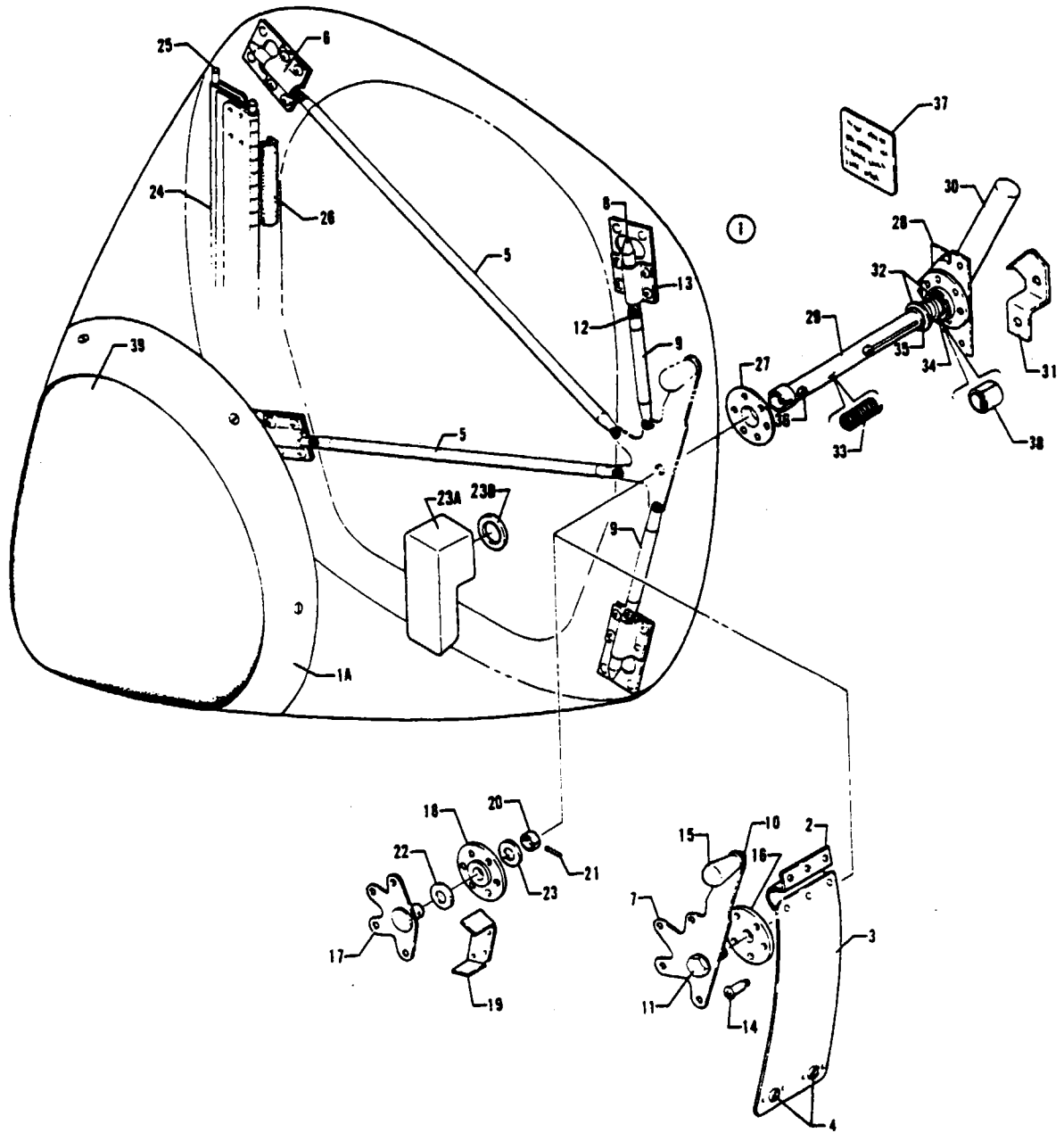


Figure 29 Nose Cone Installation

PIPER PARTS CATALOG

CODE EXPLANATIONS FOR FIGURE 29

- A - Used on PA-31T only.
- B - Used on PA-31T1 with serial numbers 31T-8004001 to 31T-8304003 inclusive, 31T-1104004 and up.
- C - Used on PA-31T2 only.
- D - Not available. Order Nose Cone Assembly for serial numbers 31T-7520033 and up, and Nose Cone Latch Mechanism Installation Kit 760 931. If Kit 760 931 has previously been installed, order only Nose Cone Assembly for serial numbers 31T-7520033 and up.
- E - Used on PA-31T with serial numbers 31T-7520033 and up, PA-31T1, and PA-31T2.
- F - Also used on PA-31T with serial numbers 31T-7400002 to 31T-7520032 inclusive if Nose Cone Latch Mechanism Installation Kit 760931 has been installed.
- G - Used on Radar Nose Cone Assembly only.
- H - Used on PA-31T with serial numbers 31T-8020001 and up, and PA-31T2.
- J - On the following aircraft, if any type of radar is installed, refer to the Avionics Drawing Index List and the appropriate drawings supplied with each aircraft when ordering replacement parts: PA-31T with serial numbers 31T-7920001 and up, PA-31T1 with serial numbers 31T-7804001 to 31T-8304003 inclusive, 31T-1104004 and up, and all PA-31T2 aircraft.
- K - Used if .125 diameter roll pin (item #21) is installed.
- L - Used if .187 diameter roll pin (item #21) is installed.
- M - Used on PA-31T2 IIXL with serial numbers 31T-8166040 to 31T-8166076 and serial numbers 31T-1166001 and up.

PIPER PARTS CATALOG

Figure and Index Number	Part Number	Code	NOMENCLATURE	No. Req.	SERIAL NUMBERS AFFECTED
29-	46177 54627	A E.F	DRAWING - Nose Cone Installation DRAWING - Nose Cone Installation		31T-7400002 to 31T-7520032 incl
-1	46173-07 48918-10 46173-08 09958-02	A.D E A.D A J	NOSE CONE ASSEMBLY NOSE CONE ASSEMBLY NOSE CONE ASSEMBLY - Radar NOSE CONE ASSEMBLY - Radar NOSE CONE ASSEMBLY - Radar	1 1 1 1 1	31T-7400002 to 31T-7520032 incl 31T-7400002 to 31T-7520032 incl 31T-7520033 to 31T-7820092 incl
-1a	51299-00	A.G J	* RADOME NOSE CAP * RADOME NOSE CAP	1 1	31T-7400002 to 31T-7820092 incl
-2	46014-00	A	* HINGE ASSEMBLY	1	31T-7400002 to 31T-7520032 incl
-3	48862-02 48862-03	A A.G	* COVER ASSEMBLY - Nose cone latch access * COVER ASSEMBLY - Nose cone latch access	1 1	31T-7400002 to 31T-7520032 incl 31T-7400002 to 31T-7520032 incl
-4	487 734 484 322 484 447	A A A	* STUD - (2-0-160) * RECEPTACLE - (82-35-302-15) * RETAINER - (82-32-101-17)	2 2 2	31T-7400002 to 31T-7520032 incl 31T-7400002 to 31T-7520032 incl 31T-7400002 to 31T-7520032 incl
-5	45268-03		* TUBE - Nose cone latch	2	
-6	45271-00		* GUIDE ASSEMBLY - Nose cone latch plunger	4	
-7	45265-00	A	* HANDLE - Nose cone latch	1	31T-7400002 to 31T-7520032 incl
-8	45266-00		* PLUNGER - Nose cone latch	4	
-9	45268-02		* TUBE - Nose cone latch	2	
-10	411 533 407 584 407 043	A A A	* SCREW - (MS35207-264) * WASHER - (AN960-10L) * WASHER - Lock (MS35338-43)	1 1 1	31T-7400002 to 31T-7520032 incl 31T-7400002 to 31T-7520032 incl 31T-7400002 to 31T-7520032 incl
-11	42965-00 407 566 407 567 407 587 404 226	A A A A A	* BOLT * WASHER - (AN960-516) * WASHER - (AN960-616) * WASHER - (AN960-616L) * NUT - (AN315-5R)	1 1 1 1 1	31T-7400002 to 31T-7520032 incl 31T-7400002 to 31T-7520032 incl 31T-7400002 to 31T-7520032 incl 31T-7400002 to 31T-7520032 incl 31T-7400002 to 31T-7520032 incl
-12	424 140 407 582 424 032		* PIN - (MS20392-1C7) * WASHER - (AN960-6L) * PIN - Cotter (MS24665-170)	8 8 8	
-13	415 535 404 910		* SCREW - (MS35206-245) * NUT - Locking (MS20365-832C)	16 16	
-14	411 535 61402-83	A A	* SCREW - (MS35207-266) * BUSHING	1 1	31T-7400002 to 31T-7520032 incl 31T-7400002 to 31T-7520032 incl
-15	571 091	A	* KNOB - (225)	1	31T-7400002 to 31T-7520032 incl
-16	45267-00	A	* PLATE - Latch handle bearing	1	31T-7400002 to 31T-7520032 incl
-17	48892-02 48892-05	E.F.K E.L	* LATCH ASSEMBLY - Nose cone * LATCH ASSEMBLY - Nose cone	1 1	
-18	45267-02	E.F	* PLATE - Latch bearing	1	
-19	48920-02	E.F	* STOP - Nose cone latch	1	
-20	48898-02 48898-03	E.F.K E.L	* COLLAR - Nose cone latch * COLLAR - Nose cone latch	1 1	
-21	480 736 480 414	E.F.K E.L	* PIN - Roll (59-028-125-1250) * PIN - Roll (79-040-187-1250)	1 1	
-22	494 268	E.F	* WASHER - Spring (U500-0170)	1	
-23	407 569	E.F	* WASHER - (AN960-816)	1	
-23a	51448-00		* BOX - Battery air inlet	1	
-23b	80122-152		* WASHER - Seal, rubber	1	
-24	45282-04		HINGE ASSEMBLY - Nose cone	1	
-25	81761-61		PIN - Nose cone hinge	2	
-26	23183-00		SEAL - Molded rubatex 6'	1	
-27	45267-04	E.F	PLATE - Torque shaft bearing	1	

When ordering, always specify Part Number, Description and Serial Number of Aircraft

PIPER PARTS CATALOG

Figure and Index Number	Part Number	Code	NOMENCLATURE	No. Req.	SERIAL NUMBERS AFFECTED
29-28	48908-02	E,F	PLATE ASSEMBLY - Nose cone latch	1	
-29	48903 02	E,F,K	SHAFT ASSEMBLY - Torque	1	
	48903-08	E,L	SHAFT ASSEMBLY - Torque	1	
-30	48901-02	E,F	HANDLE ASSEMBLY	1	
-31	48899-02	E,F	KEEPER	1	
-32	49979-04	E,F	WASHER	3	
-33	587 385	E,F	SPRING - (C0360-040-2500)	3	
-34	587 386	E,F	SPRING - (C0720-055-1750)	1	
-35	484 801	E,F	RING - Retaining (5100-56)	2	
-36	424 147	E,F	PIN - (AN392-21)	2	
	407 561	E,F	WASHER - (AN960-4)	2	
	424 032	E,F	PIN - Cotter (MS24665-170)	2	
-37	80385-02	E,F	PLACARD - Latching operation	1	
-38	82371-139		STOP - Torque shaft	1	
-39	486 676	H	RADOME BOOT - (3M SJ8665 FP-4 12 polyur.)	1	
	454 302	B	RUBBER CAP - Nose (3A5124)	1	
	454 303	M	RUBBER CAP - Nose (3A5125)	1	

When ordering, always specify Part Number, Description, and Serial Number of Aircraft

PIPER PARTS CATALOG

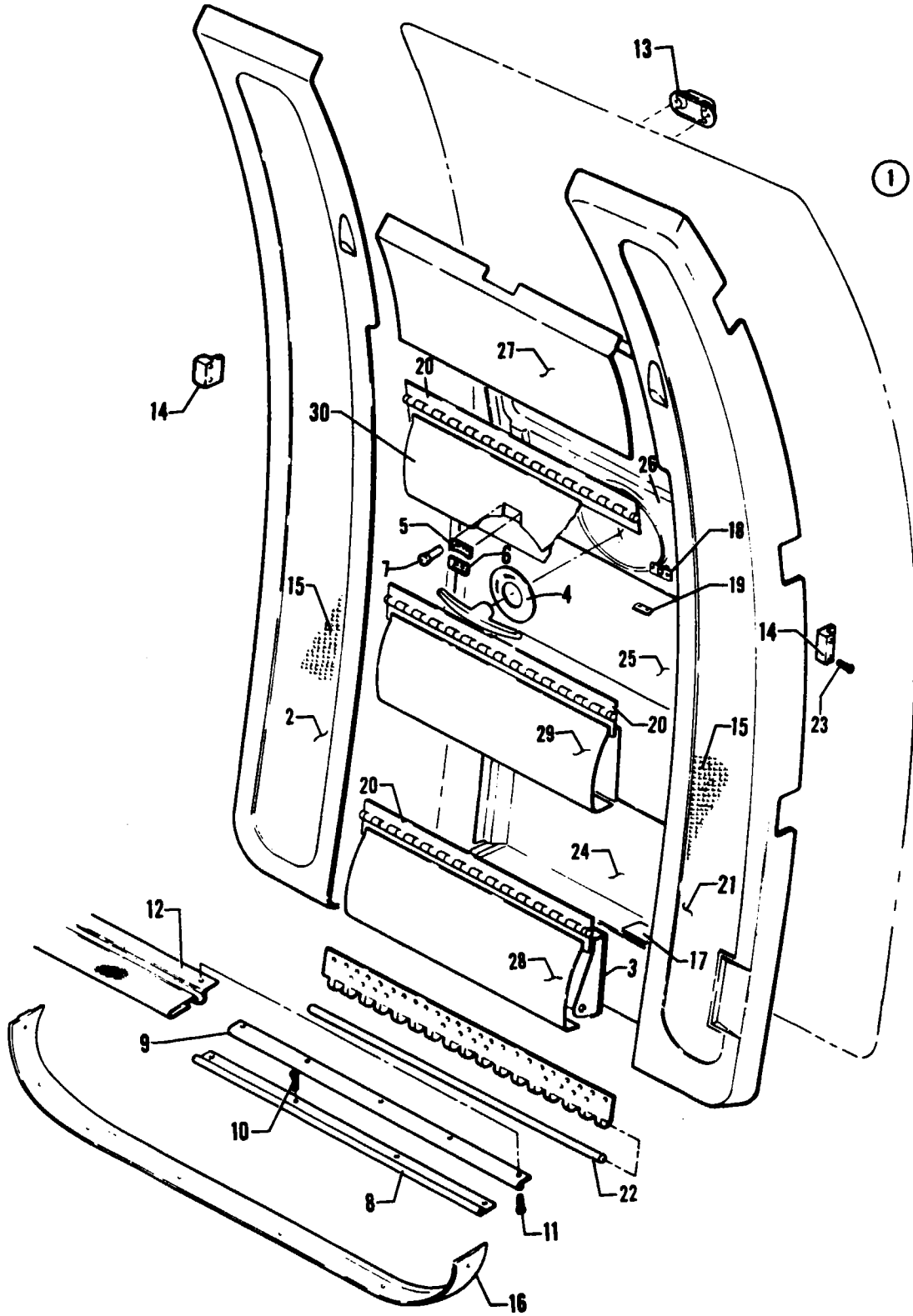


Figure 30 Cabin Entrance Door Installation

REVISED MARCH 1984

PIPER PARTS CATALOG

CODE EXPLANATIONS FOR FIGURE 30

- A - See Figure 30A for component parts
- B - Used on PA-31T with serial numbers 31T-8120065 and up, and PA-31T1 with serial numbers 31T-8104072 to 31T-8304003 inclusive, 31T-1104004 and up, and PA-31T2 with serial numbers 31T-8166048 to 31T-8166076 inclusive, 31T-1166001 and up
- C - Serial number of aircraft must be supplied when ordering this part
- D - Used on PA-31T only
- E - Used on PA-31T with serial numbers 31T-7620011 and up, PA-31T1 and PA-31T2
- F - Used on PA-31T with serial numbers 31T-7820001 to 31T-8120064 inclusive, PA-31T1 with serial numbers 31T-7804001 to 31T-8104071 inclusive, and PA-31T2 with serial numbers 31T-8166001 to 31T-8166047 inclusive
- G - Used on PA-31T with serial numbers 31T-7400002 to 31T-7920052 inclusive, 31T-7920054 to 31T-7920094 inclusive, and PA-31T1 with serial numbers 31T-7804001 to 31T-7904057 inclusive
- H - Used on PA-31T with serial numbers 31T-7920053, 31T-8020001 and up, PA-31T1 with serial numbers 31T-8004001 to 31T-8304003 inclusive, 31T-1104004 and up, and PA-31T2
- J - Used on PA-31T with serial numbers 31T-7620011 to 31T-7920052 inclusive, 31T-7920054 to 31T-7920094 inclusive, and PA-31T1 with serial numbers 31T-7804001 to 31T-7904057 inclusive
- K - Used on PA-31T with serial numbers 31T-8120046 and up, PA-31T1 with serial numbers 31T-8104050 to 31T-8304003 inclusive, 31T-1104004 and up, and PA-31T2 with serial numbers 31T-8166008 to 31T-8166076 inclusive, 31T-1166001 and up
- V - These parts must be ordered from Service Spares Department, Piper Aircraft Corporation, Vero Beach, Fla

PIPER PARTS CATALOG

Figure and Index Number	Part Number	Code	NOMENCLATURE	No Req.	SERIAL NUMBERS AFFECTED
30-	48511		DRAWING - Cabin Entrance Door Installation		
-1	46776-00	A,G	DOOR ASSEMBLY - Cabin entrance	1	
	46776-10	A,H	DOOR ASSEMBLY - Cabin entrance	1	
-2	48474-00	C,D	PANEL ASSEMBLY - Cabin door, aft	1	31T-7400002 to 31T-7620010 incl
	48474-02	C,D	PANEL ASSEMBLY - Cabin door, aft	1	31T-7620011 to 31T-7720069 incl
	49444-02	C,F	PANEL ASSEMBLY - Cabin door, aft	1	
	49444-05	B,C	PANEL ASSEMBLY - Cabin door, aft	1	
-3	48479-02	C,D	TREAD - Step	3	31T-7400002 to 31T-7620010 incl
	48479-03	C,E	TREAD - Step	3	
-4	47060-00		PLACARD - Cabin door latch (581 569)	1	
-5	47059-00		PLACARD - Cabin door lock (581 560)	1	
-6	47563-00		PLACARD - Door auxiliary lock (581 592)	1	
-7	24567-00		KNOB - Door lock	1	
-8	47673-00		STRIP - Hinge trim	1	
-9	47674-00		STRIP - Hinge trim	1	
-10	415 261		SCREW - (8-32 x 3/4 Oval, PH HD, nickel finish)	4	
-11	419 646	V	SCREW - (6 x 1/2 L, truss hd, Type A)	5	
-12	43325-06		COVER - Hinge trim, black	1	
-13	47949-00		BUMPER ASSEMBLY - Cabin door	1	
-14	46536-00		BLOCK - Door retaining, forward	1	
	48362-00		BLOCK - Door retaining, aft	1	
-15	48666-04		VINYLMAT - Trim protector, cabin door	2	
-16	47741-02		PLATE ASSEMBLY - Lower door seal	1	
-17	81457-03	K	COVER - Step light trim	3	
-18	48663-00		PLATE ASSEMBLY - Catch mounting (includes catch)	2	
-19	48789-02		STRIKE KIT - Step catch (includes catch and strike plate)	2	
-20	48583-03		HINGE - Step, half	3	
-21	48470-00	C,D	PANEL ASSEMBLY - Cabin door, forward	1	31T-7400002 to 31T-7620010 incl
	48470-02	C,D	PANEL ASSEMBLY - Cabin door, forward	1	31T-7620011 to 31T-7720069 incl
	49443-02	C,F	PANEL ASSEMBLY - Cabin door, forward	1	
	49443-05	B,C	PANEL ASSEMBLY - Cabin door, forward	1	
-22	81761-70		PIN - Hinge	1	
-23	410 082		SCREW - (MS24694-S106)	4	
	407 585		WASHER - (AN960-416L)	4	
	404 888		NUT - (MS20365-428C)	4	
-24	48652-00	C,D	PANEL - Door trim, lower cover	1	31T-7400002 to 31T-7620010 incl
	48652-03	C,J	PANEL - Door trim, lower cover	1	
	48652-05	C,H	PANEL - Door trim, lower cover	1	
-25	48658-00	C,D	PANEL - Door trim, middle lower cover	1	31T-7400002 to 31T-7620010 incl
	48658-03	C,J	PANEL - Door trim, middle lower cover	1	
	48658-05	C,H	PANEL - Door trim, middle lower cover	1	
-26	48656-00	C,D	PANEL - Door trim, middle upper cover (with door handle recess)	1	31T-7400002 to 31T-7620010 incl
	48656-03	C,J	PANEL - Door trim, middle upper cover (with door handle recess)	1	
	48656-05	C,H	PANEL - Door trim, middle upper cover (with door handle recess)	1	
-27	48472-00	C,D	PANEL - Door trim, upper cover	1	31T-7400002 to 31T-7620010 incl
	48472-03	C,E	PANEL - Door trim, upper cover	1	
-28	48662-00	C,D	PANEL - Step trim, lower	1	31T-7400002 to 31T-7620010 incl
	48662-03	C,E	PANEL - Step trim, lower	1	
-29	48661-00	C,D	PANEL - Step trim, middle	1	31T-7400002 to 31T-7620010 incl
	48661-03	C,E	PANEL - Step trim, middle	1	
-30	48654-00	C,D	PANEL - Step trim, upper	1	31T-7400002 to 31T-7620010 incl
	48654-03	C,E	PANEL - Step trim, upper	1	

When ordering, always specify Part Number, Description and Serial Number of Aircraft

PIPER PARTS CATALOG

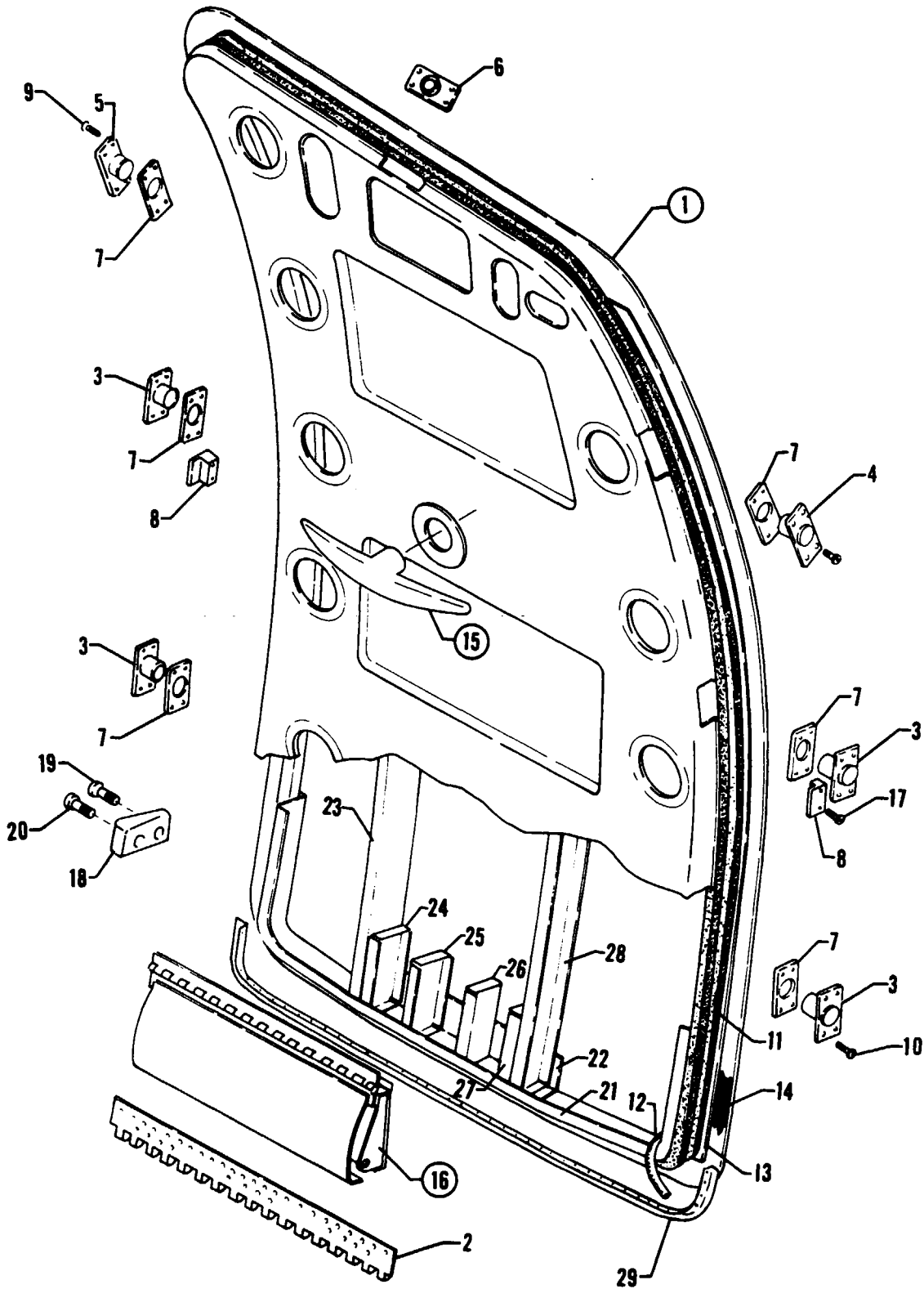


Figure 30A Cabin Entrance Door Assembly

PIPER PARTS CATALOG

CODE EXPLANATIONS FOR FIGURE 30A

- A - See Figure 31 for component parts
- B - See Figure 32 for component parts
- C - Used on PA-31T with serial numbers 31T-7400002 to 31T-7920052, 31T-7920054 to 31T-7920094 inclusive, and PA-31T1 with serial numbers 31T-7804001 to 31T-7904057 inclusive
- D - Used on PA-31T with serial numbers 31T-7920053, 31T-8020001 and up, PA-31T1 with serial numbers 31T-8004001 to 31T-8304003 inclusive, 31T-1104004 and up, and PA-31T2

PIPER PARTS CATALOG

Figure and Index Number	Part Number	Code	NOMENCLATURE	No. Req.	SERIAL NUMBERS AFFECTED
30A-1	46776-00	C	DOOR ASSEMBLY - Cabin entrance	1	
	46776-10	D	DOOR ASSEMBLY - Cabin entrance	1	
-2	46396-00		* HINGE - Door, half	1	
-3	46543-00		* GUIDE ASSEMBLY - Door latch pin	4	
-4	46556-00		* GUIDE ASSEMBLY - Door latch pin	1	
-5	46554-00		* GUIDE ASSEMBLY - Door latch pin	1	
-6	47185-00		* GUIDE ASSEMBLY - Door latch pin	1	
-7	46736-00		* PLATE ASSEMBLY - Pin guide attachment	6	
-8	46536-00		* BLOCK - Door retaining	2	
-9	486 203		* SCREW - (LP24693-S55)	8	
-10	486 200		* SCREW - (LP24693-S52)	16	
-11	46726-00		* SEAL ASSEMBLY - Cabin door inflation	1	
-12	687 548		* * TUBING - Cabin door seal (36.00" L)	1	
-13	47252-06		* WEATHER SEAL - Lower aft (3/8" wide)	1	
	47252-07		* WEATHER SEAL - Upper aft (3/8" wide)	1	
	47252-09		* WEATHER SEAL - Lower forward (3/8" wide)	1	
	47252-08		* WEATHER SEAL - Upper forward (3/8" wide)	1	
-14	48330-00		* WEATHER SEAL - (Half round type)	11'	
-15		A	* LATCH INSTALLATION - Main door	1	
-16		B	* STEP INSTALLATION - Main door	1	
-17	410 077		* SCREW - (MS24694-S104)	4	
	404 888		* NUT - (MS20365-428C)	4	
-18	46286-00		* BLOCK - Door guide	1	
-19	400 864		* BOLT - (AN23-12A)	1	
	404 887		* NUT - (MS20365-1032C)	1	
-20	400 669		* BOLT - (AN23-9A)	1	
	404 887		* NUT - (MS20365-1032C)	1	
-21	46624-02		* BULKHEAD - Cabin door ("Z" section)	1	
-22	46624-03		* BRACKET - Support ("U" section)	1	
-23	46582-02		* BULKHEAD - Cabin door	1	
-24	46582-04		* BULKHEAD - Cabin door	1	
-25	46522-00		* BULKHEAD - Cabin door	1	
-26	46526-00		* BULKHEAD - Cabin door	1	
-27	46550-04		* BULKHEAD - Cabin door	1	
-28	46550-02		* BULKHEAD - Cabin door, forward	1	
-29	46777-05		* RETAINER - Door seal	1	

When ordering, always specify Part Number, Description, and Serial Number of Aircraft

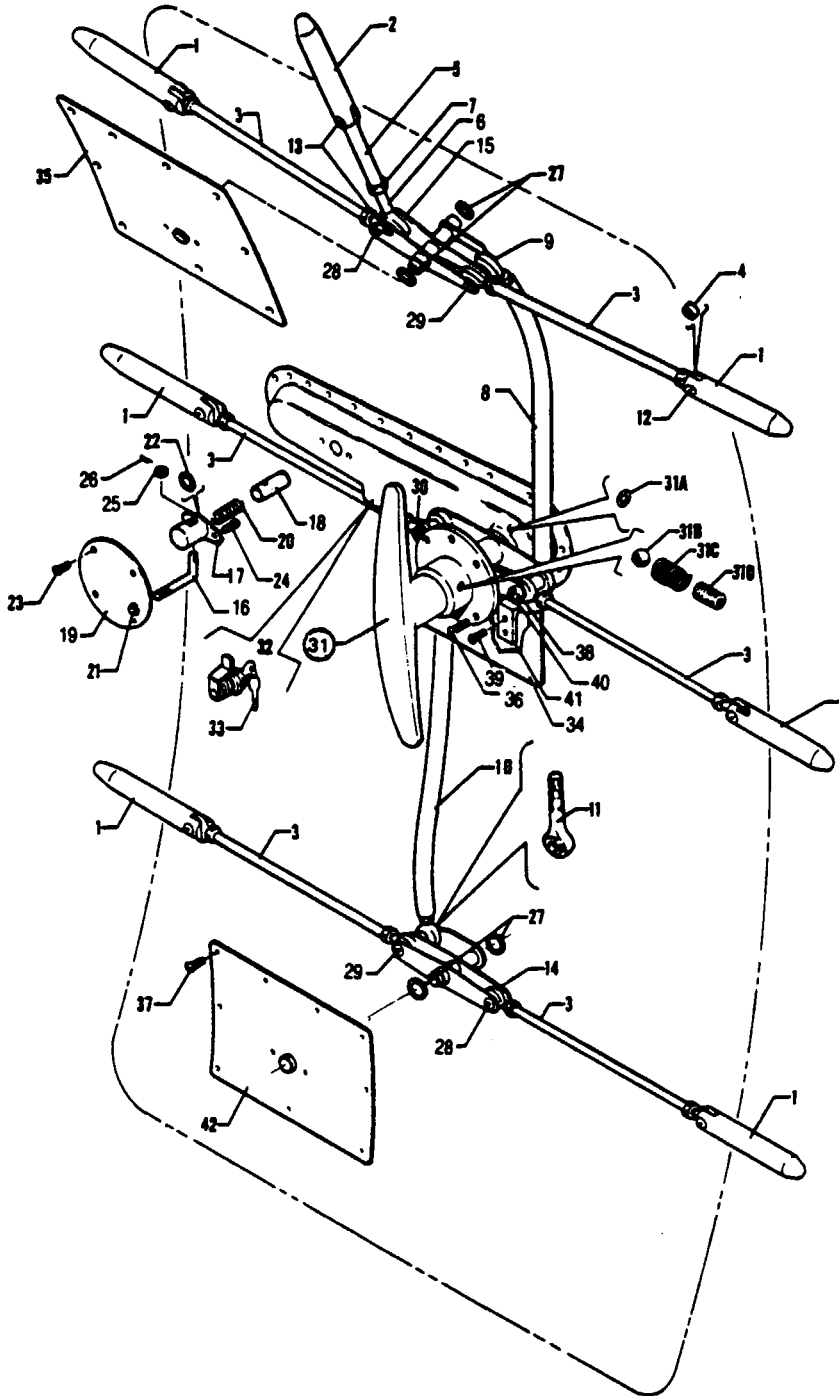


Figure 31 Cabin Door Latch Installation

PIPER PARTS CATALOG

CODE EXPLANATIONS FOR FIGURE 31

- A - Used only if cabin door lock is flush with outer surface of door handle assembly
- B - Used on PA-31T with serial numbers 31T-7920053, 31T-8020001 and up, PA-31T1 with serial numbers 31T-8004001 to 31T-8304003 inclusive, 31T-1104004 and up, and PA-31T2
- C - Used on PA-31T with serial numbers 31T-7400002 to 31T-7920052 inclusive, 31T-7920054 to 31T-7920094 inclusive, and PA-31T1 with serial numbers 31T-7804001 to 31T-7904057 inclusive
- D - Order Kit 470 554 (aircraft with tip tanks) or Kit 470 553 (aircraft without tip tanks) if one key operation of cabin door lock forward baggage door lock and locking fuel caps is desired

PIPER PARTS CATALOG

Figure and Index Number	Part Number	Code	NOMENCLATURE	No. Req.	SERIAL NUMBERS AFFECTED
31-	46626 29189	C B	DRAWING - Main Door Latch Installation DRAWING - Main Door Latch Installation		
-1	46482-00		PIN - Door latch	6	
-2	46482-02		PIN - Door latch	1	
-3	46539-00		ROD ASSEMBLY - Door latch	6	
-4	24166-00		* BEARING ASSEMBLY	2	
-5	453 843		BEARING - (HF-4M)	1	
-6	24166-00		BEARING ASSEMBLY	1	
-7	404 322		NUT - (AN316-4R)	1	
-8	46534-00		ROD ASSEMBLY - Door latch, upper	1	
-9	452 412		* BEARING - (HMX-4S)	2	
-10	46637-00		ROD ASSEMBLY - Door latch, lower	1	
-11	452 412		* BEARING - (HMX-4S)	2	
-12	400 904		BOLT - (AN24-14A)	6	
	407 585		WASHER - (AN960-416L)	6	
	404 836		NUT - (MS20364-428C)	6	
-13	400 905		BOLT - (AN24-15A)	2	
	407 585		WASHER - (AN960-416L)	2	
	404 836		NUT - (MS20364-428C)	2	
-14	46519-02		BELLCRANK ASSEMBLY - Door latch	1	
-15	46288-00		BELLCRANK ASSEMBLY - Door latch	1	
-16	47564-00		ROD - Door auxiliary lock	1	
-17	47565-02		BUSHING - Door auxiliary lock	1	
-18	47566-00		PLUNGER - Door auxiliary lock	1	
-19	47572-00		COVER - Door auxiliary lock	1	
-20	83302-67		SPRING - Door auxiliary lock	1	
-21	453 836		BUSHING - (SB-437-5)	1	
-22	484 701		"O" RING - (AN6227-7)	1	
-23	415 518		SCREW - (MS35206-228)	4	
	406 358		NUT - (A6487-632-1)	4	
-24	415 520		SCREW - (MS35206-230)	2	
	407 582		WASHER - (AN980-6L)	2	
	488 583		THREADSEAL - (7500-6)	2	
	404 909		NUT - (MS20365-832C)	2	
-25	407 583		WASHER - (AN980-8L)	1	
-26	424 051		PIN - Cotter (MS24665-132)	1	
-27	40559-29		WASHER	4	
-28	400 905		BOLT - (AN24-15A)	2	
	407 565		WASHER - (AN960-416)	2	
	407 585		WASHER - (AN960-416L)	2	
	404 836		NUT - (MS20364-428C)	2	
-29	400 916		BOLT - (AN24-26A)	2	
	407 565		WASHER - (AN960-416)	2	
	407 585		WASHER - (AN960-416L)	2	
	404 836		NUT - (MS20364-428C)	2	
-30	400 917		BOLT - (AN24-27A)	1	
	64076-03		BUSHING	1	
	407 565		WASHER - (AN960-416)	1	
	407 585		WASHER - (AN960-416L)	1	
	404 836		NUT - (MS20364-428C)	1	
-31	46628-02		HANDLE ASSEMBLY - Door latch (without lock)	1	
-31a	762 583		* ROLLER - Cabin door handle (nylon)	2	
-31b	758 590		* BALL - Detente (#20065-105)	1	
-31c	764 805		* SPRING - Detente (#L5451)	1	
-31d	764 806		* SCREW - Set (AN565DC416H3)	1	
-32	764 049	D	KIT - Cabin door and forward baggage door locks (with matching keys)	1	

When ordering, always specify Part Number, Description and Serial Number of Aircraft

PIPER PARTS CATALOG

Figure and Index Number	Part Number	Code	NOMENCLATURE	No. Req.	SERIAL NUMBERS AFFECTED
31-33	783 915	A	KEY BLANK - Cabin door	1	
-34	48528-00	C	COVER - Door handle access	1	
	48528-02	B	COVER - Door handle access	1	
-35	48560-00	C	COVER ASSEMBLY - Upper bellcrank	1	
	48560-04	B	COVER ASSEMBLY - Upper bellcrank	1	
-36	410 040		SCREW - (MS24694-S52)	6	
	407 584		WASHER - (AN960-10L)	6	
	404 835		NUT - (MS20364-1032C)	6	
-37	415 535		SCREW - (MS35206-245)	30	
	407 042	B	LOCKWASHER - (MS35338-42)	30	
-38	49999-35		BUSHING	1	
-39	411 529		SCREW - (MS35207-280)	2	
	407 135		WASHER - (AN936-A10)	2	
-40	400 921		BOLT - (AN24-31A)	1	
	64076-03		BUSHING	1	
	407 565		WASHER - (AN960-416)	1	
	407 585		WASHER - (AN960-416L)	1	
	404 836		NUT - (MS20364-428C)	1	
-41	47909-00		STOP ASSEMBLY - Door handle	1	
-42	48563-00	C	COVER ASSEMBLY - Lower bellcrank	1	
	48563-04	B	COVER ASSEMBLY - Lower bellcrank	1	

When ordering, always specify Part Number, Description and Serial Number of Aircraft

PIPER PARTS CATALOG

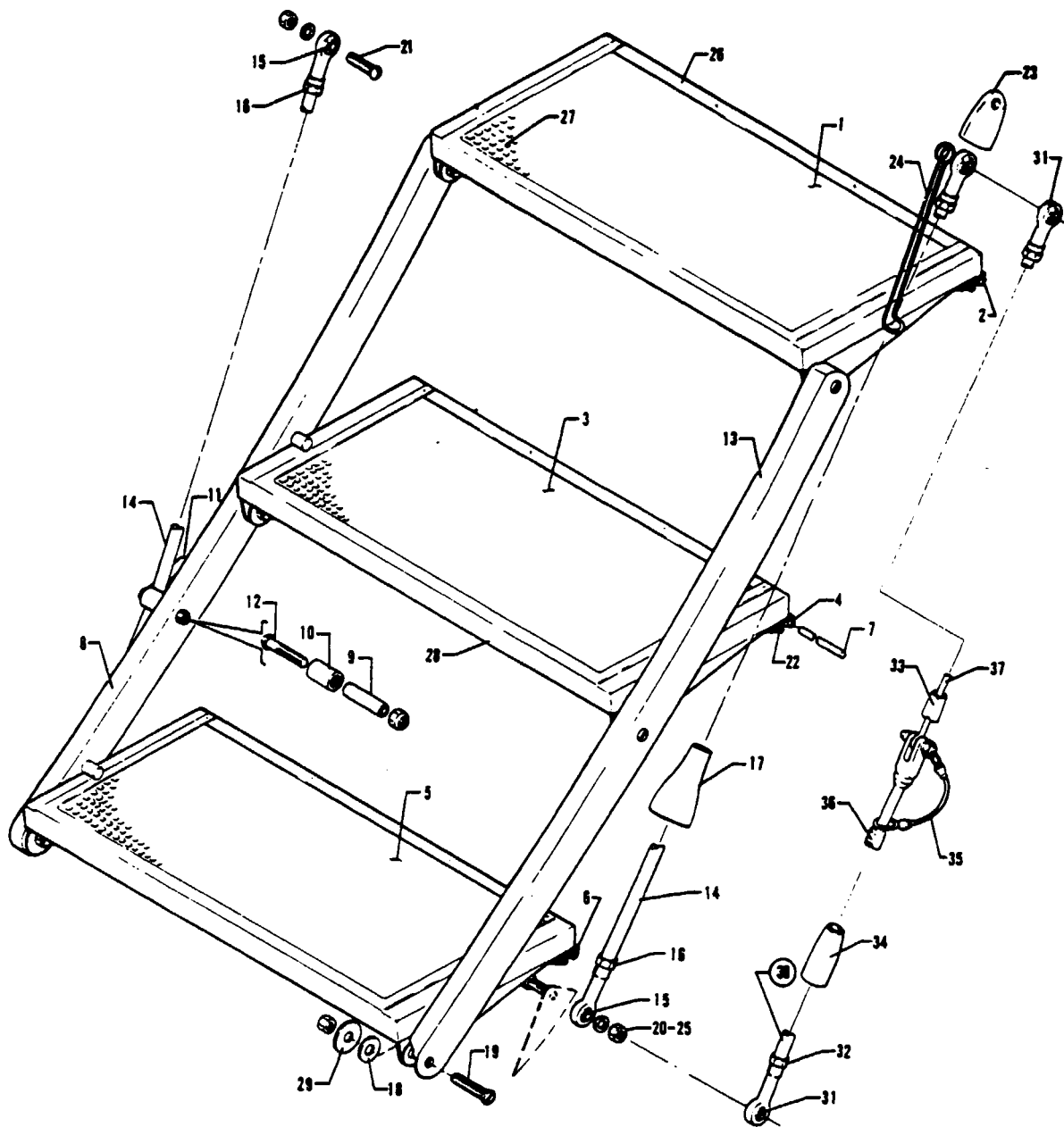


Figure 32 Cabin Door Step Installation

REVISED: OCTOBER 1982

1H15

PA-31T
PA-31T1
PA-31T2

PIPER PARTS CATALOG

CODE EXPLANATIONS FOR FIGURE 32

- A - Covers three edges of step.
- B - Covers four edges of step.
- C - Used on PA-31T only.
- D - Used on PA-31T with serial numbers 31T-7620014 and up, PA-31T1, and PA-31T2.
- E - Used on PA-31T with serial numbers 31T-8120062 and up, PA-31T1 with serial numbers 31T-8104070 to 31T-8304003 inclusive, 31T-1104004 and up, and PA-31T2 with serial numbers 31T-8166045 to 31T-8166076 inclusive, 31T-1166001 and up.
- F - Used on PA-31T with serial numbers 31T-7620011 and up, PA-31T1, and PA-31T2.
- G - Used if cargo door is installed.
- H - Used if cargo door is not installed.
- J - Used on PA-31T with serial numbers 31T-8120011 to 31T-8120061 inclusive, PA-31T1 with serial numbers 31T-8004046 to 31T-8104069 inclusive, and PA-31T2 with serial numbers 31T-8166004 to 31T-8166044 inclusive.
- K - Specify color when ordering.

PIPER PARTS CATALOG

Figure and Index Number	Part Number	Code	NOMENCLATURE	No. Req.	SERIAL NUMBERS AFFECTED
32-	46604		DRAWING - Door Step Installation		
-1	48644-04		STEP ASSEMBLY - Door, bottom	1	
-2	48649-00		* HINGE - Step, half	1	
-3	48644-03		STEP ASSEMBLY - Door, middle	1	
-4	48649-00		* HINGE - Step, half	1	
-5	48644-02		STEP ASSEMBLY - Door, top	1	
-6	48649-00		* HINGE - Step, half	3	
-7	81761-69		PIN - Hinge	3	
-8	46494-00		TUBE ASSEMBLY - Step support, forward	1	
-9	49982-08		* BUSHING - Step support	1	
-10	49982-07		* BUSHING - Step support	1	
-11	47500-00		* GUARD - Door support cable	1	
-12	400 875		* BOLT - (AN23- 23A)	1	
	407 702		* NUT - (22K1-02)	1	
-13	46494-01		TUBE ASSEMBLY - Step support, aft	1	
-14	47716-05		CABLE ASSEMBLY - Door support, forward	1	
	47716-04	H	CABLE ASSEMBLY - Door support, aft	1	
-15	452 483		* BEARING - (HF-4M) upper	1	
	452 335		* BEARING - (F34-14) lower	1	
-16	404 322		* NUT - Check (AN316-4R)	2	
-17	48463-00		* BOOT ASSEMBLY - Door support cable	1	
-18	40559-28		WASHER	18	
-19	410 080		SCREW - (MS24694-S107)	6	
	404 836		NUT - (MS20364-428C)	6	
-20	400 676		BOLT - (AN23-14)	2	
	407 564		WASHER - (AN960-10)	2	
	404 887		NUT - (MS20365-1032C)	2	
-21	415 369		SCREW - (MS27039-4-18)	2	
	407 565		WASHER - (AN960-416)	4	
	407 585		WASHER - (AN960-416L)	4	
-22	48648-00		STRIP - Step trim attachment	3	
-23	48506-00	C	BOOT ASSEMBLY - Door support cable, left	1	31T-7400002 to 31T-7620010 incl
	48506-04	F	BOOT ASSEMBLY - Door support cable, left	1	
	48506-01	C	BOOT ASSEMBLY - Door support cable, right	1	31T-7400002 to 31T-7620010 incl
	48506-05	F	BOOT ASSEMBLY - Door support cable, right	1	
-24	48418-00		SPRING - Door cable	2	
-25	400 678	G,J	BOLT - (AN23-16), forward	1	
	400 676	E,G	BOLT - (AN23-14), forward	1	
	400 870	G,J	BOLT - (AN23-18A), aft	1	
	400 868	E,G	BOLT - (AN23-16A), aft	1	
	407 564	G	WASHER - (AN960-10)	2	
	404 887	G	NUT - (MS20365-1032C)	2	
-26	55595-02		EDGING - Cabin door step (rear strip)	3	31T-7400002 to 31T-7820013 incl
-27	73027-02	K	VINYL MAT - Cabin door step	3	
-28	48650-00	A,C	EDGING - Cabin door step	3	31T-7400002 to 31T-7820013 incl
	48165-03	B,D	EDGING - Cabin door step	3	
-29	40559-27		WASHER	6	
-30	01679-02	G	CABLE ASSEMBLY - Door support, aft	1	
-31	452 661	G	* BEARING - (F35-14M), lower	1	
	452 564	G	* BEARING - (PS10020-2-4RX), upper (1/4-28 thread)	1	
	452 848	G	* BEARING - (F-45-19M), upper (5/16-24 thread)	1	
-32	52846-00	G	* NUT - Check (5/16-24 thread)	2	
	404 322	G	* NUT - Check (AN316-4R) (1/4-28 thread)	1	
-33	53968-03	G	* BOOT ASSEMBLY - Door support cable	1	

When ordering, always specify Part Number, Description, and Serial Number of Aircraft

PIPER PARTS CATALOG

Figure and Index Number	Part Number	Code	NOMENCLATURE	No. Req.	SERIAL NUMBERS AFFECTED
32-34	48483-00	G	* BOOT ASSEMBLY - Door support cable	1	
-35	53909-00	G,J	* LANYARD ASSEMBLY	1	
	01680-02	E,G	* LANYARD ASSEMBLY	1	
-36	57482-03	G,J	* CABLE ASSEMBLY - Door support, lower	1	
	01679-03	E,G	* CABLE ASSEMBLY - Door support, lower	1	
-37	57482-04	G,J	* CABLE ASSEMBLY - Door support, upper	1	
	01679-04	E,G	* CABLE ASSEMBLY - Door support, upper	2	

When ordering, always specify Part Number, Description and Serial Number of Aircraft

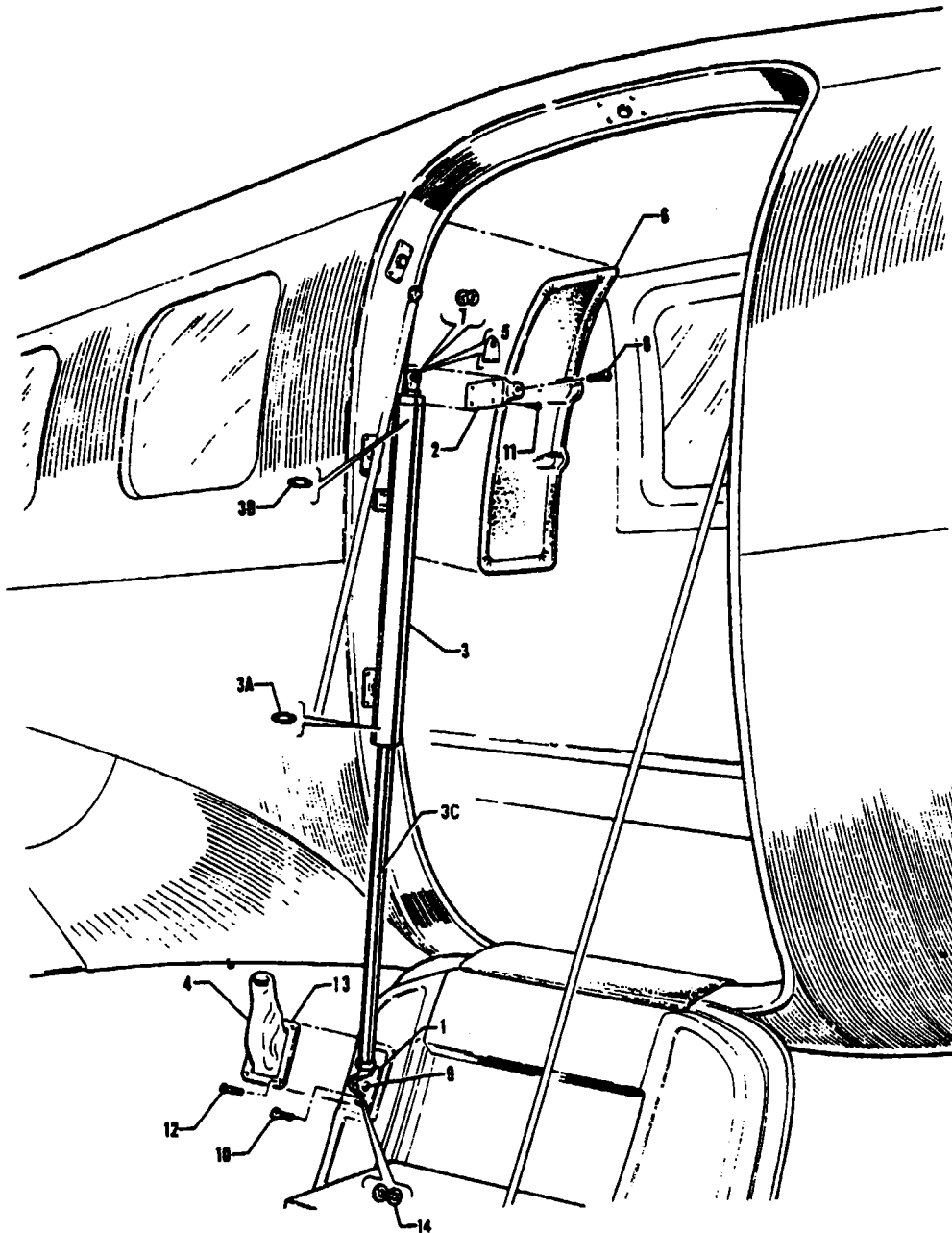


Figure 33. Cabin Door Snubber Installation

PIPER PARTS CATALOG

CODE EXPLANATIONS FOR FIGURE 33

- A - When ordering, specify color white or beige.
- B - Used on PA-31T only.
- C - Used on PA-31T with serial numbers 31T-7620011 and up, PA-31T1, and PA-31T2

PIPER PARTS CATALOG

Figure and Index Number	Part Number	Code	NOMENCLATURE	No. Req.	SERIAL NUMBERS AFFECTED
33-	48575		DRAWING - Cabin Door Snubber Installation		
-1	45624-00		BRACKET ASSEMBLY - Door snubber attachment	1	
-2	48348-00		BRACKET - Door snubber attachment	1	
-3	47958-00		SNUBBER ASSEMBLY - Hydraulic, cabin entrance	1	
-3a	752 717		* "O" RING - (AN6227B-10) (1/2" I.D.)	1	
-3b	484 703		* "O" RING - (AN6227-21) (1 1/8" I.D.)	3	
-3c	47957-04		* ROD - Piston	1	
	452 880		* BEARING - Rod end	1	
	404 322		* NUT - (AN316-4R)	1	
-4	48583-02	B	BOOT - Snubber	1	31T-7400002 to 31T-7620010 incl.
-5	48568-00	C	BOOT - Snubber	1	
	49111-02	A,B	BOOT - Snubber	1	
-6	48568-00		PANEL ASSEMBLY - Window trim, rear, left	1	31T-7400002 to 31T-7620010 incl
-7	407 565		WASHER - (AN960-416)	2	
-8	47616-02		BOLT ASSEMBLY - Clevis	1	
-9	400 910		BOLT - (AN24-20A)	1	
	404 836		NUT - (MS20364-428C)	1	
-10	401 266		BOLT - (AN3-5A)	2	
-11	400 868		BOLT - (AN23-16A)	4	
	407 564		WASHER - (AN960-10)	AR	
-12	419 912		SCREW - (8 x 3/4 L, Sh. metal, truss recessed head, Type B)	4	
-13	45622-00		PLATE - Trim	1	
-14	85012-119		WASHER	2	

When ordering, always specify Part Number, Description, and Serial Number of Aircraft

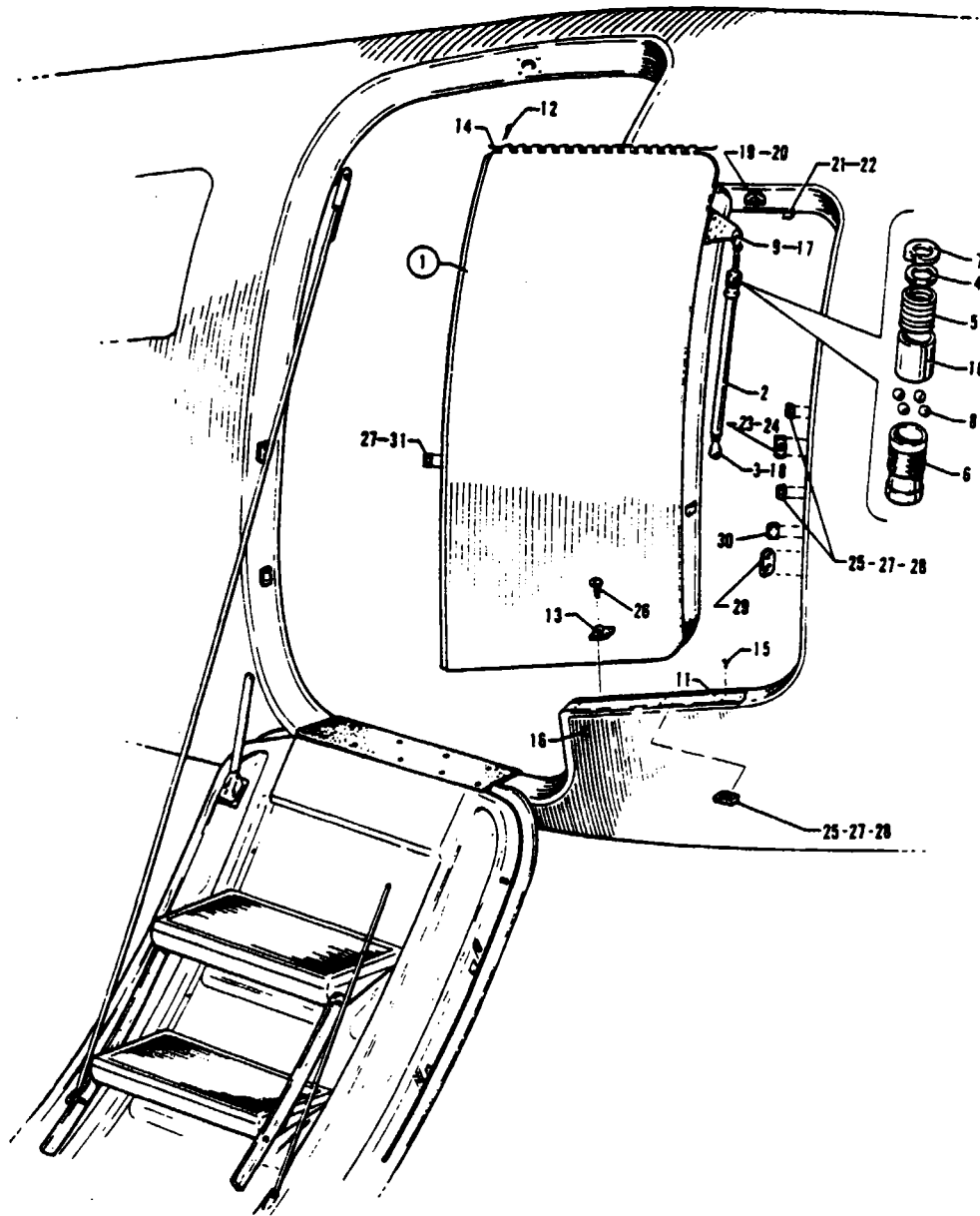


Figure 33A. Fuselage Cargo Door Installation

PIPER PARTS CATALOG

CODE EXPLANATIONS FOR FIGURE 33A

- A - See Figure 33B for component parts
- B - Used on PA-31T1 with serial numbers 31T-1104008 and up, and PA-31T2 with serial numbers 31T-1166001 and up
- C - Used on PA-31T with serial numbers 31T-7400002 and up, PA-31T1 with serial numbers 31T-7804001 to 31T-8304003 incl , 31T-1104004 to 31T-1104007 incl , and PA-31T2 with serial numbers 31T-8166001 to 31T-8166076 inclusive

PIPER PARTS CATALOG

Figure and Index Number	Part Number	Code	NOMENCLATURE	No Req	SERIAL NUMBERS AFFECTED
33A-	81449		DRAWING - Cargo Door Installation		
-1	81413-02	A.C	DOOR ASSEMBLY - Cabin cargo (complete)	1	
	81413-03	A.B	DOOR ASSEMBLY - Cabin cargo (complete)	1	
-2	43853-00		SUPPORT ASSEMBLY - Cabin cargo door	1	
-3	452 383		* BEARING ASSEMBLY - (24166-00)	1	
-4	40559-21		* WASHER - Support assembly	1	
-5	43850-00		* SPRING - Support assembly	1	
-6	43851-00		* SLEEVE - Door support adjusting	1	
-7	484 783		* RING - Snap (N5000-77)	1	
-8	452 036		* BEARING - Ball (MS19059-8)	4	
-9	452 357		* BEARING - Rod end (M34-14)	1	
-10	14843-114		* BUSHING - (Teflon)	1	
-11	81978-02		PLATE - Scuff, cargo door sill	1	
-12	424 055		PIN - Cotter (MS24665-138)	2	
-13	81769-05		GUIDE ASSEMBLY - Door latch	2	
-14	56951-02		PIN - Hinge, cargo door	1	
-15	419 712		SCREW - (PS10012-24)	6	
-16	402 070		SCREW - (AN45-4A)	1	
-17	400 864		BOLT - Clevis (AN23-12A)	1	
	406 702		NUT - Cap (22K1-02)	1	
-18	400 918		BOLT - Clevis (AN24-28A)	1	
	407 585		WASHER - (AN960-416L)	1	
	407 565		WASHER - (AN960-416)	1	
-19	59693-08		PLATE - Cargo door	2	
-20	415 380		SCREW - (MS51958-64)	6	
	407 584		WASHER - (AN960-10L)	6	
	404 835		NUT - (MS20364-1032C)	6	
-21	59750-03		PLATE - Cargo door latch	2	
-22	415 380		SCREW - (MS51958-64)	8	
	407 584		WASHER - (AN960-10L)	8	
	404 835		NUT - (MS20364-1032C)	8	
-23	46548-05		RECEPTACLE ASSEMBLY - Door latch pin	1	
-24	411 208		SCREW - (NAS221-8)	4	
	407 584		WASHER - (AN960-10L)	4	
	404 887		NUT - (MS20365-1032C)	4	
-25	51588-04		SHIM - Door retaining block (032)	AR	
	51588-05		SHIM - Door retaining block (040)	AR	
-26	410 241		SCREW - (MS24694-S6)	8	
-27	46536-00		BLOCK - Door retaining	4	
-28	410 082		SCREW - (MS24694-S106)	6	
	407 585		WASHER - (AN960-416L)	6	
	404 888		NUT - (MS20365-428C)	6	
-29	46287-00		BLOCK - Door retaining	1	
-30	43586-12		BRACKET ASSEMBLY - Door support attachment	1	
-31	410 077		SCREW - (MS24694-S104)	2	

When ordering, always specify Part Number, Description and Serial Number of Aircraft

PIPER PARTS CATALOG

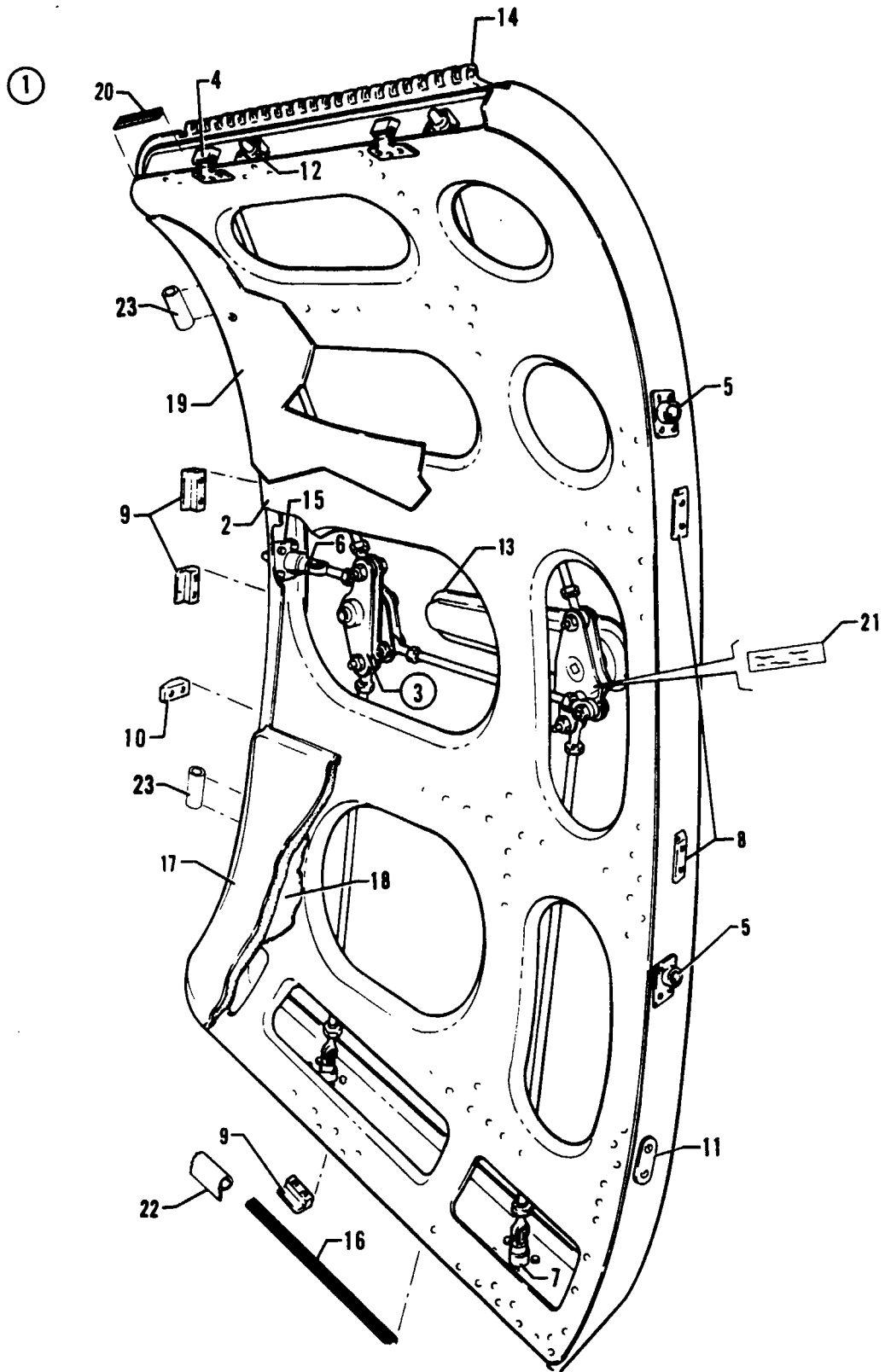


Figure 33B Cargo Door Assembly

REVISED MARCH 1984

PA-31T
PA-31T1
PA-31T2

PIPER PARTS CATALOG

CODE EXPLANATIONS FOR FIGURE 33B

- A - Serial number of aircraft must be supplied when ordering this part
- B - See Figure 33C for component parts
- C - Used on PA-31T1 with serial numbers 31T-1104008 and up, and PA-31T2 with serial numbers 31T-1166001 and up
- D - Used on PA-31T with serial numbers 31T-7400001 and up, PA-31T1 with serial numbers 31T-7804001 to 31T-8304003 inclusive, 31T-1104004 to 31T-1104007 inclusive and PA-31T2 with serial numbers 31T-8166001 to 31T-8166076 inclusive

PIPER PARTS CATALOG

Figure and Index Number	Part Number	Code	NOMENCLATURE	No. Req.	SERIAL NUMBERS AFFECTED
33B-	81413		DRAWING - Cabin Cargo Door Assembly		
-1	81413-02	A,D	DOOR ASSEMBLY - Cabin cargo (complete)	1	
	81413-03	A,C	DOOR ASSEMBLY - Cabin cargo (complete)	1	
-2	59774-11	D	* DOOR ASSEMBLY - Cabin cargo	1	
	59774-13	C	* DOOR ASSEMBLY - Cabin cargo	1	
-3		B	** LATCH INSTALLATION - Cargo door	1	
-4	59747-02		** LATCH ASSEMBLY - Cargo door, forward	1	
	59747-03		** LATCH ASSEMBLY - Cargo door, aft	1	
-5	46548-00		** GUIDE ASSEMBLY - Door latch pin	2	
-6	59761-05		** GUIDE ASSEMBLY - Door latch pin	1	
-7	59746-02		** GUIDE ASSEMBLY - Door latch pin	2	
-8	48362-00		** BLOCK - Door retaining, forward	2	
-9	46536-02		** BLOCK - Door retaining	3	
-10	46286-00		** BLOCK - Door guide, aft	1	
-11	46287-00		** BLOCK - Door guide, forward	1	
-12	59693-02		** PIN ASSEMBLY - Door guide	2	
-13	72754-03		** HANDLE - Cargo door	1	
-14	57032-03		** HINGE - Half, cargo door	1	
-15	46736-00		** PLATE ASSEMBLY - Pin guide attachment	5	
-16	59019-02		* SEAL - Cargo door inflation	1	
-17	81430-02	A	* PANEL ASSEMBLY - Cargo door trim, lower	1	
-18	81426-04		* PANEL - Cargo door trim	1	
-19	81433-03	A	* PANEL - Cargo door trim, upper	1	
-20	187 543		* SEAL - Weather	1	
-21	80973-02		* PLACARD - Pin engagement	1	
-22	01335-04		* SEAL - Cargo door	1	

When ordering, always specify Part Number, Description, and Serial Number of Aircraft

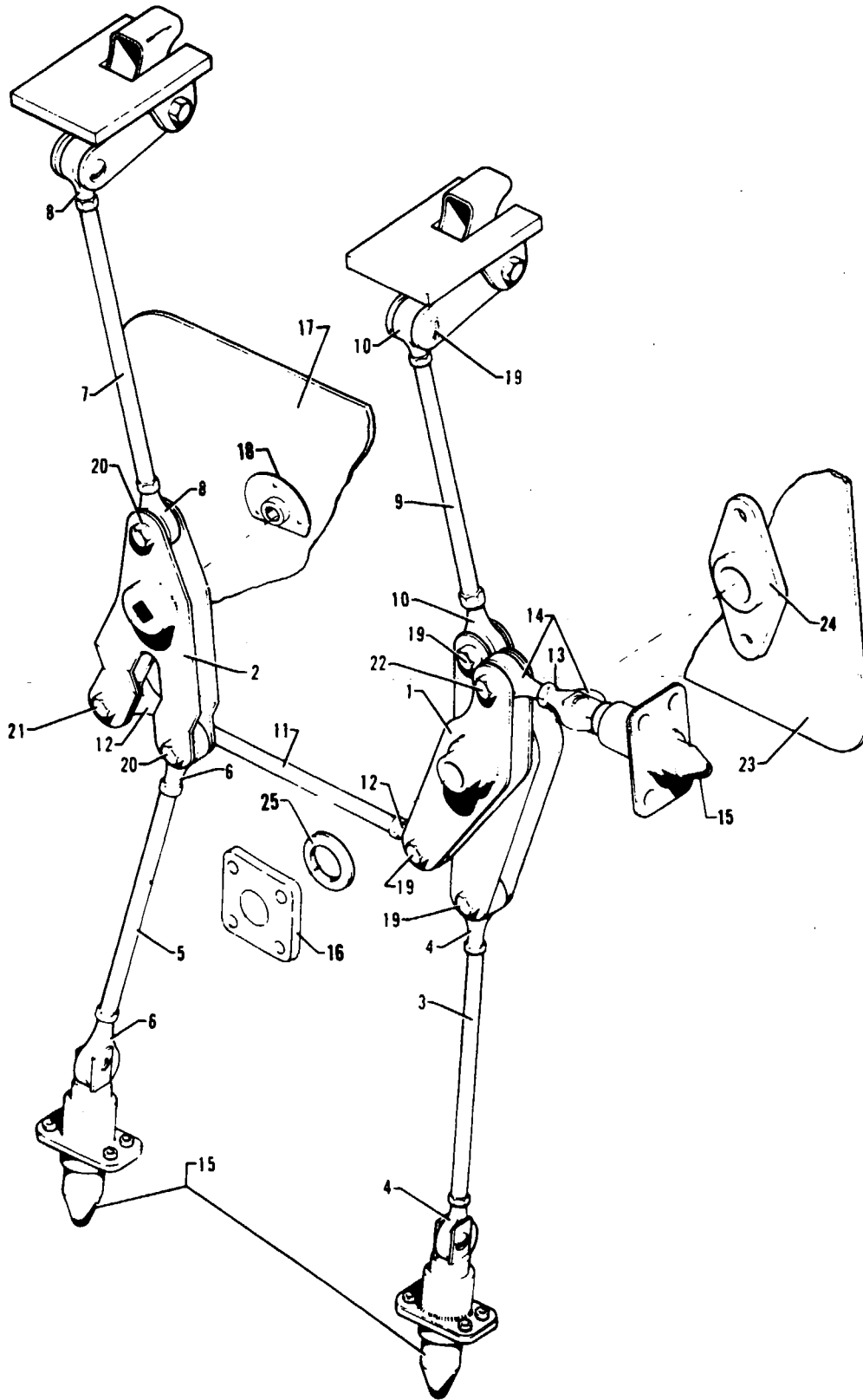


Figure 33C Cargo Door Latch Installation

PIPER PARTS CATALOG

CODE EXPLANATIONS FOR FIGURE 33C

PIPER PARTS CATALOG

Figure and Index Number	Part Number	Code	NOMENCLATURE	No Req.	SERIAL NUMBERS AFFECTED
33C-	59743		DRAWING - Cargo Door Latch Installation		
-1	70857-02		BELLCRANK ASSEMBLY - Cargo door, aft	1	
-2	70856-07		BELLCRANK ASSEMBLY - Cargo door, forward	1	
-3	73156-02		ROD ASSEMBLY - Door latch	1	
-4	24166-00		* BEARING - Rod end (452 383)	2	
-5	73155-02		ROD ASSEMBLY - Door latch	1	
-6	24166-00		* BEARING - Rod end (452 383)	2	
-7	73155-03		ROD ASSEMBLY - Door latch	1	
-8	24166-00		* BEARING - Rod end (452 383)	2	
-9	73155-04		ROD ASSEMBLY - Door latch	1	
-10	24166-00		* BEARING - Rod end (452 383)	2	
-11	73155-05		ROD ASSEMBLY - Door latch	1	
-12	24166-00		* BEARING - Rod end (452 383)	2	
-13	59753-02		ROD ASSEMBLY - Door latch	1	
-14	59753-04		* BEARING - Rod end	2	
-15	70796-05		PIN - Door latch	3	
-16	59762-02		BEARING ASSEMBLY - Bellcrank	1	
-17	59773-02		COVER ASSEMBLY - Cargo door	1	
-18	72754-02		* SPINDLE SUPPORT - Cargo door handle	1	
-19	400 703		BOLT - (AN24-18)	8	
	407 585		WASHER - (AN960-416L)	8	
	404 836		NUT - (MS20364-428C)	8	
-20	400 702		BOLT - (AN24-15)	2	
	407 585		WASHER - (AN960-416L)	2	
	404 836		NUT - (MS20364-428C)	2	
-21	400 913		BOLT - (AN24-23A)	1	
	407 585		WASHER - (AN960-416L)	1	
	587 462		SPACER - (NAS43HT4-24)	1	
	404 836		NUT - (MS20364-428C)	1	
-22	400 712		BOLT - (AN24-27)	1	
	407 585		WASHER - (AN960-416)	1	
	587 461		SPACER - (NAS43HT4-30)	1	
	404 836		NUT - (MS20364-428C)	1	
-23	59770-02		COVER ASSEMBLY - Cargo door	1	
-24	46537-03		* BEARING ASSEMBLY - Bellcrank	1	
-25	40559-29		WASHER - Teflon	2	

When ordering, always specify Part Number, Description and Serial Number of Aircraft

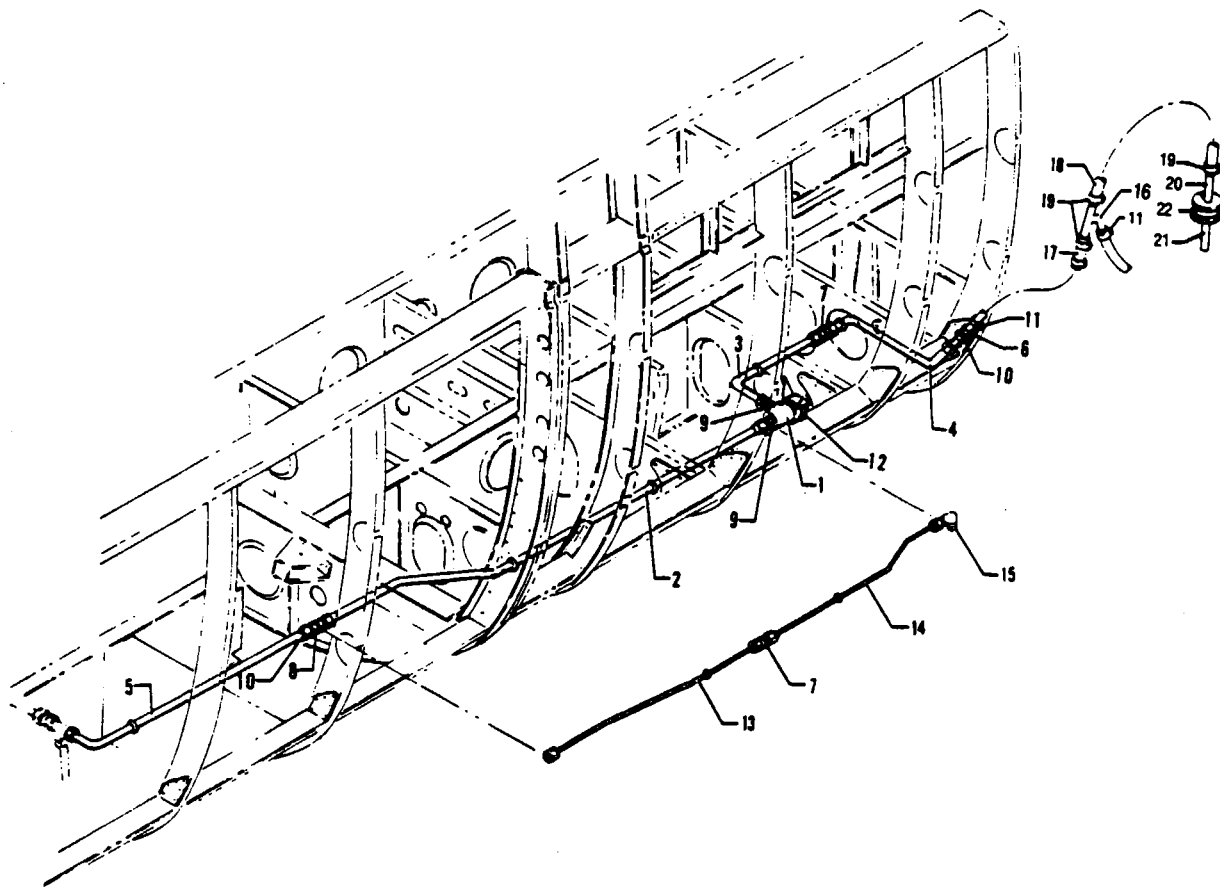


Figure 34 Cabin Door Inflation System Installation

PIPER PARTS CATALOG

CODE EXPLANATIONS FOR FIGURE 34

- A - Used on PA-31T only.
- B - Used on PA-31T with serial numbers 31T-7820014 and up, and PA-31T1.
- C - Used if cargo door is installed.

PIPER PARTS CATALOG

Figure and Index Number	Part Number	Code	NOMENCLATURE	No. Req.	SERIAL NUMBERS AFFECTED
34-	50470		DRAWING - Door Inflation System Installation		
-1	46633-00		VALVE ASSEMBLY - Door inflation	1	
-2	47128-02	A	TUBE ASSEMBLY - Door inflation (32.46" L)	1	31T-7400002 to 31T-7820013 incl
-3	47129-02	A	TUBE ASSEMBLY - Door inflation	1	31T-7400002 to 31T-7820013 incl.
	55669-02	B	LINE ASSEMBLY - Door inflation	1	
-4	47130-00		TUBE ASSEMBLY - Door inflation	1	
-5	51809-00		LINE ASSEMBLY - Door inflation	1	
-6	451 853		ADAPTER - (AN807-4D)	1	
-7	491 050	A	UNION - (AN815-4D)	1	31T-7400002 to 31T-7820013 incl
	491 050	B	UNION - (AN815-4D)	2	
-8	491 060		UNION - (AN832-4D)	1	
-9	476 648	A	NIPPLE - (AN816-4D)	2	31T-7400002 to 31T-7820013 incl.
	476 648	B	NIPPLE - (AN816-4D)	1	
-10	477 618		NUT - (AN924-4D)	2	
-11	554 778		CLAMP - (SAE TY F4SS)	1	
-12	554 971		CLAMP - (SAE TY F-16SS)	1	
-13	49691-02	B	LINE ASSEMBLY - Door inflation (18.80" L)	1	
-14	49692-02	B	LINE ASSEMBLY - Door inflation (13.71" L)	1	
-15	458 894	B	ELBOW - (AN822-4D)	1	
-16	16632-00	C	TUBE ASSEMBLY - Tee	1	
-17	82371-07	C	HOSE - Flexible	1	
-18	82371-162	C	HOSE - Flexible	1	
-19	554 871	C	CLAMP - (SAE TY F-6SS)	5	
-20	81889-02	C	TUBE ASSEMBLY - Cargo door inflation	1	
-21	81889-03	C	TUBE ASSEMBLY - Cargo door inflation	1	
-22	59186-03	C	WASHER - Rubber, cargo door inflation feed-thru seal	1	

When ordering, always specify Part Number, Description and Serial Number of Aircraft

PIPER PARTS CATALOG

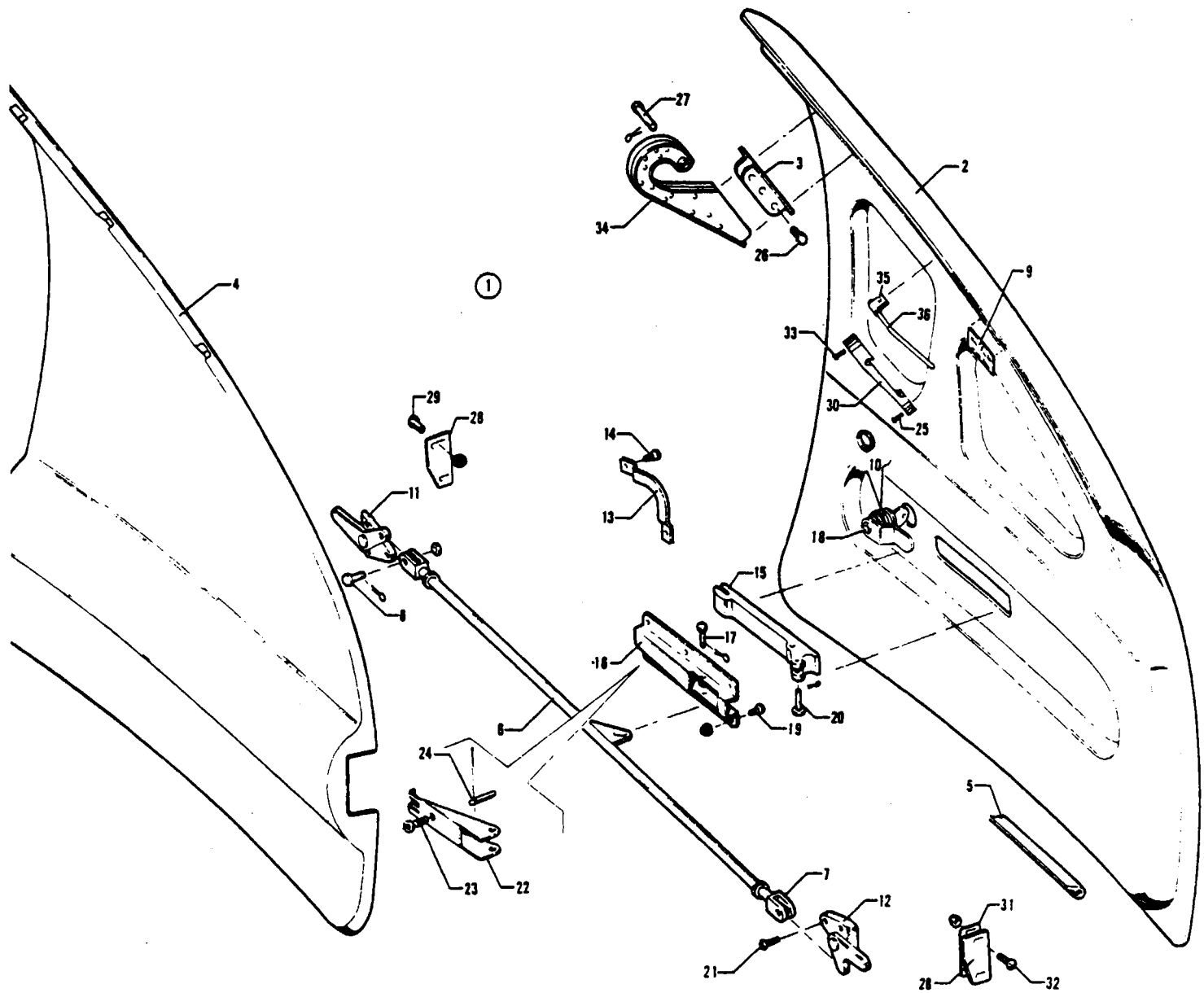


Figure 35 Forward Baggage Door Installation

PIPER PARTS CATALOG

CODE EXPLANATIONS FOR FIGURE 35

- A - Used if baggage compartment accommodates a 200 pound baggage capacity.
- B - Used if baggage compartment accommodates a 300 pound baggage capacity.
- C - Used on PA-31T only
- D - Used on PA-31T with serial numbers 31T-7620011 and up, PA-31T1, and PA-31T2.
- E - Used on PA-31T with serial numbers 31T-7820078 and up, PA-31T1, and PA-31T2. Also used on PA-31T with serial numbers 31T-7400002 to 31T-7820077 inclusive if Kit 763 922 or Kit 763 923 has been installed per Service Bulletin 604A.
- F - Order Kit 764 049 if matching cabin door and forward baggage door locks are desired; order Kit 470 554 (aircraft with tip tanks) or Kit 470 553 (aircraft without tip tanks) if one key operation of cabin door, forward baggage door and locking fuel caps is desired
- G - Used on PA-31T with serial numbers 31T-7620008 and up, PA-31T1, and PA-31T2.

PIPER PARTS CATALOG

Figure and Index Number	Part Number	Code	NOMENCLATURE	No Req.	SERIAL NUMBERS AFFECTED
35-	48509		DRAWING - Forward Baggage Compartment Door Installation		
-1	48504-00	A.C	DOOR ASSEMBLY - Forward baggage compartment (complete)	1	31T-7400002 to 31T-7620007 incl
	48504-07	B.G	DOOR ASSEMBLY - Forward baggage compartment (complete)	1	
-2	46036-00		* DOOR ASSEMBLY - Forward baggage compartment	1	
-3	46301-00		* * ANGLE - Hinge attachment, baggage door	4	
-4	48498-00		* COVER - Forward baggage compartment (covers entire door)	1	
	02047-02		* COVER - Forward baggage compartment (covers latch mechanism)	1	
-5	187 527		* EXTRUSION - Rubber, baggage door seal (130 342)	9	
-6	46109-00		* TUBE ASSEMBLY - Baggage door latch	1	
-7	30576-00		* * CLEVIS - Tube assembly, door latch	2	
-8	424 176		* PIN - Clevis, tube assembly (MS20392-2C15)	2	
	407 584		* WASHER - (AN960-10L)	2	
	424 051		* COTTER PIN - (MS24665-132)	2	
-9	47545-00	A	* PLACARD - Baggage capacity (581 585)	1	
	80424-02	B	* PLACARD - Baggage capacity (582 579)	1	
-10	25590-00		* WASHER - Door lock	1	
-11	46106-00		* ARM ASSEMBLY - Baggage door latch, aft	1	
-12	46107-00		* ARM ASSEMBLY - Baggage door latch, forward	1	
-13	30852-00		* PLATE ASSEMBLY - Door lock guide	1	
-14	415 518		* SCREW - (MS35206-228)	2	
-15	22641-02		* HANDLE - Forward baggage door	1	
-16	30580-00		* BRACKET - Baggage door handle	1	
-17	424 183	C	* PIN - Door handle hinge (MS20392-2C29)	1	31T-7400002 to 31T-7820077 incl
	424 186	E	* PIN - Door handle hinge (MS20392-2C35)	1	
	19513-53		* WASHER - Door handle spacer	2	
	424 051		* COTTER PIN - (MS24665-132)	1	
-18	752 350	F	* LOCK - Forward baggage door	1	
-19	415 518		* SCREW - (MS35206-228)	6	
	404 909		* NUT - (MS20365-632C)	6	
-20	424 148		* PIN - (MS20392-1C23)	1	
	424 052		* COTTER PIN - (MS24665-134)	1	
-21	414 756		* SCREW - (MS24693-S30)	6	
-22	28467-03	E	* BRACKET - Baggage door handle	1	
-23	83302-67	E	* SPRING - Baggage door handle	1	
-24	424 145	E	* PIN - (MS20392-1C17)	1	
	407 562	E	* WASHER - (AN960-6)	1	
	424 051	E	* COTTER PIN - (MS24665-132)	1	
-25	411 536		SCREW - (MS35207-267)	1	
-26	400 438		BOLT - (AN3-4A)	6	
	407 564		WASHER - (AN960-10)	6	
	404 835		NUT - (MS20364-1032C)	6	
-27	424 188		PIN - (MS20392-2C41)	2	
	407 564		WASHER - (AN960-10)	2	
	424 051		COTTER PIN - (MS24665-132)	2	
-28	48017-00		PLATE - Lock, forward baggage door	2	
-29	415 520		SCREW - (MS35206-230)	2	
	404 909		NUT - (MS20365-632C)	2	
-30	46038-00		BRACKET - Baggage door holder	1	
-31	48687-00	C	SPACER - Lock plate	AR	31T-7400002 to 31T-7720069 incl
-32	415 521		SCREW - (MS35206-231)	2	
	404 909		NUT - (MS20365-632C)	2	

When ordering, always specify Part Number, Description and Serial Number of Aircraft

PIPER PARTS CATALOG

Figure and Index Number	Part Number	Code	NOMENCLATURE	No. Req.	SERIAL NUMBERS AFFECTED
35-33	411 537		SCREW - (MS35207-268)	1	
-34	48083-00		HINGE ASSEMBLY - Forward baggage door	2	
-35	48112-00		CLAMP - Baggage door holder	1	
-36	47998-00		LINK - Baggage holder	1	

When ordering, always specify Part Number, Description and Serial Number of Aircraft

PIPER PARTS CATALOG

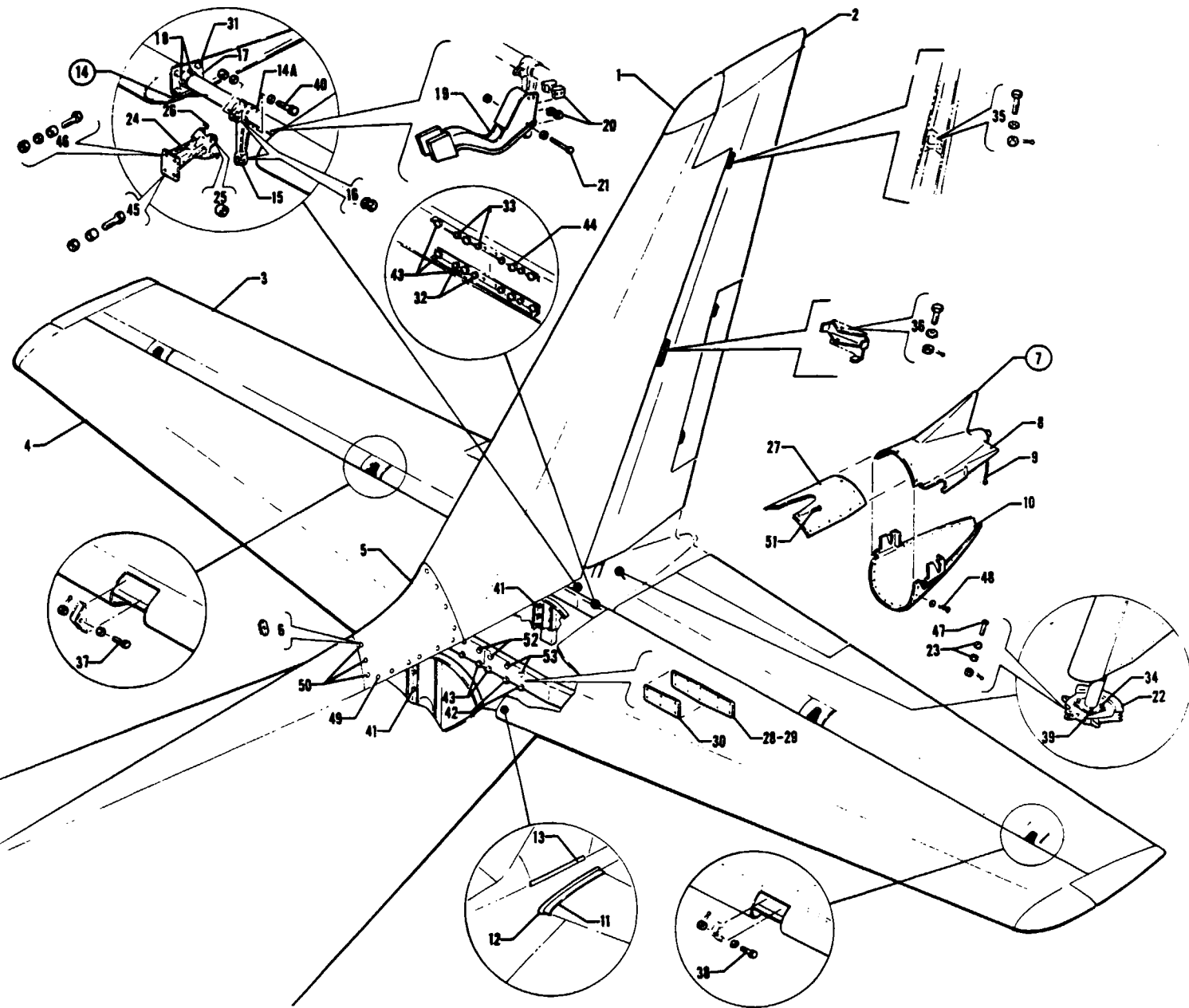


Figure 36 Tail Surfaces Installation

REVISED MARCH 1984

PA-31T
PA-31T1
PA-31T2

PIPER PARTS CATALOG

CODE EXPLANATIONS FOR FIGURE 36

- A - Used on PA-31T only
- B - Used on PA-31T1 only
- C - Used on PA-31T2 only
- D - See Figure 39 for component parts
- E - See Figure 37 for component parts
- F - See Figure 38 for component parts
- G - See Figure 40 for component parts
- H - Used on PA-31T with serial numbers 31T-8120001 and up, PA-31T1 and PA-31T2
- J - Used on PA-31T with serial numbers 31T-7400002 to 31T-8020066 inclusive, and PA-31T1 with serial numbers 31T-7804001 to 31T-8004033 inclusive
- K - Used on PA-31T with serial numbers 31T-8020067 and up, PA-31T1 with serial numbers 31T-8004034 to 31T-8304003 inclusive, 31T-1104004 and up, and PA-31T2
- L - Used if tail flood light is installed
- M - Used on PA-31T with serial numbers 31T-8120001 and up, PA-31T1 with serial numbers 31T-8104001 to 31T-8304003 inclusive, 31T-1104004 and up, and PA-31T2

PIPER PARTS CATALOG

Figure and Index Number	Part Number	Code	NOMENCLATURE	No. Req.	SERIAL NUMBERS AFFECTED
36-	51100		DRAWING - Tail Surfaces Installation		
-1	51095-00	E	FIN ASSEMBLY - Tail surfaces	1	
-2	51094-00	A,B,F	RUDDER ASSEMBLY - Tail surfaces	1	
	51094-22	C,F	RUDDER ASSEMBLY - Tail surfaces	1	
-3		G	ELEVATOR ASSEMBLY - Tail surfaces	2	
-4	46500-38	D	STABILIZER ASSEMBLY - Tail surfaces, left	1	
	46500-40	D,L	STABILIZER ASSEMBLY - Tail surfaces, left	1	
	46500-37	D	STABILIZER ASSEMBLY - Tail surfaces, right	1	
	46500-41	D,L	STABILIZER ASSEMBLY - Tail surfaces, right	1	
-5	46218-00		FAIRING ASSEMBLY - Fin	1	
-6	406 826		* NUT - Anchor (NAS686A08K)	6	
-7	51102-03	A	FAIRING ASSEMBLY - Fuselage tail	1	31T-7400002 to 31T-8020092 incl
	51102-04	B	FAIRING ASSEMBLY - Fuselage tail	1	31T-7804001 to 31T-8004057 incl.
	51102-06	M	FAIRING ASSEMBLY - Fuselage tail	1	
-8	51103-03		* FAIRING ASSEMBLY - Fuselage tail, upper	1	
-9	48460-00		* * STRAP ASSEMBLY - Lightning protection	1	
-10	51354-00	A	* FAIRING ASSEMBLY - Fuselage tail, lower	1	31T-7400002 to 31T-8020092 incl
	51354-07	H	* FAIRING ASSEMBLY - Fuselage tail, lower	1	
-11	46344-02		FAIRING ASSEMBLY - Stabilizer, left	1	
	46344-03		FAIRING ASSEMBLY - Stabilizer, right	1	
-12	49302-02		MOULDING - Stabilizer fairing	2	
-13	49302-03		MOULDING - Fin skin	2	
-14	51608-00	J	TUBE ASSEMBLY - Elevator torque (complete)	1	
	51608-02	K	TUBE ASSEMBLY - Elevator torque (complete)	1	
-14a	45982-03		* TUBE ASSEMBLY - Elevator torque	1	
-15	40006-04		* * HORN ASSEMBLY - Elevator torque tube	1	
-16	14843-106		* * * BUSHING - Horn assembly	4	
-17	45259-02		* * BRACKET - Elevator torque tube	2	
-18	402 321		* * BOLT - (AN174-22A)	6	
	407 565		* * WASHER - (AN960-416)	12	
	404 888		* * NUT - (MS20365-428C)	6	
-19	51399-00	J	* ARM ASSEMBLY - Elevator balance weight	1	
	51399-11	K	* ARM ASSEMBLY - Elevator balance weight	1	
-20	51554-03		* BLOCK - Spacer, upper	2	
	51554-02		* BLOCK - Spacer, lower	2	
-21	400 449		* BOLT - (AN3-24A)	3	
	407 564		* WASHER - (AN960-10)	3	
	404 887		* NUT - (MS20365-1032C)	3	
-22	51062-00		SECTOR ASSEMBLY - Rudder	1	
-23	14843-106		* BUSHING	2	
-24	45253-03		HINGE ASSEMBLY - Elevator center	1	
-25	452 386		* BEARING - (NAS506-4)	1	
-26	71533-02		* SCREW - Stop	2	
	506 819		* NUT - (MS21340-22)	2	
-27	45994-00		COVER - Access, Sta. 342.25 to Sta. 352	1	
-28	47920-02		SHIM - Stabilizer (.032 in. thick x 22.31 in. long)	AR	
	47920-03		SHIM - Stabilizer (.062 in. thick x 22.31 in. long)	AR	
	47920-04		SHIM - Stabilizer (.091 in. thick x 22.31 in. long)	AR	

When ordering, always specify Part Number, Description and Serial Number of Aircraft

PIPER PARTS CATALOG

Figure and Index Number	Part Number	Code	NOMENCLATURE	No Req.	SERIAL NUMBERS AFFECTED
36-29	47919-02		SHIM - Stabilizer, tapered (064 in thick x 22 31 in long)	AR	
	47919-03		SHIM - Stabilizer, tapered (091 in thick x 22 31 in long)	AR	
-30	47921-02		SHIM - Stabilizer, tapered (064 in thick x 11 16 in long)	AR	
	47921-03		SHIM - Stabilizer, tapered (091 in thick x 11 16 in long)	AR	
	47921-04		SHIM - Stabilizer, tapered (032 in thick x 8 66 in long)	AR	
-31	401 266		BOLT - (AN3-5A)	8	
	407 584		WASHER - (AN960-10L)	8	
-32	400 441		BOLT - (AN3-7A)	4	
	406 727		NUT - (RM52LH2935-02)	4	
	484 785		RING - (2935-0)	4	
-33	401 269		BOLT - (AN3-10A)	4	
	406 727		NUT - (RM52LH2935-02)	4	
	484 785		RING - (2935-0)	4	
-34	401 311		BOLT - (AN4-11A)	2	
	407 565		WASHER - (AN960-416)	2	
	404 888		NUT - (MS20365-428C)	2	
-35	402 310		BOLT - (AN174-12)	1	
	407 565		WASHER - (AN960-416)	1	
	404 101		NUT - (AN310-4)	1	
	424 051		COTTER PIN - (MS24665-132)	1	
-36	402 310		BOLT - (AN174-12)	1	
	407 565		WASHER - (AN960-416)	1	
	404 101		NUT - (AN310-4)	1	
	424 053		COTTER PIN - (MS24665-136)	1	
-37	402 310		BOLT - (AN174-12)	2	
	407 565		WASHER - (AN960-416)	2	
	404 101		NUT - (AN310-4)	2	
	424 051		COTTER PIN - (MS24665-132)	2	
-38	402 313		BOLT - (AN174-13)	2	
	407 565		WASHER - (AN960-416)	2	
	404 101		NUT - (AN310-4)	2	
	424 051		COTTER PIN - (MS24665-132)	2	
-39	400 008		BOLT - (AN4-13A)	2	
	407 565		WASHER - (AN960-416)	2	
	404 888		NUT - (MS20365-428C)	2	
-40	402 318		BOLT - (AN174-14A)	1	
	407 565		WASHER - (AN960-416)	2	
	404 888		NUT - (MS20365-428C)	1	
-41	400 187		BOLT - (AN5-7A)	12	
	407 566		WASHER - (AN960-516)	12	
	404 889		NUT - (MS20365-524C)	12	
-42	401 188		BOLT - (AN5-10A)	4	
	406 728		NUT - (RM52LH2935-054)	4	
	484 786		RING - (2935-05)	4	
-43	401 189		BOLT - (AN5-11A)	8	
	407 566		WASHER - (AN960-516)	8	
	406 728		NUT - (RM52LH2935-054)	8	
	484 786		RING - (2935-05)	8	
-44	401 353		BOLT - (AN5-12A)	6	
	407 566		WASHER - (AN960-516)	2	
	406 728		NUT - (RM52LH2935-054)	2	
	484 786		RING - (2935-05)	2	
-45	401 353		BOLT - (AN5-12A)	2	
	406 728		NUT - (RM52LH2935-054)	2	
	484 786		RING - (2935-05)	2	

When ordering, always specify Part Number, Description and Serial Number of Aircraft

PIPER PARTS CATALOG

Figure and Index Number	Part Number	Code	NOMENCLATURE	No Req.	SERIAL NUMBERS AFFECTED
36-46	401 354		BOLT - (AN5-13A)	2	
	407 566		WASHER - (AN960-516)	2	
	406 728		NUT - (RM52LH2935-054)	2	
	484 786		RING - (2935-05)	2	
-47	400 706		BOLT - (AN24-19)	1	
	404 393		NUT - (AN320-4)	1	
	424 051		COTTER PIN - (MS24665-132)	1	
-48	414 748		SCREW - (MS24693-S28)	16	
	494 071		WASHER - (A3236-012-1)	16	
-49	414 748		SCREW - (MS24693-S28)	20	
	494 071		WASHER - (A3236-012-1)	20	
	406 362		NUT - (C8095-632-1)	20	
-50	414 748		SCREW - (MS24693-S28)	6	
-51	415 520		SCREW - (MS35206-230)	19	
-52	401 353		BOLT - (AN5-12A)	2	
	407 586		WASHER - (AN960-516L)	2	
	406 728		NUT - (RM52LH2935-054)	2	
	484 786		RING - (2935-05)	2	
	401 353		BOLT - (AN5-12A)	4	
-53	407 586		WASHER - (AN960-516L)	4	
	407 566		WASHER - (AN960-516)	4	
	406 728		NUT - (RM52LH2935-054)	4	
	484 786		RING - (2935-05)	4	

When ordering, always specify Part Number, Description and Serial Number of Aircraft

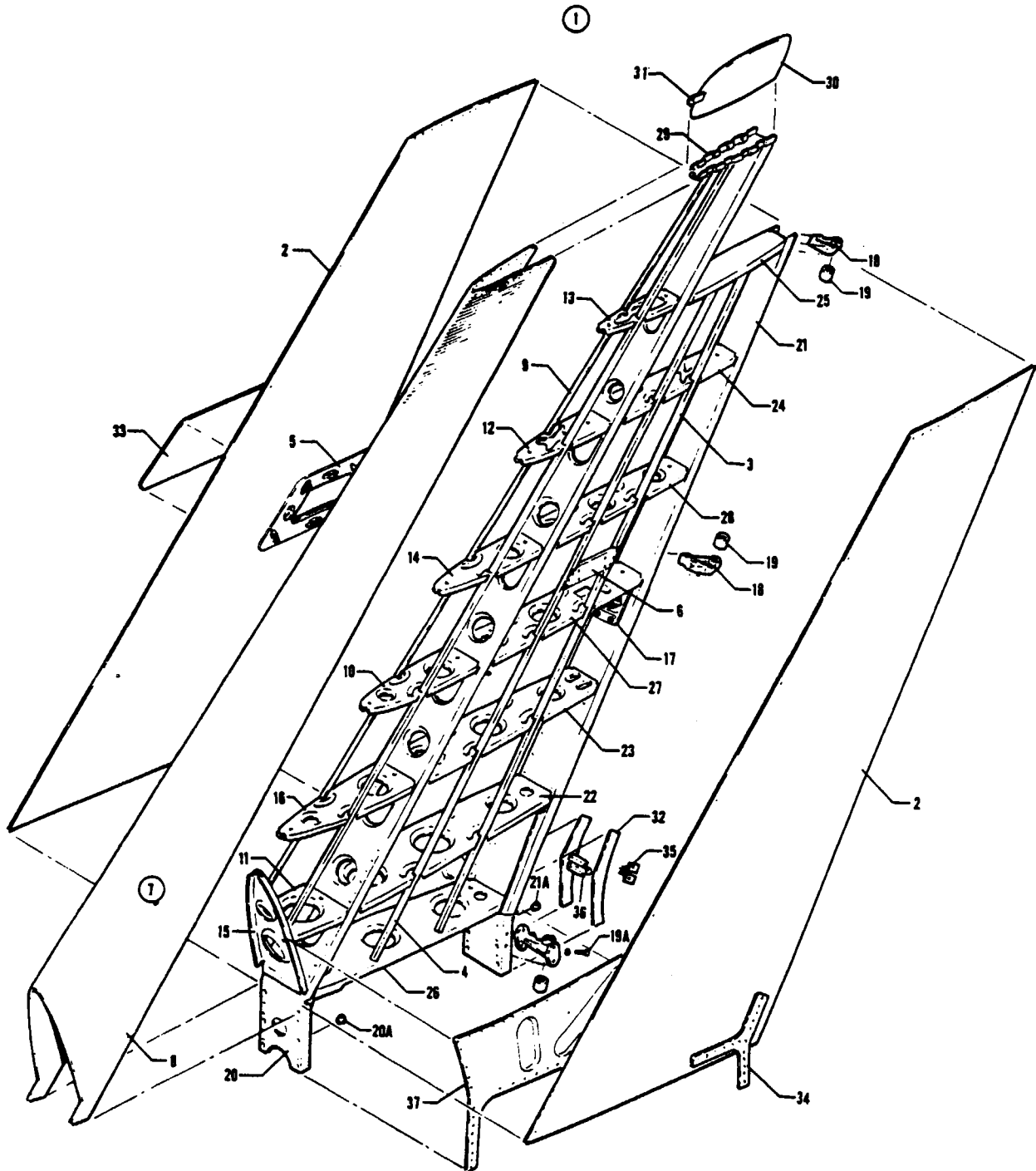


Figure 37 Fin Assembly

REVISED: JUNE 1981

PA-31T
PA-31T1
PA-31T2

PIPER PARTS CATALOG

CODE EXPLANATIONS FOR FIGURE 37

- A - See Figure 98 for component parts
- B - Used if Ground Recognition Beacon is installed
- C - Used on PA-31T with serial numbers 31T-7920021 and up, PA-31T1 with serial numbers 31T-7904006 to 31T-8304003 inclusive, 31T-1104004 and up, and PA-31T2

PIPER PARTS CATALOG

Figure and Index Number	Part Number	Code	NOMENCLATURE	No. Req.	SERIAL NUMBERS AFFECTED
37-1	51095-00		FIN ASSEMBLY	1	
-2	51095-10		* SKIN ASSEMBLY - Fin, left	1	
	51095-09		* SKIN ASSEMBLY - Fin, right	1	
-3	51095-04		* * STRINGER - Fin, skin assembly, left	1	
	51095-03		* * STRINGER - Fin, skin assembly, right	1	
-4	51095-06		* * STRINGER - Fin, skin assembly, left	1	
	51095-05		* * STRINGER - Fin, skin assembly, right	1	
-5	42303-00		* * REINFORCEMENT ASSEMBLY - Access, right	1	
-6	48813-02		* * BRACKET ASSEMBLY - Antenna mounting, left	1	
	48813-03		* * BRACKET ASSEMBLY - Antenna mounting, right	1	
-7	45700-13		* LEADING EDGE ASSEMBLY - Fin	1	
-8	40170-13		* * SKIN ASSEMBLY - Fin, leading edge	1	
-9	40170-06		* * * STRINGER - Fin, leading edge, left	1	
	40170-07		* * * STRINGER - Fin, leading edge, right	1	
-10	48118-00		* * RIB - Fin, leading edge, W.L. 55	1	
-11	46228-00		* * RIB - Fin, leading edge, W.L. 36.75	1	
-12	40094-03		* * RIB - Fin, leading edge, W.L. 74.50	1	
-13	40094-05		* * RIB - Fin, leading edge, W.L. 84.50	1	
-14	40095-03		* * RIB - Fin, leading edge, W.L. 64.75	1	
-15	40096-00		* * RIB - Fin, leading edge, W.L. 30.175 to W.L. 44.75	1	
-16	40125-02		* * RIB - Fin, leading edge, W.L. 48	1	
-17	46897-06	A	* SCREW ASSEMBLY - Rudder trim tab	1	
-18	40219-00		* HINGE ASSEMBLY - Rudder attachment, lower	1	
	40233-00		* HINGE ASSEMBLY - Rudder attachment, center	1	
	48055-00		* HINGE ASSEMBLY - Rudder attachment, upper	1	
-19	452 386		* * BEARING - Fin hinge assembly (NAS506-4)	1	
-19a	71533-02		* * SCREW - Stop, lower hinge	2	
	404 678		* * NUT - (AN345-10) Lower hinge	2	
-20	45365-06		* SPAR ASSEMBLY - Fin front	1	
-20a	453 845		* * BUSHING - (NAS77-5-15)	6	
-21	40026-19		* SPAR ASSEMBLY - Fin rear	1	
-21a	453 818		* * BUSHING - (NAS77-5-12)	6	
-22	40080-04		* RIB ASSEMBLY - Fin, main, W.L. 36.75	1	
-23	44293-00		* RIB ASSEMBLY - Fin, main, W.L. 46	1	
-24	40094-02		* RIB - Fin, main, W.L. 74.5	1	
-25	51082-00		* RIB ASSEMBLY - Fin, main, W.L. 84.5	1	
-26	44294-00		* RIB - Fin, main, bottom	1	
-27	40128-04		* RIB - Fin, main, W.L. 55	1	
-28	47719-00		* RIB - Fin, main, W.L. 64.75	1	
-29	51074-00		* RIB ASSEMBLY - Fin tip	1	
-30	51490-00		* TIP ASSEMBLY - Fin	1	
	49513-02	B.C	* TIP ASSEMBLY - Fin	1	
-31	42819-00		* * FITTING - Antenna attachment, left	1	
	42819-01		* * FITTING - Antenna attachment, right	1	
-32	40108-00		* PLATE - Fin, bottom rear spar reinforcement	2	
-33	42301-00		* PLATE - Fin access hole cover, right	1	
-34	51065-00		* PLATE - Fin, reinforcement, left	1	
	51065-01		* PLATE - Fin, reinforcement, right	1	
-35	40344-00		* CLIP - Fin, forward and rear spar stiffener	8	
-36	40342-02		* CHANNEL - Fin, spar stiffener, rear	1	
	40342-03		* CHANNEL - Fin, spar stiffener, forward	1	
-37	46001-00		* GUSSET - Fin, Sta. 342.25, W.L. 27.5, left	1	
	46001-01		* GUSSET - Fin, Sta. 342.25, W.L. 27.5, right	1	

When ordering, always specify Part Number, Description and Serial Number of Aircraft

THIS PAGE INTENTIONALLY LEFT BLANK

THIS PAGE INTENTIONALLY LEFT BLANK

THIS PAGE INTENTIONALLY LEFT BLANK

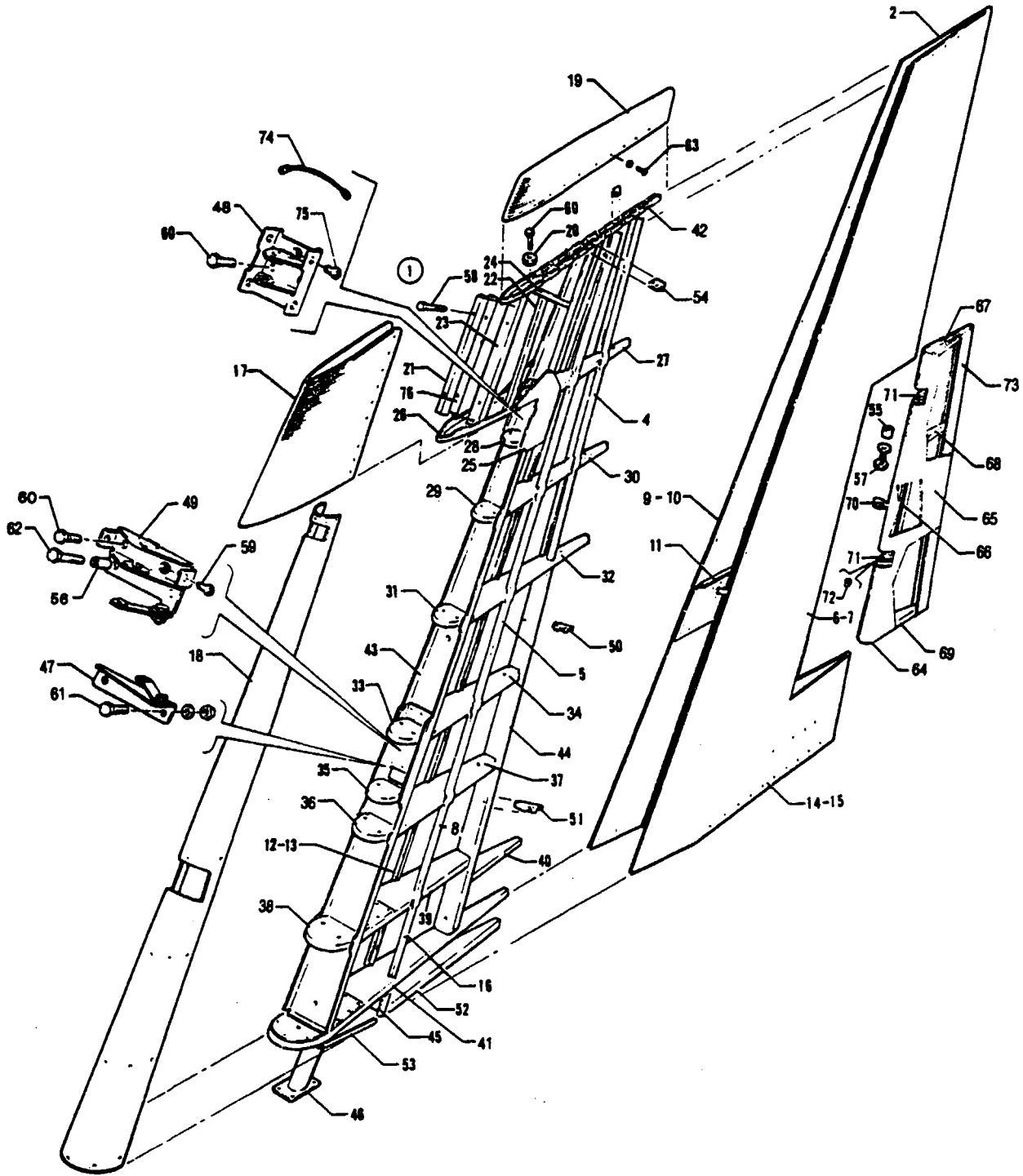


Figure 38. Rudder Assembly

PIPER PARTS CATALOG

CODE EXPLANATIONS FOR FIGURE 38

- A - Used on PA-31T only
- B - Used on PA-31T1 only
- C - Used on PA-31T2 only
- D - Used on PA-31T with serial numbers 31T-7400002 to 31T-8120022 inclusive, and PA-31T1 with serial numbers 31T-7804001 to 31T-8104022 inclusive
- E - Used on PA-31T with serial numbers 31T-8120023 and up, PA-31T1 with serial numbers 31T-8104023 to 31T-8304003 inclusive, 31T-1104004 and up, and PA-31T2
- F - Used on PA-31T with serial numbers 31T-8120030 and up, and PA-31T1 with serial numbers 31T-8104030 to 31T-8304003 inclusive, 31T-1104004 and up

PIPER PARTS CATALOG

Figure and Index Number	Part Number	Code	NOMENCLATURE	No. Req.	SERIAL NUMBERS AFFECTED
38-1	51094-00	A,B	RUDDER ASSEMBLY	1	
	51094-22	C	RUDDER ASSEMBLY	1	
-2	51094-18		* SKIN ASSEMBLY - Rudder, upper	1	
-3	-----		Deleted		
-4	51094-10		** CHANNEL - Reinforcement	2	
-5	51094-12		** CHANNEL - Reinforcement, left	1	
	51094-13		** CHANNEL - Reinforcement, right	1	
-6	51094-20		* SKIN ASSEMBLY - Rudder, center, left	1	
-7	51094-05		** SKIN - Rudder, center, left	1	
-8	51094-08		** CHANNEL - Reinforcement, left	1	
-9	51094-21		* SKIN ASSEMBLY - Rudder, center, right	1	
-10	51094-06		** SKIN - Rudder, center, right	1	
-11	51094-11		** PLATE - Reinforcement, right	1	
-12	51094-09		** CHANNEL - Reinforcement, right	1	
-13	40046-09		** CHANNEL - Reinforcement, right	1	
-14	51094-19		* SKIN ASSEMBLY - Rudder, lower	1	
-15	51094-07		** SKIN - Rudder, lower	1	
-16	40046-18		** CHANNEL - Reinforcement, left	1	
	40046-19		** CHANNEL - Reinforcement, right	1	
-17	51094-03		* SKIN - Leading edge, upper	1	
-18	51094-02		* SKIN - Rudder leading edge	1	
-19	51091-03		* TIP ASSEMBLY - Rudder	1	
-20	43332-00		* BALANCE WEIGHT - Rudder	AR	
-21	51097-00	A,B	* BALANCE WEIGHT - Rudder	1	
	81893-02	C	* BALANCE WEIGHT - Rudder	1	
-22	51094-14		* STRINGER - Reinforcement, left	1	
	51094-15		* STRINGER - Reinforcement, right	1	
-23	51076-00		* CHANNEL ASSEMBLY - Balance weight support	1	
-24	51087-00		* CHANNEL - Rudder tip support	1	
-25	51094-16		* GUSSET - Upper rudder hinge	2	
-26	51080-00		* RIB - Rudder, leading edge, W L 84.88	1	
-27	40083-10		* RIB - Rudder, main, W L 84.88	1	
-28	40023-03		* RIB - Rudder, leading edge, W L 81.75	1	
-29	40083-06		* RIB - Rudder, leading edge, W L 74.50	1	
-30	40083-09		* RIB - Rudder, main, W L 74.50	1	
-31	40083-07		* RIB - Rudder, leading edge, W L 64.75	1	
-32	40083-08		* RIB - Rudder, main, W L 64.75	1	
-33	40079-04		* RIB - Rudder, leading edge, W L 55	1	
-34	51096-03		* RIB - Rudder, main, W L 55	1	
-35	46959-00		* RIB ASSEMBLY - Rudder, leading edge, W L 50	1	
-36	40079-02		* RIB - Rudder, leading edge, W L 46	1	
-37	51096-02		* RIB - Rudder, main, W L 46	1	
-38	40078-02		* RIB - Rudder, leading edge, W L 36.75	1	
-39	51068-00		* RIB - Rudder, main, W L 36.75	1	
-40	51069-00		* RIB - Rudder, bottom, W L 34	1	
-41	40039-03		* RIB - Rudder, canted, W L 27 38 to W L 30 26	1	
-42	51084-00		* RIB ASSEMBLY - Rudder tip	1	
-43	40068-08	D	* SPAR ASSEMBLY - Rudder	1	
	40068-12	E	* SPAR ASSEMBLY - Rudder	1	
-44	51077-00		* SPAR - Rudder stub	1	
-45	40021-02		* CHANNEL - Rudder skin support	1	
-46	40040-07		* TUBE ASSEMBLY - Rudder torque	1	
-47	51089-02		* BRACKET ASSEMBLY - Rudder servo pivot	1	
-48	51108-00		* HINGE ASSEMBLY - Rudder, upper	1	
-49	51078-04		* HINGE ASSEMBLY - Rudder, lower	1	
-50	40043-03		* BRACKET ASSEMBLY - Rudder tab hinge, upper	1	
-51	40042-14		* BRACKET ASSEMBLY - Rudder tab hinge, lower	1	

When ordering, always specify Part Number, Description, and Serial Number of Aircraft

PIPER PARTS CATALOG

Figure and Index Number	Part Number	Code	NOMENCLATURE	No. Req.	SERIAL NUMBERS AFFECTED
38-52	40077-10		*ANGLE - Rudder skin support, left rear	1	
	40077-11		*ANGLE - Rudder skin support, right rear	1	
-53	40077-07		*ANGLE - Rudder skin support, front	2	
-54	40048-00		*CLIP - Rudder spar	1	
-55	41413-51		*BUSHING - Tab assembly	2	
-56	49999-17		*BUSHING - Hinge assembly	2	
-57	400 440		*BOLT - Tab assembly (AN3-6A)	2	
	81342-09		*WASHER - Tab assembly	2	
-58	400 444		*BOLT - (AN3-13A) (1 13/32" L.)	2	
	401 273		*BOLT - (AN3-14A) (1 17/32" L.)	2	
-59	411 207		*SCREW - (NAS221C-6)	2	
	404 835		*NUT - (MS20364-1032C)	2	
-60	400 438		*BOLT - (AN3-4A)	5	
-61	400 438		*BOLT - (AN3-4A)	2	
	407 564		*WASHER - (AN960-10)	2	
	404 887		*NUT - (MS20365-1032C)	2	
-62	401 270		*BOLT - (AN3-11A)	2	
	407 564		*WASHER - (AN960-10)	4	
	404 887		*NUT - (MS20365-1032C)	2	
-63	414 748		*SCREW - (MS24893-S28)	20	
	494 071		*WASHER - (A3236-012-1)	20	
	406 355		*NUT - (A8052-632-1)	20	
-64	51099-00		*TAB ASSEMBLY - Rudder	1	
-65	51099-02		*SKIN - Rudder tab	1	
-66	51079-00		*SPAR - Rudder tab	1	
-67	40014-04		*RIB - Rudder tab, upper	1	
-68	40013-07		*RIB - Rudder tab, W.L. 54.94	1	
-69	51075-00		*RIB - Rudder tab, lower	1	
-70	51117-00		*HORN ASSEMBLY - Rudder tab	1	
-71	40012-18		*HINGE ASSEMBLY - Rudder tab, upper	1	
	40012-17		*HINGE ASSEMBLY - Rudder tab, lower	1	
-72	453 794		*BUSHING - (NAS77-5-19)	1	
-73	40340-02		*CHANNEL - Rudder tab	1	
-74	49972-02		*STRAP ASSEMBLY - Lightning protection	2	
-75	410 320		*SCREW - (MS27039C1-08)	4	
	404 835		*NUT - (MS20364-1032C)	4	
-76	81339-02	F	*PLATE - Rudder balance	1	

When ordering, always specify Part Number, Description and Serial Number of Aircraft

PIPER PARTS CATALOG

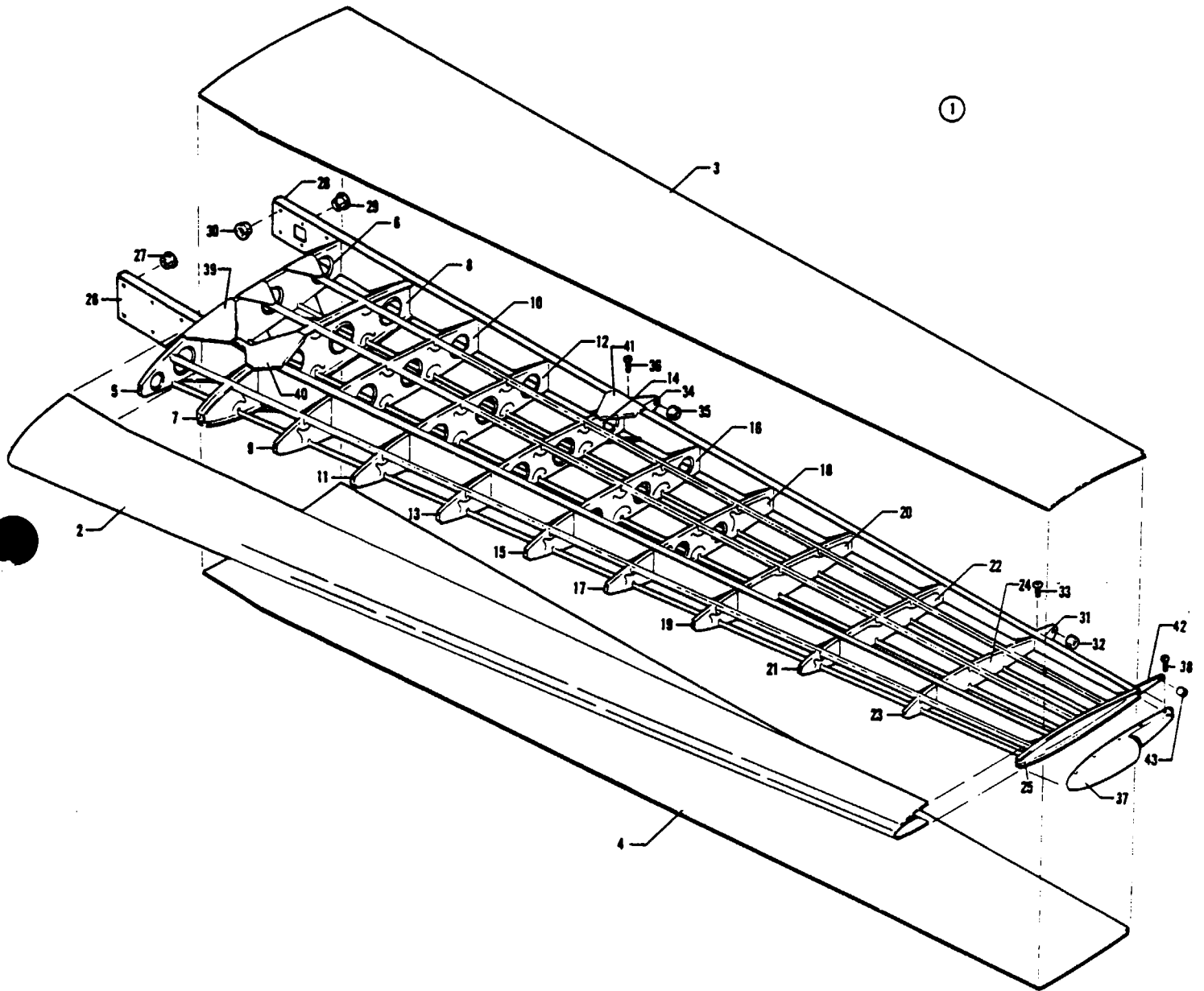


Figure 39 Stabilizer Assembly

PIPER PARTS CATALOG

CODE EXPLANATIONS FOR FIGURE 39

A - Used if tail flood light is installed

PIPER PARTS CATALOG

Figure and Index Number	Part Number	Code	NOMENCLATURE	No. Req.	SERIAL NUMBERS AFFECTED
39-1	46500-38		STABILIZER ASSEMBLY - Left	1	
	46500-40	A	STABILIZER ASSEMBLY - Left	1	
	46500-37		STABILIZER ASSEMBLY - Right	1	
	46500-41	A	STABILIZER ASSEMBLY - Right	1	
-2	46500-28		* SKIN ASSEMBLY - Stabilizer, leading edge, left	1	
	46500-29		* SKIN ASSEMBLY - Stabilizer, leading edge, right	1	
-3	46500-30		* SKIN ASSEMBLY - Stabilizer, top, left	1	
	46500-44	A	* SKIN ASSEMBLY - Stabilizer, top, left	1	
	46500-31		* SKIN ASSEMBLY - Stabilizer, top, right	1	
	46500-45	A	* SKIN ASSEMBLY - Stabilizer, top, right	1	
-4	46500-32		* SKIN ASSEMBLY - Stabilizer, bottom, left	1	
	46500-33		* SKIN ASSEMBLY - Stabilizer, bottom, right	1	
-5	46521-02		* RIB - Stabilizer, canted, leading edge, B.L. 9 to B.L. 14.383	1	
-6	46521-03		* RIB - Stabilizer, canted, main, B.L. 9 to B.L. 14.383	1	
-7	46496-06		* RIB ASSEMBLY - Stabilizer, leading edge, B.L. 19.5	1	
-8	46496-07		* RIB ASSEMBLY - Stabilizer, main, B.L. 19.5	1	
-9	46492-02		* RIB - Stabilizer, leading edge, B.L. 28.5	1	
-10	46492-03		* RIB - Stabilizer, main, B.L. 28.5	1	
-11	46515-02		* RIB - Stabilizer, leading edge, B.L. 38	1	
-12	46515-03		* RIB - Stabilizer, main, B.L. 38	1	
-13	46510-02		* RIB - Stabilizer, leading edge, B.L. 48	1	
-14	46510-03		* RIB - Stabilizer, main, B.L. 48	1	
-15	46517-02		* RIB - Stabilizer, leading edge, B.L. 58	1	
-16	46517-03		* RIB - Stabilizer, main, B.L. 58	1	
-17	46484-02		* RIB - Stabilizer, leading edge, B.L. 68	1	
-18	46484-03		* RIB - Stabilizer, main, B.L. 68	1	
-19	46520-04		* RIB - Stabilizer, leading edge, B.L. 78	1	
-20	46520-02		* RIB - Stabilizer, main, B.L. 78	1	
-21	46520-05		* RIB - Stabilizer, leading edge, B.L. 90	1	
-22	46520-03		* RIB - Stabilizer, main, B.L. 90	1	
-23	46523-03		* RIB - Stabilizer, leading edge, B.L. 102	1	
-24	46523-02		* RIB - Stabilizer, main, B.L. 102	1	
-25	46530-03		* RIB - Stabilizer, B.L. 114	1	
-26	46538-02		* SPAR ASSEMBLY - Stabilizer, forward	1	
-27	453 729		* * BUSHING - Spar assembly, forward (NAS77-5-23)	6	
-28	46538-24		* SPAR ASSEMBLY - Stabilizer, aft	1	
-29	453 729		* * BUSHING - Spar assembly, aft (NAS77-5-23)	4	
-30	453 819		* * BUSHING - Spar assembly, aft (NAS75-5-007)	2	
-31	45201-00		* HINGE ASSEMBLY - Elevator attachment, outboard	1	
-32	452 386		* * BEARING - Stabilizer hinge assembly (NAS506-4)	1	
-33	411 211		* SCREW - Hinge assembly attachment (NAS221-11)	4	
	407 584		* WASHER - Hinge assembly attachment (AN960-10L)	4	
	404 887		* NUT - Hinge assembly attachment (MS20365-1032C)	4	
-34	45242-00		* HINGE ASSEMBLY - Elevator attachment, inboard	1	
-35	452 386		* * BEARING - Stabilizer hinge assembly (NAS506-4)	1	
-36	411 214		* SCREW - Hinge assembly attachment (NAS221-14)	4	
	407 584		* WASHER - Hinge assembly attachment (AN960-10L)	4	
	404 887		* NUT - Hinge assembly attachment (MS20365-1032C)	4	
-37	46384-08		* TIP - Stabilizer	1	
-38	414 748		* SCREW - Stabilizer tip attachment (AN507-632R8)	10	
	494 071		* WASHER - Stabilizer tip attachment (A3236-012-1)	10	
	406 355		* NUT - Stabilizer tip attachment (A6052-632-1)	10	
-39	46978-00		* GUSSET - Stabilizer, upper left, lower right	1	
	46978-01		* GUSSET - Stabilizer, upper right, lower left	1	
-40	46981-00		* GUSSET - Stabilizer, upper left, lower right	1	
	46981-01		* GUSSET - Stabilizer, upper right, lower left	1	

When ordering, always specify Part Number, Description and Serial Number of Aircraft

PIPER PARTS CATALOG

Figure and Index Number	Part Number	Code	NOMENCLATURE	No. Req.	SERIAL NUMBERS AFFECTED
39-41	46977-00		* GUSSET - Stabilizer, upper left, lower right	1	
	46977-01		* GUSSET - Stabilizer, upper right, lower left	1	
-42	54991-02		* ARM ASSEMBLY - Elevator hinge	1	
-43	452 386		* * BEARING - Elevator hinge arm (NAS506-4)	1	

When ordering, always specify Part Number, Description and Serial Number of Aircraft

PIPER PARTS CATALOG

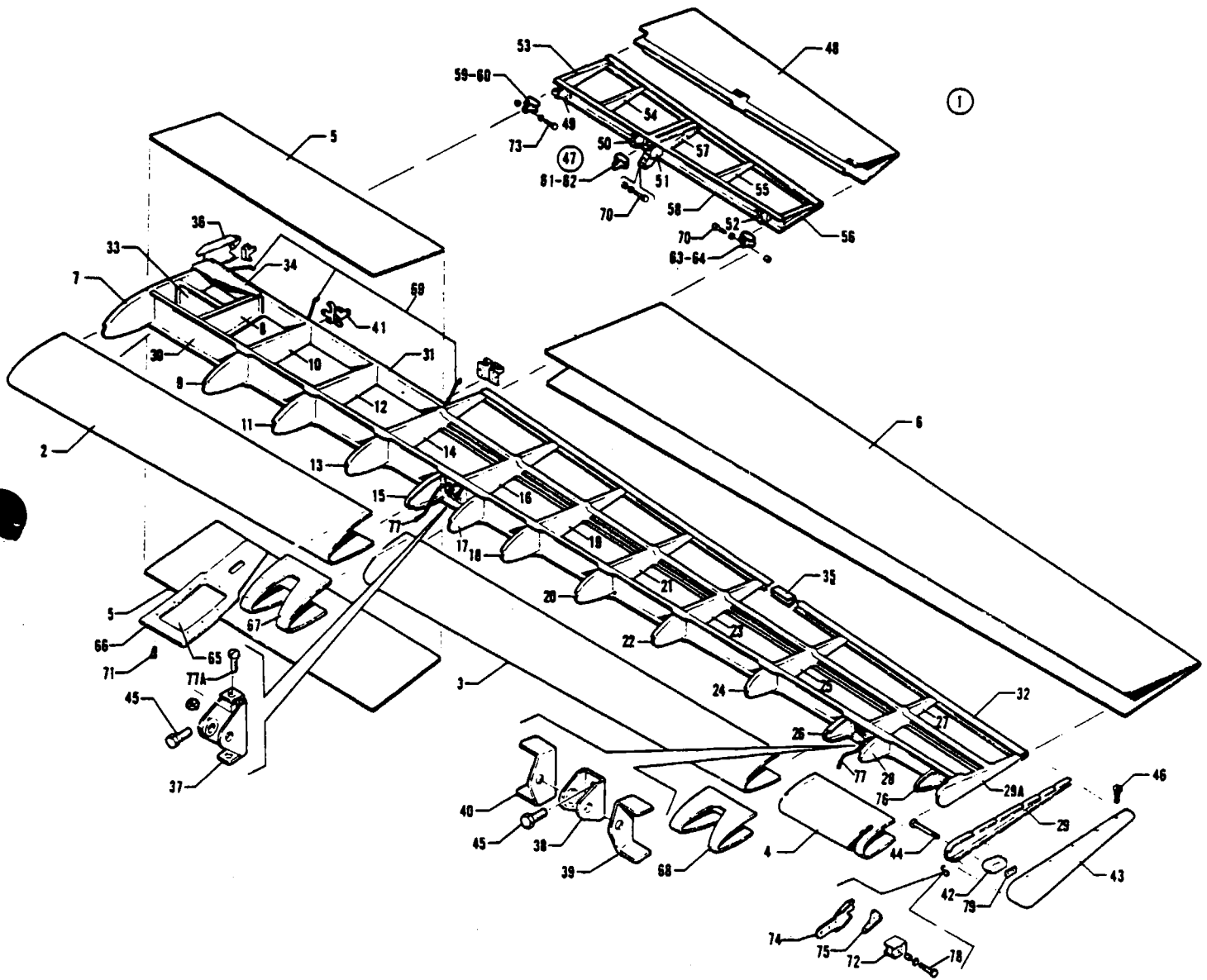


Figure 40 Elevator Assembly

REVISED: SEPTEMBER 1981

PA-31T
PA-31T1
PA-31T2

PIPER PARTS CATALOG

CODE EXPLANATIONS FOR FIGURE 40

- A - Used on PA-31T only.
- B - Used on PA-31T1 only.
- C - Used on PA-31T2 only.
- D - Used on PA-31T with serial numbers 31T-7400002 to 31T-7920075 inclusive, and PA-31T1 with serial numbers 31T-7804001 to 31T-7904044 inclusive. This part is no longer available; order P/N 55016-12 as a replacement. NOTE: The right elevator must also be modified by the installation of Elevator Inspection and Reinforcement Kit 763 943 per Service Bulletin No 658
- E - Used on PA-31T with serial numbers 31T-7920076 to 31T-8020066 inclusive, and PA-31T1 with serial numbers 31T-7904045 to 31T-8004033 inclusive. Also used on PA-31T with serial numbers 31T-7400002 to 31T-7920075 inclusive, and PA-31T1 with serial numbers 31T-7804001 to 31T-7904044 inclusive if Elevator Inspection and Reinforcement Kit 763 943 has been installed per Service Bulletin No.658.
- F - Used on PA-31T with serial numbers 31T-8020067 and up, PA-31T1 with serial numbers 31T-8004034 to 31T-8304003 inclusive, 31T-1104004 and up, and PA-31T2.
- G - Used if Sperry Autopilot or no Autopilot is installed on PA-31T with serial numbers 31T-7400002 to 31T-7920075 inclusive, or if no Autopilot is installed on PA-31T1 with serial numbers 31T-7804001 to 31T-7904044 inclusive. This part is no longer available: order P/N 55016-13 if Sperry Autopilot or no Autopilot is installed; order P/N55016-23 if M-4D Autopilot or King KFC-300 Autopilot is installed order P/N55016-25 if King KFC-250 Autopilot is installed. NOTE The left elevator must also be modified by the installation of Elevator Inspection and Reinforcement Kit 763 943 per Service Bulletin No 658
- H - Used if Sperry Autopilot or no Autopilot is installed on PA-31T with serial numbers 31T-7920076 to 31T-8020066 inclusive, and PA-31T1 with serial numbers 31T-7904045 to 31T-8004033 inclusive. Also used if Sperry Autopilot or no Autopilot is installed on PA-31T with serial numbers 31T-7400002 to 31T-7920075 inclusive, and PA-31T1 with serial numbers 31T-7804001 to 31T-7904044 inclusive and Elevator Inspection and Reinforcement Kit 763 943 has been installed per Service Bulletin No. 658.
- J - Used if no Autopilot is installed on PA-31T with serial numbers 31T-8020067 and up, PA-31T1 with serial numbers 31T-8004034 to 31T-8304003 inclusive, 31T-1104004 and up, and PA-31T2. Also used if Sperry Autopilot is installed on PA-31T with serial numbers 31T-8020067 to 31T-8020092 inclusive.
- K - Used on PA-31T with serial numbers 31T-7920076 to 31T-8020092 inclusive if Altimatic M-4D Autopilot or King KFC-300 Autopilot is installed Also used on PA-31T with serial numbers 31T-7400002 to 31T-7920075 inclusive if Altimatic M-4D Autopilot or King KFC-300 Autopilot is installed and Elevator Inspection and Reinforcement Kit 763 943 has been installed per Service Bulletin No. 658
- L - Used on PA-31T1 with serial numbers 31T-7904045, to 31T-8004057 inclusive, if King KFC-250 Autopilot is installed Also used on PA-31T1 with serial numbers 31T-7804001 to 31T-7904044 inclusive if King KFC-250 Autopilot is installed and Elevator Inspection and Reinforcement Kit 763 943 has been installed per Service Bulletin No 658.
- M - On the following aircraft, if any type of autopilot is installed, ascertain elevator part number stamped on identification plate attached to inboard elevator rib and order that part number: PA-31T with serial numbers 31T-8120001 and up PA-31T1 with serial numbers 31T-8104001 to 31T-8304003 inclusive, 31T-1104004 and up, and all PA-31T2 aircraft.
- N - Used on PA-31T with serial numbers 31T-7400002 to 31T-7920075 inclusive, and PA-31T1 with serial numbers 31T-7804001 to 31T-7904044 inclusive. Order part for PA-31T with serial numbers 31T-7920076 and up, and PA-31T1 with serial numbers 31T-7904045 to 31T-8304003 inclusive, 31T-1104004 and up if Elevator Inspection and Reinforcement Kit 763 943 has been installed per Service Bulletin No. 658.
- O - Used on PA-31T with serial numbers 31T-7920076 and up PA-31T1 with serial numbers 31T-7904045 to 31T-8304003 inclusive, 31T-1104004 and up, and PA-31T2. Also used on PA-31T with serial numbers 31T-7400002 to 31T-7920075 inclusive, and PA-31T1 with serial numbers 31T-7804001 to 31 T-7904044 inclusive if Elevator Inspection and Reinforcement Kit 763 943 has been installed per Service Bulletin No. 658.
- P - Refer to latest revision of Piper Service Bulletin 897. Piper considers compliance mandatory

PIPER PARTS CATALOG

Figure and Index Number	Part Number	Code	NOMENCLATURE	No. Req.	SERIAL NUMBERS AFFECTED
40-1	55016-02	D	ELEVATOR ASSEMBLY - Left	1	
	55016-12	E	ELEVATOR ASSEMBLY - Left	1	
	55016-20	F,M	ELEVATOR ASSEMBLY - Left	1	
	55016-03	G	ELEVATOR ASSEMBLY - Right	1	
	55016-13	H	ELEVATOR ASSEMBLY - Right	1	
	55016-21	J,M	ELEVATOR ASSEMBLY - Right	1	
	55016-23	K,M	ELEVATOR ASSEMBLY - Right	1	
	55016-25	L,M	ELEVATOR ASSEMBLY - Right	1	
-2	51438-04		* SKIN - Elevator, left, B.L. 7.05 to B.L. 45.31	1	
	51438-07		* SKIN - Elevator, right, B.L. 7.05 to B.L. 45.31	1	
-3	46022-06		* SKIN - Leading edge, B.L. 49.81 to B.L. 99.31	1	
-4	55016-10		* SKIN - Leading edge, B.L. 103.81 to B.L. 115.1	1	
-5	55016-06		* SKIN - Inboard, B.L. 7.05 to B.L. 38, top	1	
	55016-07		* SKIN - Inboard, B.L. 7.05 to B.L. 38, bottom	1	
-6	46022-08		* SKIN ASSEMBLY - Outboard, B.L. 38 to B.L. 115.1, left	1	
	46022-23		* SKIN ASSEMBLY - Outboard, B.L. 38 to B.L. 115.1, right	1	
-7	54755-02	P	* RIB ASSEMBLY - Elevator, B.L. 7.62	1	
-8	15795-00		* RIB - Elevator, intermediate, B.L. 13	1	
-9	51280-00		* RIB ASSEMBLY - Elevator, leading edge, left, B.L. 18	1	
	51280-01		* RIB ASSEMBLY - Elevator, leading edge, right, B.L. 18	1	
-10	48635-04		* RIB ASSEMBLY - Elevator, intermediate, B.L. 19.5	1	
-10a	48635-05		** GUIDE PLATE - Rib assembly	1	
-11	45784-02		* RIB - Elevator, leading edge, B.L. 28.5	1	
-12	45784-03		* RIB - Elevator, intermediate, B.L. 28.5	1	
-13	45792-02		* RIB - Elevator, leading edge, B.L. 38	1	
-14	45792-03		* RIB - Elevator, main, B.L. 38	1	
-15	45935-03		* RIB - Elevator, leading edge, B.L. 45.31	1	
-16	45742-00		* RIB ASSEMBLY - Elevator, main, B.L. 48	1	
-17	45935-02		* RIB - Elevator, leading edge, B.L. 49.81	1	
-18	45770-02		* RIB - Elevator, leading edge, B.L. 58	1	
-19	45770-03		* RIB - Elevator, main, B.L. 58	1	
-20	45785-02		* RIB - Elevator, leading edge, B.L. 68	1	
-21	45785-03		* RIB - Elevator, main, B.L. 68	1	
-22	46020-02		* RIB - Elevator, leading edge, B.L. 78	1	
-23	46020-03		* RIB - Elevator, main, B.L. 78	1	
-24	46019-02		* RIB - Elevator, leading edge, B.L. 90	1	
-25	46019-03		* RIB - Elevator, main, B.L. 90	1	
-26	45934-02		* RIB - Elevator, leading edge, B.L. 99.31	1	
-27	46011-00		* RIB ASSEMBLY - Elevator, main, B.L. 102	1	
-28	45934-03		* RIB - Elevator, leading edge, B.L. 103.81	1	
-29	51775-03		* RIB ASSEMBLY - Elevator tip, left, B.L. 115.1	1	
	51775-02		* RIB ASSEMBLY - Elevator tip, right, B.L. 115.1	1	
-29a	45998-05		** RIB - Elevator tip	1	
-30	45951-06	N	* SPAR ASSEMBLY - Elevator, Leading edge, B.L. 7.62 to B.L. 115.1	1	
	45951-11	O	* SPAR ASSEMBLY - Elevator, leading edge, B.L. 7.62 to B.L. 115.1	1	
-31	45956-04		* SPAR - Elevator stub, B.L. 6.5 to B.L. 38	1	
-32	46022-02		* CHANNEL - Elevator, trailing edge, outboard	1	
	46022-03		* CHANNEL - Elevator, trailing edge, inboard	1	
-33	45807-00	N	* CHANNEL ASSEMBLY - Elevator, B.L. 7.62 to B.L. 13	1	
	45807-03	O	* CHANNEL ASSEMBLY - Elevator, B.L. 7.62 to B.L. 13	1	
-34	45989-00		* CHANNEL - Elevator reinforcement, B.L. 7.62 to B.L. 13	1	
-35	40140-27		* SPLICE - Channel, elevator, trailing edge	1	
-36	54993-02		* HINGE ASSEMBLY - Elevator trim tab, inboard	1	
-37	44955-12		** HINGE ASSEMBLY - Elevator, inboard	1	

When ordering, always specify Part Number, Description, and Serial Number of Aircraft

PIPER PARTS CATALOG

Figure and Index Number	Part Number	Code	NOMENCLATURE	No. Req.	SERIAL NUMBERS AFFECTED
40-38	44963-00		* HINGE ASSEMBLY - Elevator, outboard	1	
-39	44961-00		* HINGE - Elevator, outboard	1	
-40	44962-00		* HINGE ASSEMBLY - Elevator, outboard	1	
-41	54989-02		* HINGE - Elevator trim tab, inboard	1	
	54988-02		* HINGE - Elevator trim tab, center	2	
	54990-02		* HINGE - Elevator trim tab, outboard	2	
-42	51618-02		* WEIGHT - Elevator tip	1	
-43	46384-04		* TIP - Elevator, left	1	
	46384-03		* TIP - Elevator, right	1	
-44	400 886		* BOLT - Elevator weight (AN23-34A) used if less than three balance plates are installed)	1	
	400 889		* BOLT - Elevator weight (AN23-38A) used if three balance plates are installed)	2	
	400 890		* BOLT - Elevator weight (AN23-40A) used if four balance plates are installed)	2	
	407 584		* WASHER - Elevator weight (AN960-10L)	2	
	404 887		* NUT - Elevator weight (MS20365-1032C)	2	
-45	400 438		* BOLT - Elevator hinge (AN3-4A)	4	
-46	414 748		* SCREW - Elevator tip (MS24693-S28)	10	
	494 071		* WASHER - Elevator tip (A3236-012-1)	10	
-47	51346-10		* TAB ASSEMBLY - Elevator, left	1	
	51346-09		* TAB ASSEMBLY - Elevator, right	1	
-48	51346-06		* * SKIN ASSEMBLY - Elevator tab, left	1	
	51346-07		* * SKIN ASSEMBLY - Elevator tab, right	1	
-49	45932-02		* * RIB - Elevator tab, leading edge, inboard	1	
-50	45932-03		* * RIB - Elevator tab, leading edge, center inboard	1	
-51	45932-04		* * RIB - Elevator tab, leading edge, center outboard	1	
-52	45932-05		* * RIB - Elevator tab, leading edge, outboard	1	
-53	51118-02		* * RIB - Elevator tab, main, B L 5 21	1	
-54	51118-04		* * RIB - Elevator tab, main, B L 13	1	
-55	45784-05		* * RIB - Elevator tab, main, B L 28 5	1	
-56	51118-05		* * RIB - Elevator tab, main, B L 37 13	1	
-57	51258-00		* * HORN ASSEMBLY - Elevator tab	1	
-58	45842-02		* * SPAR - Elevator tab, leading edge	1	
-59	47782-08		* * HINGE ASSEMBLY - Elevator tab, inboard	1	
-60	452 457		* * * BEARING - (LS-3)	1	
-61	51274-14		* * HINGE ASSEMBLY - Elevator tab, center, left	1	
	51274-15		* * HINGE ASSEMBLY - Elevator tab, center, right	1	
-62	452 457		* * * BEARING - (LS-3)	1	
-63	51274-13		* * HINGE ASSEMBLY - Elevator tab, outboard, left	1	
	51274-12		* * HINGE ASSEMBLY - Elevator tab, outboard, right	1	
-64	452 457		* * * BEARING - (LS-3)	1	
-65	51267-00		* COVER - Elevator trim access	1	
-66	51265-00		* PLATE ASSEMBLY - Access reinforcement, left	1	
	51265-01		* PLATE ASSEMBLY - Access reinforcement, right	1	
-67	46034-02		* COVER - Elevator hinge, inboard, left	1	
	46034-03		* COVER - Elevator hinge, inboard, right	1	
-68	46028-00		* COVER - Elevator hinge, outboard, left	1	
	46028-01		* COVER - Elevator hinge, outboard, right	1	
-69	49972-04		* STRAP ASSEMBLY - Lightning protection	3	
-70	400 440		* BOLT - (AN3-6A)	2	
	407 564		* WASHER - (AN960-10)	2	
	404 887		* NUT - (MS20365-1032C)	2	

When ordering, always specify Part Number, Description and Serial Number of Aircraft

PIPER PARTS CATALOG

Figure and Index Number	Part Number	Code	NOMENCLATURE	No. Req.	SERIAL NUMBERS AFFECTED
40-71	415 518		• SCREW - (MS35206-228)	9	
-72	54994-02		• HINGE ASSEMBLY - Elevator, outboard	1	
-73	401 289	A,C	• BOLT - (AN3-10A)	1	
	400 441	B	• BOLT - (AN-3-7A)	1	
	407 564		• WASHER - (AN960-10)	1	
	404 887		• NUT - (MS20365-1032C)	1	
-74	54992-02		• BRACKET - Balance weight attachment	1	
-75	51774-02		• STRAP - Elevator tip rib reinforcement	1	
-76	45998-06		• RIB ASSEMBLY - Elevator hinge reinforcement	1	
-77	49972-05		• STRAP ASSEMBLY - Lightning protection, inboard	1	
	49972-02		• STRAP ASSEMBLY - Lightning protection, outboard	1	
-77a	410 319		• SCREW - (MS27039C1-C8)	2	
	404 835		• NUT - (MS20364-1032C)	2	
-78	402 302		BOLT - Elevator hinge (AN174-17A)	2	
	407 585		WASHER - Elevator hinge (AN960-416L)	2	
	39994-05		BUSHING - Elevator hinge	2	
-79	51615-00		PLATE - Elevator balance weight	AR	

When ordering, always specify Part Number, Description and Serial Number of Aircraft

PIPER PARTS CATALOG

**PAGES 1J14 THRU 1L24
INTENTIONALLY LEFT BLANK**



**CHEYENNE
PARTS CATALOG**

CARD 2 OF 5

**PA-31T CHEYENNE
PA-31T CHEYENNE II
PA-31T1 CHEYENNE I
PA-31T1 CHEYENNE IA
PA-31T2 CHEYENNE II XL**

PIPER AIRCRAFT CORPORATION

PIPER PARTS CATALOG

AEROFICHE EXPLANATION AND REVISION STATUS

The Parts Catalog information incorporated in this set of Aerofiche cards has been arranged in accordance with the general specifications of Aerofiche adopted by the General Aircraft Manufacturer's Association.

Conversion of Aerofiche alpha/numeric code numbers:

First number is the Aerofiche card identifier.

Letter is the horizontal line reference per card.

Second number is the vertical line reference per card.

Example: 2J16 = Aerofiche card number two of given set, Grid location J16.

To aid in locating the various sections and related information desired, the following is provided:

A complete Catalog Table of Contents is given at Grid 1A8 of Aerofiche card number 1 of this set. Each additional card in this set will have a Table of Contents for all sections on that particular card. This table will start at Grid A3.

REVISIONS

The information compiled in this Aerofiche Parts Catalog will be kept current by revisions distributed periodically. These revisions will supersede all previous revisions and will be complete Aerofiche card replacements and shall supersede Aerofiche cards of the same number in the set.

Current revisions to this PA-31T, PA-31T1 and PA-31T2 Parts Catalog issued May 26, 1978 are as follows:

753 825 (PR780907).....	Dated September 1978
753 825 (PR790307).....	Dated March 1979
753 825 (PR790910).....	Dated September 1979
753 825 (PR800317).....	Dated March 1980
753 825 (PR800915).....	Dated September 1980
753 825 (PR810213).....	Dated February 1981
753 825 (PR810611).....	Dated June 1981
753 825 (PR810910).....	Dated September 1981
753 825 (PR820310).....	Dated March 1982
753 825 (PR821011).....	Dated October 1982
753 825 (PR830511).....	Dated May 1983
753 825 (PR831212).....	Dated December 1983
753 825 (PR840314).....	Dated March 1984
753 825 (IR971015).....	Dated October 15, 1997

NOTE: Refer to the last card of the Piper - Parts Price List - Aerofiche for a check list of current revision dates and card effectivities for this parts catalog

TABLE OF CONTENTS

FIGURE NUMBER	FIGURE TITLE	GRID NUMBER
---------------	--------------	-------------

**SECTION IV
LANDING GEAR GROUP**

41	Main Landing Gear Installation	2A6
42	Main Gear Strut Assembly	2A13
43	Main Wheel Assembly (Goodyear) (PA-31T and PA-31T1).....	2A17
43A	Main Wheel Assembly (Cleveland) (PA-31T and PA-31T1)	2A20
43B	Main Wheel Assembly (B F Goodrich) (PA-31T2).....	2B1
44	Main Wheel Brake Assembly (Goodyear) (PA-31T and PA-31T1).....	2B4
44A	Main Wheel Brake Assembly (Cleveland) (PA-31T and PA-31T1)	2B7
44B	Main Wheel Brake Assembly (B F Goodrich) (PA-31T2)	2B10
45	Nose Landing Gear Installation	2B13
46	Nose Gear Strut Assembly	2B19
47	Nose Wheel Assembly	2C1
48	Nose Gear Steering Installation.....	2C4
49	Brake System Installation	2C8
50	Dual Brake Installation	2C12
51	Master Cylinder and Parking Brake Valve	2C15
52	Landing Gear Selector Mechanism Installation.....	2C18
52A	Emergency Gear Extension System Installation (PA-31T2)	2D1
52B	Emergency Gear Extension System Components (PA-31T2)	2D6

**SECTION V
CABIN EQUIPMENT GROUP**

53	Cabin Interior Finishing Installation (PA-31T S/N 31T-7400002 to 31T-7620010 incl)	2D9
53A	Cabin Interior Finishing Installation (PA-31T S/N 31T-7620011 to 31T-7720069 incl)...	2D13
53B	Cabin Interior Finishing Installation (PA-31T S/N 31T-7820001 and up) (PA-31T1)	2D17
53C	Cabin Interior Finishing Installation (PA-31T2)	2E1
54	Interior Windows and Curtains Installation	2E5
55	Cabin Headliner Installation (PA-31T S/N 31T-7400002 to 31T-7620057 incl)..	2E9
55A	Cabin Headliner Installation (PA-31T S/N 31T-7720001 to 31T-7920052 inclusive, 31T-7920054 to 31T-7920094 incl) (PA-31T1 S/N 31T-7804001 to 31T-7904057 incl)	2E12
55B	Cabin Headliner Installation (PA-31T S/N 31T-7920053, 31T-8020001 and up) (PA-31T1 S/N 31T-8004001 to 31T-8304003 incl , 31T-1104004 and up) (PA-31T2)	2E15
56	Carpet Installation	2E18
57	Baggage Compartments Finishing Installation (PA-31T and PA-31T1)	2F1
57A	Baggage Compartment Finishing Installation (PA-31T2)	2F5
57B	Cabin Seats Arrangements	2F9
58	Crew Seats Installation	2F12
59	Passenger Seats Installation - Forward Facing	2G1
59A	Lateral Tracking Seats Installation (PA-31T1 and PA-31T2)	2G8
59B	Passenger Seats Installation - Spar Box, Forward Facing (PA-31T2)	2G14
60	Passenger Seats Installation - Aft Facing (PA-31T and PA-31T1)	2G18
60A	Passenger Seats Installation - Aft Facing (PA-31T2)	2H1
61	7th Seat Installation	2H5

TABLE OF CONTENTS

FIGURE NUMBER FIGURE TITLE GRID NUMBER

SECTION V (cont)
CABIN EQUIPMENT GROUP

62	8th Seat Installation (PA-31T and PA-31T2)	2H10
63	Toilet Seat Installation (Side Facing)	2H15
63A	Toilet Seat Installation (Forward Facing) (PA-31T S/N 31T-7820001 and up) (PA-31T1) (PA-31T2)	2H19
63B	Toilet Seat Installation (Side Facing Flush Toilet) (PA-31T2)	2I1
64	Forward Cabin Divider, Fire Extinguisher and Storage Cabinet Installation (PA-31T S/N 31T-7400002 to 31T-7620010 incl)	2I5
65	Forward Cabin Divider and Storage Cabinet Installation (PA-31T S/N 31T-7620011 and up) (PA-31T1)	2I8
65A	Forward Cabin Divider and Storage Cabinet Installation (PA-31T2)	2I12
66	Folding Table Installation	2I15
66A	Refreshment Cabinet Installation (PA-31T S/N 31T-7400002 and up) (PA-31T1 S/N 31T-7804001 to 31T-8104101 inclusive) (PA-31T2)	2I18
66B	Rear Refreshment Cabinet Installation (PA-31T1 S/N 31T-8304001 to 31T-8304003 inclusive, 31T-1104004 and up)	2I21
67	Rear Divider Panel and Beverage Dispenser Installation	2J1
67A	Rear Storage Divider Cabinet Installation (PA-31T2)	2J4

SECTION VI
INSTRUMENTS GROUP

68	Instrument Panel Installation (PA-31T S/N 31T-7400002 to 31T-7720069 incl)	2J7
68A	Instrument Panel Installation (PA-31T S/N 31T-7820001 and up)	2J11
68B	Instrument Panel Installation (PA-31T1)	2J17
68C	Instrument Panel Installation (PA-31T2)	2K1
69	Dual Instrument Panel Installation	2K6
70	Miscellaneous Air and Fluid Lines Installation	2K9
71	Dual Instrument Air System Installation	2K13
72	Static Air System Installation	2K16
72A	Pressure Driven Instrument Air Lines Installation (PA-31T S/N 31T-7920053, 31T-7920083 and up) (PA-31T1 S/N 31T-7904046 to 31T-8304003 inclusive, 31T-1104004 and up) (PA-31T2)	2K20

THIS PAGE INTENTIONALLY LEFT BLANK

PIPER PARTS CATALOG

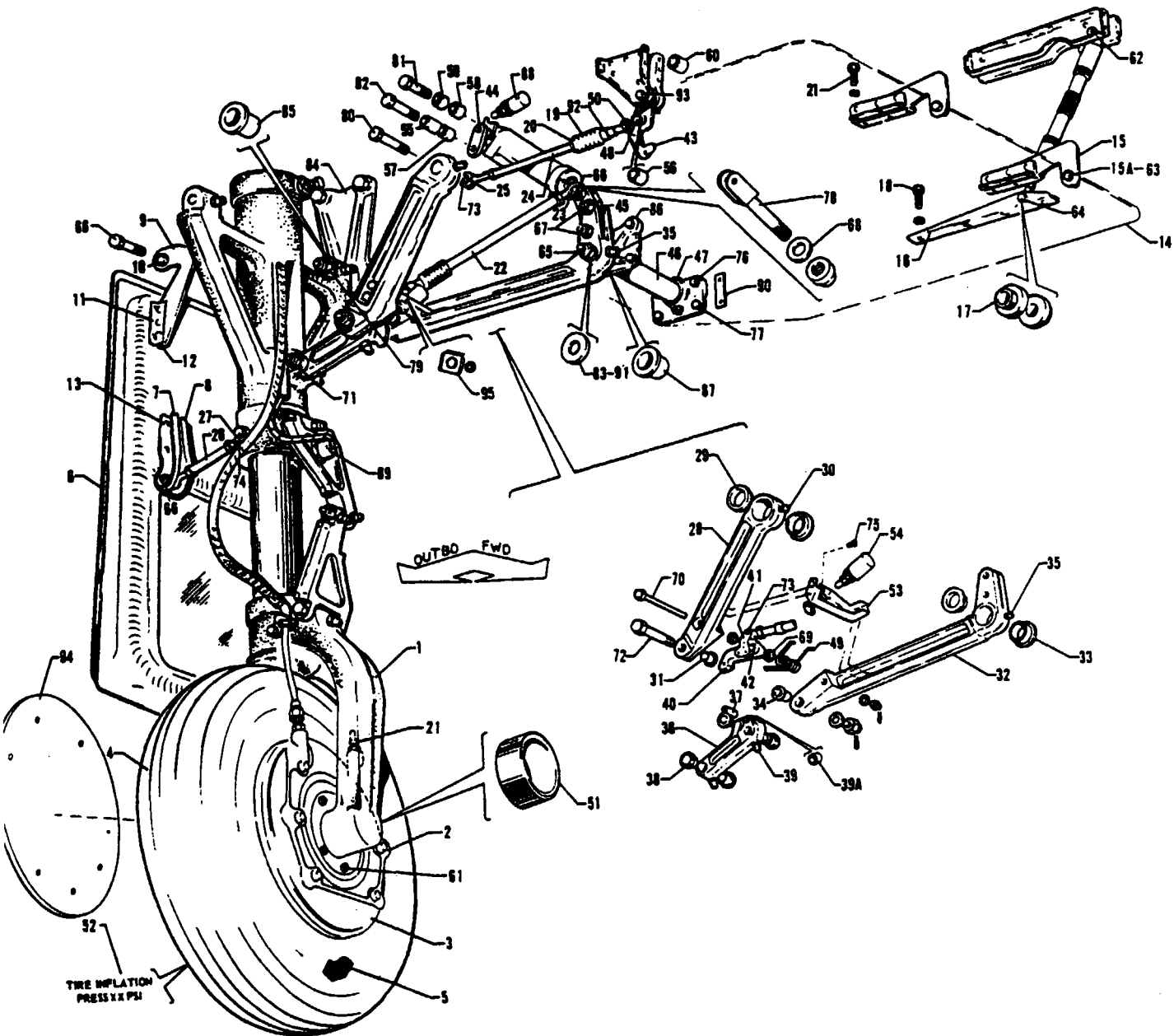


Figure 41. Main Landing Gear Installation

PIPER PARTS CATALOG

CODE EXPLANATIONS FOR FIGURE 41

- A - Used on PA-31T only.
- B - Used on PA-31T1 only.
- C - Used on PA-31T2 only
- D - Used on PA-31T with serial numbers 31T-7520029 and up, PA-31T1 with serial numbers 31T-7804001 to 31T-8104101 inclusive, and PA-31T2.
- E - Used on PA-31T with serial numbers 31T-7920001 and up, PA-31T1, and PA-31T2.
- F - Used if Goodyear wheels and brakes or B.F. Goodrich wheels and brakes are installed. See Figure 43A if Cleveland wheels and brakes are installed.
- G - Used if Goodyear wheels and brakes are installed
- H - Used if Cleveland wheels and brakes are installed.
- J - Used if B.F. Goodrich wheels and brakes are installed.
- K - See Figure 42 for component parts.
- L - See Figure 44 for component parts.
- M - See Figure 43 for component parts.
- N - See Figure 44A for component parts.
- O - See Figure 43A for component parts.
- P - See Figure 44B for component parts.
- Q - See Figure 43B for component parts.
- R - Used on PA-31T with serial numbers 31T-7400002 to 31T-8120069 inclusive, PA-31T1 with serial numbers 31T-7804001 to 31T-8104071 inclusive, 31T-8304001 to 31T-8304003 inclusive, 31T-1104004 and up, and PA-31T2 with serial numbers 31T-8166001 to 31T-8166053 inclusive. Order part for Code "S" serial numbers if Main Landing Gear Lock Rod Replacement Kit 764 127 has been installed per Service Letter No 921.
- S - Used on PA-31T with serial numbers 31T-8120070 and up, PA-31T1 with serial numbers 31T-8104072 to 31T-8304003 inclusive, 31T-1104004 and up, and PA-31T2 with serial numbers 31T-8166054 to 31T-8166076 inclusive, 31T-1166001 and up. Also used on Code "R" serial numbers if Main Landing Gear Lock Rod Replacement Kit 764 127 has been installed per Service Letter No 921.
- T - Used on PA-31T with serial numbers 31T-7400002 and up, PA-31T1 with serial numbers 31T-7804001 to 31T-8104101 inclusive, and PA-31T2.
- U - Used on PA 31T with serial numbers 31T-7400002 and up, PA-31T1 with serial numbers 31T-7804001 to 31T-8104101 inclusive
- V - Used on PA-31T1 with serial numbers 31T-8304001 to 31T-8304003 inclusive, 31T-1104004 and up.
- W - Used on PA-31T with serial numbers 31T-7400002 thru 31T-8120104, PA-31T1 with serial numbers 31T-7804001 thru 31T-8104101, and PA-31T2 with serial numbers 31T-8166001 thru 31T-1166008 if Lock Actuator Rod Replacement Kit 764-958L has been installed per Service Letter No. 755C. See latest revision of Service Bulletin No 860. Piper considers compliance mandatory.

PIPER PARTS CATALOG

Figure and Index Number	Part Number	Code	NOMENCLATURE	No. Req.	SERIAL NUMBERS AFFECTED
41-	45519 29440	A,B C	DRAWING - Main Landing Gear Installation DRAWING - Main Landing Gear Installation		
-1	45504-08 45504-22 45504-09 45504-23	A,B,K C,K A,B,K C,K	STRUT ASSEMBLY - Main landing gear, left STRUT ASSEMBLY - Main landing gear, left STRUT ASSEMBLY - Main landing gear, right STRUT ASSEMBLY - Main landing gear, right	1 1 1 1	
-2	551 720 551 729 551 740	A,B,L A,B,N C,P	BRAKE ASSEMBLY - Main landing gear (5002376) (Goodyear) BRAKE ASSEMBLY - Main landing gear (30-106) (Cleveland) BRAKE ASSEMBLY - Main landing gear (2-1435-2) (B F. Goodrich)	2 2 2	
-3	551 761 551 775 651 001 551 789 551 794 451 732 761 977 761 998 762 036 551 602	A,B,M O,U O,V C,Q C,Q	WHEEL ASSEMBLY - Main landing gear (9544171-1) (Goodyear) WHEEL ASSEMBLY - Main landing gear (40-106) (Cleveland) WHEEL ASSEMBLY - Main landing gear (40-106A) (Cleveland) WHEEL ASSEMBLY - Main landing gear (3-1392) tubeless (B.F. Goodrich) WHEEL ASSEMBLY - Main landing gear (3-1424) (B F. Goodrich)	2 2 2 2 2	
-4	761 998 762 036 551 602		TIRE - (6.50 x 10,10 ply) Type III McCreary, tube type TIRE - (6.50 x 10,10 ply) B F Goodrich, tube type TIRE - (6.50 x 10,10 ply) McCreary Airhawk, tube type TIRE - (6.50 x 10,10 ply) Goodyear Flight Custom II, tube type TIRE - (6.50 x 10,10 ply) B.F. Goodrich, tubeless type	2 2 2 2 2	
-5	451 738		TUBE - (6.50 x 10, Reg.)	2	
-6	42059-06 54528-10 54528-19 02465-02	A D V V	DOOR ASSEMBLY - Main landing gear, outboard DOOR ASSEMBLY - Main landing gear, outboard DOOR ASSEMBLY - Main landing gear, outboard, right DOOR ASSEMBLY - Main landing gear, outboard, left	2 2 1 1	31T-7400002 to 31T-7520028 incl
-7	42025-00		* BRACKET ASSEMBLY - Gear door actuator, rear	2	
-8	42025-01		* BRACKET ASSEMBLY - Gear door actuator, forward	2	
-9	42059-07		* HINGE ASSEMBLY - Door, main gear, outboard	2	
-10	25704-00		** BEARING - Hinge assembly	1	
-11	46121-02		** ANGLE - Hinge attachment, rear	2	
-12	46121-03		** ANGLE - Hinge attachment, forward	2	
-13	400 438		* BOLT - (AN3-4A)	16	
-14	47529-30 47529-31 47529-32	T T T	DOOR ASSEMBLY - Main landing gear, inboard, left DOOR ASSEMBLY - Main landing gear, inboard, right HINGE ASSEMBLY - Door, main landing gear, inboard	1 1 2	
-15	25704-00		** BEARING - Door hinge, main landing gear	1	
-16	43711-00		* BRACKET ASSEMBLY - Main gear door, inboard	1	
-17	20737-37		** BUSHING - Main gear door bracket assembly	1	
-18	401 266 407 564		* BOLT - (AN3-5A) * WASHER - (AN960-10)	16 16	
-19	453 206	T	DUST BOOT - (OMN-401-4-13-2)	4	
-20	454 924		CLAMP - (A3122-10-1)	4	
-21	753 850		CAP - Bleeder fitting (183-1)	2	
-22	41949-02 72682-10	T V	ROD ASSEMBLY - Landing gear lock, main CABLE ASSEMBLY - Landing gear lock, main	2 2	
-23	452 383 74087-02	T V	* BEARING - (24166-00) * BEARING	2 2	
-24	41949-03 72682-12	T V	ROD ASSEMBLY - Landing gear lock, main CABLE ASSEMBLY - Landing gear lock, main	2 2	
-25	452 383 74087-02	T T	* BEARING - (24166-00) * BEARING	2 2	

When ordering, always specify Part Number, Description, and Serial Number of Aircraft

PIPER PARTS CATALOG

Figure and Index Number	Part Number	Code	NOMENCLATURE	No. Req.	SERIAL NUMBERS AFFECTED
41-26	41297-00		ROD ASSEMBLY - Main landing gear, outboard door	4	
-27	452 441		* BEARING (M44-14)	2	
-28	40280-00	A,B	LINK ASSEMBLY - Main gear side, aft, left	1	
	29507-03	C	LINK ASSEMBLY - Main gear side, aft, left	1	
	40280-01	A,B	LINK ASSEMBLY - Main gear side, aft, right	1	
	29507-02	C	LINK ASSEMBLY - Main gear side, aft, right	1	
-29	753 468	A,B	* BUSHING - (NAS77-8-38)	2	
	553 830	C	* BUSHING - (NAS77-9-38)	2	
-30	460 823		* FITTING - Lubrication (MS15001-1)	1	
-31	753 469	A,B	* BUSHING - (NAS77-8-72)	1	
	453 861	C	* BUSHING - (NAS77-9-72)	1	
-32	40279-08	A,B	LINK ASSEMBLY - Main gear side, forward, left	1	
	40279-16	C	LINK ASSEMBLY - Main gear side, forward, left	1	
	40279-09	A,B	LINK ASSEMBLY - Main gear side, forward, right	1	
	40279-17	C	LINK ASSEMBLY - Main gear side, forward, right	1	
-33	753 470		* BUSHING - (NAS77-18-50)	2	
-34	753 469	A,B	* BUSHING - (NAS77-8-72)	1	
	453 861	C	* BUSHING - (NAS77-9-72)	1	
-35	460 823		* FITTING - Lubricating (MS15001-1)	1	
-36	40284-04	A,B	LINK ASSEMBLY - Landing gear side brace, lower	1	
	57040-02	C	LINK ASSEMBLY - Landing gear side brace, lower	1	
-37	40376-00	A,B	* PIN - Main landing gear lock	1	
	57040-04	C	* PIN - Main landing gear lock	1	
-38	453 777	A,B	* BUSHING - (NAS77-8-44)	4	
-39	460 691		* FITTING - Lubricating (AN944-101)	2	
-39a	49999-45	A,B	* BUSHING	1	
-40	51510-00		HOOK ASSEMBLY - Main landing gear downlock, left	1	
	51510-01		HOOK ASSEMBLY - Main landing gear downlock, right	1	
-41	41982-03		* CLIP - Main gear downlock hook, forward	1	
	41982-02		* CLIP - Main gear downlock hook, aft	1	
-42	42129-13		* BUSHING - Main landing gear	2	
-43	41797-03	T	HOOK ASSEMBLY - Landing gear uplock, main	2	
	02183-02	V	HOOK ASSEMBLY - Landing gear uplock, main	2	
-44	42041-00		CRANK ASSEMBLY - Main gear uplock	2	
-45	42042-00	R	ARM - Main gear retraction, hydraulic actuator attachment, forward	2	
	42042-02	S	ARM - Main gear retraction, hydraulic cylinder attachment, forward	2	
	29505-02	C	ARM - Main gear retraction, emergency gear extension actuator attachment, aft	2	
-46	43286-02		SHAFT ASSEMBLY - Main landing gear brace pivot	2	
-47	400 012		* BOLT - (AN4-17A)	1	
	407 565		* WASHER (AN960-416)	1	
	404 888		* NUT (MS20365-428C)	1	
-48	400 008	A,B	BOLT - (AN4-13A)	2	
	401 318	C	BOLT - (AN4-20A)	2	
	407 565	A,B	WASHER - (AN960-416)	2	
	407 565	C	WASHER - (AN960-416)	4	
	404 888		NUT - (MS20365-428C)	2	
-49	41952-00	A,B	SPRING - Main landing gear downlock	2	
	81982-02	C	SPRING - Main landing gear downlock	2	
-50	41979-00		SPRING - Landing gear uplock	2	
-51	40337-02	F	SPACER - Landing gear wheel bearing	2	
-52	41398-06	A,B	PLACARD - Tire inflation, main (581 630)	2	
	41398-12	C	PLACARD - Tire inflation, main (583 675)	2	
-53	41985-00		BRACKET - Downlock switch, left	2	
	41985-01		BRACKET - Downlock switch, right	2	
-54	47936-02		SWITCH ASSEMBLY - Gear down, left	1	
	47936-03		SWITCH ASSEMBLY - Gear down, right	1	

When ordering, always specify Part Number, Description, and Serial Number of Aircraft

PIPER PARTS CATALOG

Figure and Index Number	Part Number	Code	NOMENCLATURE	No. Req.	SERIAL NUMBERS AFFECTED
41-55	42129-06		BUSHING - Main landing gear	2	
-56	42129-07	A,B	BUSHING - Main landing gear	2	
	42129-07	C	BUSHING - Main landing gear	4	
-57	42129-08		BUSHING - Main landing gear	2	
-58	42129-09		BUSHING - Main landing gear	2	
-59	42129-10		BUSHING - Main landing gear	2	
-60	42129-04		BUSHING - Main landing gear	2	
-61	402 779	G	BOLT - (NAS1306-7)	12	
	402 818	H	BOLT - (NAS1305-8)	12	
	402 789	A,B,J	BOLT - (NAS1305-11)	12	
	402 785	C,J	BOLT - (NAS1306-10)	12	
	407 586	G	WASHER - (AN960-516)	12	
	407 586	A,B,H,J	WASHER - (AN960-516L)	12	
	407 587	C,J	WASHER - (AN980-616)	AR	
	407 587	C,J	WASHER - (AN960-616L)	12	
	404 889	A,B	NUT - (MS20365-524C)	12	
	404 909	C	NUT - (MS20365-624C)	12	
-62	401 270	T	BOLT - (AN3-11A)	2	
	407 564	T	WASHER - (AN960-10)	2	
	404 887	T	NUT - (MS20365-1032C)	2	
-63	400 008	T	BOLT - (AN4-13A)	4	
	407 565	T	WASHER - (AN960-416)	4	
	404 888	T	NUT - (MS20365-428C)	4	
-64	400 444	T	BOLT - (AN3-13A)	2	
	407 564	T	WASHER - (AN960-10)	2	
	404 887	T	NUT - (MS20365-1032C)	2	
-65	404 103		NUT - (AN310-6)	2	
	407 567		WASHER - (AN960-616)	2	
	424 060		COTTER PIN - (MS24665-285)	2	
-66	401 311		BOLT - (AN4-11A)	10	
	407 565		WASHER - (AN960-416)	10	
	404 888		NUT - (MS20365-428C)	10	
-67	400 210		BOLT - (AN6-15)	4	
	407 567		WASHER - (AN960-616)	8	
	404 103		NUT - (AN310-6)	4	
	424 060		COTTER PIN - (MS24665-285)	4	
-68	407 565	R	WASHER - (AN960-416)	2	
	407 566	S	WASHER - (AN960-516)	4	
	404 888	R	NUT - (MS20365-428C)	2	
	404 889	S	NUT - (MS20365-524C)	2	
-69	407 566		WASHER - (AN960-516)	4	
-70	400 188	A,B	BOLT - (AN5-46)	2	
	402 819	C	BOLT - (NAS1305-68D)	2	
	407 566		WASHER - (AN960-516)	2	
	404 102		NUT - (AN310-5)	2	
	424 052		COTTER PIN - (MS24665-134)	2	
-71	402 796	A,B	BOLT - (NAS1308-34D)	2	
	402 805	C	BOLT - (NAS1309-34D)	2	
	407 569	A,B	WASHER - (AN960-616)	2	
	407 570	C	WASHER - (AN960-916)	2	
	404 105	A,B	NUT - (AN310-8)	2	
	404 106	C	NUT - (AN310-9)	2	
	424 060	A,B	COTTER PIN - (MS24665-285)	2	
	424 068	C	COTTER PIN - (MS24665-355)	2	

When ordering, always specify Part Number, Description and Serial Number of Aircraft

PIPER PARTS CATALOG

Figure and Index Number	Part Number	Code	NOMENCLATURE	No. Req.	SERIAL NUMBERS AFFECTED
41-72	402 798	A,B	BOLT - (NAS1308-44D)	2	
	402 807	C	BOLT - (NAS1309-44D)	2	
	407 569	A,B	WASHER - (AN960-816)	2	
	407 570	C	WASHER - (AN960-916)	2	
	404 105	A,B	NUT - (AN310-8)	2	
	404 106	C	NUT - (AN310-9)	2	
	424 060	A,B	COTTER PIN - (MS24665-285)	2	
	424 068	C	COTTER PIN - (MS24665-355)	2	
-73	401 310		BOLT - (AN4-10A)	4	
	407 565		WASHER - (AN960-416)	4	
	404 888		NUT - (MS20365-428C)	4	
-74	43972-00		BOLT	4	
	407 565		WASHER - (AN960-416)	4	
-75	415 535		SCREW - (MS35206-245)	4	
	407 563		WASHER - (AN960-8)	4	
-76	404 910		NUT - (MS20365-832C)	4	
	400 003		BOLT - (AN4-6A)	4	
	407 565		WASHER - (AN960-416)	4	
-77	401 310		BOLT - (AN4-10A)	4	
	407 565		WASHER - (AN960-416)	4	
	41789-00	R	FORK - Main gear lock rod attachment	2	
-78	41789-02	S	FORK - Main gear lock rod attachment	2	
	402 811		BOLT - (NAS1310-48D)	4	
-79	407 571		WASHER - (AN960-1016)	AR	
	404 107		NUT - (AN310-10)	4	
	424 068		COTTER PIN - (MS24665-355)	4	
	402 801	A,B	BOLT - (NAS1308-38D)	2	
	402 807	C	BOLT - (NAS1309-44D)	2	
-80	407 569	A,B	WASHER - (AN960-816)	2	
	407 570	C	WASHER - (AN960-916)	2	
	404 105	A,B	NUT - (AN310-8)	2	
	404 106	C	NUT - (AN310-9)	2	
	424 060	A,B	COTTER PIN - (MS24665-285)	2	
	424 068	C	COTTER PIN - (MS24665-355)	2	
	401 195		BOLT - (AN5-17A)	2	
	40659-34		WASHER	4	
	404 889		NUT - (MS20365-524C)	2	
	401 404		BOLT - (AN6-24A)	2	
-82	407 567		WASHER - (AN960-616)	2	
	404 890		NUT - (MS20365-624C)	2	
	85012-105		WASHER - Main gear link assembly	2	
-84	40288-00		TRUNNION ASSEMBLY - Landing gear, aft	2	
	40290-00		TRUNNION ASSEMBLY - Landing gear, forward	2	
-85	453 768		* BUSHING - Trunnion (NAS77-10-94)	1	
-86	40294-04	A,B	FITTING ASSEMBLY - Main gear side brace, aft	2	
	40294-06	C	FITTING ASSEMBLY - Main gear side brace, aft	2	
	40309-04		FITTING ASSEMBLY - Main gear side brace, forward	2	
-87	453 770	A,B	* BUSHING - Fitting assembly (NAS77-8-84), aft	1	
	553 613	C	* BUSHING - Fitting assembly (NAS77-9-84), aft	1	
	453 778		* BUSHING - Fitting assembly (NAS77-18-88), forward	1	
-88	47938-02		SWITCH ASSEMBLY - Gear up, left	1	
	47938-03		SWITCH ASSEMBLY - Gear up, right	1	
-89	47940-05	A	SWITCH ASSEMBLY - Gear safety, left	1	31T-7400002 to 31T-7820092 incl.
	29549-02	E	SWITCH ASSEMBLY - Gear safety, left	1	
	29549-02		SWITCH ASSEMBLY - Gear safety, right	1	

When ordering, always specify Part Number, Description and Serial Number of Aircraft

PIPER PARTS CATALOG

Figure and Index Number	Part Number	Code	NOMENCLATURE	No. Req.	SERIAL NUMBERS AFFECTED
41-90	43300-02		SHIM - Landing gear pivot shaft (.040)	AR	
	43300-03		SHIM - Landing gear pivot shaft (.032)	AR	
	43300-04		SHIM - Landing gear pivot shaft (.025)	AR	
	43300-05		SHIM - Landing gear pivot shaft (.020)	AR	
	43300-06		SHIM - Landing gear pivot shaft (.012)	AR	
-91	80122-129		WASHER - (.020)	AR	
	80122-130		WASHER - (.032)	AR	
	80122-131		WASHER - (.042)	AR	
-92	488 870		TIE - Cable (TY 25M TY Rap)	2	
-93	400 008		BOLT - (AN4-13A)	2	
	407 565		WASHER - (AN960-416)	2	
	404 888		NUT - (MS20365-428C)	2	
-94	02164-02	V	COVER - Wheel	2	
-95	73344-04	W	STOP - Anti-rotation, left	1	
	73344-05	W	STOP - Anti-rotation, right	1	
	407 565	W	WASHER - (AN960-416)	1	

When ordering, always specify Part Number, Description, and Serial Number of Aircraft

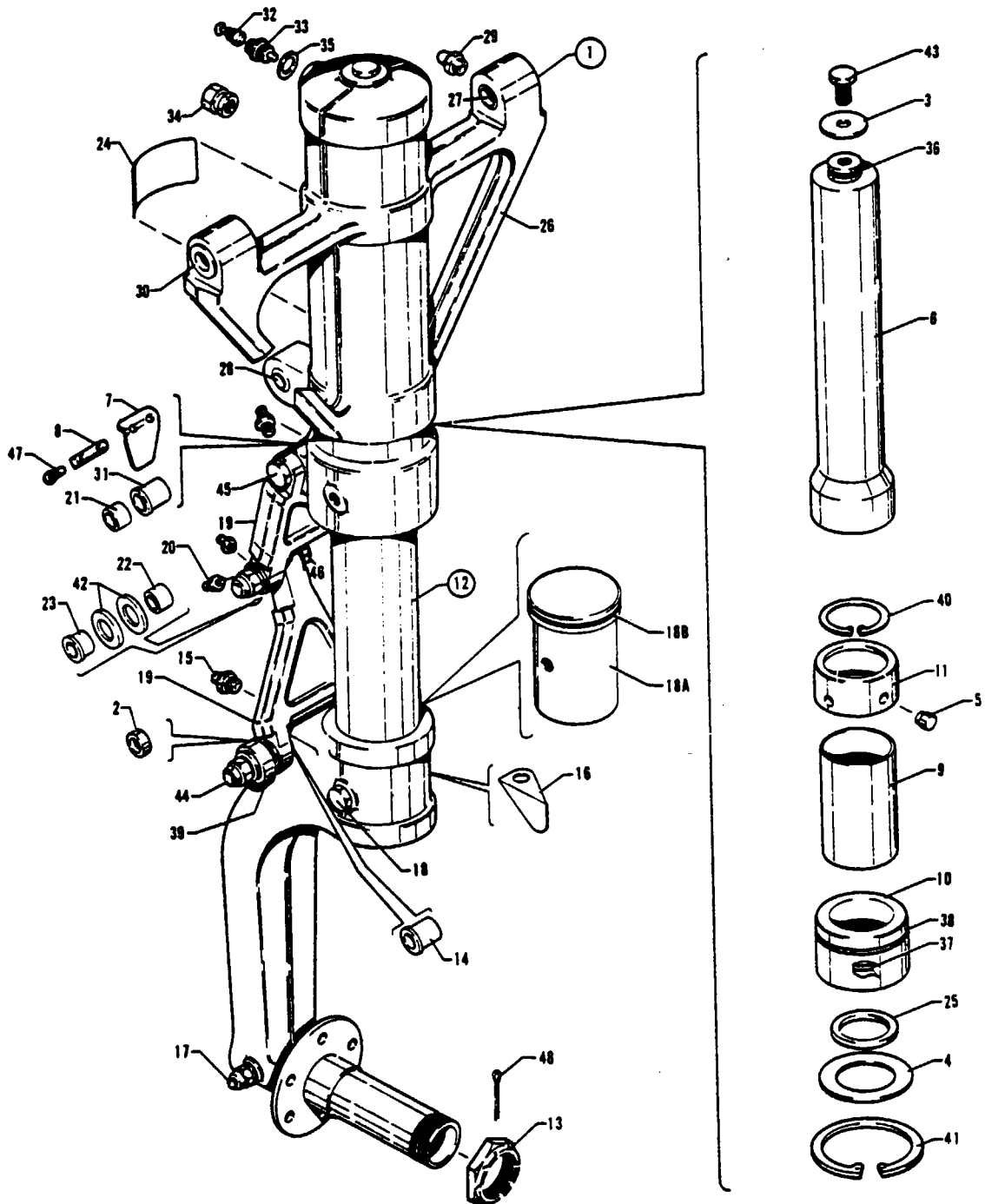


Figure 42 Main Gear Strut Assembly

PIPER PARTS CATALOG

CODE EXPLANATIONS FOR FIGURE 42

- A - Used on PA-31T only.
- B - Used on PA-31T1 only
- C - Used on PA-31T2 only.
- D - Sold by the foot length
- E - Used on PA-31T with serial numbers 31T-7620030 and up, PA-31T1, and PA-31T2.
- F - Used on PA-31T with serial numbers 31T-7400002 to 31T-8020007 inclusive, and on PA-31T1 with serial numbers 31T-7804001 to 31T-8040007 inclusive. Order part for Code "G" serial numbers if Left Main Gear Torque Links and Deflector Replacement Kit 764 014 has been installed per Service Letter No 896.
- G - Used on PA-31T with serial numbers 31T-8020008 and up, PA-31T1 with serial numbers 31T-8040008 to 31T-8304003 inclusive, 31T-1104004 and up, and PA-31T2. Also used on Code "F" serial numbers if Left Main Gear Torque Links and Deflector Replacement Kit 764 014 has been installed per Service Letter No. 896.
- H - When ordering, ascertain if bushing is notched or un-notched on the end and O.D.
- J - When ordering, ascertain if bearing is notched or un-notched on the end and O.D.
- K - Used on PA-31T with serial numbers 31T-7400002 to 31T-8120050 inclusive, PA-31T1 with serial numbers 31T-7804001 to 31T-8104055 inclusive, and PA-31T2 with serial numbers 31T-8166001 to 31T-8166013 inclusive.
- L - Used on PA-31T with serial numbers 31T-8120051 and up, PA-31T1 with serial numbers 31T-8104056 to 31T-8304003 inclusive, 31T-1104004 and up, and PA-31T2 with serial numbers 31T-8166014 to 31T-8166076 inclusive, 31T-1166001 and up.
- M - Refer to latest revision of Piper Service Bulletin No. 889. Piper considers compliance mandatory.

PIPER PARTS CATALOG

Figure and Index Number	Part Number	Code	NOMENCLATURE	No. Req.	SERIAL NUMBERS AFFECTED
42-1	45504-08	A,B	STRUT ASSEMBLY - Main gear, left	1	
	45504-22	C	STRUT ASSEMBLY - Main gear, left	1	
	45504-09	A,B	STRUT ASSEMBLY - Main gear, right	1	
	45504-23	C	STRUT ASSEMBLY - Main gear, right	1	
-2	41413-79	M	* BUSHING - Main gear, retraction bearing spacer	1	
-3	19513-95		* WASHER - Orifice tube bolt	1	
-4	19513-96		* WASHER - Wiper strip retainer	1	
-5	01821-07		* PIN - Main gear bearing retainer (standard)	4	
	01821-09		* PIN - Main gear bearing retainer (oversize)	4	
-6	44933-05	A,B	* TUBE ASSEMBLY - Main gear orifice	1	
	29671-02	C	* TUBE ASSEMBLY - Main gear orifice	1	
-7	40242-00	F	* DEFLECTOR - Anti-retraction switch, left	1	
	40242-03	G	* DEFLECTOR - Anti-retraction switch, left	1	
	40242-01	A	* DEFLECTOR - Anti-retraction switch, right	1	31T-7400002 to 31T-7620029 incl
	40242-02	E	* DEFLECTOR - Anti-retraction switch, right	1	
-8	40243-00		* PLATE - Anti-retraction switch attachment	1	
-9	40244-00		* TUBE - Main gear spacer	1	
-10	40246-00		* BEARING - Main gear, bottom	1	
-11	40247-00		* BEARING - Main gear, top	1	
-12	45504-10	A,B	* FORK ASSEMBLY - Main gear, left (includes piston tube, fork and axle)	1	
	45504-20	C	* FORK ASSEMBLY - Main gear, left (includes piston tube, fork and axle)	1	
	45504-11	A,B	* FORK ASSEMBLY - Main gear, right (includes piston tube, fork and axle)	1	
	45504-21	C	* FORK ASSEMBLY - Main gear, right (includes piston tube, fork and axle)	1	
-13	45334-00		** NUT - Axle	1	
-14	43256-02	H	** BUSHING - Main gear fork (.5140 O.D.), notched	2	
	20737-40	H	** BUSHING - Main gear fork (5015 O.D), un-notched	2	
-15	460 823		** FITTING - Lubrication (MS15001-1)	1	
-16	41219-00		** BRACKET - Main gear brake line, left	1	
	41219-01		** BRACKET - Main gear brake line, right	1	
-17	401 410		** BOLT - Axle attachment (AN6-31A)	1	
	407 567		** WASHER - Axle attachment (AN960-616)	1	
	404 890		** NUT - Axle attachment (MS20365-624C)	1	
-18	401 420		** BOLT - Fork attachment (AN6-40A)	1	
	404 890		** NUT - Fork attachment (MS20365-624C)	1	
-18a	45332-02	A,B	** PLUG - Main gear piston tube	1	
	45332-04	C	** PLUG - Main gear piston tube	1	
-18b	484 797	A,B	** "O" RING - (MS28775-227)	1	
	580 800	C	** "O" RING - (MS28775-138)	1	
-19	40257-00	F	* LINK ASSEMBLY - Main gear torque, upper left	1	
	40257-03	G	* LINK ASSEMBLY - Main gear torque, upper, left	1	
	40257-00	A	* LINK ASSEMBLY - Main gear torque, upper, right	1	31T-7400002 to 31T-7620029 incl
	40257-03	E	* LINK ASSEMBLY - Main gear torque, upper, right	1	
	40257-00		* LINK ASSEMBLY - Main gear torque, lower	1	
-20	460 691		** FITTING - Lubrication (AN944-101)	1	
-21	453 786		** BUSHING - Main gear link (NAS75-6-011)	2	
-22	453 809		** BUSHING - Main gear link (NAS75-7-011)	1	
-23	453 775		** BUSHING - Main gear link (NAS77-7-35)	1	
-24	40292-04		* PLACARD - Oleo service instructions	1	
-25	494 722		* WIPER - (4550A-02750-4)	1	
-26	40327-00	A,B	* HOUSING ASSEMBLY - Main gear	1	
	40327-05	C	* HOUSING ASSEMBLY - Main gear	1	

When ordering, always specify Part Number, Description, and Serial Number of Aircraft

PIPER PARTS CATALOG

Figure and Index Number	Part Number	Code	NOMENCLATURE	No. Req.	SERIAL NUMBERS AFFECTED
42-27	43256-05	J	* * BUSHING - Main gear housing (.7628 O D), notched	AR	
	61402-99	J	* * BUSHING - Main gear housing (.7518 O D.), un-notched	2	
-28	43256-03	A,B,J	* * BUSHING - Main gear housing (.6378 O D), notched	AR	
	61402-98	A,B,J	* * BUSHING - Main gear housing (.6268 O.D), un-notched	2	
	29999-28	C	* * BUSHING - Main gear housing (.6268 O.D), un-notched	2	
-29	460 691		* * FITTING - Lubrication (AN944-101)	3	
-30	43256-04	J	* * BUSHING - Main gear housing (.7628 O D), notched	AR	
	20737-23	J	* * BUSHING - Main gear housing (.7518 O D.), un-notched	2	
-31	43256-02	J	* * BUSHING - Main gear housing (.5140 O D.), notched	AR	
	20737-40	J	* * BUSHING - Main gear housing (.5015 O.D.), un-notched	2	
-32	455 124		* CORE - Air valve (AN809-1)	1	
-33	453 124		* BODY - Air valve (AN812-1)	1	
-34	454 053		* CAP - Air valve (AN813-1B)	1	
-35	751 834		* GASKET - Air valve (AN901-5A)	1	
-36	752 713		* PACKING - "O" Ring (AN6227-15)	1	
-37	485 036		* RING - (7335FR-180-T)	1	
-38	462 051	K	* GASKET - "O" Ring (AN6230-14)	1	
	485 035	L	* RING - (723B6MR-987-T)	1	
-39	452 429		* BEARING - Main gear (8NBF817YJ)	1	
-40	484 833	A,B	* RING - Retaining (5000-206)	1	
	484 870	C	* RING - Retaining (MS16625-3200)	1	
-41	484 762		* RING - Retaining (5000-350)	1	
-42	407 568		* WASHER - (AN960-716)	1	
	407 591		* WASHER - (AN960-716L)	AR	
-43	401 388		* BOLT - Orifice tube (AN6H-5A)	1	
-44	402 377		* BOLT - Torque link, lower (AN176-51)	1	
	407 567		* WASHER - Torque link, lower (AN960-616)	3	
	404 103		* NUT - Torque link, lower (AN310-6)	1	
	424 059		* PIN - Torque link, lower (AN380-3-3)	1	
-45	402 370		* BOLT - Torque link, upper (AN176-42)	1	
	407 567		* WASHER - Torque link, upper (AN960-616)	1	
	404 103		* NUT - Torque link, upper (AN310-6)	1	
	424 059		* PIN - Torque link, upper (AN380-3-3)	1	
-46	400 263		* BOLT - Torque link, center (AN7-22)	1	
	407 591		* WASHER - Torque link, center (AN960-716L)	1	
	404 104		* NUT - Torque link, center (AN310-7)	1	
	424 059		* PIN - Torque link, center (AN380-3-3)	1	
-47	416 098		* SCREW - Switch mounting plate (AN500-A8-8)	2	
-48	424 071		PIN - Cotter (MS24665-360)	2	

When ordering, always specify Part Number, Description and Serial Number of Aircraft

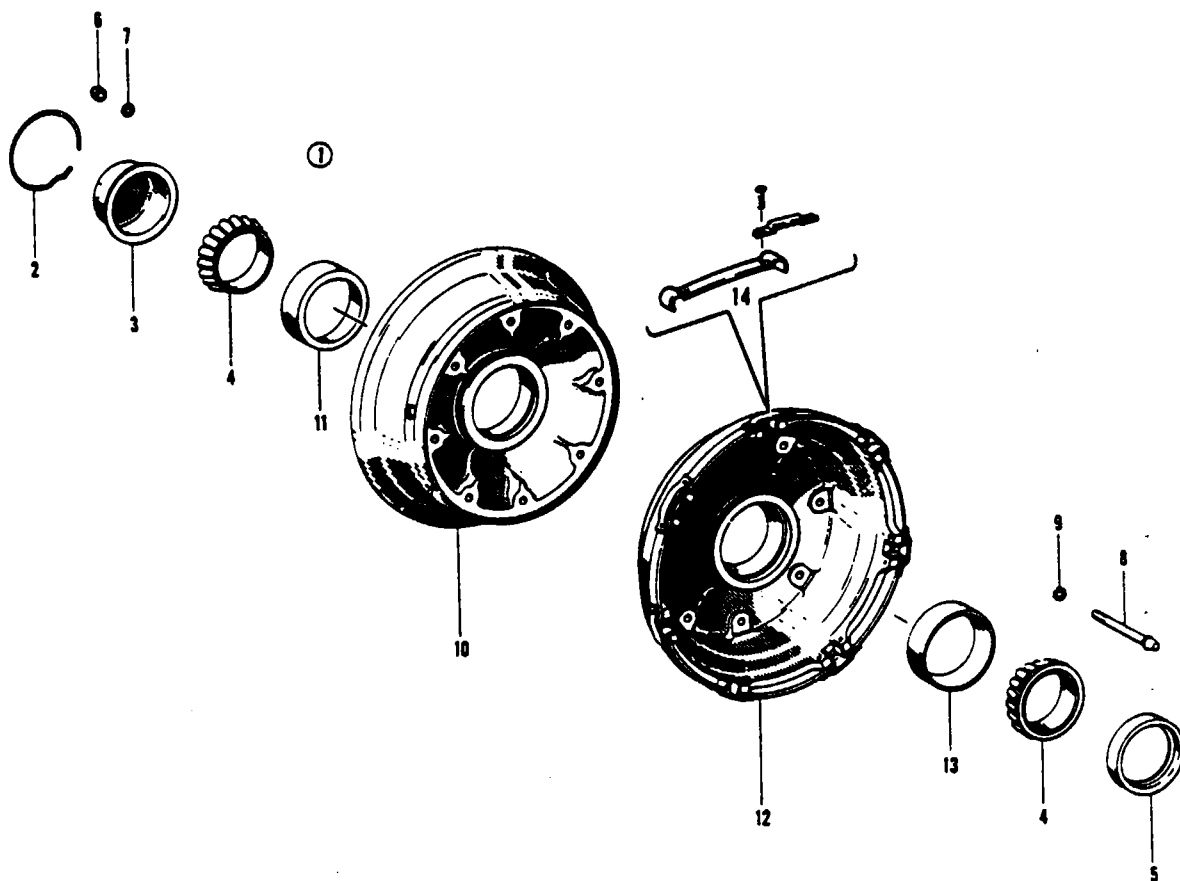


Figure 43. Main Wheel Assembly (Goodyear)

PIPER PARTS CATALOG

CODE EXPLANATIONS FOR FIGURE 43

PIPER PARTS CATALOG

Figure and Index Number	Part Number	Code	NOMENCLATURE	No Req	SERIAL NUMBERS AFFECTED
43-1	551 761		MAIN WHEEL ASSEMBLY - (9544171-1) Goodyear	2	
-2	756 031		* RING - Retaining	1	
-3	757 894		* CAP - Hub	1	
-4	757 895		* CONE - Bearing	2	
-5	757 617		* SEAL - Inboard bearing	1	
-6	752 538		* NUT - Self-locking	8	
-7	756 628		* WASHER - Plain (MS20002-5)	8	
-8	758 158		* BOLT - Internal wrenching (MS20005-25)	8	
-9	756 629		* WASHER - Countersunk (MS20002C5)	8	
-10	756 630		* WHEEL SUB-ASSEMBLY - Outer half	1	
-11	757 896		* * CUP - Bearing	1	
-12	756 631		* WHEEL SUB-ASSEMBLY - Inner half	1	
-13	757 896		* * CUP - Bearing	1	
-14	760 715		* * KIT - Wheel slot shield, liner keyway and rivet package (package contains amount required for one wheel)	1	

When ordering, always specify Part Number, Description and Serial Number of Aircraft

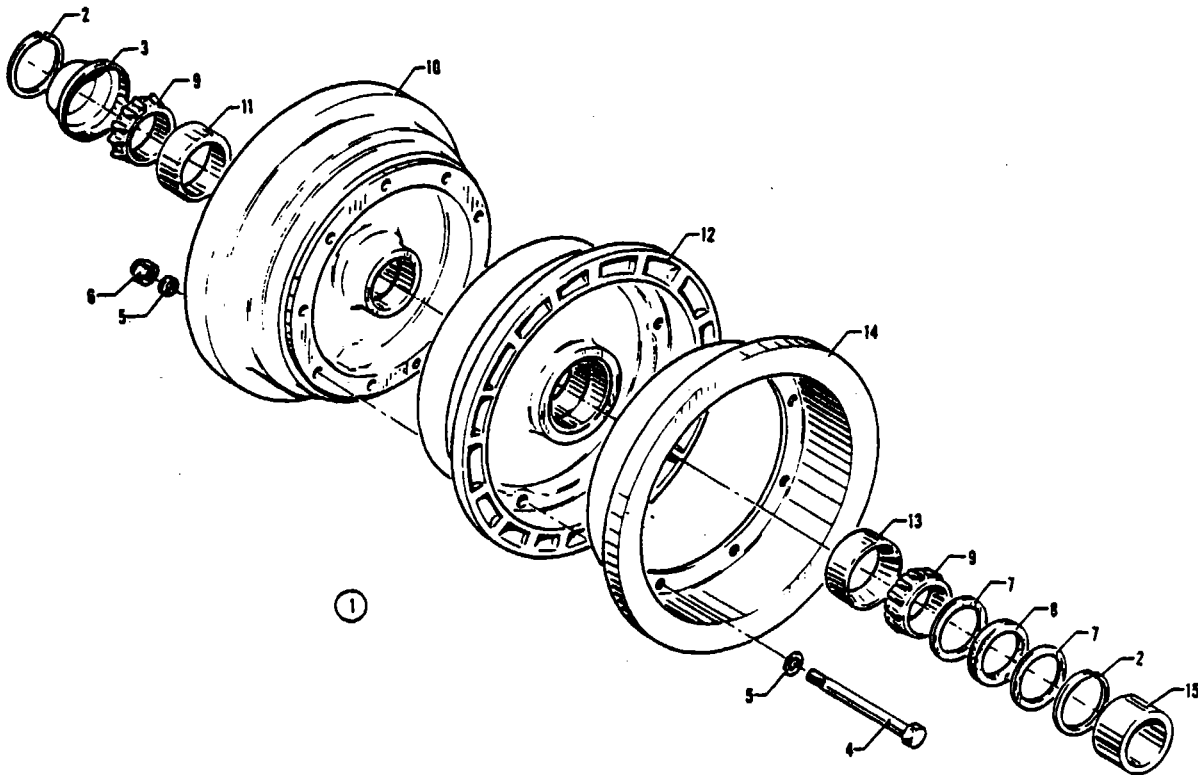


Figure 43A. Main Wheel Assembly (Cleveland)

PIPER PARTS CATALOG

CODE EXPLANATIONS FOR FIGURE 43A

- A - Used on PA-31T Also used on PA-31T1 with serial numbers 31T-7804001 to 31T-8104101 inclusive
- B - Used on PA-31T1 with serial numbers 31T-8304001 to 31T-8304003 inclusive, 31T-1104004 and up

PIPER PARTS CATALOG

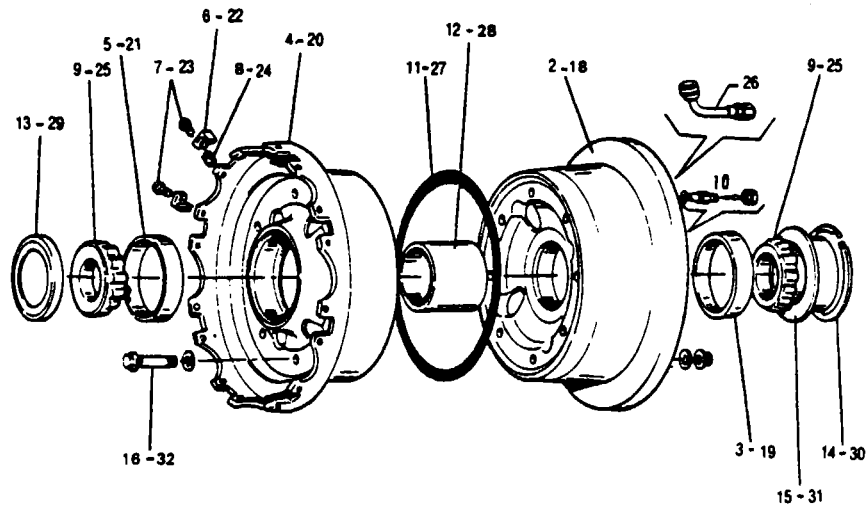
Figure and Index Number	Part Number	Code	NOMENCLATURE	No Req	SERIAL NUMBERS AFFECTED
43A-1	551 775	A	MAIN WHEEL ASSEMBLY - (40-106) Cleveland	2	
	651 001	B	MAIN WHEEL ASSEMBLY - (40-106A) Cleveland	2	
-2	762 614		* RING - Snap	2	
-3	763 235		* CAP - Hub	1	
-4	401 375		* BOLT - (AN5-35A)	9	
-5	407 566		* WASHER - (AN960-516)	18	
-6	404 889		* NUT - (MS20365-524C)	9	
-7	763 703		* WASHER	2	
-8	762 325		* SEAL - Felt, grease	1	
-9	757 895		* BEARING - Cone	2	
-10	763 705	A	* WHEEL ASSEMBLY - Outer half	1	
	763 787	B	* WHEEL ASSEMBLY - Outer half	1	
-11	757 896		* * CUP - Bearing	1	
-12	763 704		* WHEEL ASSEMBLY - Inner half	1	
-13	757 896		* * CUP - Bearing	1	
-14	754 626		* BRAKE DISC ASSEMBLY	1	
-15	762 326		* SPACER - Axle	1	

When ordering, always specify Part Number, Description and Serial Number of Aircraft

THIS PAGE INTENTIONALLY LEFT BLANK

PIPER PARTS CATALOG

THIS PAGE INTENTIONALLY LEFT BLANK



① ①7

Figure 43B Main Wheel Assembly (B F Goodrich)

PIPER PARTS CATALOG

CODE EXPLANATIONS FOR FIGURE 438

A - Used if wheel is assembled in a tubeless tire configuration

PIPER PARTS CATALOG

Figure and Index Number	Part Number	Code	NOMENCLATURE	No. Req.	SERIAL NUMBERS AFFECTED
43B-1	551 789		WHEEL ASSEMBLY - Main (3-1392) tubeless	2	
-2	763 729		* WHEEL ASSEMBLY - Half, outer (300-536)	1	
-3	758 410		* * CUP - Bearing (LM501310)	1	
-4	763 730		* WHEEL ASSEMBLY - Half, inner (300-537)	1	
-5	758 410		* * CUP - Bearing (LM501310)	1	
-6	763 973		* * KEY - Torque (259-37)	20	
-7	762 398		* * SCREW - (MS35286-60)	20	
-8	755 487		* * INSERT - Heli-coil (1191-3CNO190)	20	
-9	758 409		* BEARING - Cone (LM501349)	2	
-10	756 563		* VALVE ASSEMBLY - Inflation (TR762-03)	1	
-11	757 434		* PACKING - Wheel halves (68-216)	1	
-12	762 397		* SLEEVE - Spacer (54-328)	1	
-13	762 399		* SEAL - Grease (68-920)	1	
-14	762 610		* RING - Retaining (UR-306)	1	
-15	763 317		* CAP - Hub (32-440)	1	
-16	758 499		* BOLT - (MS21250-05022)	8	
	756 629		* WASHER - (MS20002C5)	16	
	755 608		* NUT - Self locking (42FLW524)	8	
-17	551 794		WHEEL ASSEMBLY - Main (3-1424)	2	
-18	763 761		* WHEEL ASSEMBLY - Half, outer (300-595)	1	
-19	758 410		* * CUP - Bearing (LM501310)	1	
-20	763 762		* WHEEL ASSEMBLY - Half, inner (300-596)	1	
-21	758 410		* * CUP - Bearing (LM501310)	1	
-22	763 973		* * KEY - Torque (259-37)	20	
-23	762 398		* * SCREW - (MS35286-60)	20	
-24	755 487		* * INSERT - Heli-coil (1191-3CNO190)	20	
-25	758 409		* BEARING - Cone (LM501349)	2	
-26	756 583	A	* VALVE ASSEMBLY - Inflation (211-62)	1	
-27	757 434	A	* PACKING - Wheel halves (68-216)	1	
-28	762 397		* SLEEVE - Spacer (54-328)	1	
-29	762 399		* SEAL - Grease (68-920)	1	
-30	762 610		* RING - Retaining (UR-306)	1	
-31	763 317		* CAP - Hub (32-440)	1	
-32	758 499		* BOLT - (MS21250-05022)	8	
	756 629		* WASHER - (MS20002C5)	16	
	755 608		* NUT - Self-locking (42FLW524)	8	

When ordering, always specify Part Number, Description and Serial Number of Aircraft

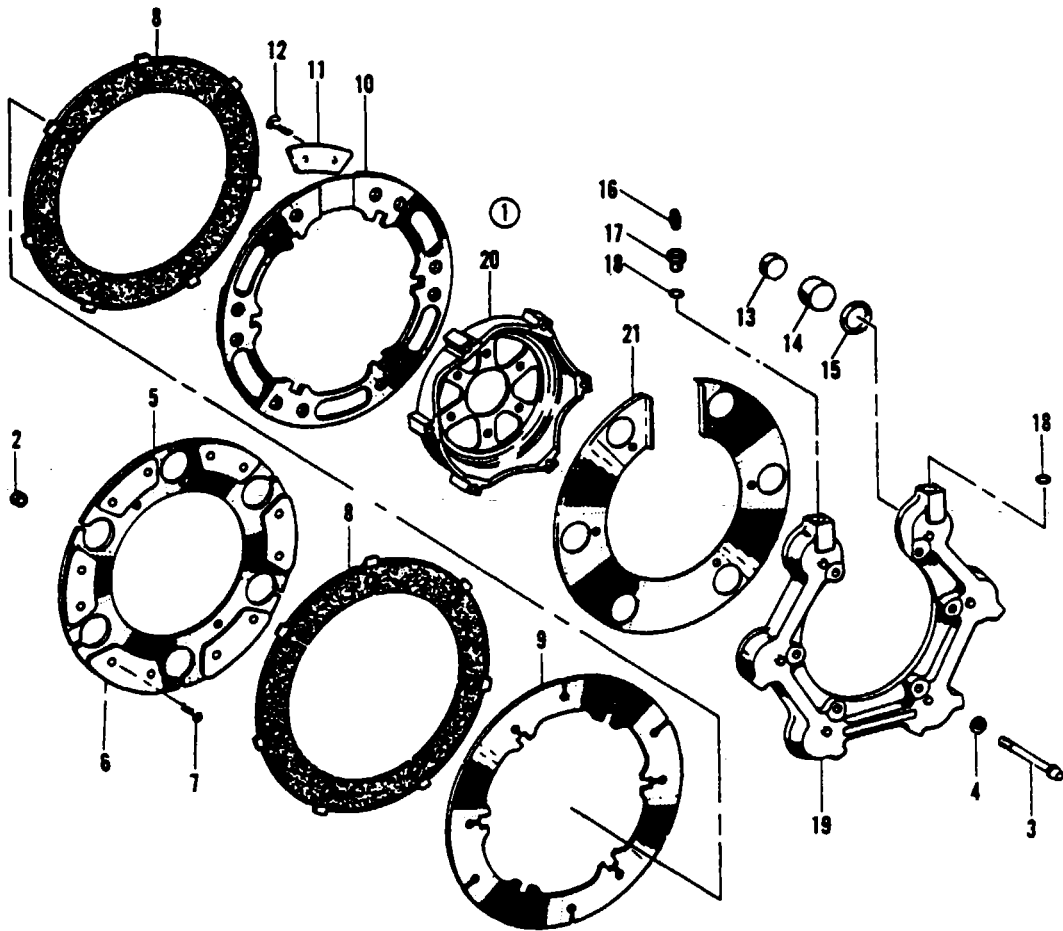


Figure 44. Main Wheel Brake Assembly (Goodyear)

PIPER PARTS CATALOG

CODE EXPLANATIONS FOR FIGURE 44

- A - Used if pre-ground wear pads are not installed.
- B - Used if pre-ground wear pads are installed

PIPER PARTS CATALOG

Figure and Index Number	Part Number	Code	NOMENCLATURE	No Req.	SERIAL NUMBERS AFFECTED
44-1	551 720		BRAKE ASSEMBLY - Main wheel (5002376) Goodyear	2	
-2	752 538		* NUT - Self-locking	6	
-3	758 159		* BOLT - Brake (MS20005-34)	6	
-4	756 629		* WASHER - Countersunk (MS20002C5)	6	
-5	757 337		* BACK PLATE SUB-ASSEMBLY	1	
-6	757 383		* * PAD - Wear	6	
	763 523		* * PAD - Wear, pre-ground	6	
-7	756 054	A	* * RIVET - Wear pad	12	
	762 631	B	* * RIVET - Wear pad	12	
-8	754 608		* DISC - Rotating	2	
-9	754 609		* DISC - Stationary	1	
-10	757 338		* PRESSURE PLATE SUB-ASSEMBLY	1	
-11	757 383		* * PAD - Wear	6	
	763 523		* * PAD - Wear, pre-ground	6	
-12	756 054	A	* * RIVET - Wear pad	12	
	762 631	B	* * RIVET - Wear pad	12	
-13	755 451		* INSULATOR - Piston	6	
-14	757 339		* PISTON	6	
-15	484 693		* PACKING - O-ring (MS28775-220)	6	
-16	752 965		* VALVE - Bleeder	1	
-17	751 305		* ADAPTER - Bleeder	1	
-18	757 276		* PACKING - O-ring (MS28778-4)	2	
-19	755 250		* HOUSING - Sub-assembly	1	
-20	756 393		* TUBE - Torque	1	
-21	757 705		* SHIELD - Snow	1	

When ordering, always specify Part Number, Description and Serial Number of Aircraft

PIPER PARTS CATALOG

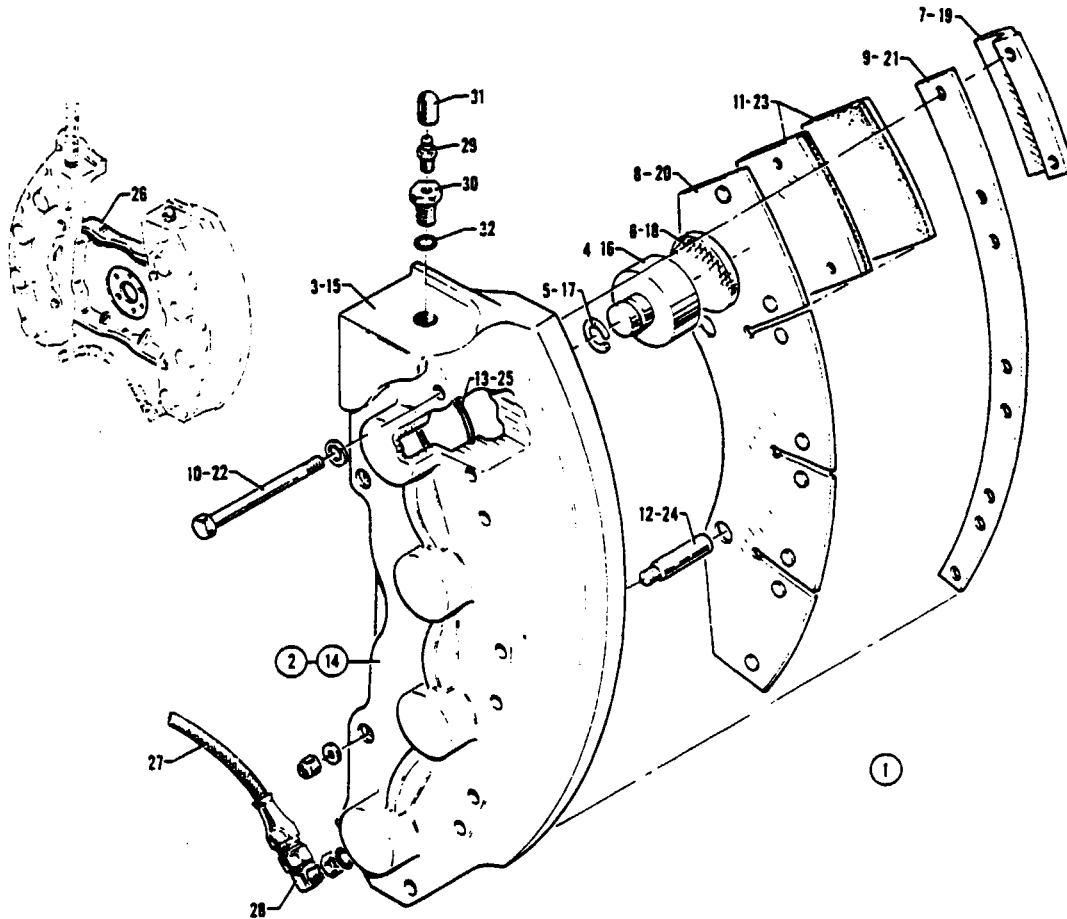


Figure 44A. Main Wheel Brake Assembly (Cleveland)

REVISED: MAY 1978

PIPER PARTS CATALOG

CODE EXPLANATIONS FOR FIGURE 44A

PIPER PARTS CATALOG

Figure and Index Number	Part Number	Code	NOMENCLATURE	No. Req.	SERIAL NUMBERS AFFECTED
44A-1	551 729		BRAKE ASSEMBLY - Main wheel (30-106), Cleveland	2	
-2	763 236		CYLINDER ASSEMBLY - Brake, aft right, forward left	1	
-3	763 238		CYLINDER - Brake	1	
-4	763 423		PISTON ASSEMBLY	4	
-5	757 741		SPRING - Friction	1	
-6	755 476		INSULATOR - Piston	1	
-7	763 424		PLATE ASSEMBLY - Back	4	
-8	763 425		PLATE ASSEMBLY - Pressure	1	
-9	762 327		SHIM - Insulator	1	
-10	758 411		BOLT - (AN4H-23A)	8	
	407 565		WASHER - (AN960-416)	8	
-11	761 212		LINING - Brake	8	
-12	753 407		BOLT - Anchor	2	
	407 585		WASHER - (AN960-416L)	2	
	404 888		NUT - (MS20365-428C)	2	
-13	484 695		"O" RING - (AN6227-25)	4	
-14	763 237		CYLINDER ASSEMBLY - Brake, aft left, forward right	1	
-15	763 239		CYLINDER - Brake	1	
-16	763 423		PISTON ASSEMBLY	4	
-17	757 741		SPRING - Friction	1	
-18	755 476		INSULATOR - Piston	1	
-19	763 424		PLATE ASSEMBLY - Back	4	
-20	763 425		PLATE ASSEMBLY - Pressure	1	
-21	762 327		SHIM - Insulator	1	
-22	758 411		BOLT - (AN4H-23A)	8	
	407 565		WASHER - (AN960-416)	8	
-23	761 212		LINING	8	
-24	753 407		BOLT - Anchor	2	
	407 585		WASHER - (AN960-416L)	2	
	404 888		NUT - (MS20365-428C)	2	
-25	484 695		"O" RING - (AN6227-25)	4	
-26	763 426		PLATE ASSEMBLY - Torque	1	
-27	755 285		HOSE ASSEMBLY	1	
-28	484 701		"O" RING - (AN6227-7)	2	
	754 857		FITTING - Elbow	2	
	477 618		NUT - (AN924-4D)	2	
-29	752 965		SCREW - Bleeder	1	
-30	756 149		SEAT - Bleeder	1	
-31	753 850		CAP - Bleeder	1	
-32	484 701		"O" RING - (AN6227-7)	1	

When ordering, always specify Part Number, Description and Serial Number of Aircraft

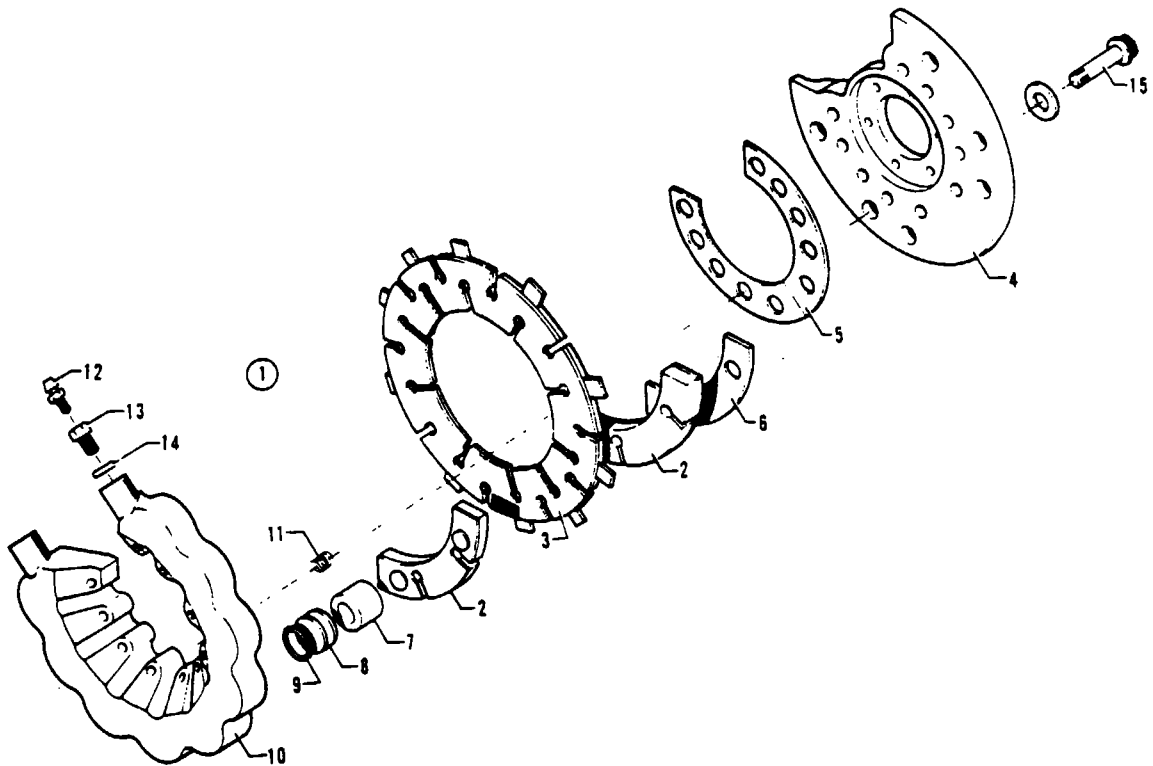


Figure 44B Main Wheel Brake Assembly (B F Goodrich)

PIPER PARTS CATALOG

CODE EXPLANATIONS FOR FIGURE 44B

PIPER PARTS CATALOG

Figure and Index Number	Part Number	Code	NOMENCLATURE	No. Req.	SERIAL NUMBERS AFFECTED
44B-1	551 740		BRAKE ASSEMBLY - Main wheel (2-1435-2)	2	
-2	763 315		* CARRIER, LINING AND BUTTON ASSEMBLY - (342-90)	6	
-3	763 316		* CARRIER AND LINING ASSEMBLY - (244-540)	1	
-4	763 481		* PLATE - Torque (184-635-1)	1	
-5	762 396		* SPACER - (60-646)	2	
-6	755 484		* INSULATOR - (115-213)	3	
-7	755 485		* INSULATOR - Piston (115-243-1)	9	
-8	763 478		* PISTON - (74-717)	9	
-9	484 792		* "O" RING - (MS28775-218)	9	
-10	783 479		* PISTON HOUSING ASSEMBLY - (266-162-2)	1	
-11	755 486		* * INSERT - Heli-coil (3591-6CNO750)	10	
-12	756 579		* VALVE - Bleeder (84-30)	1	
-13	754 868		* FITTING - Reducer (274-36)	1	
-14	763 480		* PACKING - (68-404)	1	
-15	758 498		* BOLT - (43-1171)	10	
	763 731		* WASHER - (80-409)	10	

When ordering, always specify Part Number, Description and Serial Number of Aircraft

PIPER PARTS CATALOG

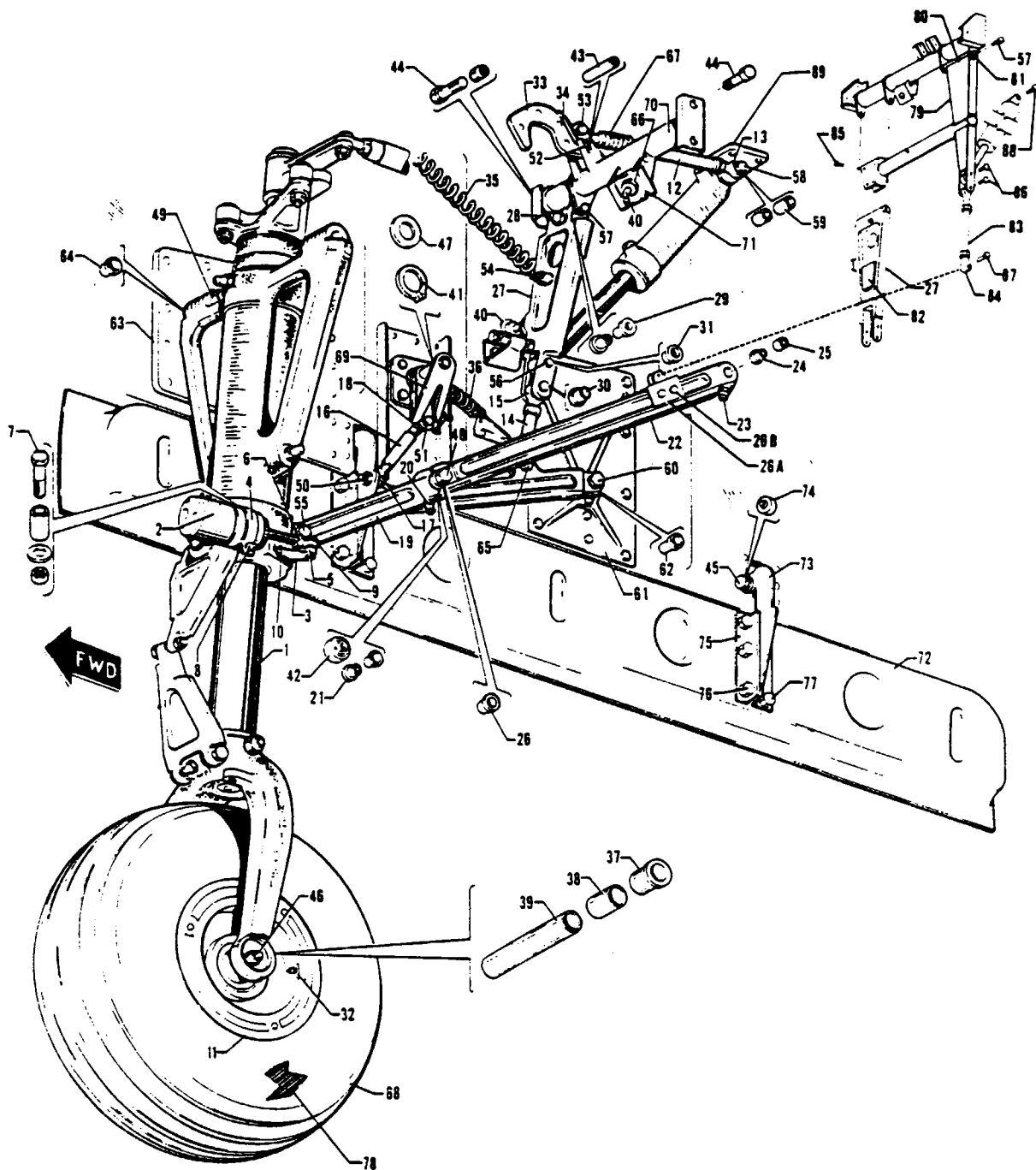


Figure 45 Nose Landing Gear Installation

REVISED OCTOBER 1982

2B13

PA-31T
PA 31T1
PA 31T2

PIPER PARTS CATALOG

CODE EXPLANATIONS FOR FIGURE 45

- A - Used on PA-31T only
- B - Used on PA-31T1 only
- C - Used on PA-31T2 only
- D - Used if B F Goodrich nose wheel assembly 3-1076 or Cleveland nose wheel assembly 40-140 is installed
- E - Used if B F Goodrich nose wheel assembly 3-1331 is installed
- F - Used on PA-31T with serial numbers 31T-7400002 to 31T-8020092 inclusive, and PA-31T1 with serial numbers 31T-7804001 to 31T-8004057 inclusive
- G - Used on PA-31T with serial numbers 31T-8120001 and up, PA-31T1 with serial numbers 31T-8104001 to 31T-8304003 inclusive, 31T-1104004 and up, and PA-31T2
- H - See Figure 46 for component parts
- J - See Figure 47 for component parts
- K - Used if Monroe shimmy dampener is installed
- L - Used if a clamp mounted Gar-Kenyon shimmy dampener is installed
- M - Used on PA-31T with serial numbers 31T-7400002 and up, PA-31T1 with serial numbers 31T-7804001 to 31T-8104101 inclusive, and PA-31T2
- N - Used on PA-31T1 with serial numbers 31T-8304001 to 31T-8304003 inclusive, 31T-1104004 and up

PIPER PARTS CATALOG

Figure and Index Number	Part Number	Code	NOMENCLATURE	No Req	SERIAL NUMBERS AFFECTED
45-	45520 29445	A B C	DRAWING - Nose Landing Gear Installation DRAWING - Nose Landing Gear Installation		
-1	45333-05 45333-07	F H G.H	STRUT ASSEMBLY - Nose gear STRUT ASSEMBLY - Nose gear	1 1	
-2	456 010		* SHOCK ABSORBER - Shimmy dampener	1	
-3	47150-00		* BRACKET - Nose gear shimmy dampener	1	
-4	47153-00 21702-03	K L	* CLAMP ASSEMBLY - Nose gear shimmy dampener * CLAMP ASSEMBLY - Nose gear shimmy dampener	1 1	
-5	452 357		* BEARING - (M34-14)	1	
-6	404 225		* NUT - (AN315-4R)	1	
-7	400 015 14843-116 407 565 404 888		* BOLT - (AN4-22A) * BUSHING * WASHER - (AN960-416) * NUT - (MS20365-428C)	1 1 2 1	
-8	400 440 407 564 404 887	K,L K,L K,L	* BOLT - (AN3-6A) * WASHER - (AN960-10) * NUT - (MS20365-1032C)	1 1 1	
-9	400 441 404 887		* BOLT - (AN3-7A) * NUT - (MS20365-1032C)	1 1	
-10	401 263 407 584		* BOLT - (AN3H-3A) * WASHER - (AN960-10L)	2 2	
-11	551 758 551 790 551 791	J J J	WHEEL ASSEMBLY - Nose gear (B F Goodrich 3-1331) WHEEL ASSEMBLY - Nose gear (B F Goodrich 3-1076) WHEEL ASSEMBLY - Nose gear (Cleveland 40-140)	1 1 1	
-12	41949-00 72682-14	M N	ROD ASSEMBLY - Landing gear lock, nose CABLE ASSEMBLY - Landing gear lock, nose	1 1	
-13	452 383 74087-02	M N	* BEARING - (24166-00) * BEARING	2 2	
-14	41790-00		ROD ASSEMBLY - Nose gear idler link	1	
-15	452 412		* BEARING - (HMX-4S)	2	
-16	41793-00		ROD ASSEMBLY - Nose landing gear door	2	
-17	452 439		* BEARING - (PS10020-17-1R)	1	
-18	452 412		* BEARING - (HMX-4S)	1	
-19	40317-00		LINK ASSEMBLY - Nose gear drag brace, lower	1	
-20	460 691		* FITTING - Lubrication (AN944-101)	2	
-21	453 776		* BUSHING - (NAS77-7-38)	4	
-22	40335-00 29561-02 40336-00	A,B C C	LINK ASSEMBLY - Nose gear drag brace, upper, left side LINK ASSEMBLY - Nose gear drag brace, upper, left side LINK ASSEMBLY - Nose gear drag brace, upper, right side	1 1 1	
-23	460 823		* FITTING - Lubrication (MS15001-1)	1	
-24	453 776		* BUSHING - (NAS77-7-38)	1	
-25	753 471		* BUSHING - (NAS75-7-014)	1	
-26	453 723		* BUSHING - (NAS77-7-68)	1	
-26a	29561-03	C	* CHANNEL ASSEMBLY - Idler link attachment	1	
-26b	401 315 407 565 404 888	C C C	* BOLT - (AN4-15A) * WASHER - (AN960-416) * NUT - (MS20365-428C)	2 2 2	
-27	46933-00		LINK ASSEMBLY - Nose gear idler	1	
-28	460 691		* FITTING - Lubrication (AN944-101)	1	
-29	453 774		* BUSHING - (NAS77-4-50)	2	
-30	20737-32		* BUSHING - Nose gear idler	2	
-31	20737-30		* BUSHING - Nose gear idler	2	
-32	41398-08 41398-06	E D	PLACARD - Tire inflation, nose (90PSI) PLACARD - Tire inflation, nose (80PSI)	1 1	
-33	41797-02		HOOK ASSEMBLY - Landing gear uplock nose	1	
-34	41796-00		SPRING - Nose landing gear uplock hook	1	
-35	83302-54		SPRING - Coil, nose landing gear	1	

When ordering, always specify Part Number, Description and Serial Number of Aircraft

PIPER PARTS CATALOG

Figure and Index Number	Part Number	Code	NOMENCLATURE	No. Req.	SERIAL NUMBERS AFFECTED
45-38	83302-32		SPRING - Coil, nose landing gear	2	
-37	31798-02		PLUG - Axle, nose landing gear	2	
-38	51052-00	E	SPACER - Wheel, nose landing gear	2	
	31788-07	D	SPACER - Wheel, nose landing gear	2	
-39	31797-02		AXLE - Nose landing gear	1	
-40	487 862		SWITCH - Micro (1CH21-4)	2	
-41	484 768		RING - Snap (5100-62)	2	
-42	452 440		BEARING - (7NBC1015YJ)	1	
-43	42129-04		BUSHING - Nose landing gear	1	
-44	400 002		BOLT - (AN4-5A)	4	
	407 565		WASHER - (AN960-416)	8	
	404 888		NUT - (MS20365-428C)	4	
-45	401 311		BOLT - (AN4-11A)	4	
	407 565		WASHER - (AN960-416)	4	
	404 888		NUT - (MS20365-428C)	4	
-46	401 455		BOLT - (AN6-74A)	1	
	404 838		NUT - (MS20364-624C)	1	
-47	407 601		WASHER - (AN960-1016L)	4	
-48	402 437		BOLT - (AN177-37)	1	
	407 568		WASHER - (AN960-716)	1	
	404 104		NUT - (AN310-7)	1	
	424 059		COTTER PIN - (MS24665-283)	1	
-49	400 363		BOLT - (AN9-30)	2	
	407 570		WASHER - (AN960-916)	AR	
	55233-02		WASHER - Nose gear	AR	
	404 106		NUT - (AN310-9)	2	
	424 067		COTTER PIN - (MS24665-353)	2	
-50	400 441		BOLT - (AN3-7A)	2	
	407 564		WASHER - (AN960-10)	2	
	404 887		NUT - (MS20365-1032C)	2	
-51	400 106		BOLT - (AN4-10)	2	
	407 565		WASHER - (AN960-416)	2	
	404 101		NUT - (AN310-4)	2	
	424 052		COTTER PIN - (MS24665-134)	2	
-52	400 108		BOLT - (AN4-13)	1	
	407 565		WASHER - (AN960-416)	2	
	404 101		NUT - (AN310-4)	1	
	424 052		COTTER PIN - (MS24665-134)	1	
-53	400 108	A,B	BOLT - (AN4-11)	1	
	400 110	C	BOLT - (AN4-15)	1	
	407 565		WASHER - (AN960-416)	2	
	407 585		WASHER - (AN960-416L)	1	
	404 101		NUT - (AN310-4)	1	
	424 052		COTTER PIN - (MS24665-134)	1	
-54	402 031		BOLT - (AN42B-4)	1	
	407 564		WASHER - (AN960-10)	1	
	404 887		NUT - (MS20365-1032C)	1	
-55	402 425		BOLT - (AN177-25)	1	
	407 588		WASHER - (AN960-716)	1	
	404 104		NUT - (AN310-7)	1	
	424 059		COTTER PIN - (MS24665-283)	1	
-56	400 108		BOLT - (AN4-13)	2	
	407 585		WASHER - (AN960-416L)	2	
	404 101		NUT - (AN310-4)	2	
	424 052		COTTER PIN - (MS24665-134)	2	

When ordering, always specify Part Number, Description and Serial Number of Aircraft

PIPER PARTS CATALOG

Figure and Index Number	Part Number	Code	NOMENCLATURE	No. Req.	SERIAL NUMBERS AFFECTED
45-57	400 124	A,B	BOLT - (AN4-33)	1	
	400 124	C	BOLT - (AN4-33)	2	
	404 101	A,B	NUT - (AN310-4)	1	
	404 101	C	NUT - (AN310-4)	2	
	424 052	A,B	COTTER PIN - (MS24665-134)	1	
	424 052	C	COTTER PIN - (MS24665-134)	2	
-58	41792-00		BOLT - Hydraulic actuator, uplock rod	1	
	407 565		WASHER - (AN960-416)	2	
	404 888		NUT - (MS20365-428C)	1	
-59	42129-03		BUSHING - Hydraulic actuator, uplock rod	2	
-60	402 422		BOLT - (AN177-23)	2	
	407 591		WASHER - (AN960-716L)	AR	
	404 104		NUT - (AN310-7)	2	
	424 059		COTTER PIN - (MS24665-283)	2	
	407 568		WASHER - (AN960-716)	AR	
-61	40325-00		BRACKET ASSEMBLY - Nose gear drag link attachment, left	1	
	40325-01		BRACKET ASSEMBLY - Nose gear drag link attachment, right	1	
-62	453 736		* BUSHING - (NAS77-7-40)	1	
-63	45192-00		PLATE ASSEMBLY - Nose gear trunnion support, left	1	
	45192-01		PLATE ASSEMBLY - Nose gear trunnion support, right	1	
-64	453 782		* BUSHING - (NAS77-9-36)	1	
-65	400 107		BOLT - (AN4-12)	1	
	407 565		WASHER - (AN960-416)	1	
	404 101		NUT - (AN310-4)	1	
	424 052		COTTER PIN - (MS24665-134)	1	
-66	494 125		WASHER - Micro switch (EN10013)	1	
-67	453 206	M	BOOT - Nylon dust (ONN-401-4-13-2)	1	
-68	451 730	E	TIRE - (18 x 4.4, 6 ply rating) Type VII, tubeless	1	
	451 748	D	TIRE - (17.5 x 6.25-6, 10 ply rating) tube type	1	
-69	41794-08		ARM ASSEMBLY - Nose landing gear door actuator, left	1	
	41794-09		ARM ASSEMBLY - Nose landing gear door actuator, right	1	
-70	41770-00	A,B	TUBE ASSEMBLY - Nose landing gear idler link support	1	
	29582-02	C	TUBE ASSEMBLY - Nose landing gear idler link support	1	
-71	41771-00	A,B	* BRACKET - Nose gear up switch	1	
	29583-02	C	* BRACKET - Nose gear up switch	1	
-72	45794-08		DOOR ASSEMBLY - Nose landing gear, left	1	
	45794-09		DOOR ASSEMBLY - Nose landing gear, right	1	
-73	45794-06		HINGE ASSEMBLY - Nose landing gear door, forward	2	
	45794-07		HINGE ASSEMBLY - Nose landing gear door, aft	2	
-74	25704-00		* BEARING - Hinge assembly	1	
-75	41612-04		* ANGLE - Nose landing gear door hinge	2	
-76	400 438		BOLT - Nose landing gear door hinge attachment (AN3-4A)	24	
-77	53853-00		SHIM - Nose landing gear door (.032)	AR	
	53853-02		SHIM - Nose landing gear door (.064)	AR	
-78	451 735	D	TUBE - (6:00 x 6)	1	
-79	29853-18	C	LINK ASSEMBLY - Nose gear idler	1	
-80	460 691	C	* FITTING - Lubrication (AN944-101)	1	
-81	453 774	C	* BUSHING - (NAS77-4-50)	2	
-82	29853-13	C	SPACER	2	
-83	41790-00	C	ROD ASSEMBLY - Nose gear idler link	1	
-84	452 412	C	* BEARING - (HMX-4S)	2	
-85	401 273	C	BOLT - (AN3-14A)	4	
	407 564	C	WASHER - (AN960-10)	4	
	404 887	C	NUT - (MS20365-1032C)	4	
-86	400 106	C	BOLT - (AN4-11)	2	
	407 585	C	WASHER - (AN960-416L)	2	
	404 101	C	NUT - (AN310-4)	2	
	424 052	C	COTTER PIN - (MS24665-134)	2	

When ordering, always specify Part Number, Description and Serial Number of Aircraft

PIPER PARTS CATALOG

Figure and Index Number	Part Number	Code	NOMENCLATURE	No Req	SERIAL NUMBERS AFFECTED
45-87	400 105	C	BOLT - (AN4-10)	1	
	407 565	C	WASHER - (AN960-416)	1	
	404 101	C	NUT - (AN310-4)	1	
-88	424 052	C	COTTER PIN - (MS24665-134)	1	
	401 193	C	BOLT - (AN5-15A)	1	
	407 566	C	WASHER - (AN960-516)	2	
	42129-03	C	BUSHING	2	
	404 889	C	NUT - (MS20365-524C)	1	
-89	40985-00	A,B	BRACKET - Nose gear actuator	1	
	29459-02	C	BRACKET - Nose gear actuator, left	1	
	40985-00	C	BRACKET - Nose gear actuator, right	1	

When ordering, always specify Part Number, Description and Serial Number of Aircraft

PIPER PARTS CATALOG

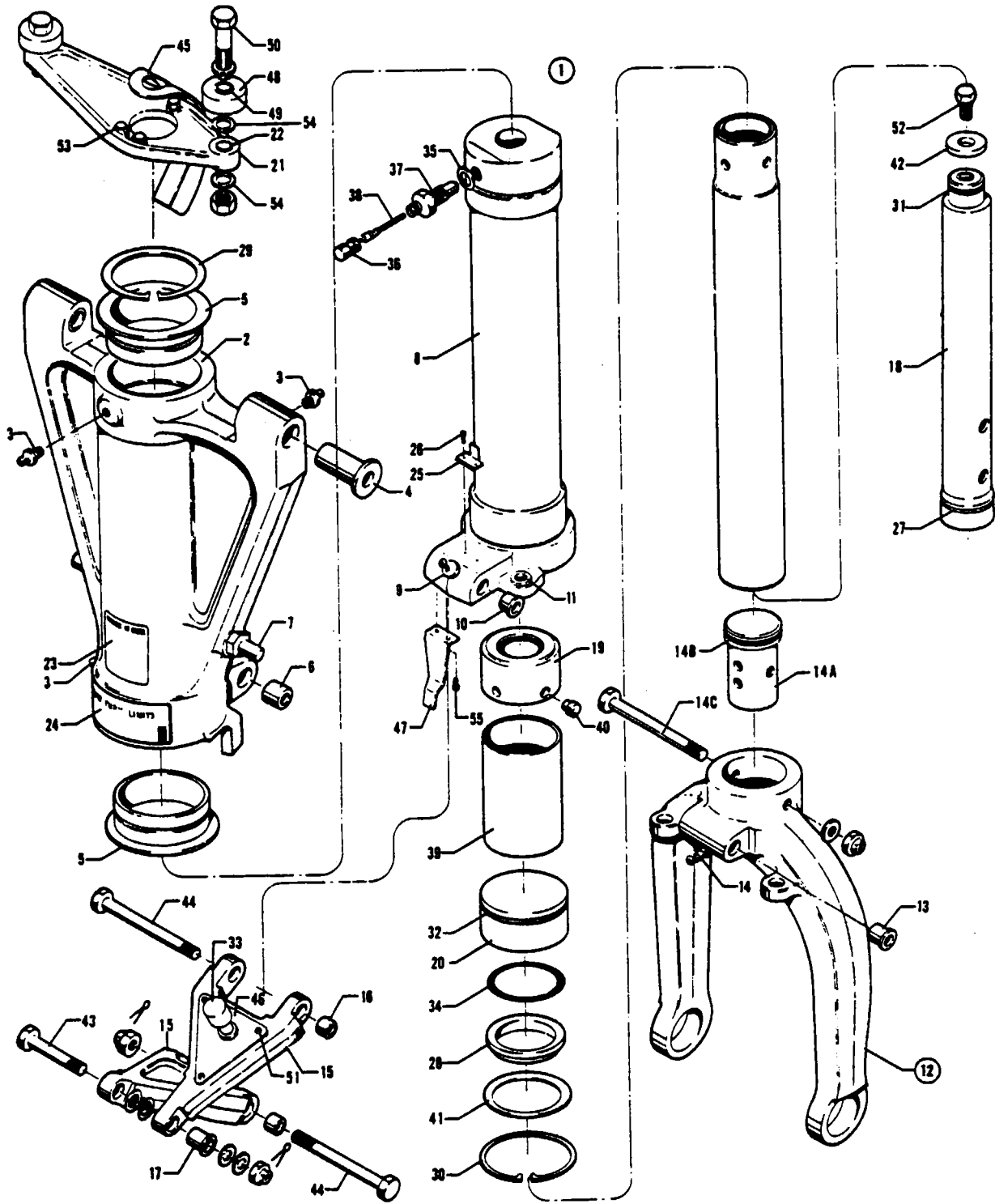


Figure 46 Nose Gear Strut Assembly

PIPER PARTS CATALOG

CODE EXPLANATIONS FOR FIGURE 46

- A - When ordering, ascertain if bushing is notched or un-notched on the end and O D
- B - Used on PA-31T with serial numbers 31T-8120051 and up, PA-31T1 with serial numbers 31T-8104056 to 31T-8304003 inclusive, 31T-1104004 and up, and PA-31T2 with serial numbers 31T-8166014 to 31T-8166076 inclusive, 31T-1166001 and up
- C - Used on PA-31T with serial numbers 31T-7400002 to 31T-8020092 inclusive, and PA-31T1 with serial numbers 31T-7804001 to 31T-8004057 inclusive
- D - Used on PA-31T with serial numbers 31T-8120001 and up, PA-31T1 with serial numbers 31T-8104001 to 31T-8304003 inclusive, 31T-1104004 and up, and PA-31T2
- E - Used on PA-31T with serial numbers 31T-7400002 to 31T-8120050 inclusive, PA-31T1 with serial numbers 31T-7804001 to 31T-8104055 inclusive, and PA-31T2 with serial numbers 31T-8166001 to 31T-8166013 inclusive

PIPER PARTS CATALOG

Figure and Index Number	Part Number	Code	NOMENCLATURE	No. Req.	SERIAL NUMBERS AFFECTED
46-1	45333-05	C	STRUT ASSEMBLY - Nose gear	1	
	45333-07	D	STRUT ASSEMBLY - Nose gear	1	
-2	45316-03		* HOUSING ASSEMBLY - Nose gear	1	
-3	460 691		* * FITTING - Lubrication (AN944-101)	4	
-4	43262-00	A	* * BUSHING - Nose gear housing (.7625 O.D.), notched	2	
	31766-02	A	* * BUSHING - Nose gear housing (.7525 O.D.), unnotched	2	
-5	40250-02	A	* * BUSHING - Nose gear housing, top and bottom (3.1285/3.1275 O.D.), unnotched	2	
	40250-03	A	* * BUSHING - Nose gear housing, top and bottom (3 1385/3.1375 O.D.), notched	2	
-6	43256-07	A	* * BUSHING - Nose gear housing (.5748 O.D.), notched	2	
	453 735	A	* * BUSHING - Nose gear housing (NAS75-7-016) (.5638 O.D.), unnotched	2	
-7	40263-00		* * STUD - Nose gear door pick-up	2	
-8	45314-00		* CYLINDER ASSEMBLY - Nose gear strut	1	
-9	460 691		* * FITTING - Lubrication (AN944-101)	1	
-10	43256-06	A	* * BUSHING - Nose gear strut cylinder (.4496 O.D.), notched	2	
	453 744	A	* * BUSHING - Nose gear strut cylinder (NAS77-5-42) (.4368 O.D.), unnotched	2	
-11	21831-04		* * BUSHING - Flange (452 379)	1	
-12	45333-03		* FORK ASSEMBLY - Nose gear (complete) (includes fork, piston tube and plug)	1	
-13	751 367		* * BUSHING - Nose gear fork (PAC 31785-00)	2	
-14	460 690		* * FITTING - Lubrication (AN944-201A)	1	
-14a	752 765		* * PLUG - Nose, gear piston (PAC 31791-00)	1	
-14b	484 695		* * PACKING - "O" ring (AN6227-25)	1	
-14c	402 360		* * BOLT - Nose gear torque link (AN176-33A)	1	
	407 567		* * WASHER - Nose gear torque link (AN960-616)	1	
	404 838		* * NUT - Nose gear torque link (MS20364-624C)	1	
-15	45318-00		* LINK ASSEMBLY - Nose gear torque, lower	1	
	45318-04		* LINK ASSEMBLY - Nose gear torque, upper	1	
-16	453 808		* * BUSHING - (NAS75-5-011)	2	
-17	453 815		* * BUSHING - (NAS77-4-42)	1	
-18	44865-04		* TUBE ASSEMBLY - Nose gear orifice	1	
-19	751 363		* BEARING - Nose gear, upper (PAC 31779-00)	1	
-20	45328-00		* BEARING - Nose gear, lower	1	
-21	44386-00		* ARM ASSEMBLY - Nose gear steering	1	
-22	14976-11		* * BUSHING - Arm assembly	2	
-23	40292-02		* PLACARD - Oleo service instructions (581 156)	1	
-24	45331-00		* PLACARD - Tow turn limits (581 419)	1	
-25	42740-00		* INDICATOR - Tow turn	1	
-26	419 600		* SCREW - Drive (MS21318-15)	2	
-27	484 674		* RING - Piston (PAC 29219-02)	1	
-28	494 721		* WIPER - (4550A-02000-4)	1	
-29	484 759		* RING - Retainer (NAS51-300)	1	
-30	484 757		* RING - Retainer (NAS50-262)	1	
-31	752 713		* PACKING - "O" ring (AN6227-15)	1	
-32	752 722	E	* GASKET - "O" ring (AN6230-6)	1	
	485 033	B	* RING - (722C8MR-987-T)	1	
-33	47938-04	C	* SWITCH ASSEMBLY - Nose gear safety	1	
	29549-02	D	* SWITCH ASSEMBLY - Nose gear safety	1	
-34	485 034		* RING - (7329FR-160-T)	1	

When ordering, always specify Part Number, Description and Serial Number of Aircraft

PIPER PARTS CATALOG

Figure and Index Number	Part Number	Code	NOMENCLATURE	No. Req.	SERIAL NUMBERS AFFECTED
46-35	751 834		* GASKET - Air valve (AN901-5A)	1	
-36	454 053		* CAP - Air valve (AN813-1B)	1	
-37	453 124		* BODY - Air valve (AN812-1)	1	
-38	455 124		* CORE - Air valve (AN809-1)	1	
-39	752 907		* SPACER - Nose gear bearing (PAC 31777-00)	1	
-40	01821-06		* PIN - Bearing retainer (standard)	4	
	01821-08		* PIN - Bearing retainer (oversize)	4	
-41	31773-03		* WASHER - Nose gear lower bearing	1	
-42	45329-00		* WASHER - Nose gear	1	
-43	402 312		* BOLT - Nose gear torque link, center (AN174-14)	1	
	407 565		* WASHER - Nose gear torque link, center (AN960-416)	2	
	407 585		* WASHER - Nose gear torque link, center (AN960-416L)	2	
	404 101		* NUT - Nose gear torque link, center (AN310-4)	1	
	424 052		* PIN - Nose gear torque link, center (MS24665-134)	1	
-44	402 344		* BOLT - Nose gear torque link (AN175-32)	2	
	407 566		* WASHER - Nose gear torque link (AN960-516)	2	
	404 102		* NUT - Nose gear torque link (AN310-5)	2	
	424 052		* PIN - Nose gear torque link (MS24665-134)	2	
-45	47555-00		* BRACKET ASSEMBLY - Nose gear aligner guide	1	
-46	51196-00		* PLATE - Switch mounting	1	
-47	51197-00		* PLATE - Switch actuator	1	
-48	46783-00		* ROLLER - Nose gear steering, dia 1 500	AR	
	46783-02		* ROLLER - Nose gear steering, dia. 1.620	AR	
	46783-03		* ROLLER - Nose gear steering, dia. 1 750	AR	
	46783-04		* ROLLER - Nose gear steering, dia. 1 375	AR	
	46783-05		* ROLLER - Nose gear steering, dia. 1.420	AR	
	46783-06		* ROLLER - Nose gear steering, dia. 1 88	AR	
-49	29999-05		* BUSHING - Nose gear steering roller	2	
-50	401 359		* BOLT - (AN5-20A)	2	
	407 566		* WASHER - (AN960-516)	2	
	404 889		* NUT - (MS20365-524C)	2	
-51	415 540		* SCREW - (MS35206-250)	3	
	407 563		* WASHER - (AN960-8)	3	
	404 910		* NUT - (MS20365-832C)	3	
-52	401 388		* BOLT - (AN6H-5A)	1	
-53	401 265		* BOLT - (AN3H-7A)	3	
	407 564		* WASHER - (AN960-10)	3	
-54	407 566		* WASHER - (AN960-516L)	4	
-55	414 763		* SCREW - (MS24693-S50)	2	

When ordering, always specify Part Number, Description and Serial Number of Aircraft

PIPER PARTS CATALOG

THIS PAGE INTENTIONALLY LEFT BLANK

PIPER PARTS CATALOG

THIS PAGE INTENTIONALLY LEFT BLANK

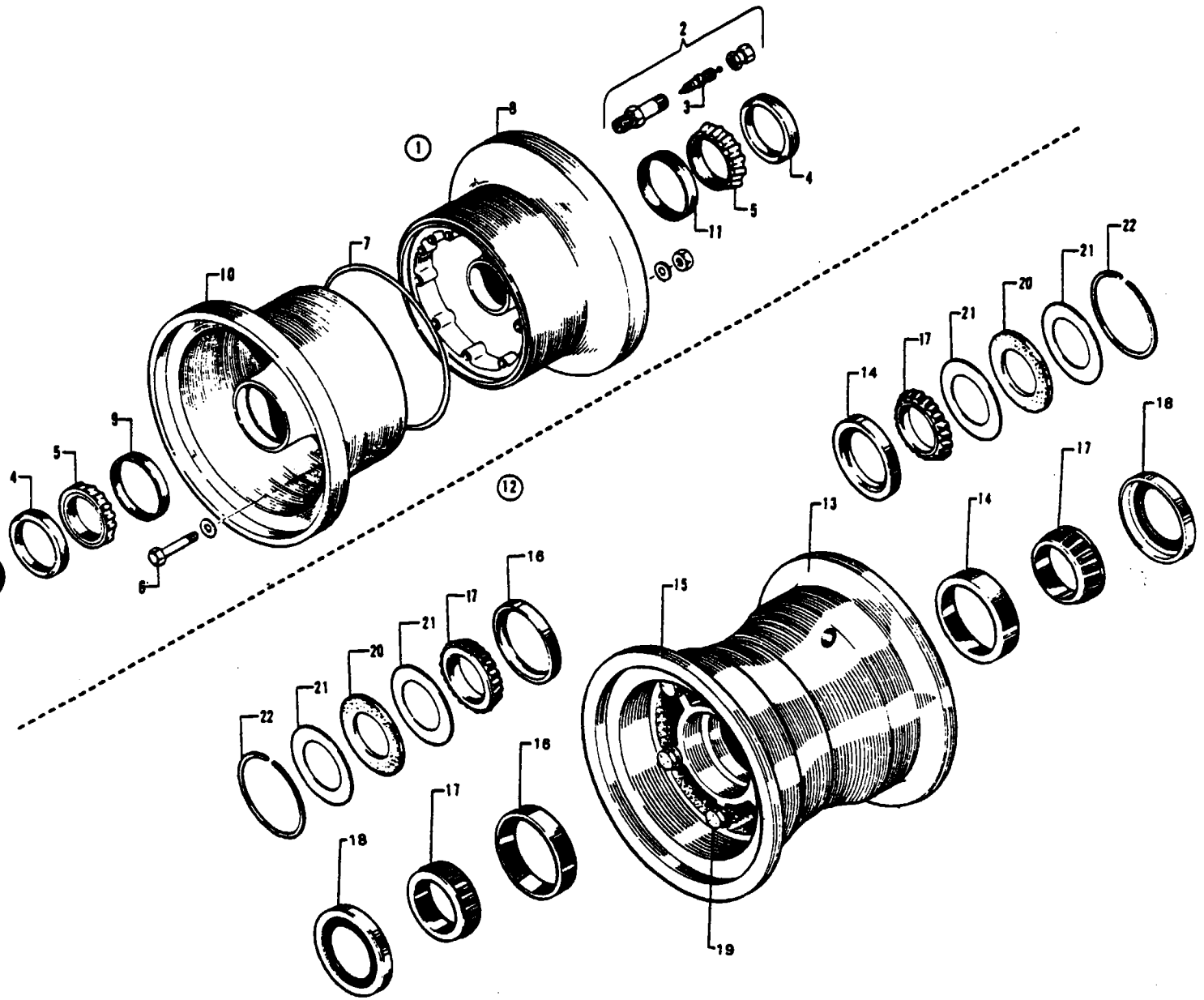


Figure 47 Nose Wheel Assembly

PIPER PARTS CATALOG

CODE EXPLANATIONS FOR FIGURE 47

- A - Used on PA-31T and PA-31T2 only.
- B - Used on B.F. Goodrich Nose Wheel Assembly 3-1076 only.
- C - Used on Cleveland Nose Wheel Assembly 40-140 only.

PIPER PARTS CATALOG

Figure and Index Number	Part Number	Code	NOMENCLATURE	No. Req.	SERIAL NUMBERS AFFECTED
47- 1	551 758	A	WHEEL ASSEMBLY - Nose (B.F. Goodrich 3-1331)	1	
-2	756 540		* VALVE ASSEMBLY - Tubeless tire (TR725-03)	1	
-3	756 541		** VALVE - Inside (TR-C4)	1	
-4	757 761		* GREASE SEAL - (3411118)	2	
-5	753 448		* CONE - Bearing (LM29749)	2	
-6	401 363		* BOLT - (AN5-24A)	6	
	407 566		* WASHER - (AN960-516)	12	
	404 975		* NUT - (AN363-524)	6	
-7	757 434		* PACKING - Preformed (68-216)	1	
-8	756 653		* WHEEL HALF ASSEMBLY - Outer (300-439)	1	
-9	763 287		** CUP - Bearing	1	
-10	756 654		* WHEEL HALF ASSEMBLY - Inner (300-440)	1	
-11	763 287		** CUP - Bearing	1	
-12	551 790		WHEEL ASSEMBLY - Nose (B.F. Goodrich 3-1076)	1	
	551 791		WHEEL ASSEMBLY - Nose (Cleveland 40-140)	1	
-13	763 725	B	* WHEEL HALF ASSEMBLY - Outer (300-133) (with valve stem hole)	1	
	763 715	C	* WHEEL HALF ASSEMBLY - Outer (162-77) (with valve stem hole)	1	
-14	751 503	B	** CUP - Bearing (13830)	1	
	751 494	C	** CUP - Bearing (13836)	1	
-15	763 724	B	* WHEEL HALF ASSEMBLY - Inner (300-134)	1	
	763 717	C	* WHEEL HALF ASSEMBLY - inner (161-82)	1	
-16	751 503	B	** CUP - Bearing (13830)	1	
	751 494	C	** CUP - Bearing (13836)	1	
-17	751 489		* BEARING - Cone (13889)	2	
-18	762 372	B	* SEAL - Grease (68-744)	2	
-19	401 333	B	* BOLT - (AN4-35A)	6	
	401 375	C	* BOLT - (AN5-35A)	6	
	407 565	B	* WASHER - (AN960-416)	6	
	407 566	C	* WASHER - (AN960-516)	12	
	755 603	B	* NUT - (MS21044N4)	6	
	404 889	C	* NUT - (MS20365-524C)	6	
-20	751 819	C	* FELT - Grease seal (154-14)	2	
-21	755 964	C	* RING - Grease seal (153-9)	4	
-22	752 830	C	* RING - Snap (3023)	2	

When ordering, always specify Part Number, Description, and Serial Number of Aircraft

PIPER PARTS CATALOG

CODE EXPLANATIONS FOR FIGURE 48

- A - Used on PA-31T with serial numbers 31T-7400002 to 31T-8120049 inclusive, and PA-31T1 with serial numbers 31T-7804001 to 31T-8104052 inclusive
- B - Used on PA-31T with serial numbers 31T-8120050 and up, PA-31T1 with serial numbers 31T-8104053 to 31T-8304003 inclusive 31T-1104004 and up, and PA-31T2

PIPER PARTS CATALOG

Figure and Index Number	Part Number	Code	NOMENCLATURE	No. Req.	SERIAL NUMBERS AFFECTED
48-	46863		DRAWING - Nose Gear Steering Installation		
-1	47134-00		BRACKET ASSEMBLY - Nose gear steering	2	
-1a	20737-43		* BUSHING - Nose gear steering bracket	1	
-2	46947-00		SECTOR - Nose gear steering	1	
-3	47881-00		BLOCK - Rub	1	
-4	47080-00		SHAFT - Nose gear steering	1	
-5	46936-00		ARM - Nose gear steering, aft	1	
-6	452 011		TURNBUCKLE - Barrel (NAS649-B32S)	1	
-7	454 887		CLIP - Locking	1	
-8	48436-00		CABLE ASSEMBLY - Rudder and nose gear steering	1	
-9	46845-04		CABLE ASSEMBLY - Rudder	1	
-10	46986-00	A	TUBE ASSEMBLY - Nose gear steering	1	
	29866-02	B	TUBE ASSEMBLY - Nose gear steering	1	
-11	452 412		* BEARING - Magnafluxed (HMX-4S)	2	
-12	404 226		* NUT - (AN315-5R)	2	
	407 586		* WASHER - (AN960-516)	1	
-13	401 312		BOLT - (AN4-12A)	1	
	407 565		WASHER - (AN960-416)	1	
	404 888		NUT - (MS20365-428C)	1	
-14	400 011		BOLT - (AN4-16A)	1	
	404 888		NUT - (MS20365-428C)	1	
-15	400 004		BOLT - (AN4-7A)	2	
	404 888		NUT - (MS20365-428C)	2	
-16	400 012		BOLT - (AN4-17A)	2	
	404 888		NUT - (MS20365-428C)	2	
-17	415 522		SCREW - (MS35206-232)	2	
-18	400 009		BOLT - (AN4-14A)	1	
	404 888		NUT - (MS20365-428C)	1	
-19	400 708		BOLT - (AN24-23)	1	
	404 393		NUT - (AN320-4)	1	
	424 051		PIN - Cotter (MS24665-132)	1	
-20	415 535		SCREW - (MS35206-245)	2	
	407 042		WASHER - Lock (MS35338-42)	2	
-21	424 511		PIN - (NAS427K-17)	3	
-22	424 517		PIN - (NAS427K-22)	3	
-23	60998-05		BUSHING	1	
-24	60998-08		BUSHING	1	
-25	407 572		WASHER - (AN960-1616L)	AR	
-26	481 627		PULLEY - (MS24566-48)	2	
-27	47074-02		ARM ASSEMBLY - Nose gear steering	1	
-28	400 438		* BOLT - (AN3-4A)	6	
	407 564		* WASHER - (AN960-10)	6	
	404 887		* NUT - (MS20365-1032C)	6	
-29	47144-00		* CHANNEL - Nose wheel steering	2	
-30	47071-00		* CHANNEL - Nose gear steering bearing	2	
-31	47056-02		* BEARING ASSEMBLY - Nose gear steering	1	
-32	47056-00		* BEARING ASSEMBLY - Nose gear steering	1	
-33	02062-02		* SHAFT ASSEMBLY - Nose gear steering	1	
-34	48961-00		* ARM ASSEMBLY - Nose gear steering	1	
-35	20737-42		* * BUSHING	2	
-36	47047-00		* ACTUATOR - Nose gear steering	1	

When ordering, always specify Part Number, Description and Serial Number of Aircraft

PIPER PARTS CATALOG

Figure and Index Number	Part Number	Code	NOMENCLATURE	No. Req.	SERIAL NUMBERS AFFECTED
48-37	47069-00		* ALIGNER ASSEMBLY - Nose gear	1	
-38	47068-00		* * ALIGNER	1	
-39	14978-15		* * BUSHING	1	
-40	14978-16		* * BUSHING	1	
-41	411 349		* * SCREW - (AN526-428-R14)	1	
-42	407 575		* WASHER - (AN960-1416)	1	
-43	401 266		* BOLT - (AN3-5A)	12	
	407 564		* WASHER - (AN960-10)	24	
	404 887		* NUT - (MS20365-1032C)	12	
-44	402 338		* BOLT - (AN175-16A)	2	
	407 566		* WASHER - (AN960-516)	2	
	404 889		* NUT - (MS20365-524C)	2	
-45	460 891		* FITTING - Lubricating (AN944-101)	1	
-46	48869-02		BRACKET - Cable guide, bottom	1	
-47	48868-02		BRACKET - Cable guide, top	1	

When ordering, always specify Part Number, Description and Serial Number of Aircraft

PIPER PARTS CATALOG

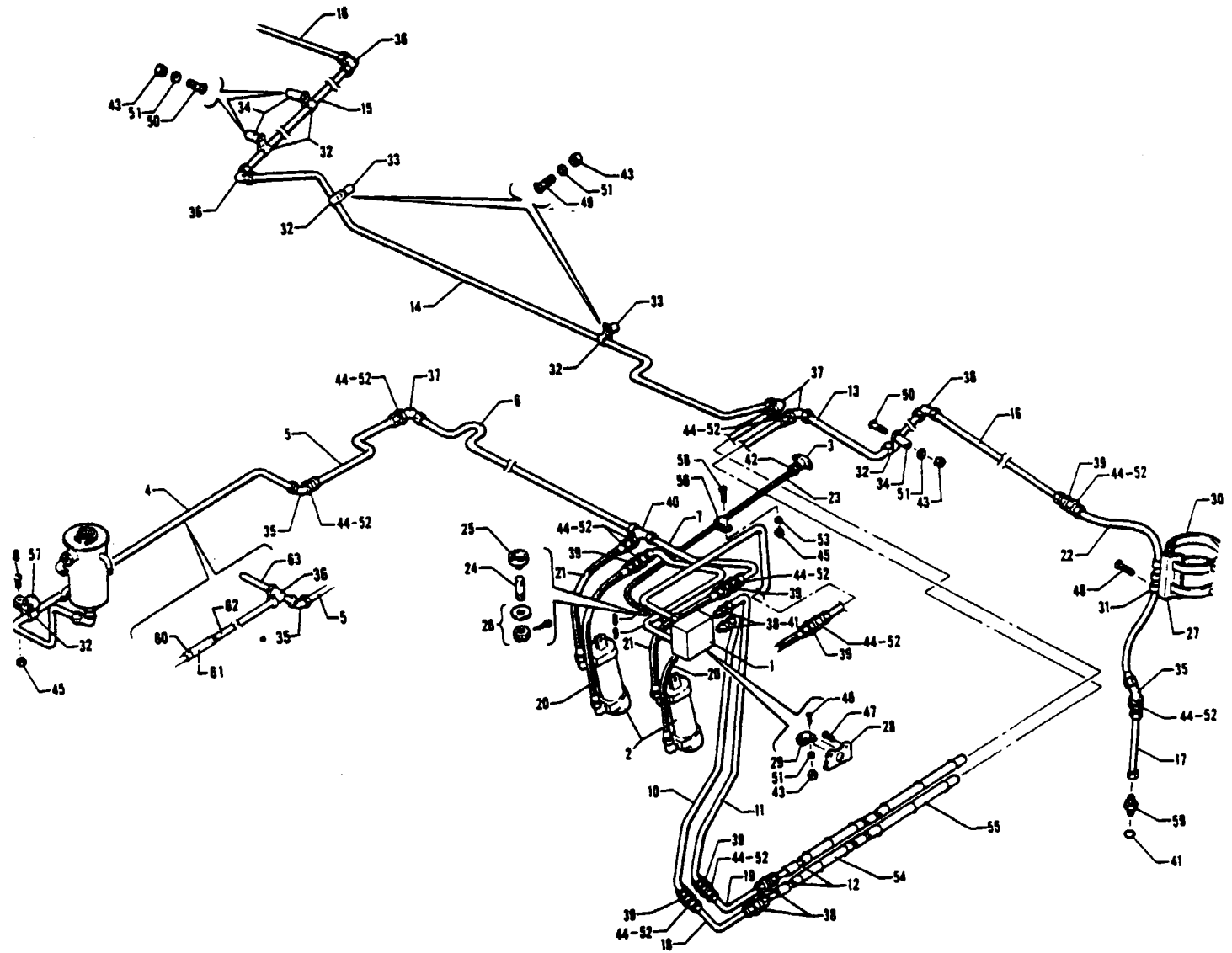


Figure 49 Brake System Installation

REVISED: FEBRUARY 1981

PA-31T
PA-31T1
PA-31T2

PIPER PARTS CATALOG

CODE EXPLANATIONS FOR FIGURE 49

- A - Used on PA-31T only
- B - Used on PA-31T1 only
- C - Used on PA-31T2 only
- D - Used if Cleveland wheels and brakes are installed
- E - Used on PA-31T with serial numbers 31T-7400002 to 31T-7920004 inclusive, and PA-31T1 with serial numbers 31T-7804001 to 31T-7804011 inclusive
- F - Used on PA-31T with serial numbers 31T-7920005 and up, PA-31T1 with serial numbers 31T-7904001 to 31T-8304003 inclusive, 31T-1104004 and up, and PA-31T2
- G - Used on PA-31T with serial numbers 31T-7400002 to 31T-7820092 inclusive, and PA-31T1 with serial numbers 31T-7804001 to 31T-7804011 inclusive
- H - Used on PA-31T with serial numbers 31T-7920001 and up, PA-31T1 with serial numbers 31T-7904001 to 31T-8304003 inclusive, 31T-1104004 and up, and PA-31T2
- J - See Figure 51 for component parts
- K - See Figure 50 if dual brake is installed
- L - Used if Goodyear wheels and brakes are installed
- M - Used if Goodrich wheels and brakes are installed
- N - Used on PA-31T with serial numbers 31T-7400002 and up, PA-31T1 with serial numbers 31T-7804001 to 31T-8104101 inclusive, and PA-31T2
- O - Used on PA-31T1 with serial numbers 31T-8304001 to 31T-8304003 inclusive, 31T-1104004 and up

PIPER PARTS CATALOG

Figure and Index Number	Part Number	Code	NOMENCLATURE	No. Req.	SERIAL NUMBERS AFFECTED
49-	46837 29850	A,B C	DRAWING - Hydraulic Brake System Installation DRAWING - Hydraulic Brake System Installation		
-1	492 152	J	VALVE - Parking brake (060-00301)	1	
-2	455 943	E,J	MASTER CYLINDER ASSEMBLY - Brake (10-17)	2	
	455 967	F,J	MASTER CYLINDER ASSEMBLY - Brake (10-23)	2	
	455 971	F,J	MASTER CYLINDER ASSEMBLY - Brake (10-23A)	2	
-3	471 080		KNOB - Tee (KN578A)	1	
-4	46413-00	A,B	LINE ASSEMBLY - Hydraulic brake	1	
-5	45920-00	G	LINE ASSEMBLY - Hydraulic brake	1	
	45925-03	H	LINE ASSEMBLY - Hydraulic brake	1	
-6	45925-02	K	LINE ASSEMBLY - Hydraulic brake	1	
-7	42094-00	A,B,K	LINE ASSEMBLY - Hydraulic brake	1	
	29964-02	C,K	LINE ASSEMBLY - Hydraulic brake	1	
-8	45921-00		LINE ASSEMBLY - Hydraulic brake	1	
-9	45897-00		LINE ASSEMBLY - Hydraulic brake	1	
-10	46408-00		LINE ASSEMBLY - Hydraulic brake	1	
-11	46407-00		LINE ASSEMBLY - Hydraulic brake	1	
-12	42300-06	A,B	LINE ASSEMBLY - Hydraulic brake	2	
	42300-09	C	LINE ASSEMBLY - Hydraulic brake	2	
-13	46730-00	A,B	LINE ASSEMBLY - Hydraulic brake	1	
	81547-02	C	LINE ASSEMBLY - Hydraulic brake	1	
-14	46724-00	A,B	LINE ASSEMBLY - Hydraulic brake	1	
	81912-02	C	LINE ASSEMBLY - Hydraulic brake	1	
-15	46725-00		LINE ASSEMBLY - Hydraulic brake	1	
-16	42300-03		LINE ASSEMBLY - Hydraulic brake	2	
-17	47556-00	A,B,L	LINE ASSEMBLY - Hydraulic brake	2	
	17766-110	A,B,D	HOSE ASSEMBLY - Hydraulic brake	2	
	17766-112	C,M	HOSE ASSEMBLY - Hydraulic brake	2	
-18	46828-00		LINE ASSEMBLY - Hydraulic brake, right	1	
-19	46829-00		LINE ASSEMBLY - Hydraulic brake, left	1	
-20	565 226		HOSE ASSEMBLY - Flexible (80026-06)	2	
-21	565 225		HOSE ASSEMBLY - Flexible (80026-07)	2	
-22	17766-73		HOSE ASSEMBLY - Flexible, hydraulic brake	2	
-23	18775-03		CABLE ASSEMBLY - Parking brake	1	
-24	42809-00		STUD - Swivel fitting	1	
-25	70371-02		FITTING - Swivel	1	
-26	424 051		PIN - Cotter (MS24665-132)	1	
	407 584		WASHER - (AN860-10L)	1	
	404 100		NUT - (AN310-3)	1	
-27	41220-00		BRACKET ASSEMBLY	2	
-28	45853-00		BRACKET	1	
-29	454 887		CLAMP - (A4886S-3-1)	1	
-30	554 874		CLAMP - (SAE TY F56SS)	4	
-31	454 933		CLAMP - (A4980S-8-91)	6	
-32	454 929	A,B	CLAMP - (A4980S-4-91)	6	
	454 929	C	CLAMP - (A4980S-4-91)	5	
-33	42129-11		BUSHING	2	
-34	42129-12		BUSHING	3	
-35	458 910		ELBOW - 45° (AN837-4D)	3	
-36	458 880	A,B	ELBOW - 90° (AN821-4D)	3	
	458 880	C	ELBOW - 90° (AN821-4D)	4	
-37	458 900		ELBOW - 90° (AN833-4D)	3	
-38	491 050		UNION - (AN815-4D)	4	
-39	491 060		UNION - (AN832-4D)	7	
-40	488 383	K	TEE - (AN834-4D)	1	
-41	462 027		GASKET - (AN6290-4)	4	
-42	404 224		NUT - (AN315-3R)	1	

When ordering, always specify Part Number, Description and Serial Number of Aircraft

PIPER PARTS CATALOG

Figure and Index Number	Part Number	Code	NOMENCLATURE	No Req	SERIAL NUMBERS AFFECTED
49-43	404 887		NUT - (MS20365-1032C)	6	
-44	477 618		NUT - (AN924-4D)	14	
-45	404 910		NUT - (MS20365-832C)	2	
-46	411 532		SCREW - (MS35207-263)	1	
-47	417 703		SCREW - (AN526-1032R26)	2	
-48	411 530		SCREW - (MS35207-261)	6	
-49	416 998		SCREW - (AN526-1032R18)	2	
-50	411 539		SCREW - (MS35207-270)	3	
-51	407 564		WASHER - (AN960-10)	6	
-52	407 568		WASHER - (AN960-716)	14	
-53	407 563		WASHER - (AN960-8)	1	
-54	80000-06	N	TUBE - Rubber, anti-chafing (9 00" L)	2	
	80000-09	O	TUBE - Rubber, anti-chafing (3 00" L)	10	
-55	80000-07	N	TUBE - Rubber, anti-chafing (11 00" L)	2	
	80000-11	O	TUBE - Rubber, anti-chafing (14 00" L)	2	
-56	454 887		CLAMP - Brake cable (PS10017-1-3)	1	
-57	454 930	A,B	CLAMP - (A4980S-6-91)	1	
-58	415 535		SCREW - (MS35206-245)	2	
-59	491 050	L,M	UNION - (AN815-4D)	2	
	491 055	D	UNION - (AN815-4)	2	
-60	554 576	C	CLAMP - (PS10017-20-8)	2	
-61	16633-76	C	HOSE - Flexible	1	
-62	80004-49	C	LINE ASSEMBLY - Hydraulic	1	
-63	29782-02	C	LINE ASSEMBLY - Hydraulic	1	

When ordering, always specify Part Number, Description and Serial Number of Aircraft

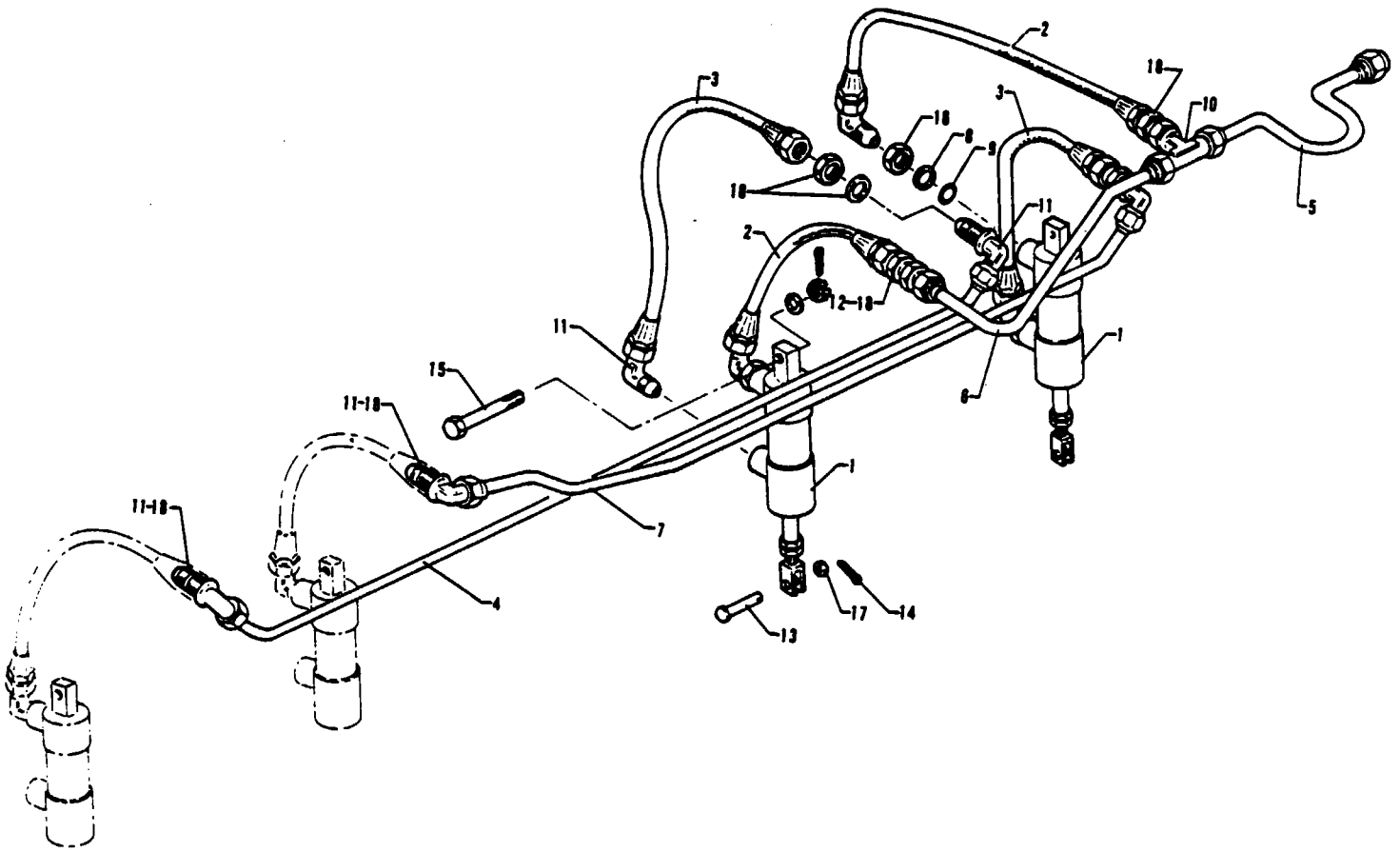


Figure 50 Dual Brake Installation

PIPER PARTS CATALOG

CODE EXPLANATIONS FOR FIGURE 50

- A - Used on PA-31T only
- B - Used on PA-31T1 only
- C - Used on PA-31T2 only
- D - See Figure 51 for component parts
- E - Used on PA-31T with serial numbers 31T-7400002 to 31T-7920004 inclusive, and PA-31T1 with serial numbers 31T-7804001 to 31T-7804011 inclusive
- F - Used on PA-31T with serial numbers 31T-7920005 and up, PA-31T1 with serial numbers 31T-7904001 to 31T-8304003 inclusive, 31T-1104004 and up, and PA-31T2

PIPER PARTS CATALOG

Figure and Index Number	Part Number	Code	NOMENCLATURE	No. Req.	SERIAL NUMBERS AFFECTED
50-	47245		DRAWING - Dual Brake Installation		
-1	455 943	D,E	MASTER CYLINDER ASSEMBLY - Brake (10-17)	2	
	455 967	D,F	MASTER CYLINDER ASSEMBLY - Brake (10-23)	2	
	455 971	D,F	MASTER CYLINDER ASSEMBLY - Brake (10-23A)	2	
-2	565 225		HOSE ASSEMBLY - Brake cylinder, upper port (80026-07)	2	
-3	565 226		HOSE ASSEMBLY - Brake cylinder, lower port (80026-06)	2	
-4	42062-00	A,B	TUBE ASSEMBLY - Hydraulic brake	1	
	29698-02	C	TUBE ASSEMBLY - Hydraulic brake	1	
-5	45925-00		TUBE ASSEMBLY - Hydraulic brake	1	
-6	42064-00		TUBE ASSEMBLY - Hydraulic brake	1	
-7	42065-00		TUBE ASSEMBLY - Hydraulic brake	1	
-8	484 752		RING - (AN6291-4)	4	
-9	462 027		GASKET - (AN6290-4)	4	
-10	488 383		TEE - (AN834-4D)	1	
-11	458 900		ELBOW - (AN833-4D)	8	
-12	491 060		UNION - (AN832-4D)	1	
-13	424 176		PIN - Flat head (AN393-15)	2	
-14	424 051		PIN - Cotter (AN380-2-2)	2	
-15	400 116		BOLT - (AN4-23)	2	
	407 565		WASHER - (AN960-416)	2	
	404 101		NUT - (AN310-4)	2	
	424 052		PIN - Cotter (AN380-2-3)	2	
-16	477 676		NUT - (AN6289-D4)	4	
-17	407 584		WASHER - (AN960-10L)	2	
-18	477 618		NUT - (AN924-4D)	6	
	407 568		WASHER - (AN960-716)	6	

When ordering, always specify Part Number, Description and Serial Number of Aircraft

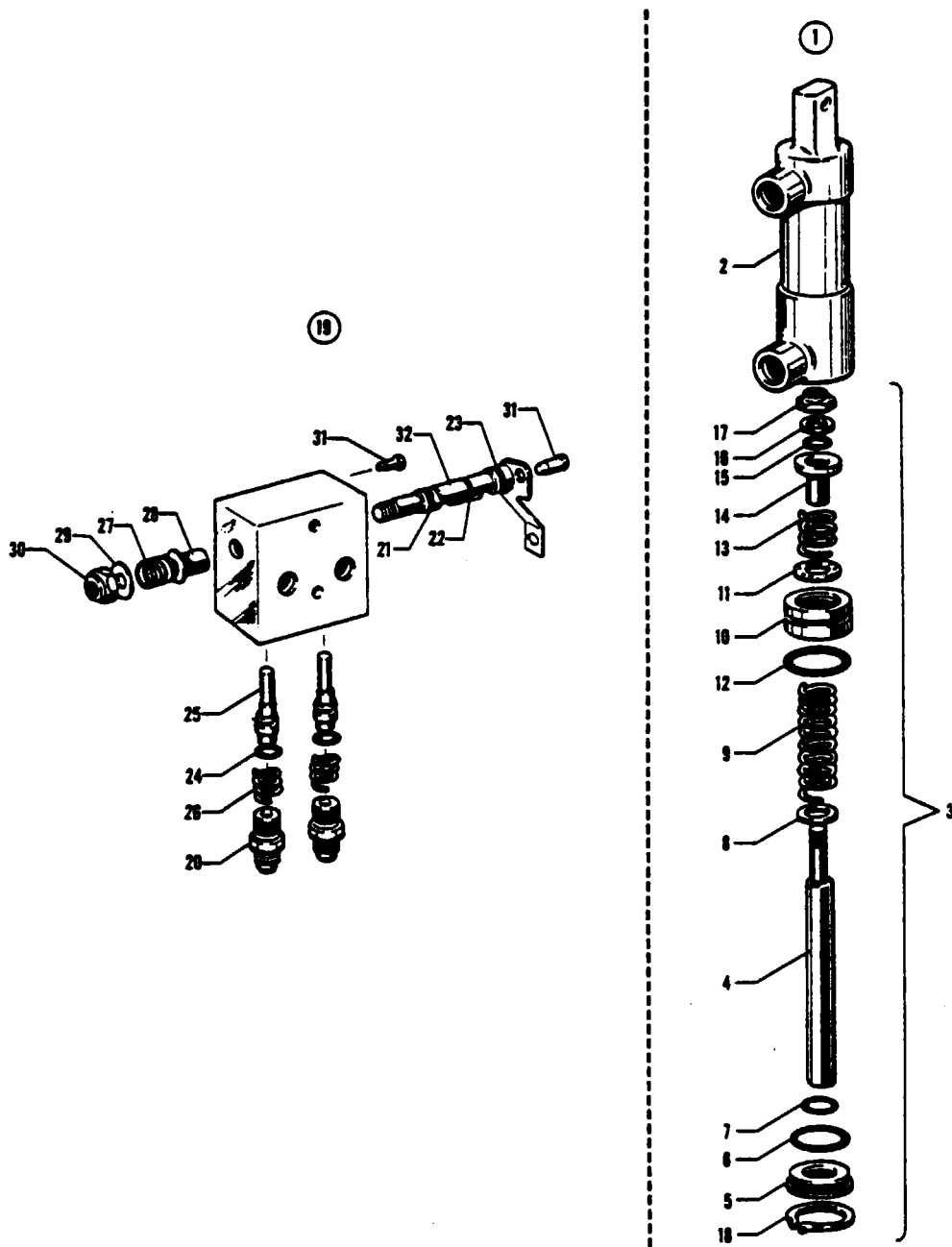


Figure 51 Master Cylinder and Parking Brake Valve

PIPER PARTS CATALOG

CODE EXPLANATIONS FOR FIGURE 51

- A - Used on PA-31T with serial numbers 31T-7400002 to 31T-7920004 inclusive, and PA-31T1 with serial numbers 31T-7804001 to 31T-7804011 inclusive
- B - Used on PA-31T with serial numbers 31T-7920005 and up, PA-31T1 with serial numbers 31T-7904001 to 31T-8304003 inclusive, 31T-1104004 and up, and PA-31T2
- C - Used with Master Cylinder Assembly Part No 10-17 only
- D - Used with Master Cylinder Assembly Part No 10-23 only
- E - Used with Master Cylinder Assembly Part No 10-23A only

PIPER PARTS CATALOG

Figure and Index Number	Part Number	Code	NOMENCLATURE	No. Req.	SERIAL NUMBERS AFFECTED
51-1	455 943	A	MASTER CYLINDER ASSEMBLY - Brake (10-17)	2	
	455 967	B	MASTER CYLINDER ASSEMBLY - Brake (10-23)	2	
	455 971	B	MASTER CYLINDER ASSEMBLY - Brake (10-23A)	2	
-2	753 960	C	* CYLINDER ASSEMBLY - Hydraulic (189-10)	1	
	763 253	D	* CYLINDER ASSEMBLY - Hydraulic (189-25)	1	
	763 309	E	* CYLINDER ASSEMBLY - Hydraulic (144-36)	1	
-3	755 952	C	* ROD ASSEMBLY - Piston (182-8)	1	
	762 573	D,E	* ROD ASSEMBLY - Piston (182-24)	1	
-4	755 953		* * ROD - Piston (142-7)	1	
-5	751 890		* * GLAND - Packing (141-8)	1	
-6	484 730		* * "O" RING - (AN6227-14)	1	
-7	484 701		* * "O" RING - (AN6227-7)	1	
-8	407 567		* * WASHER - (AN960-616)	1	
-9	756 259		* * SPRING - (82-19)	1	
-10	757 219	C	* * PISTON - (148-8)	1	
	763 441	D,E	* * PISTON - (148-26)	1	
-11	753 215		* * WASHER - (95-251)	1	
-12	484 896	C	* * "O" RING - (AN6227-13)	1	
	484 730	D,E	* * "O" RING - (AN6227-14)	1	
-13	756 119		* * SPRING - (82-10)	1	
-14	756 508		* * VALVE - (148-5)	1	
-15	752 735		* * "O" RING - (AN6227-3) (484 707)	1	
-16	407 564		* * WASHER - (AN960-10)	1	
-17	404 835		* * NUT - (AN364-1032)	1	
-18	755 955		* RING - Retaining (IRR3000-100) (155-11)	1	
-19	492 152		VALVE ASSEMBLY - Parking brake (060-00301)	1	
-20	476 648		* FITTING - Tube (AN816-40)	2	
-21	752 735		* "O" RING - (AN6227-3) (484 707)	1	
-22	484 700		* "O" RING - (AN6227-5)	1	
-23	484 708		* "O" RING - (AN6227-6)	1	
-24	755 908		* "O" RING - (AN6227-1)	2	
-25	753 110		* VALVE - (148-2)	2	
-26	762 333		* SPRING - (82-44)	2	
-27	756 119		* SPRING - (82-10)	1	
-28	751 445		* BUSHING - (145-7)	1	
-29	407 564		* WASHER - (AN960-10)	2	
-30	404 835		* NUT - (AN364-1032)	1	
-31	757 238		* PIN - (177-2)	2	
-32	757 879		* CAM ASSEMBLY - Valve (181-00301)	1	

When ordering, always specify Part Number, Description and Serial Number of Aircraft

PIPER PARTS CATALOG

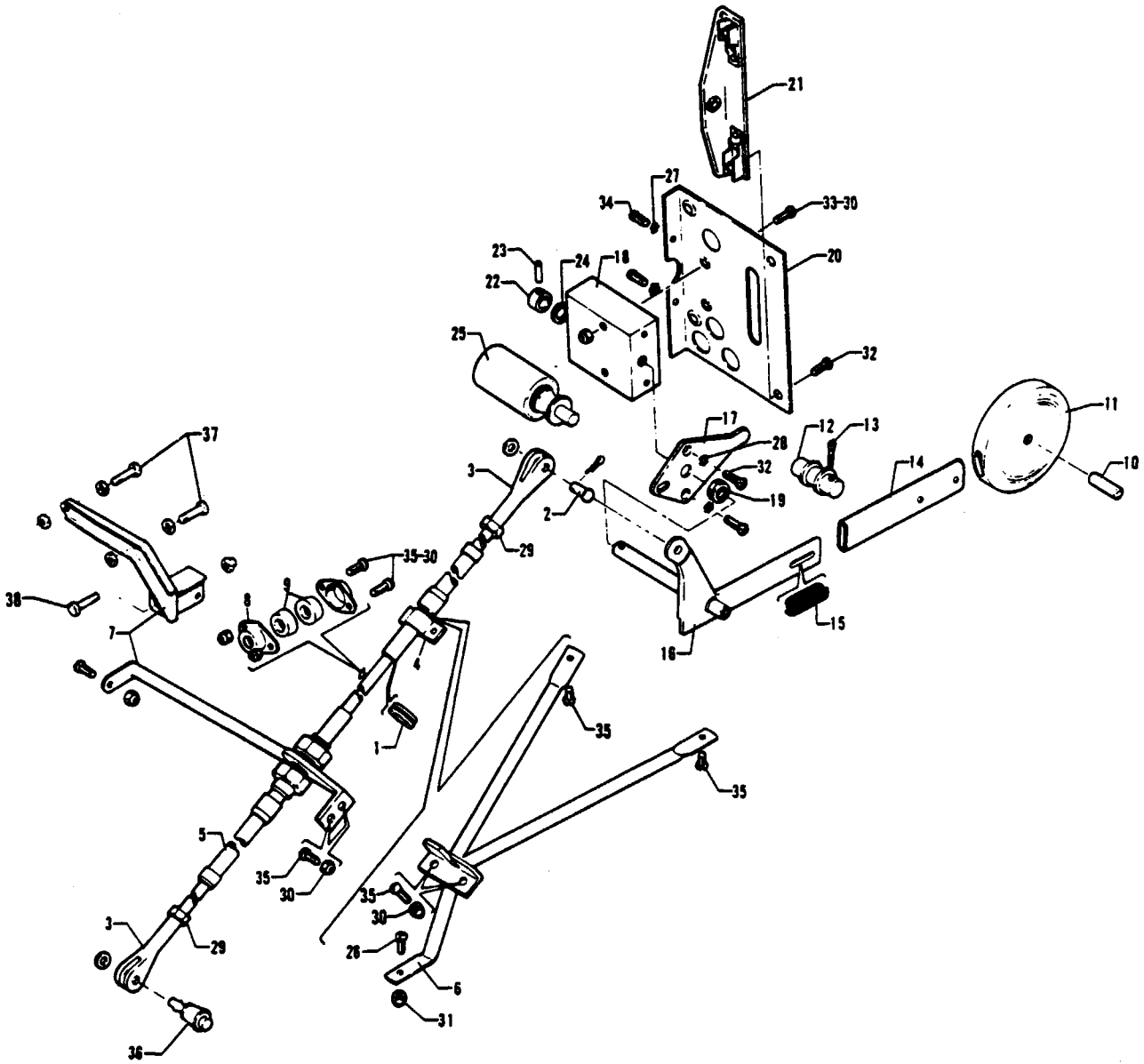


Figure 52 Landing Gear Selector Mechanism Installation

PIPER PARTS CATALOG

CODE EXPLANATIONS FOR FIGURE 52

- A - Used on PA-31T and PA-31T1 with serial numbers 31T-7804001 to 31T-8104101 inclusive
- B - Used on PA-31T1 with serial numbers 31T-8304001 to 31T-8304003 inclusive. 31T-1104004 and up
- C - Used on PA-31T2 only

PIPER PARTS CATALOG

Figure and Index Number	Part number	Code	NOMENCLATURE	No Req	SERIAL NUMBERS AFFECTED
52-	46260	A	DRAWING - Landing Gear Selector Mechanism Installation		
	01620	B	DRAWING - Landing Gear Selector Mechanism Installation		
	81265	C	DRAWING - Landing Gear Selector Mechanism Installation		
-1	434 134		GROMMET - (MS35489-11)	1	
-2	424 175		PIN - (MS20392-2C13)	1	
	407 584		WASHER - (AN960-10L)	1	
	424 051		PIN - Cotter (MS24665-132)	1	
-3	488 327		TERMINAL - (AN665-21R)	2	
-4	18219-02		CLAMP - Control cable	1	
-5	47132-00	A	CABLE ASSEMBLY - Flexible, push-pull	1	
	47132-03	B	CABLE ASSEMBLY - Flexible, push-pull	1	
	55416-02	C	CABLE ASSEMBLY - Flexible, push-pull	1	
-6	46258-00		BRACKET ASSEMBLY - Hydraulic powerpak control	1	
-7	45911-00	A	BRACKET ASSEMBLY - Powerpak control	1	
	01549-02	B	BRACKET - Powerpak control	1	
	01098-02	C	BRACKET ASSEMBLY - Powerpak control	1	
-8	22103-02	A.C	PLATE	2	
-9	22104-08	A.C	GROMMET	2	
-10	480 738		ROLL PIN - (59-040-187-0500)	1	
-11	571 077		KNOB - (OAS294-078-1)	1	
-12	41228-00		STOP PIN	1	
-13	424 050	A.C	COTTER PIN - (AN380-2-1)	1	
	424 051	B	COTTER PIN - (MS24665-132)	1	
	407 584		WASHER - (AN960-10L)	1	
-14	41089-00		SLEEVE	1	
-15	487 464		SPRING - (LC-026B-11)	1	
-16	46259-00		LEVER ASSEMBLY - Landing gear control	1	
-17	41139-00		STOP - Gear selector lever	1	
-18	41138-00		BLOCK - Lever mounting	1	
-19	407 566		WASHER - (AN960-516)	AR	
-20	46257-00		PLATE ASSEMBLY - Mounting	1	
-21	46256-00		ANGLE ASSEMBLY - Mounting	1	
-22	46255-00		BUSHING	1	
-23	480 705		ROLL PIN - (59-028-125-0500)	1	
-24	408 815		WASHER - (3502-18-04)	1	
-25	487 155		SOLENOID - (L-3011)	1	
-26	411 532		SCREW - (MS35207-263)	3	
-27	407 134		LOCK WASHER - (AN936-A8)	2	
-28	407 151		LOCK WASHER - (AN936-D8)	2	
-29	404 224		NUT - (AN315-3R)	2	
-30	404 910	A	NUT - (MS20365-832C)	9	
	404 910	B	NUT - (MS20365-832C)	8	
	404 910	C	NUT - (MS20365-832C)	6	
-31	404 887		NUT - (MS20365-1032)	1	
-32	414 763		SCREW - (MS24693-S50)	6	
-33	414 722		SCREW - (MS24693-S56)	2	
-34	415 533		SCREW - (MS35206-243)	2	
-35	415 535	A	SCREW - (MS35206-245)	7	
	415 535	B	SCREW - (MS35206-245)	6	
	415 535	C	SCREW - (MS35206-245)	4	
-36	53599-00		PIN - Cable attachment	1	
-37	401 307	C	BOLT - (AN4-4A)	2	
	407 044	C	WASHER - (MS35338-44)	2	
-38	400 002	C	BOLT - (AN4-5A)	1	
	404 888	C	NUT - (MS20365-428C)	1	

When ordering, always specify Part Number, Description and Serial Number of Aircraft

THIS PAGE INTENTIONALLY LEFT BLANK

PIPER PARTS CATALOG

THIS PAGE INTENTIONALLY LEFT BLANK

THIS PAGE INTENTIONALLY LEFT BLANK

PIPER PARTS CATALOG

THIS PAGE INTENTIONALLY LEFT BLANK

PIPER PARTS CATALOG

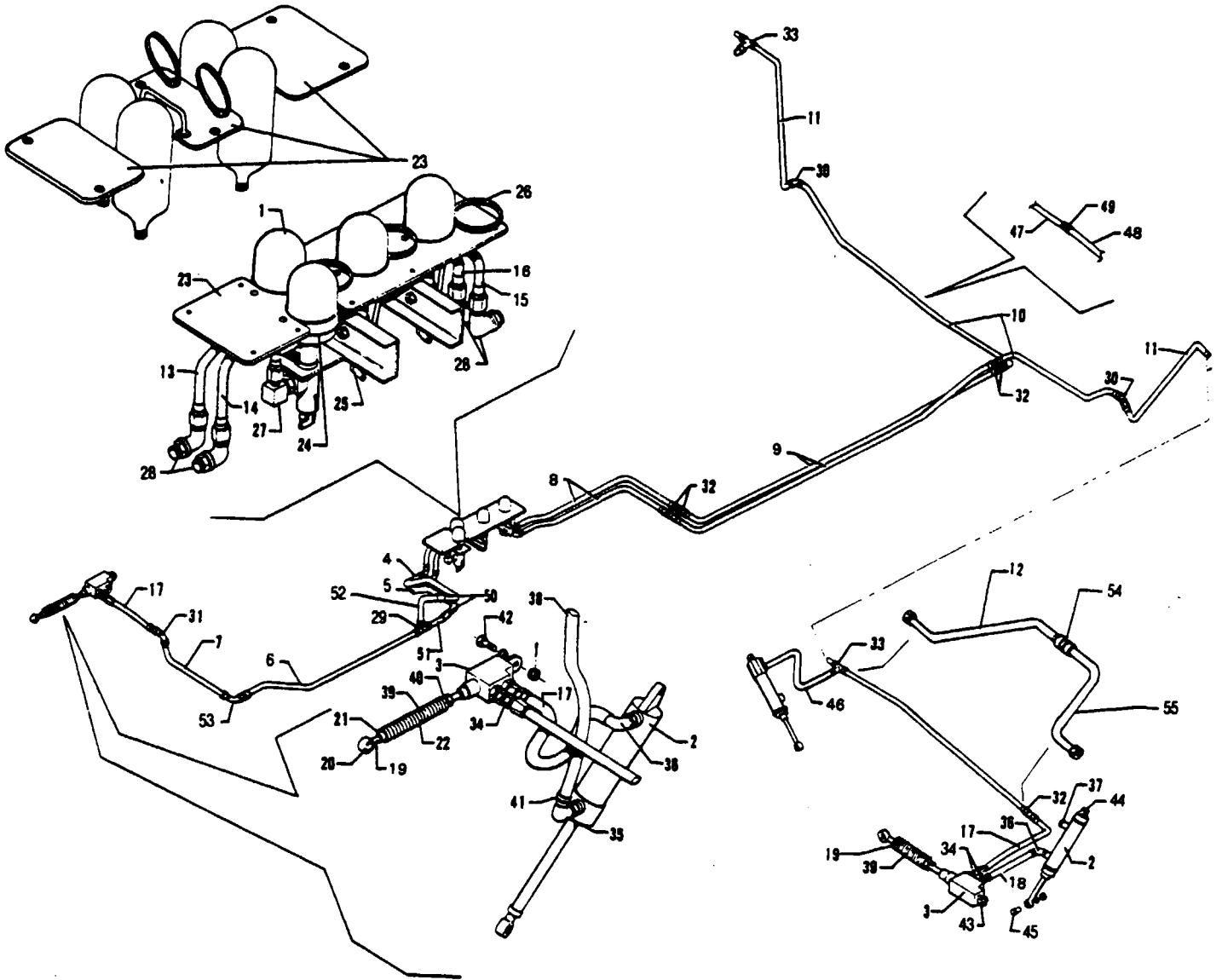


Figure 52A Emergency Gear Extension System Installation

REVISED: OCTOBER 1982

PIPER PARTS CATALOG

CODE EXPLANATIONS FOR FIGURE 52A

- A - See Figure 52B for component parts
- B - Used on PA-31T2 with serial numbers 31T-8166063 to 31T-8166076 inclusive, 31T-1166001 and up
- C - Used on PA-31T2 with serial numbers 31T-8166005 to 31T-8166076 inclusive, 31T-1166001 and up

PIPER PARTS CATALOG

Figure and Index Number	Part Number	Code	NOMENCLATURE	No Req	SERIAL NUMBERS AFFECTED
52A-	29570 29440 29445		DRAWING - Emergency Gear Extender Installation DRAWING - Main Landing Gear Installation DRAWING - Nose Landing Gear Installation		
-1	455 973		CYLINDER ASSEMBLY - Nitrogen (CC-508-3)	4	
-2	552 514	A	ACTUATOR ASSEMBLY - Emergency extension (MTC2225)	3	
-3	551 968	A	ACTUATOR ASSEMBLY - Emergency uplock release (WTC2215-1)	3	
-4	81781-02		LINE ASSEMBLY - Emergency gear extension, nose	1	
-5	81783-02		LINE ASSEMBLY - Emergency gear extension, nose	1	
-6	81436-02		LINE ASSEMBLY - Emergency gear extension, nose	1	
-7	01156-02		LINE ASSEMBLY - Emergency gear extension, nose	1	
-8	29553-02		LINE ASSEMBLY - Emergency gear extension, left main gear	1	
	29554-02		LINE ASSEMBLY - Emergency gear extension, right main gear	1	
-9	29545-02		LINE ASSEMBLY - Emergency gear extension, left main gear	1	
	29546-02		LINE ASSEMBLY - Emergency gear extension, right main gear	1	
-10	29533-02		LINE ASSEMBLY - Emergency gear extension, left main gear	1	
	29534-02		LINE ASSEMBLY - Emergency gear extension, right main gear	1	31T-8166001 to 31T-8166004 incl
-11	29535-02		LINE ASSEMBLY - Emergency gear extension, left main gear	1	31T-8166001 to 31T-8166062 incl
	29535-03		LINE ASSEMBLY - Emergency gear extension, right main gear	1	31T-8166001 to 31T-8166062 incl
	01787-02	B	LINE ASSEMBLY - Emergency gear extension	2	
-12	29536-02		LINE ASSEMBLY - Emergency gear extension, left main gear	1	31T-8166001 to 31T-8166062 incl
	29536-03		LINE ASSEMBLY - Emergency gear extension, right main gear	1	31T-8166001 to 31T-8166062 incl
	01786-02	B	LINE ASSEMBLY - Emergency gear extension	2	
-13	81428-02		LINE ASSEMBLY - Emergency gear extension, nose	1	31T-8166001 to 31T-8166062 incl
	01242-02	B	LINE ASSEMBLY - Emergency gear extension, nose	1	
-14	81431-02		LINE ASSEMBLY - Emergency gear extension, nose	1	31T-8166001 to 31T-8166062 incl
	01244-02	B	LINE ASSEMBLY - Emergency gear extension, nose	1	
-15	81427-02		LINE ASSEMBLY - Emergency gear extension, left main gear	1	31T-8166001 to 31T-8166062 incl
	01244-02	B	LINE ASSEMBLY - Emergency gear extension, left main gear	1	
-16	81425-02		LINE ASSEMBLY - Emergency gear extension, right main gear	1	31T-8166001 to 31T-8166062 incl
	01244-02	B	LINE ASSEMBLY - Emergency gear extension, right main gear	1	
-17	17766-110		HOSE ASSEMBLY - Flexible	4	
-18	17766-91		HOSE ASSEMBLY - Flexible	2	
-19	81947-02		ROD ASSEMBLY - Unlock actuator, nose gear	1	
	71228-02		ROD ASSEMBLY - Unlock actuator, main gear	2	
-20	452 383		* BEARING - Rod end (PAC24166-00)	1	
-21	404 225		* NUT - Jam (AN315-4R)	1	
-22	480 739		* ROLL PIN - (59-040-187-0625)	1	
-23	81447-02		PLATE ASSEMBLY - Emergency gear extension cylinder mounting	1	31T-8166001 to 31T-8166062 incl
	01247-04	B	PLATE - Emergency gear extension cylinder mounting, forward	1	
	01247-03	B	PLATE - Emergency gear extension cylinder mounting, center	1	
	01247-02	B	PLATE - Emergency gear extension cylinder mounting, aft	1	
-24	554 615		* CLAMP - (MSP6202-3)	4	31T-8166001 to 31T-8166062 incl
-25	81604-03		EXTENDER ASSEMBLY - Emergency gear	3	31T-8166001 to 31T-8166062 incl
	81604-02		EXTENDER ASSEMBLY - Emergency gear, co-pilot side, nose nitrogen cylinder	1	31T-8166001 to 31T-8166062 incl
	467 029	B	EXTENDER ASSEMBLY - (COA1812-138-50)	4	
-26	484 648		RING - Key	3	31T-8166001 to 31T-8166062 incl
	484 648	B	RING - Key	2	
-27	558 785		ADAPTER - (RA-2000-4)	4	
	686 016		SEAL - Aluminum (7-A-4)	4	

When ordering, always specify Part Number, Description and Serial Number of Aircraft

PIPER PARTS CATALOG

Figure and Index Number	Part Number	Code	NOMENCLATURE	No Req	SERIAL NUMBERS AFFECTED
52A-28	458 900		ELBOW - (AN833-4D) 90 degree	4	
	407 568		WASHER - (AN960-716)	4	
	477 618		NUT - (AN924-4D)	4	
-29	488 320		TEE - (AN824-4D)	1	
-30	458 910		ELBOW - (AN837-4D) 45 degree	2	
	407 568		WASHER - (AN960-716)	2	
	477 618		NUT - (AN924-4D)	2	
-31	458 900		ELBOW - (AN833-4D)	1	
	477 618		NUT - (AN924-4D)	1	
-32	491 060		UNION - (AN832-4D)	6	
	407 568		WASHER - (AN960-716)	6	
	477 618		NUT - (AN924-4D)	6	
-33	488 320		TEE - (AN824-4D)	2	31T-8166001 to 31T-8166062 incl
	488 311	B	TEE - (AN804-4D)	2	
	407 568	B	WASHER - (AN960-716)	2	
	477 618	B	NUT - (AN924-4D)	2	
-34	484 351		REDUCER - (AN919-2D)	6	
	462 026		GASKET - (AN6290-3)	6	
-35	558 850		ELBOW - (AN838-4D)	1	
	462 027		GASKET - (AN6290-4)	1	
	484 752		RING - Back up (AN6291-4)	1	
	477 676		NUT - (AN6289-D4)	1	
-36	81355-02		ELBOW - Special (with Jet insert)	3	
	462 027		GASKET - (AN6290-4)	3	
	484 752		RING - Back-up (AN6291-4)	3	
	477 676		NUT - (AN6289-D4)	3	
-37	560 969		FILTER - Air (2148003-1)	2	
-38	80006-51		TUBE - Flexible	1	
-39	453 206		BOOT - Dust (ONN-401-4-13-2)	3	
-40	454 924		CLAMP - Dust boot attachment (A3122-10-1)	3	
-41	554 778		CLAMP - (SAE TY F-4SS)	1	
-42	400 057		BOLT - Unlock actuator attachment (AN3-12)	1	
	407 564		WASHER - (AN960-10)	1	
	404 100		NUT - (AN310-3)	1	
	424 051		COTTER PIN - (MS24665-132)	1	
-43	400 444		BOLT - Unlock actuator attachment (AN3-13A)	2	
	407 564		WASHER - (AN960-10)	2	
	49999-44		BUSHING - Spacer	2	
	404 887		NUT - (MS20365-1032C)	2	
-44	401 193		BOLT - Emergency gear extension actuator attachment (AN5-15A)	2	
	407 566		WASHER - (AN960-516)	4	
	42129-03		BUSHING	4	
	404 889		NUT - (MS20365-524C)	2	
-45	401 312		BOLT - Emergency gear extension actuator arm attachment (AN4-12A)	2	
	407 565		WASHER - (AN960-416)	2	
	404 888		NUT - (MS20365-428C)	2	
-46	17766-113		HOSE ASSEMBLY - Flexible, main gear door emergency extension	2	
-47	82009-02	C	LINE ASSEMBLY - Emergency gear extension, right main gear	1	
-48	82008-02	C	LINE ASSEMBLY - Emergency gear extension, right main gear	1	
-49	491 050		UNION - (AN815-4D)	1	31T-8166005 to 31T-8166062 incl
-50	492 163		VALVE - Check (2C5040)	2	
-51	80004-56		TUBE ASSEMBLY - Emergency gear extension, nose	1	
-52	82073-02		LINE ASSEMBLY - Emergency gear extension, nose	1	

When ordering, always specify Part Number, Description and Serial Number of Aircraft

PIPER PARTS CATALOG

Figure and Index Number	Part Number	Code	NOMENCLATURE	No Req	SERIAL NUMBERS AFFECTED
52A-53	458 900		ELBOW - (AN833-4D) 90 degree	1	
	407 568		WASHER - (AN960-716)	1	
	477 618		NUT - (AN924-4D)	1	
-54	491 050	B	UNION - (AN815-4D)	2	
-55	01785-02	B	LINE ASSEMBLY - Emergency gear extension	2	

When ordering, always specify Part Number, Description and Serial Number of Aircraft

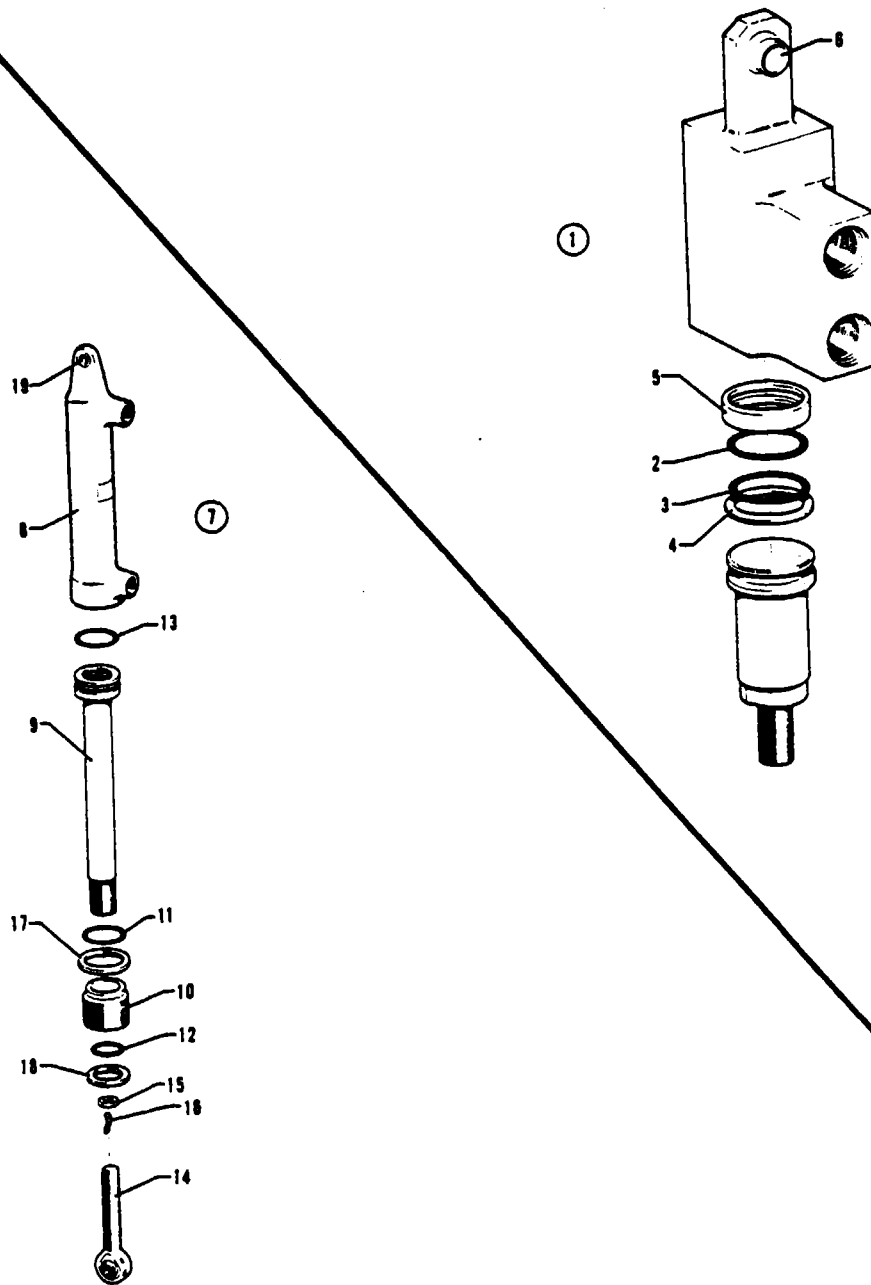


Figure 52B Emergency Gear Extension System Components

PIPER PARTS CATALOG

CODE EXPLANATIONS FOR FIGURE 52B

V - These parts must be ordered from Service Spares Department, Piper Aircraft Corporation, Vero Beach, Florida

PIPER PARTS CATALOG

Figure and Index Number	Part Number	Code	NOMENCLATURE	No. Req.	SERIAL NUMBERS AFFECTED
52B-1	551 968		ACTUATOR ASSEMBLY - Emergency uplock release (WTC2215-1)	3	
-2	752 584	V	* "O" RING - (MS28775-113)	1	
-3	484 848		* "O" RING - (MS28775-018)	1	
-4	782 615		* RETAINER - Back-up (MS28774-016)	1	
-5	782 425		* SEAL - Double Delta (S30661-113N)	1	
-6	758 527		* BEARING - (LHB-3SBY-1M)	1	
-7	552 514		ACTUATOR ASSEMBLY - Emergency extension (WTC2225)	3	
-8	783 211		* CYLINDER ASSEMBLY - (2115001-1)	1	
-9	783 510		* PISTON - (2225001-1)	1	
-10	783 208		* CAP - End (2115003-1)	1	
-11	752 588		* "O" RING - (MS28775-124)	1	
-12	782 621		* RING - Seal (7114FS-972-T)	1	
-13	782 622		* RING - Seal (7216MS-972-T)	1	
-14	782 554		* ROD END - (MXK-46-16A)	1	
-15	404 528		* NUT - (MS21042-6)	1	
-16	781 115		* KEY - (2115004-1)	1	
-17	782 541		* RING - Back-up (MS28774-124)	1	
-18	782 285		* SCRAPER - (S-11065-3)	1	
-19	453 845		* BUSHING - (NAS77-5-15)	2	

When ordering, always specify Part Number, Description and Serial Number of Aircraft

PIPER PARTS CATALOG

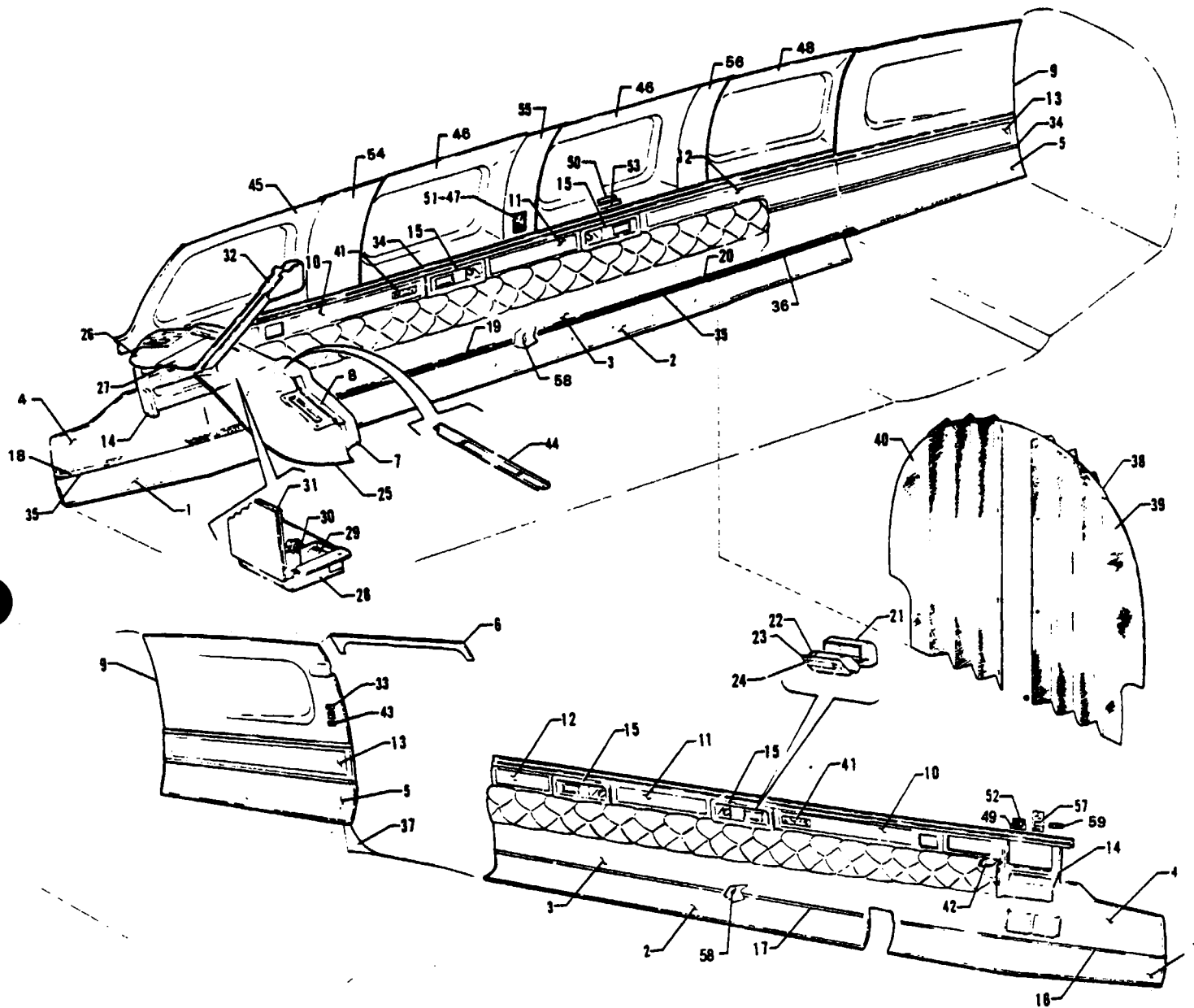


Figure 53 Cabin Interior Finishing Installation
(PA-31T - Serial Nos. 31T-7400002 to 31T-7620010 inclusive)

REVISED: MAY 1983

PIPER PARTS CATALOG

CODE EXPLANATIONS FOR FIGURE 53

- A - Serial number of aircraft must be supplied when ordering this part
- B - Used with contemporary and classic interiors only
- C - Used with continental interiors only
- D - Used if 7th seat is installed
- E - Used if toilet seat is installed
- F - When ordering, specify white or beige
- G - See Figure 33 if cabin door snubber is installed
- H - Used if shoulder harness assembly is installed
- J - See Figure 66 if folding table is installed

PIPER PARTS CATALOG

Figure and Index Number	Part Number	Code	NOMENCLATURE	No. Req.	SERIAL NUMBERS AFFECTED
53-	51300 48471		DRAWING - Cabin Interior Finishing Installation DRAWING - Window Trim Installation		
-1	48628-00 48390-00 48628-01 48390-01	A,C A,B A,C A,B	PANEL ASSEMBLY - Trim, lower forward, left PANEL ASSEMBLY - Trim, lower forward, left PANEL ASSEMBLY - Trim, lower forward, right PANEL ASSEMBLY - Trim, lower forward, right	1 1 1 1	
-2	48524-00 48378-00 48530-00 48388-00	A,C A,B A,C A,B	PANEL ASSEMBLY - Trim, center, left PANEL ASSEMBLY - Trim, center, left PANEL ASSEMBLY - Trim, center, right PANEL ASSEMBLY - Trim, center, right	1 1 1 1	
-3	48397-09 48397-12 48393-09	A A A	PANEL ASSEMBLY - Trim, center, left PANEL ASSEMBLY - Trim, center, right PANEL ASSEMBLY - Trim, center, right	1 1 1	31T-7400002 to 31T-7400007 incl. 31T-7400009 to 31T-7520002 incl. 31T-7400008, 31T-7520003 and up
-4	51215-00 51216-00	A A	PANEL ASSEMBLY - Trim, center forward, left PANEL ASSEMBLY - Trim, center forward, right	1 1	
-5	48392-00 48389-00	A A	PANEL ASSEMBLY - Trim, lower, left PANEL ASSEMBLY - Trim, lower, right	1 1	
-6	48369-00	F	PANEL ASSEMBLY - Interior trim, upper door	1	
-7	48732-00		PANEL ASSEMBLY - Instrument panel trim (complete)	1	
-8	48429-02 48429-04		STRIP - Instrument trim panel finishing, left STRIP - Instrument trim panel finishing, right	1 1	
-9	48455-00 48455-01	F F	PANEL - Trim, rear baggage compartment, left PANEL - Trim, rear baggage compartment, right	1 1	
-10	51220-00 51222-00		STRIP ASSEMBLY - Trim, upper forward, left STRIP ASSEMBLY - Trim, upper forward, right	1 1	
-11	48386-04 48386-03	D D	PANEL - Interior trim, upper, center, left and right PANEL - Interior trim, upper, center, right	2 1	
-12	48386-05 48390-02 48377-03 48390-03	D D E	PANEL - Interior trim, upper, center, left PANEL - Interior trim, upper, center, right PANEL - Interior trim, upper, center, right PANEL - Interior trim, upper, center, right	1 1 1 1	
-13	48377-02		PANEL - Interior trim, upper, left	1	
-14	51217-02 51219-00 51224-02 51226-00	A,B A,C A,B A,C	PANEL - Circuit protector trim, left, walnut supreme PANEL - Circuit protector trim, left PANEL - Circuit protector trim, right, walnut supreme PANEL - Circuit protector trim, right	1 1 1 1	
-15	48371-00 48371-01		TRIM COVER - Air vent and ash tray, left forward and right aft TRIM COVER - Air vent and ash tray, left aft and right forward	2 2	
-16	47224-00		STRIP - Panel trim, front, left	1	
-17	47224-02		STRIP - Panel trim, rear, left	1	
-18	47224-01		STRIP - Panel trim, front, right	1	
-19	47224-03		STRIP - Panel trim, center, right	1	
-20	47224-04		STRIP - Panel trim, rear, right	1	
-21	484 425		RETAINER ASSEMBLY - Ash tray (2A3310)	5	
-22	453 185		ASH TRAY AND SNUFFER ASSEMBLY - (2A17682)	5	
-23	480 284		PANEL - Ash tray front (2A16922)	5	
-24	42082-04		KNOB - Ash tray	5	

When ordering, always specify Part Number, Description and Serial Number of Aircraft

PIPER PARTS CATALOG

Figure and Index Number	Part Number	Code	NOMENCLATURE	No. Req.	SERIAL NUMBERS AFFECTED
53-25	48396-02		ACCESS PANEL ASSEMBLY - Left	1	
-26	51153-03		ACCESS PANEL ASSEMBLY - Right	1	
-27	51153-02		ACCESS PANEL ASSEMBLY - Center	1	
-28	53691-00		* BOX ASSEMBLY - Gear warning (complete)	1	
-29	53690-00		** SOLENOID ASSEMBLY - Gear warning	1	
-30	83302-86		** SPRING - Solenoid assembly	1	
-31	53685-00		** PLACARD - Landing gear unsafe	1	
-32	47131-00		COVER - Windshield panel trim	1	
-33	41433-00		PLACARD - "Overhead Light Switch"	1	
-34	41322-00		EXTRUSION - Side panel trim (6' length)	AR	
-35	43943-00		EXTRUSION - Side panel trim (6' length)	AR	
-36	46469-00		EXTRUSION - Side panel trim (6' length)	AR	
-37	48370-00	A	CARPET ASSEMBLY - Door trim	1	
-38	32547-00	C	EXTRUSION - Curtain track (6' length)	AR	
-39	53367-00	A,E	CURTAIN ASSEMBLY - Cabin divider, aft, left	1	
-40	53367-01	A,E	CURTAIN ASSEMBLY - Cabin divider, aft, right	1	
-41	44545-00		PLACARD - Aft facing seats	2	
-42	489 365		RECEIVER - Ash (65A2206)	1	
-43	53777-02		PLACARD - Interior identification (continental)	1	
	53777-03		PLACARD - Interior identification (classic)	1	
	53777-04		PLACARD - Interior identification (contemporary)	1	
-44	51981-02		BRACKET ASSEMBLY - Reinforcement, access panel	1	
-45	51249-00	F	MOULDING - Window, left front	1	
	48450-03	F	MOULDING - Window, right front	1	
-46	48421-02	F	MOULDING - Window	3	
-47	51270-00	F	TRIM COVER - Lighter	2	
-48	48451-04	F	MOULDING - Window, rear, right	1	
-49	48625-00		PLACARD - Anti-collision light	1	
-50	42457-00		PLACARD - Seat latching (581 270)	3	
-51	80246-02		PLACARD - Cigar lighter	2	
-52	54098-00		PLACARD - Armrest storage	1	
-53	80280-02		PLACARD - Seat limitation	1	
-54	48415-00	F	PANEL ASSEMBLY - Window trim, front, left	1	
	48579-00	F,H	PANEL ASSEMBLY - Window trim, front, left	1	
	48415-01	F	PANEL ASSEMBLY - Window trim, front, right	1	
	48579-01	F,H	PANEL ASSEMBLY - Window trim, front, right	1	
-55	48411-03	F,J	PANEL ASSEMBLY - Window trim, front, center, left and right	2	
-56	48398-00	F,G	PANEL ASSEMBLY - Window trim, rear, left	1	
	48394-00	A	PANEL ASSEMBLY - Window trim, rear, right	1	
-57	51228-00		PLACARD - Check list	1	
-58	187 967		INSULATION - (Foam-Sound-TAF 1/2) 34" wide	AR	31T-7620001 and up
-59	81009-02		PLACARD - Flap limitation	1	

When ordering, always specify Part Number, Description and Serial Number of Aircraft

PIPER PARTS CATALOG

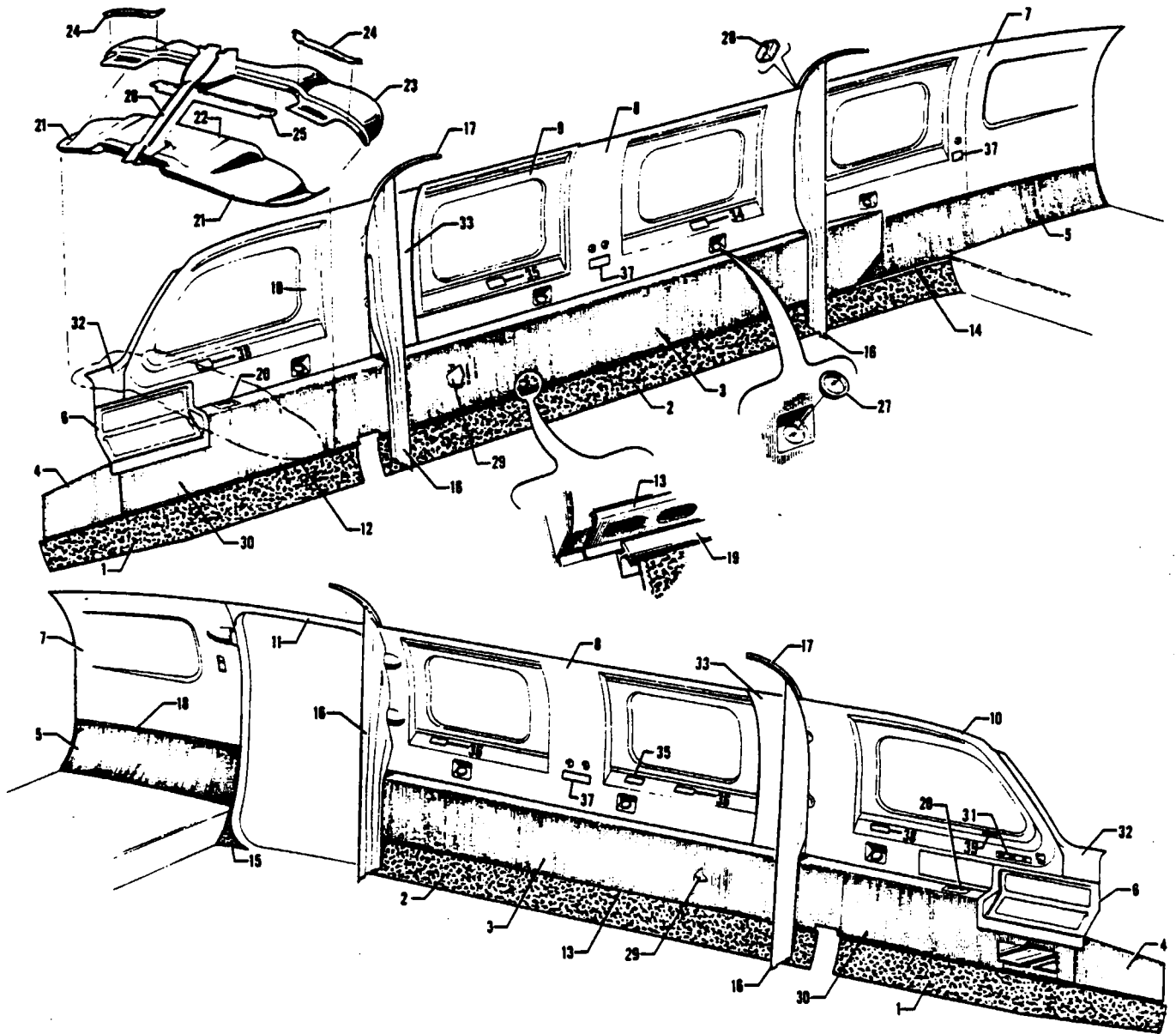


Figure 53A Cabin Interior Finishing Installation
(PA-31T - Serial Nos 31T-7620011 to 31T-7720069 inclusive)

PIPER PARTS CATALOG

CODE EXPLANATIONS FOR FIGURE 53A

- A - Serial number of aircraft must be supplied when ordering this part.
- B - See Figure 65 if forward cabin divider and storage cabinet is installed.

PIPER PARTS CATALOG

Figure and Index Number	Part Number	Code	NOMENCLATURE	No Req.	SERIAL NUMBERS AFFECTED
53A-	49100		DRAWING - Cabin Interior Finishing Installation		
-1	48528-04	A	PANEL ASSEMBLY - Trim, lower forward, left	1	
	48528-05	A	PANEL ASSEMBLY - Trim, lower forward, right	1	
-2	48524-04	A	PANEL ASSEMBLY - Trim, center, left	1	
	48530-04	A	PANEL ASSEMBLY - Trim, center, right	1	
-3	49083-02	A	PANEL ASSEMBLY - Trim, center, left, armrest	1	31T-7620011 to 31T-7720007 incl
	55247-02	A	PANEL ASSEMBLY - Trim, center, left, armrest, fabric	1	31T-7720008 and up
	55247-14	A	PANEL ASSEMBLY - Trim, center, left, armrest, leather	1	31T-7720008 and up
	49083-04	A	PANEL ASSEMBLY - Trim, center, right, armrest	1	31T-7620011 to 31T-7720007 incl
	55247-03	A	PANEL ASSEMBLY - Trim, center, right, armrest, fabric	1	31T-7720008 and up
	55247-15	A	PANEL ASSEMBLY - Trim, center, right, armrest, leather	1	31T-7720008 and up
-4	49116-02	A	PANEL ASSEMBLY - Trim, center forward, left (32 75 L)	1	31T-7620011 to 31T-7720007 incl
	55238-02	A	PANEL ASSEMBLY - Trim, center forward, left (19 75 L)	1	31T-7720008 and up
	51480-04	A	PANEL ASSEMBLY - Trim, center forward, right (32 75 L)	1	31T-7620011 to 31T-7720007 incl
	55238-03	A	PANEL ASSEMBLY - Trim, center forward, right (19 75 L)	1	31T-7720008 and up
-5	55563-02		PANEL ASSEMBLY - Trim, lower, left	1	
	55562-02		PANEL ASSEMBLY - Trim, lower, right	1	
-6	51217-04	A	PANEL - Circuit protector trim, left	1	
	51224-04	A	PANEL - Circuit protector trim, right	1	
-7	49077-03		MOULDING ASSEMBLY - Baggage compartment, left rear	1	
	49070-06		MOULDING - Baggage compartment and rear window, right	1	
-8	49060-06		MOULDING - Center and rear window, left	1	31T-7620011 to 31T-7620046 incl
	49060-13		MOULDING - Center and rear window, left	1	31T-7620047 and up
	49067-06		MOULDING - Center forward and rear window, right	1	31T-7620011 to 31T-7620046 incl
	49067-10		MOULDING - Center forward and rear window, right	1	31T-7620047 and up
-9	48464-09		MOULDING ASSEMBLY - Emergency exit window, right	1	
-10	49075-06		MOULDING - Window, front, left (one piece)	1	31T-7620011 to 31T-7620057 incl
	54904-12		MOULDING - Window, front, left	1	31T-7720001 and up
	49075-07		MOULDING - Window, front, right (one piece)	1	31T-7620011 to 31T-7620057 incl
	54904-13		MOULDING - Window, front, right	1	31T-7720001 and up
-11	48368-03		PANEL - Interior trim, upper door, left	1	
-12	47224-00		STRIP - Trim panel, front, left	1	
	47224-01		STRIP - Trim panel, front, right	1	
-13	47224-02		STRIP - Trim panel, center, left	1	
	47224-03		STRIP - Trim panel, center, right	1	
-14	47224-04		STRIP - Trim panel, rear, right	1	
-15	48370-04	A	CARPET ASSEMBLY - Door trim, left	1	
-16	49091-03	A,B	CURTAIN ASSEMBLY - Left	2	
	49091-02	A,B	CURTAIN ASSEMBLY - Right	2	
-17	48197-02		TRACK - Curtain, front	1	
	47251-37		TRACK - Curtain, rear	1	
-18	47251-22		EXTRUSION ASSEMBLY - Left, rear	1	
	47251-18		EXTRUSION ASSEMBLY - Right, rear	1	
-19	43943-00		EXTRUSION - Side panel trim (6' length)	AR	
-20	489 365		ASH TRAY - (PRM65A2206)	2	
-21	48396-08		PANEL ASSEMBLY - Access, left	1	
	51153-07		PANEL ASSEMBLY - Access, right	1	
-22	51153-06		PANEL ASSEMBLY - Access, center	1	
-23	48732-06		PANEL ASSEMBLY - Trim	1	
-24	48429-02		* STRIP - Instrument trim panel finishing, left	1	
	48429-04		* STRIP - Instrument trim panel finishing, right	1	
-25	51981-02		BRACKET ASSEMBLY - Access panel	1	
-26	47131-00		COVER - Windshield panel trim	1	
-27	49060-09		RING - Trim, air outlet	4	31T-7620011 to 31T-7620046 incl
-28	49124-02		COVER - Trim, curtain track, (94 wide)	2	
	49124-03		COVER - Trim, curtain track, (57 wide)	2	

When ordering, always specify Part Number, Description and Serial Number of Aircraft

PIPER PARTS CATALOG

Figure and Index Number	Part Number	Code	NOMENCLATURE	No. Req.	SERIAL NUMBERS AFFECTED
53A-29	187 967		INSULATION - (Foam-Sound-TAF 1/2) 34" wide	AR	
-30	55237-02		PANEL ASSEMBLY - Access, left	1	31T-7720008 and up
	55237-03		PANEL ASSEMBLY - Access, right	1	31T-7720008 and up
-31	51228-00		PLACARD - Check list	1	31T-7620011 to 31T-7620057 incl
	80543-02		PLACARD - Check list	1	31T-7720001 and up
-32	54903-20		MOULDING - Window, front, left	1	31T-7720001 and up
	54903-19		MOULDING - Window, front, right	1	31T-7720001 and up
-33	49526-02		COVER ASSEMBLY - Trim, window mouldings, left	1	
	49526-03		COVER ASSEMBLY - Trim, window mouldings, right	1	
-34	80903-02		DECAL - Seat requirements	1	
-35	80904-02		DECAL - Seat requirements	2	
-36	80905-02		DECAL - Seat requirements	2	
-37	80912-02		DECAL - Reading lights	3	
-38	80895-02		DECAL - Armrest storage	2	
-39	81009-02		PLACARD - Flap limitation	1	

When ordering, always specify Part Number, Description and Serial Number of Aircraft

PIPER PARTS CATALOG

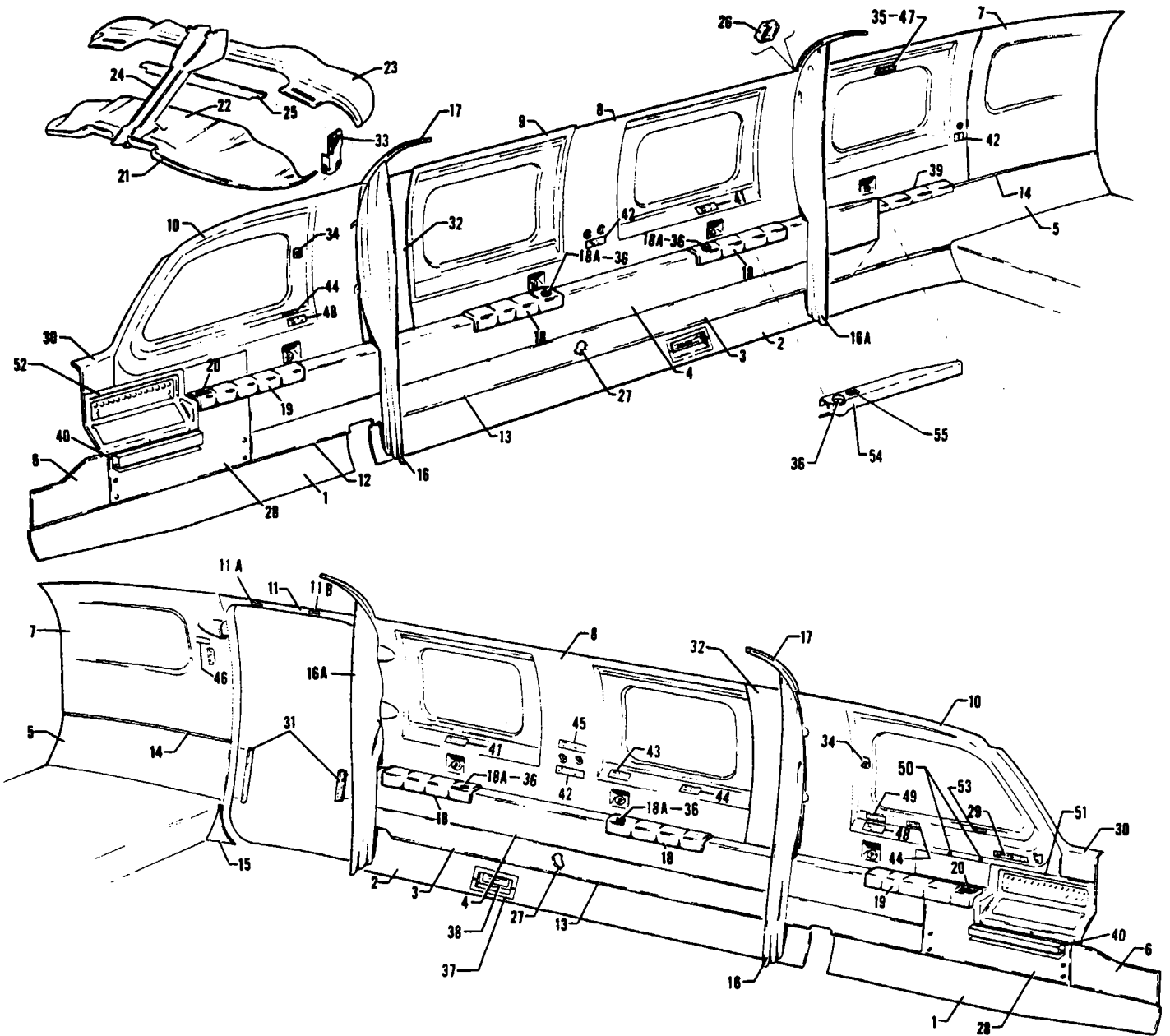


Figure 53B Cabin Interior Finishing Installation
(See Code "A")

PIPER PARTS CATALOG

CODE EXPLANATIONS FOR FIGURE 53B

- A - Used on PA-31T with serial numbers 31T-7820001 and up, and PA-31T1
- B - Serial number of aircraft must be supplied when ordering this part
- C - See Figure 65 if forward cabin divider and storage cabinet is installed
- D - See Figure 68A (PA-31T) or Figure 68B (PA-31T1) for component parts
- E - Used on PA-31T only
- F - Used on PA-31T1 only
- G - Used on PA-31T with serial numbers 31T-7820001 to 31T-7920050 inclusive, and PA-31T1 with serial numbers 31T-7804001 to 31T-7904027 inclusive
- H - Used on PA-31T with serial numbers 31T-7920051 and up, and PA-31T1 with serial numbers 31T-7904028 to 31T-8104101 inclusive, 31T-8304002
- J - Used on PA-31T with serial numbers 31T-7820001 to 31T-7820082 inclusive, and PA-31T1 with serial numbers 31T-7804001 to 31T-7804006 inclusive
- K - Used on PA-31T with serial numbers 31T-7820083 to 31T-7920036 inclusive, and PA-31T1 with serial numbers 31T-7804007 to 31T-7904014 inclusive
- L - Used on PA-31T with serial numbers 31T-7920037 and up, and PA-31T1 with serial numbers 31T-7904015 to 31T-8304003 inclusive, 31T-1104004 and up
- M - Used on PA-31T with serial numbers 31T-7920001 and up, and PA-31T1 with serial numbers 31T-7904001 to 31T-8304003 inclusive, 31T-1104004 and up, when Forward Divider Panel is also installed
- N - Used on PA-31T with serial numbers 31T-7820001 to 31T-7920036 inclusive, and PA-31T1 with serial numbers 31T-7804001 to 31T-7904015 inclusive
- O - Used on PA-31T with serial numbers 31T-7920037 and up, and PA-31T1 with serial numbers 31T-7904016 to 31T-8304003 inclusive, 31T-1104004 and up
- P - Used if step mounted forward facing toilet is installed
- Q - Used on PA-31T Also used on PA-31T1 with serial numbers 31T-7804001 to 31T-8104101 inclusive
- R - Used on PA-31T with serial numbers 31T-7820001 to 31T-7920052 inclusive, 31T-7920054 to 31T-7920094 inclusive, and PA-31T1 with serial numbers 31T-7804001 to 31T-7904057 inclusive
- S - Used on PA-31T with serial numbers 31T-7920053, 31T-8020001 and up, and PA-31T1 with serial numbers 31T-8004001 to 31T-8304003 inclusive, 31T-1104004 and up
- T - Used on PA-31T with serial numbers 31T-7820001 to 31T-8020008 inclusive, and PA-31T1 with serial numbers 31T-7804001 to 31T-8004007 inclusive
- U - Used on PA-31T with serial numbers 31T-8020009 and up, and PA-31T1 with serial numbers 31T-8004008 to 31T-8304003 inclusive, 31T-1104004 and up
- V - Used on PA-31T with serial numbers 31T-7820001 to 31T-7820092 inclusive, and PA-31T1 with serial numbers 31T-7804001 to 31T-7804011 inclusive
- W - Used on PA-31T with serial numbers 31T-7920001 to 31T-8020085 inclusive, and PA-31T1 with serial numbers 31T-7904001 to 31T-8004047 inclusive
- X - Used on PA-31T with serial numbers 31T-8120045 and up, and PA-31T1 with serial numbers 31T-8104048 to 31T-8304003 inclusive, 31T-1104004 and up
- Y - Used on PA-31T with serial numbers 31T-8020001 and up, and PA-31T1 with serial numbers 31T-8004001 and up
- Z - Used if 7th seat or floor mounted forward facing toilet seat is installed
- AA - Used on PA-31T with serial numbers 31T-8020086 to 31T-8120044 inclusive, and PA-31T1 with serial numbers 31T-8004048 to 31T-8104047 inclusive
- AB - Used on PA-31T with serial numbers 31T-7820001 to 31T-8020092 inclusive, and PA-31T1 with serial numbers 31T-7804001 to 31T-8004057 inclusive
- AC - Used on PA-31T with serial numbers 31T-8120001 and up, and PA-31T1 with serial numbers 31T-8104001 to 31T-8304003 inclusive, 31T-1104004 and up
- AD - Used on aircraft that comply with C A A (United Kingdom) requirements
- AE - Used if cargo door is not installed
- AF - Used if cargo door is installed
- AG - Used on PA-31T with serial numbers 31T-7820001 to 31T-8120061 inclusive, and PA-31T1 with serial numbers 31T-7804001 to 31T-8104070 inclusive
- AH - Used on PA-31T with serial numbers 31T-8120062 and up, and PA-31T1 with serial numbers 31T-8104071 to 31T-8304003 inclusive, 31T-1104004 and up
- AJ - Used if lateral tracking seats are installed

PIPER PARTS CATALOG

CODE EXPLANATIONS FOR FIGURE 53B (cont)

- AK - Order part for serial numbers 31T-8104001 to 31T-8304003 inclusive, 31T-1104004 and up if airspeed indicator has been modified per Service Letter 924
- AL - Also used on serial numbers 31T-7804001 to 31T-8004057 inclusive if airspeed indicator has been modified per Service Letter 924
- AM - Used on PA-31T with serial numbers 31T-8120001 and up, and PA-31T1 with serial numbers 31T-8104001 to 31T-8104101 inclusive
- AN - Used on PA-31T Also used on PA-31T1 with serial numbers 31T-7804001 to 31T-8104101 inclusive
- AO - Used on PA-31T with serial numbers 31T-7920037 and up, and PA-31T1 with serial numbers 31T-7904015 to 31T-8104101 inclusive
- AP - Used on PA-31T with serial numbers 31T-7820001 to 31T-7820066 inclusive, 31T-7820068 to 31T-7820092 inclusive, and PA-31T1 with serial numbers 31T-7804001 to 31T-7804011 inclusive
- AQ - Used on PA-31T with serial numbers 31T-7920053, 31T-8020001 and up, and PA-31T1 with serial numbers 31T-8004001 to 31T-8104101 inclusive
- AR - Used on PA-31T1 with serial numbers 31T-8304001 to 31T-8304003 inclusive, 31T-1104004 and up
- AS - Used on PA-31T1 with serial numbers 31T-8104001 to 31T-8304003 inclusive, 31T-1104004 and up
- AT - Used on PA-31T Also used on PA-31T1 with serial numbers 31T-7804001 to 31T-8104101 inclusive, 31T-8304002
- AU - Used on PA-31T1 with serial numbers 31T-8304001, 31T-8304003, 31T-1104004 and up

PIPER PARTS CATALOG

Figure and Index Number	Part Number	Code	NOMENCLATURE	No Req	SERIAL NUMBERS AFFECTED
53B-	49400 49098		DRAWING - Cabin Interior Finishing Installation DRAWING - Window Installation, Tinted		
-1	49661-02	B	PANEL ASSEMBLY - Trim lower, forward, left	1	
	49661-03	B	PANEL ASSEMBLY - Trim lower, forward, right	1	
-2	49257-02	B,N	PANEL ASSEMBLY - Trim, lower, center, left	1	
	29001-02	B,O	PANEL ASSEMBLY - Trim, lower, center, left	1	
	48530-06	B	PANEL ASSEMBLY - Trim, lower, center, right	1	
-3	55985-04	B,T	COVER - Trim, center, left, fabric	1	
	49922-11	B,U	COVER ASSEMBLY - Trim, center, left, fabric	1	
	55985-10	B,T	COVER ASSEMBLY - Trim, center, left, leather	1	
	49922-10	B,U	COVER ASSEMBLY - Trim, center, left, leather	1	
	55985-05	B,T	COVER - Trim, center, right, fabric	1	
	49663-12	B,U	COVER - Trim, center, right, fabric	1	
	55985-11	B,T	COVER ASSEMBLY - Trim, center, right, leather	1	
	49663-08	B,U	COVER ASSEMBLY - Trim, center, right, leather	1	
-4	55928-02	B,N	PANEL ASSEMBLY - Trim, upper, left, leather	1	
	49918-02	B,O	PANEL ASSEMBLY - Trim, upper, left, leather	1	
	55928-12	B,N	PANEL ASSEMBLY - Trim, upper, left, fabric	1	
	49918-03	B,O	PANEL ASSEMBLY - Trim, upper, left, fabric	1	
	55936-02	B	PANEL ASSEMBLY - Trim, upper, right, leather	1	
	55936-12	B	PANEL ASSEMBLY - Trim, upper, right, fabric	1	
-5	55563-06	B,AE	PANEL ASSEMBLY - Trim, aft, lower, left	1	
	81440-02	B,AF	PANEL ASSEMBLY - Trim, aft, lower, left	1	
	55917-02	B,Q	PANEL ASSEMBLY - Trim, aft, lower, right	1	
	02090-02	B,P,AR	PANEL ASSEMBLY - Trim, aft, lower, right	1	
-6	49667-02	B,AG	PANEL ASSEMBLY - Trim, forward, left	1	
	49667-12	B,AH	PANEL ASSEMBLY - Trim, forward, left	1	
	49667-11	B	PANEL ASSEMBLY - Trim, forward, right	1	
-7	49077-03	AB	MOULDING - Baggage compartment, left rear	1	
	49077-06	AC,AE	MOULDING - Baggage compartment, left rear	1	
	81444-04	AF	MOULDING - Baggage compartment, left rear	1	
	49184-06	AN	MOULDING - Baggage compartment, and rear window, right	1	
	02058-11	AR	MOULDING - Baggage compartment, and rear window, right	1	
-8	49183-06	AB	MOULDING - Center and rear window, left	1	
	49183-14	AM	MOULDING - Center and rear window, left	1	
	02008-16	AR	MOULDING - Center and rear window, left	1	
	49185-06	AN	MOULDING - Center forward and rear window, right	1	
	02009-07	AR	MOULDING - Center forward and rear window, right	1	
-9	49270-04	AN	MOULDING - Emergency exit window	1	
	49270-14	AR	MOULDING - Emergency exit window	1	
-10	54904-12	AB	MOULDING - Window, front, left	1	
	29817-10	AM	MOULDING - Window, front, left	1	
	29817-16	AR	MOULDING - Window, front, left	1	
	54904-13	AB	MOULDING - Window, front, right	1	
	29817-11	AM	MOULDING - Window, front, right	1	
	29817-21	AR	MOULDING - Window, front, right	1	
-11	48368-04		PANEL - Interior trim, upper door, left	1	
	48368-05	F,AD	PANEL - Interior trim upper door, left	1	
-11a	80840-02	F,AD	* PLACARD - "Exit"	1	
-11b	80902-02	Y	* DECAL - Seat requirements	1	
-12	47251-52		MOULDING - Extruded, trim panel, front, left	1	
	47251-53		MOULDING - Extruded, trim panel, front, right	1	
-13	49264-02		MOULDING - Extruded, trim panel, center, left	1	
	47251-07		MOULDING - Extruded, trim panel, center, right	1	

When ordering, always specify Part Number, Description and Serial Number of Aircraft

PIPER PARTS CATALOG

Figure and Index Number	Part Number	Code	NOMENCLATURE	No. Req.	SERIAL NUMBERS AFFECTED	
53B-14	47251-50	AE	MOULDING - Extruded, trim panel, rear, left	1		
	81451-03	AF	MOULDING - Extruded, trim panel, rear, left	1		
	47251-48		MOULDING - Extruded, trim panel, rear, right	1		
-15	48370-04	B	CARPET ASSEMBLY - Door trim, left	1		
-16	29214-02	B,C	CURTAIN ASSEMBLY - Left	1		
	29214-03	B,C	CURTAIN ASSEMBLY - Right	1		
-16a	49091-02	B,G	CURTAIN ASSEMBLY - Aft, left	1		
	49091-03	B,G	CURTAIN ASSEMBLY - Aft, right	1		
	49091-12	B,H	CURTAIN ASSEMBLY - Aft, left	1		
	49091-13	B,H	CURTAIN ASSEMBLY - Aft, right	1		
	02077-02	B,P,AR	CURTAIN ASSEMBLY - Aft, (complete)	1		
-17	48197-02		TRACK - Curtain, front	1		
	55628-12	AT	TRACK - Curtain, rear	1		
	02390-03	AU	TRACK - Curtain, rear	1		
-18	55881-02	B,J	ARMREST ASSEMBLY - Passenger	4		
	49236-02	B,K	ARMREST ASSEMBLY - Passenger, aft left and forward right	2		
	49846-12	B,AO	ARMREST ASSEMBLY - Passenger, aft left and forward right	2		
	02093-02	B,AR	ARMREST ASSEMBLY - Passenger, aft left and forward right	2		
	49236-03	B,K	ARMREST ASSEMBLY - Passenger, aft right and forward left	2		
	49846-13	B,AO	ARMREST ASSEMBLY - Passenger, aft right and forward left	2		
	02093-03	B,AR	ARMREST ASSEMBLY - Passenger, aft right and forward left	2		
	-18a	489 424	K	* ASH TRAY - (3130-4)	1	
	-19	49236-02	B,V	ARMREST ASSEMBLY - Crew, left	1	
		49236-12	B,W	ARMREST ASSEMBLY - Crew, left	1	
49236-19		B,AA	ARMREST ASSEMBLY - Crew, left	1		
81786-05		B,X	ARMREST ASSEMBLY - Crew, left	1		
49236-03		B,V	ARMREST ASSEMBLY - Crew, right	1		
49236-13		B,W	ARMREST ASSEMBLY - Crew, right	1		
49236 20		B,AA	ARMREST ASSEMBLY - Crew, right	1		
81786-04		B,X	ARMREST ASSEMBLY - Crew, right	1		
-20	489 424		* ASH TRAY - (3130-4)	1		
-21	55027-02	R	PANEL ASSEMBLY - Instrument access, left	1		
	55020-03	R	PANEL ASSEMBLY - Instrument access, right	1		
	29160-02	Y	PANEL ASSEMBLY - Instrument access, left	1		
	29160-08	E	PANEL ASSEMBLY - Instrument access, left	1	31T-7920053	
	29161-02	S	PANEL ASSEMBLY - Instrument access, right	1		
-22	55020-02	S	PANEL ASSEMBLY - Instrument access, center	1		
	55020-06	F	PANEL ASSEMBLY - Instrument access, center	1	31T-7804001 to 31T-7904057 incl	
-23		D	GLARESHIELD ASSEMBLY - Instrument panel	1		
-24	47131-00	R	COVER - Windshield channel trim	1		
	47131-02	AQ	COVER - Windshield channel trim	1		
	47131-03	AR	COVER - Windshield channel trim	1		
-25	55380-02	S	BRACKET ASSEMBLY - Access panel	1		
	55380-03	F	BRACKET ASSEMBLY - Access panel	1	31T-7804001 to 31T-7904057 incl	
-26	49124-02		COVER - Trim, curtain track (94 wide)	2		
	49124-03		COVER - Trim, curtain track (57 wide)	2		
-27	187 967		INSTULATION - Soundproofing - (FOAM - Sound - TAF 1/2) 34" wide	AR		
-28	49662-02	B,AB	PANEL ASSEMBLY - Access, left	1		
	29639-02	B,AC	PANEL ASSEMBLY - Access, left	1		
	49662-03	B,AB	PANEL ASSEMBLY - Access, right	1		
	29639-03	B,AC	PANEL ASSEMBLY - Access, right	1		

When ordering, always specify Part Number, Description and Serial Number of Aircraft

PIPER PARTS CATALOG

Figure and Index Number	Part Number	Code	NOMENCLATURE	No. Req.	SERIAL NUMBERS AFFECTED
53B-29	80543-02	E	PLACARD - Check list	1	31T-7820001 to 31T-7920094 incl
	80846-02	E	PLACARD - Limitations/check list	1	31T-8020001 to 31T-8020092 incl
	80914-02	E	DECAL - Limitations/check list	1	31T-8120001 and up
	80860-02	F,AK	PLACARD - Check list	1	31T-7804001 to 31T-7904057 incl
	80815-02	F,AK	PLACARD - Limitations/check list	1	31T-8004001 to 31T-8004057 incl
	80899-02	AL,AS	DECAL - Limitations/check list	1	
-30	54903-20	R	MOULDING - Window, front, left	1	
	54903-19	R	MOULDING - Window, front, right	1	
	54903-24	S	MOULDING - Window, front, left	1	
	54903-23	S	MOULDING - Window, front, right	1	
-31	49062-03		MOULDING - Extruded, panel trim, aft	1	
	49262-02		MOULDING - Extruded, panel trim, forward	1	
-32	49526-02		COVER ASSEMBLY - Trim, window moulding, left	1	
	49526-03		COVER ASSEMBLY - Trim, window moulding, right	1	
-33	49669-02		PLATE ASSEMBLY - Glareshield, left	1	
	49669-03		PLATE ASSEMBLY - Glareshield, right	1	
-34	565 929		HOOK - Oxygen mask (10800)	2	
-35	80709-02	F	PLACARD - Toilet seat occupancy	1	31T-7804001 to 31T-7904026 incl
-36	565 683	L	HOLDER - Cup (3028-L)	4	
-37	49838-02	M	COVER - Trim, cabin floor light	2	
-38	472 986	M	LIGHT ASSEMBLY - Cabin floor (1400-005)	2	
-39	55881-13	Z	ARMREST ASSEMBLY - Toilet seat	1	
-40	29638-04	AC	HOLDER - Pencil, left	1	
	29638-05	AC	HOLDER - Pencil, right	1	
-41	81068-02		DECAL - Seat requirements, left	1	
	81069-02		DECAL - Seat requirements, right	1	
	73029-02	AJ,AN	DECAL - Seat requirements	2	
-42	80912-02	AN	DECAL - Reading lights	3	
-43	80904-02		DECAL - Seat requirements	1	
-44	80905-02		DECAL - Seat requirements	3	
-45	80906-02	AC	DECAL - Cabin temperature	1	
-46	80900-02		DECAL - Courtesy lights	1	
-47	80913-02		DECAL - Toilet seat occupancy	1	
-48	80895-02		DECAL - Armrest storage	2	
-49	80893-02		DECAL - Anti-collision lights warning	1	
-50	553 705		BUMPER - Storm window (Plug 16-20PB)	2	
-51	82104-02	AC	COVER - Trim, circuit protector panels, left	1	
-52	82106-02	AC	COVER - Trim, circuit protector panel, right	1	
-53	81009-02	AP	PLACARD - Flap limitation	1	
-54	02046-02	B,P,AR	ARMREST ASSEMBLY - Toilet seat	1	
-55	489 424	B,P,AR	ASH TRAY - (3130-4)	1	

When ordering, always specify Part Number, Description and Serial Number of Aircraft

PIPER PARTS CATALOG

THIS PAGE INTENTIONALLY LEFT BLANK

THIS PAGE INTENTIONALLY LEFT BLANK

PIPER PARTS CATALOG

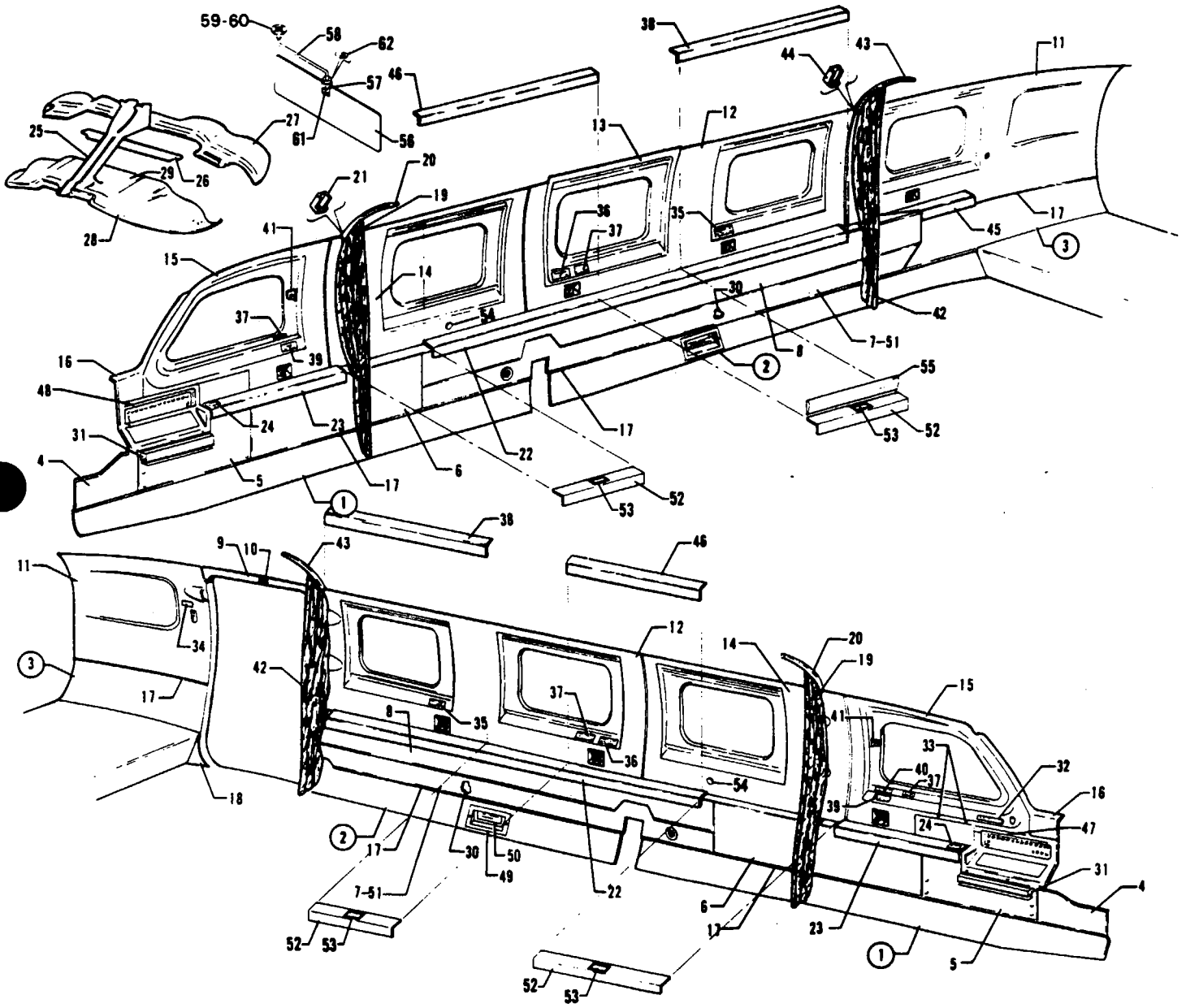


Figure 53C Cabin Interior Finishing Installation

PIPER PARTS CATALOG

CODE EXPLANATIONS FOR FIGURE 53C

- A - Serial number of aircraft must be supplied when ordering this part
- B - See Figure 68C for component parts
- C - Used if seventh seat or forward facing toilet seat is installed
- D - Used if folding table is not installed
- E - Used if folding table is installed
- F - Used if cargo door is not installed
- G - Used if cargo door is installed
- H - Used if lateral tracking seats are installed
- J - Used when forward cabinets are installed
- K - Used if aircraft incorporates 10 place seating
- L - Used on PA-31T2 with serial numbers 31T-8166048 to 31T-8166076 inclusive, 31T-1166001 and up
- M - Used on PA-31T2 with serial numbers 31T-8166005 to 31T-8166076 inclusive, 31T-1166001 and up
- N - Used on PA-31T2 with serial numbers 31T-8166027 to 31T-8166076 inclusive, 31T-1166001 and up

PIPER PARTS CATALOG

Figure and Index Number	Part Number	Code	NOMENCLATURE	No. Req.	SERIAL NUMBERS AFFECTED
53C-	81240		DRAWING - Cabin Interior Finishing Installation		
-1	81263-02	A	PANEL ASSEMBLY - Trim, lower forward, left	1	
	81263-03	A	PANEL ASSEMBLY - Trim, lower forward, right	1	
-2	29001-02	A	PANEL ASSEMBLY - Trim, lower center, left	1	
	48530-06	A	PANEL ASSEMBLY - Trim, lower center, right	1	
-3	55563-06	A,F	PANEL ASSEMBLY - Trim, lower aft, left	1	
	81440-02	A,G	PANEL ASSEMBLY - Trim, lower aft, left	1	
	55917-02	A	PANEL ASSEMBLY - Trim, lower aft, right	1	
-4	49667-02		PANEL ASSEMBLY - Trim, forward, left	1	31T-8166001 to 31T-8166047 incl
	49667-12	A,L	PANEL ASSEMBLY - Trim, forward, left	1	
	49667-11	A	PANEL ASSEMBLY - Trim, forward, right	1	
-5	29639-02	A	PANEL ASSEMBLY - Access, left	1	
	29639-03	A	PANEL ASSEMBLY - Access, right	1	
-6	81270-02	A	PANEL ASSEMBLY - Trim, forward, left	1	
	81270-03	A	PANEL ASSEMBLY - Trim, forward, right	1	
-7	81230-02	A	DUCT ASSEMBLY - Trim, center, left (fabric)	1	31T-8166001 to 31T-8166004 incl
	81230-20	A	DUCT ASSEMBLY - Trim, center, left (fabric)	1	31T-8166005 to 31T-8166026 incl
	81230-04	A	DUCT ASSEMBLY - Trim, center, left (leather)	1	31T-8166001 to 31T-8166004 incl
	81230-22	A	DUCT ASSEMBLY - Trim, center, left (leather)	1	31T-8166005 to 31T-8166026 incl
	81230-03	A	DUCT ASSEMBLY - Trim, center, right (fabric)	1	31T-8166001 to 31T-8166004 incl
	81230-21	A	DUCT ASSEMBLY - Trim, center, right (fabric)	1	31T-8166005 to 31T-8166026 incl
	81230-05	A	DUCT ASSEMBLY - Trim, center, right (leather)	1	31T-8166001 to 31T-8166004 incl
	81230-23	A	DUCT ASSEMBLY - Trim, center, right (leather)	1	31T-8166005 to 31T-8166026 incl
-8	81257-03	A	PANEL ASSEMBLY - Trim, upper, left (fabric)	1	
	81257-02	A	PANEL ASSEMBLY - Trim, upper, left (leather)	1	
	81256-03	A	PANEL ASSEMBLY - Trim, upper, right (fabric)	1	
	81256-02	A	PANEL ASSEMBLY - Trim, upper, right (leather)	1	
-9	48368-04		PANEL ASSEMBLY - Trim, upper door, left	1	
-10	80902-02		* DECAL - Seat requirements	1	
-11	49077-06	A,F	MOULDING - Baggage compartment, left rear	1	
	81444-04	A,G	MOULDING - Baggage compartment, left rear	1	
	49184-15	A	MOULDING - Baggage compartment and rear window, right	1	
-12	29973-06		MOULDING - Second and third passenger window, left	1	
	29971-06		MOULDING - Third passenger window, right	1	
-13	49270-04		MOULDING - Emergency exit window, right	1	
-14	81212-16		MOULDING - Front passenger window, left	1	
	81212-17		MOULDING - Front passenger window, right	1	
-15	81212-14		MOULDING - Pilot window	1	
	81212-15		MOULDING - Co-pilot window	1	
-16	54903-24		MOULDING - Front, left	1	
	54903-23		MOULDING - Front, right	1	
-17	149 221		MOULDING - Extruded, trim panels	6	
-18	48370-04	A	CARPET ASSEMBLY - Door trim, left	1	
-19	29214-06	A	CURTAIN ASSEMBLY - Left	1	
	29214-07	A	CURTAIN ASSEMBLY - Right	1	
-20	48197-03		TRACK - Curtain, front	1	
-21	49124-02		COVER - Trim, curtain track, front	1	
-22	81252-02	A,D	ARMREST ASSEMBLY - Passenger, left (fabric)	1	
	81252-04	A,D	ARMREST ASSEMBLY - Passenger, left (leather)	1	
	81252-03	A,D	ARMREST ASSEMBLY - Passenger, right (fabric)	1	
	81252-05	A,D	ARMREST ASSEMBLY - Passenger, right (leather)	1	
-23	81786-02	A	ARMREST ASSEMBLY - Crew, left	1	
	81786-03	A	ARMREST ASSEMBLY - Crew, right	1	
-24	489 424		* ASHTRAY - (3130-4)	1	

When ordering, always specify Part Number, Description and Serial Number of Aircraft

PIPER PARTS CATALOG

Figure and Index Number	Part Number	Code	NOMENCLATURE	No. Req.	SERIAL NUMBERS AFFECTED
53C-25	47131-02		COVER - Windshield channel trim	1	31T-8166001 to 31T-8166076 incl
	47131-03		COVER - Windshield channel trim	1	31T-1166001 and up
-26	55380-02		BRACKET ASSEMBLY - Access panel	1	
-27	29388-03	B	GLARESHIELD ASSEMBLY - Instrument panel	1	
-28	29160-02		PANEL ASSEMBLY - Instrument access, left	1	
	29161-02		PANEL ASSEMBLY - Instrument access, right	1	
-29	55020-02		PANEL ASSEMBLY - Instrument access, center	1	
-30	187 967		INSULATION - Soundproofing (Foam - sound - TAF 1/2) 34" wide	AR	
-31	29638-04		HOLDER - Pencil, left	1	
	29638-05		HOLDER - Pencil, right	1	
-32	80915-02		DECAL - Limitations/check list	1	
-33	553 705		BUMPER - Storm window (PLUG 16-20PB)	2	
-34	80900-02		DECAL - Courtesy lights	1	
-35	81068-02		DECAL - Seat requirements, left	1	
	81069-02		DECAL - Seat requirements, right	1	
	73029-02	H	PLACARD - Seat requirements	2	
-36	80904-02		DECAL - Seat requirements	2	
-37	80905-02		DECAL - Seat requirements	4	
-38	81288-02	A,E	ARMREST ASSEMBLY - Passenger, aft, left	1	31T-8166001 to 31T-8166004 incl
	81288-16	A,E,M	ARMREST ASSEMBLY - Passenger, aft, left	1	
	81288-03	A,E	ARMREST ASSEMBLY - Passenger, aft, right	1	31T-8166001 to 31T-8166004 incl
	81288-17	A,E,M	ARMREST ASSEMBLY - Passenger, aft, right	1	
-39	80895-02		DECAL - Armrest storage	2	
-40	80893-02		DECAL - Anti-collision lights warning	1	
-41	565 929		HOOK - Oxygen mask (10800)	2	
-42	49091-12	A	CURTAIN ASSEMBLY - Aft, left	1	
	49091-13	A	CURTAIN ASSEMBLY - Aft, right	1	
-43	55628-12		TRACK - Curtain, rear	1	
-44	49124-02		COVER - Trim, curtain track (94 wide)	2	
-45	55881-13	A,C	ARMREST ASSEMBLY - Toilet seat	1	
-46	81280-02	A,E	ARMREST ASSEMBLY - Passenger, forward, left	1	31T-8166001 to 31T-8166004 incl
	81280-18	A,E,M	ARMREST ASSEMBLY - Passenger, forward, left	1	
	81280-03	A,E	ARMREST ASSEMBLY - Passenger, forward, right	1	31T-8166001 to 31T-8166004 incl
	81280-19	A,E,M	ARMREST ASSEMBLY - Passenger, forward, right	1	
-47	82104-02		COVER - Trim, circuit protector panels, left	1	
-48	82106-02		COVER - Trim, circuit protector panel, right	1	
-49	49838-02	J	COVER - Trim, cabin floor light	2	
-50	472 986	J	LIGHT ASSEMBLY - Cabin floor (1400-005)	2	
-51	82195-02	A,N	DUCT ASSEMBLY - Trim, center, left (fabric)	1	
	82195-04	A,N	DUCT ASSEMBLY - Trim, center, left (leather)	1	
	82195-03	A,N	DUCT ASSEMBLY - Trim, center, right (fabric)	1	
	82195-05	A,N	DUCT ASSEMBLY - Trim, center, right (leather)	1	
-52	02254-02	A,D,K	ARMREST ASSEMBLY - Passenger, forward and center	4	
-53	489 424		* ASHTRAY - (3130-4)	1	
-54	02264-02	K	BUTTON - Plug	2	
-55	02259-02	K	PLATE ASSEMBLY - Table retainer cover	2	
-56	02281-04		BLADE - Sun visor (plexiglass)	2	31T-1166001 and up
-57	02278-02		FITTING ASSEMBLY - Sun visor mounting	2	31T-1166001 and up
-58	02272-02		ARM ASSEMBLY - Sun visor, left	1	31T-1166001 and up
	02272-03		ARM ASSEMBLY - Sun visor, right	1	31T-1166001 and up
-59	02280-02		FITTING ASSEMBLY - Sun visor mounting	2	31T-1166001 and up
-60	02446-02		COVER - Sun visor fitting	2	31T-1166001 and up
-61	415 520		SCREW - Upper (MS35206-230)	2	31T-1166001 and up
	415 517		SCREW - Lower (MS35206-227)	2	31T-1166001 and up
	407 133		WASHER - (AN936-A6)	4	31T-1166001 and up
-62	02365-02		WASHER - Rotational bearing, sun visor	2	31T-1166001 and up

When ordering, always specify Part Number, Description and Serial Number of Aircraft

PIPER PARTS CATALOG

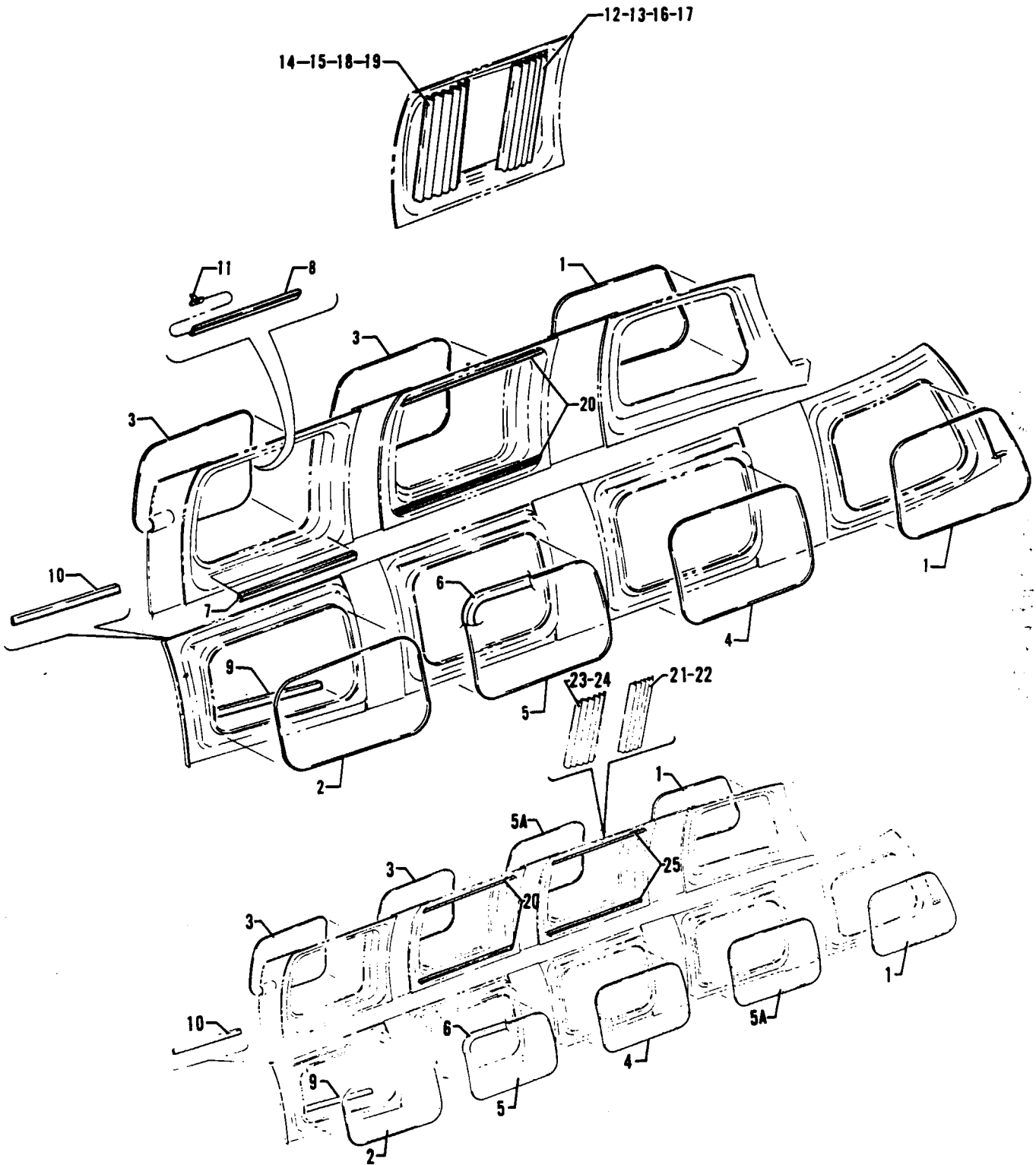


Figure 54. Interior Windows and Curtains Installation

PIPER PARTS CATALOG

CODE EXPLANATIONS FOR FIGURE 54

- A - Used on PA-31T only
- B - Used on PA-31T1 only
- C - Used on PA-31T2 only
- D - See Figure 27 for component parts
- E - Used on PA-31T with serial numbers 31T-7820001, PA-31T1, and PA-31T2
- F - Serial number of aircraft must be supplied when ordering this part
- G - Used on PA-31T with serial numbers 31T-7400002 to 31T-8020092 inclusive, and on PA-31T1 with serial numbers 31T-7804001 to 31T-8004057 inclusive
- H - Used on PA-31T with serial numbers 31T-8120001 and up, PA-31T1 with serial numbers 31T-8104001 to 31T-8304003 inclusive, 31T-1104004 and up, and PA-31T2
- J - Used on PA-31T with serial numbers 31T-7620001 and up, and PA-31T1
- K - Used on PA-31T with serial numbers 31T-7720001 and up, PA-31T1, and PA-31T2

PIPER PARTS CATALOG

Figure and Index Number	Part Number	Code	NOMENCLATURE	No. Req.	SERIAL NUMBERS AFFECTED
54-	48471	A	DRAWING - Window Trim Installation		31T-7400002 to 31T-7620010 incl
	48515	A	DRAWING - Tinted Window Installation		31T-7400002 to 31T-7620010 incl
	49098	J	DRAWING - Tinted Window Installation		
	81282	C	DRAWING - Tinted Window Installation		
-1	51248-03	A	WINDOW - Left front, clear	1	31T-7400002 to 31T-7620057 incl
	54903-16	K	WINDOW - Left front, clear	1	
	46884-07	A	WINDOW - Right front, clear	1	31T-7400002 to 31T-7620010 incl
	49075-14	A	WINDOW - Right front, clear	1	31T-7620011 to 31T-7620057 incl
	54903-17	K	WINDOW - Right front, clear	1	
	51248-02	A	WINDOW - Left front, tinted	1	31T-7400002 to 31T-7620057 incl
	54903-14	K	WINDOW - Left front, tinted	1	
	46884-04	A	WINDOW - Right front, tinted	1	31T-7400002 to 31T-7620010 incl
	49075-15	A	WINDOW - Right front, tinted	1	31T-7620011 to 31T-7620057 incl
	54903-15	K	WINDOW - Right front, tinted	1	
-2	46885-07		WINDOW - Rear, right, clear	1	
	46885-05		WINDOW - Rear, right, tinted	1	
-3	46882-10	A,B	WINDOW - Center and rear, left, clear	2	
	46882-10	C	WINDOW - Center rear, and rear, left, clear	2	
	46882-06	A,B	WINDOW - Center and rear, left, tinted	2	
	46882-06	C	WINDOW - Center rear and rear, left, tinted	2	
-4		D	WINDOW ASSEMBLY - Emergency exit	1	
-5	46882-10		WINDOW - Center rear, right, clear	1	
	46882-06		WINDOW - Center rear, right, tinted	1	
-5a	81282-18	C	WINDOW - Center forward, left and right, clear	2	
	81282-19	C	WINDOW - Center forward, left and right, tinted	2	
-6	45506-00		MOULDING - Window, extruded (80" L)	AR	
-7	46882-04	A	TRACK - Curtain, lower, center and rear window, left; center rear window, right	3	31T-7400002 to 31T-7720069 incl
-8	46882-05	A	TRACK - Curtain, upper, center and rear window, left; center rear window, right	3	31T-7400002 to 31T-7720069 incl
-9	46885-04	A	TRACK - Curtain, lower, right rear window	1	31T-7400002 to 31T-7720069 incl
	15513-14	E	TRACK - Curtain, lower, right rear window	1	
-10	46885-03	A	TRACK - Curtain, upper, right rear window	1	31T-7400002 to 31T-7620003 incl
	49070-07	A	TRACK - Curtain, upper, right rear window	1	31T-7620004 to 31T-7720069 incl
	15513-15	E	TRACK - Curtain, upper, right rear window	1	
	47494-00	A	STUD ASSEMBLY - Curtain track	72	31T-7400002 to 31T-7720069 incl
-12	404 596	A	NUT - (MS20341-4S)	72	31T-7400002 to 31T-7720069 incl
	48419-02	A,F	CURTAIN ASSEMBLY - Forward	4	31T-7400002 to 31T-7620010 incl
	49108-04	A,F	CURTAIN ASSEMBLY - Forward	4	31T-7400002 to 31T-7720069 incl
	49276-03	E,F	CURTAIN ASSEMBLY - Forward	4	
-13	180 431	A	* TAPE - Glide, curtain (XCT-30)	2'	31T-7400002 to 31T-7720069 incl
	180 428	G	* TAPE - Glide, curtain (XCT-25)	2'	
	180 413	H	* TAPE - Glide, curtain (CST-25)	2'	
-14	48458-03	A,F	CURTAIN ASSEMBLY - Aft	4	31T-7400002 to 31T-7620010 incl
	49108-03	A,F	CURTAIN ASSEMBLY - Aft	4	31T-7620011 to 31T-7720069 incl
	49276-03	E,F	CURTAIN ASSEMBLY - Aft	4	
-15	180 431	A	* TAPE - Glide, curtain (XCT-30)	2'	31T-7400002 to 31T-7720069 incl
	180 428	G	* TAPE - Glide, curtain (XCT-25)	2'	
	180 413	H	* TAPE - Glide, curtain (CST-25)	2'	
-16	48419-03	A,F	CURTAIN ASSEMBLY - Forward, rear window, right	1	31T-7400002 to 31T-7620010 incl
	49108-05	A,F	CURTAIN ASSEMBLY - Forward, rear window, right	1	31T-7620011 to 31T-7720069 incl
	49276-04	E,F	CURTAIN ASSEMBLY - Forward, rear window, right	1	

When ordering, always specify Part Number, Description and Serial Number of Aircraft

PIPER PARTS CATALOG

Figure and Index Number	Part Number	Code	NOMENCLATURE	No. Req.	SERIAL NUMBERS AFFECTED
54-17	180 431	A	* TAPE - Glide, curtain (XCT-30)	2'	31T-7400002 to 31T-7720069 incl
	180 428	G	* TAPE - Glide, curtain (XCT-25)	2'	
	180 413	H	* TAPE - Glide, curtain (CST-25)	2'	
-18	48458-02	A,F	CURTAIN ASSEMBLY - Aft, rear window, right	1	31T-7400002 to 31T-7620010 incl
	49108-02	A,F	CURTAIN ASSEMBLY - Aft, rear window, right	1	31T-7620011 to 31T-7720069 incl
	49276-02	E,F	CURTAIN ASSEMBLY - Aft, rear window, right	1	
-19	180 431	A	* TAPE - Glide, curtain (XCT-30)	2'	31T-7400002 to 31T-7720069 incl
	180 428	G	* TAPE - Glide, curtain (XCT-25)	2'	
	180 413	H	* TAPE - Glide, curtain (CST-25)	2'	
-20	15513-13	E	TRACK - Curtain	6	
-21	49276-15	C	CURTAIN ASSEMBLY - Forward	2	
-22	180 413	C	* TAPE - Glide, curtain (CST-25)	2'	
-23	49276-15	C	CURTAIN ASSEMBLY - Aft	2	
-24	180 413	C	* TAPE - Glide, curtain (CST-25)	2'	
-25	15513-17	C	TRACK - Curtain	4	

When ordering, always specify Part Number, Description and Serial Number of Aircraft

PIPER PARTS CATALOG

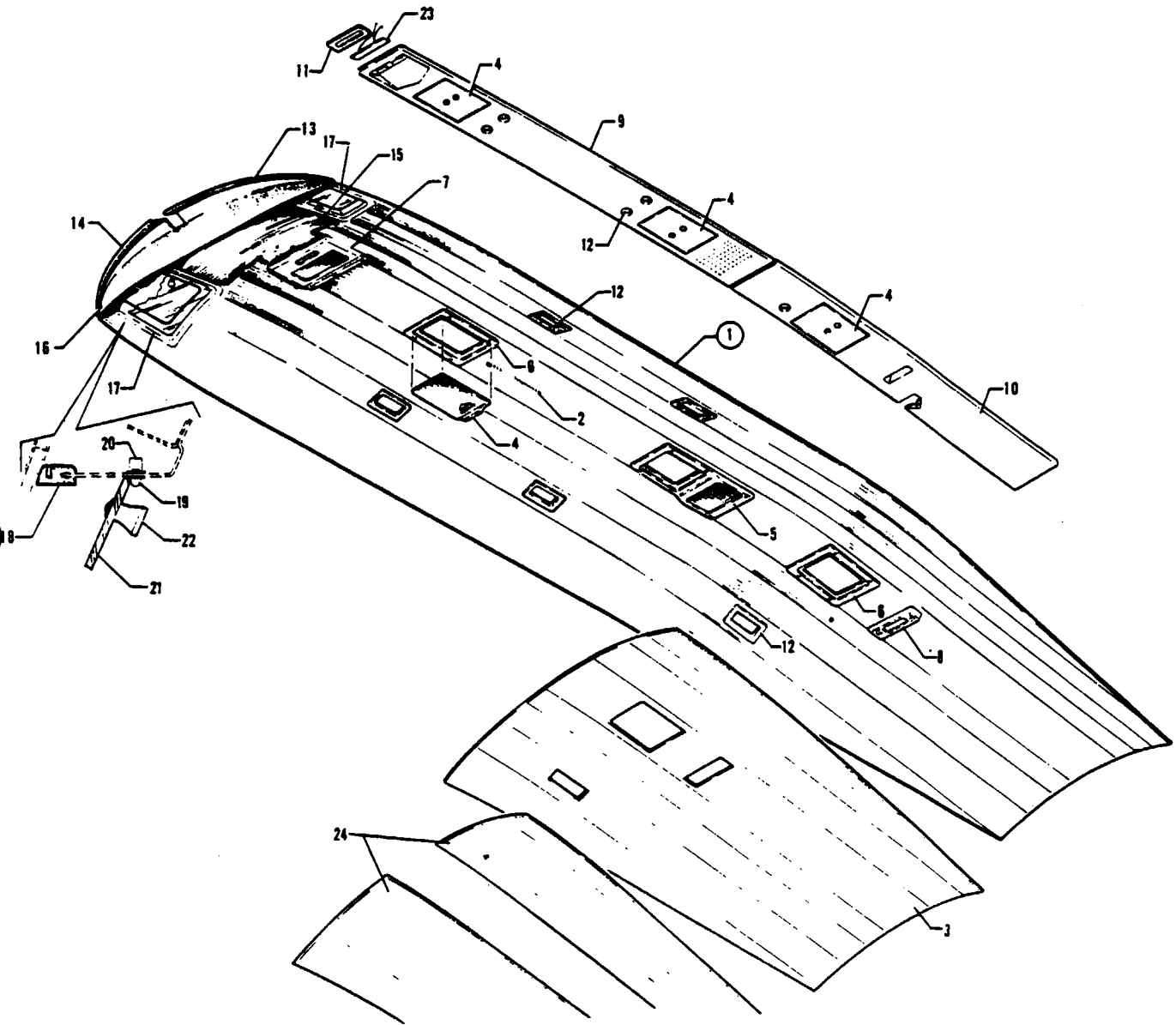


Figure 55. Cabin Headliner Installation
(PA-31T - Serial Nos. 31T-7400002 to 31T-7620057 inclusive)

PIPER PARTS CATALOG

CODE EXPLANATIONS FOR FIGURE 55

- A - When ordering, specify color white or beige.
- B - Used if toilet seat is installed.

PIPER PARTS CATALOG

Figure and Index Number	Part Number	Code	NOMENCLATURE	No. Req.	SERIAL NUMBERS AFFECTED
55-	51229 49063 54151 55640		DRAWING - Headliner Installation DRAWING - Headliner Installation DRAWING - Headliner Installation, Aft Cabin DRAWING - Headliner Installation, Aft Cabin		31T-7400002 to 31T-7620010 incl. 31T-7620011 and up 31T-7400002 to 31T-7620010 incl. 31T-7620011 and up
-1	51257-00 51257-03	A	HEADLINER ASSEMBLY - Vinyl, white HEADLINER ASSEMBLY - Vinyl, cream	1 1	31T-7400002 to 31T-7620010 incl. 31T-7620011 and up
-2	499 985		ZIPPER - Antenna access	1	31T-7400002 to 31T-7620010 incl.
-3	54151-08		HEADLINER ASSEMBLY - Cabin, aft	1	31T-7400002 to 31T-7620010 incl.
-4	48412-00 49063-05	A	COVER - Oxygen mask storage COVER - Oxygen mask storage	3 3	31T-7400002 to 31T-7620010 incl. 31T-7620011 and up
-5	48408-00	A	COVER ASSEMBLY - Oxygen and speaker	1	31T-7400002 to 31T-7620010 incl.
-6	48404-00	A	STORAGE RIM - Oxygen mask	2	31T-7400002 to 31T-7620010 incl.
-7	53197-00	A	COVER ASSEMBLY - Speaker and light	1	31T-7400002 to 31T-7620010 incl.
-8	48401-00	A	TRIM COVER - Courtesy light	1	31T-7400002 to 31T-7620010 incl.
-9	49063-06		PANEL ASSEMBLY - Oxygen mask storage, forward	1	31T-7620011 and up
-10	49063-07		PANEL ASSEMBLY - Oxygen mask storage, aft	1	31T-7620011 and up
-11	53209-00		TRIM COVER - Courtesy light	1	31T-7620011 and up
-12	48401-00 565 832	A,B	TRIM COVER - Reading light COLLAR - Retaining, reading light (2881)	4 5	31T-7400002 to 31T-7620010 incl. 31T-7620011 and up
-13	48413-02 48405-02	A	BOLT COVER - Left BOLT COVER - Left	1 1	31T-7400002 to 31T-7620010 incl. 31T-7620011 and up
-14	48413-03 48405-03	A	BOLT COVER - Right BOLT COVER - Right	1 1	31T-7400002 to 31T-7620010 incl. 31T-7620011 and up
-15	47552-00		SHEET - Rubber	1	
-16	48405-06	A	PANEL - Overhead instrument	1	
-17	51252-10 51252-11	A A	MOULDING ASSEMBLY - Overhead window, left MOULDING ASSEMBLY - Overhead window, right	1 1	
-18	51252-06		MOULDING - Retainer	1	
-19	564 349		CATCH - (685)	1	
-20	460 068		FASTENER - (PV3750157)	1	
-21	51252-07		WINDOW - Overhead inner	1	
-22	571 174		KNOB - Black (107401)	2	
-23	52593-00		SIGN ASSEMBLY - No smoking and fasten belts	1	
-24	55640-04 55640-03		PANEL - Headliner, cabin, aft, left PANEL - Headliner, cabin, aft, right	1 1	31T-7620011 and up 31T-7620011 and up

When ordering, always specify Part Number, Description and Serial Number of Aircraft

PIPER PARTS CATALOG

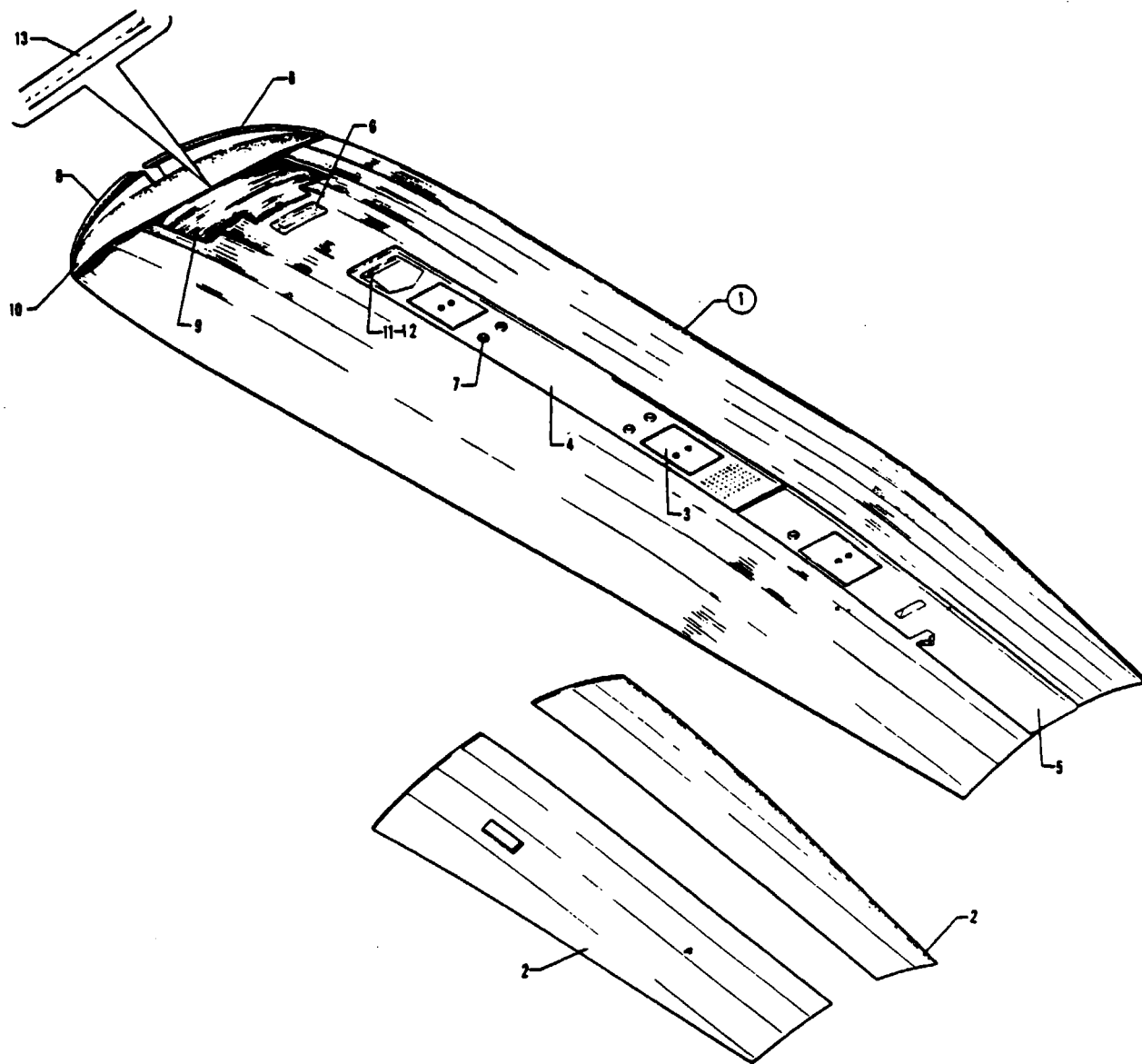


Figure 55A Cabin Headliner Installation
(PA-31T - Serial Nos 31T-7720001 to 31T-7920052 inclusive, 31T-7920054 to 31T-7920094 inclusive)
(PA-31T1 - Serial Nos 31T-7804001 to 31T-7904057 inclusive)

PIPER PARTS CATALOG

CODE EXPLANATIONS FOR FIGURE 55A

- A - Used on PA-31T with serial numbers 31T-7720001 to 31T-7920052 inclusive, 31T-7920054 to 31T-7920094 inclusive, and PA-31T1 with serial numbers 31T-7804001 to 31T-7904057 inclusive.
- B - Used on PA-31T only.
- C - Used on PA-31T with serial numbers 31T-7820049 to 31T-7920052 inclusive, 31T-7920054 to 31T-7920094 inclusive, and PA-31T1 with serial numbers 31T-7804003 to 31T-7904057 inclusive.
- D - Used on PA-31T with serial numbers 31T-7820001 to 31T-7820092 inclusive, and PA-31T1 with serial numbers 31T-7804001 to 31T-7804011 inclusive.
- E - When ordering, specify color white or beige.
- F - Used on PA-31T with serial numbers 31T-7920001 to 31T-7920052 inclusive, 31T-7920054 to 31T-7920094 inclusive, and PA-31T1 with serial numbers 31T-7804001 to 31T-7904057 inclusive.
- G - Used on PA-31T with serial numbers 31T-7720001 to 31T-7820048 inclusive, and PA-31T1 with serial numbers 31T-7804001 and 31T-7804002.

PIPER PARTS CATALOG

Figure and Index Number	Part Number	Code	NOMENCLATURE	No. Req.	SERIAL NUMBERS AFFECTED
55A-	49130 55640		DRAWING - Headliner Installation DRAWING - Headliner Installation, Aft Cabin		
-1	48422-03		HEADLINER ASSEMBLY - Vinyl, cream	1	
-2	55640-04		PANEL - Headliner, cabin, aft, left	1	
	55640-03		PANEL - Headliner, cabin, aft, right	1	
-3	49063-06		COVER - Oxygen mask storage	3	
-4	49063-06	G	PANEL ASSEMBLY - Oxygen mask storage, forward	1	
	49063-12	C	PANEL ASSEMBLY - Oxygen mask storage, forward	1	
-5	49063-07		PANEL ASSEMBLY - Oxygen mask storage, aft	1	
-6	53209-00		TRIM COVER - Courtesy light	1	
-7	555 832	G	COLLAR - Retaining, reading light (2681)	5	
	477 853	C	NUT - Securing, reading light (2681)	5	
-8	48405-02		BOLT COVER - Left	1	
	48405-03		BOLT COVER - Right	1	
-9	47552-00		SHEET - Rubber	1	
-10	48405-06	B,E	PANEL - Overhead instrument	1	31T-7720001 to 31T-7720069 incl
	48405-10	D	PANEL - Overhead instrument	1	
	48405-12	F	PANEL - Overhead instrument	1	
-11	52593-00	G	SIGN ASSEMBLY - No smoking and fasten belts	1	
	486 643	C	SIGN ASSEMBLY - No smoking (10-0828-3)	1	
-12	758 472	C	BULB - (A-9906-7)	5	
-13	80044-09		WELT ASSEMBLY - Overhead panel	4	

When ordering, always specify Part Number, Description and Serial Number of Aircraft

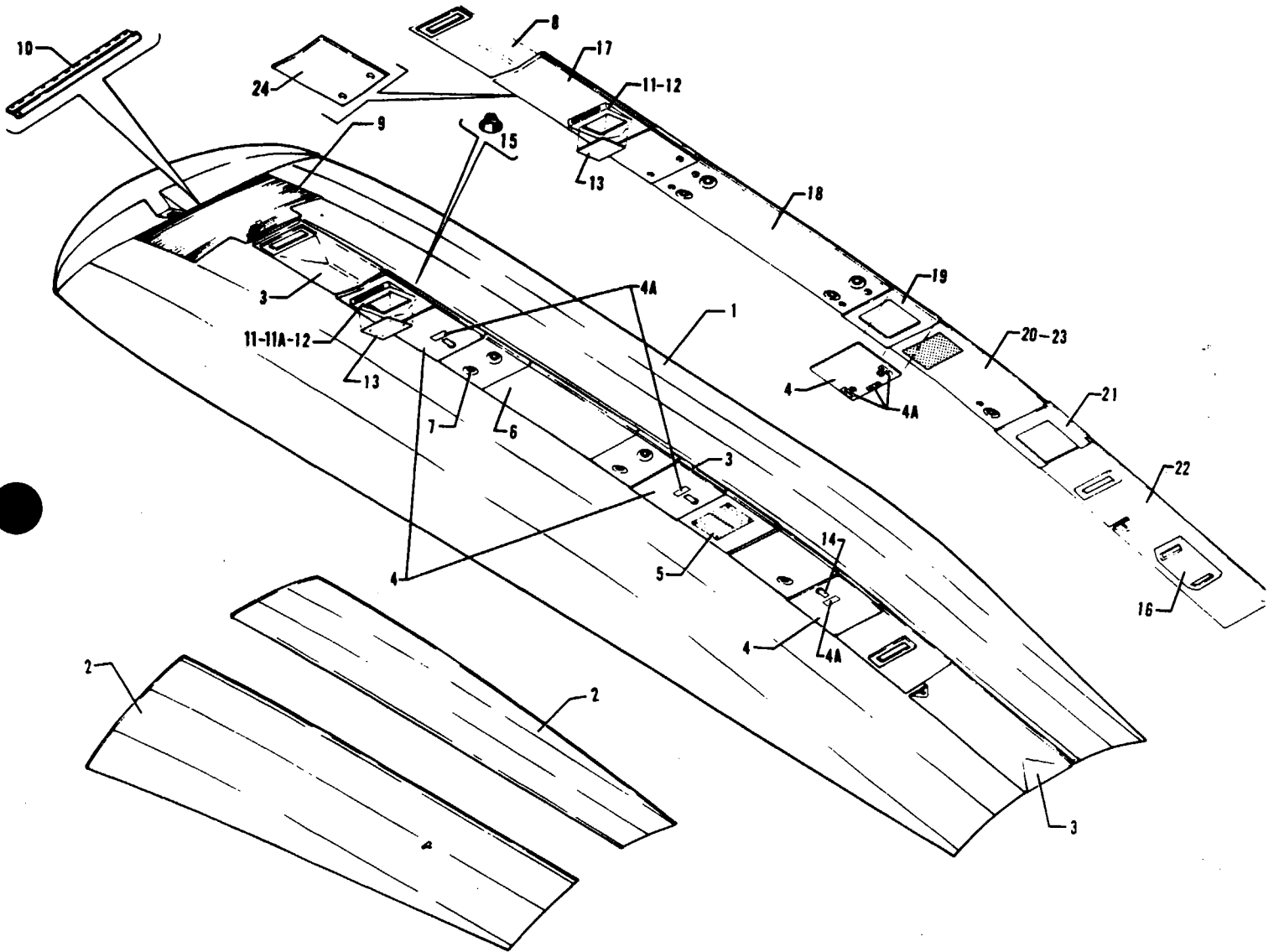


Figure 55B Cabin Headliner Installation
(See Code "A")

PIPER PARTS CATALOG

CODE EXPLANATIONS FOR FIGURE 55B

- A - Used on PA-31T with serial numbers 31T-7920053, 31T-8020001 and up, PA-31T1 with serial numbers 31T-8004001 to 31T-8304003 inclusive, 31T-1104004 and up, and PA-31T2
- B - Used on PA-31T1
- C - Used on PA-31T2
- D - Used on PA-31T
- E - Used if seat belt chimes are installed
- F - Used if aft cabin divider curtain is not installed
- G - Used if aft cabin divider curtain is installed
- H - Used if divider panel is installed at Sta 249 38
- J - Used if divider panel is installed at Sta 257 57
- K - Used on PA-31T Also used on PA-31T1 with serial numbers 31T-7804001 to 31T-8104101 inclusive
- L - Used on PA-31T1 with serial numbers 31T-8304001 to 31T-8304003 inclusive, 31T-1104004 and up
- M - Used if aircraft incorporates 10 place seating
- N - Used on PA-31T2 with serial numbers 31T-8166063 to 31T-8166076 inclusive, 31T-1166001 and up
- O - Used on PA-31T2 with serial numbers 31T-8166047 to 31T-8166076 inclusive, 31T-1166001 and up

PIPER PARTS CATALOG

Figure and Index Number	Part Number	Code	NOMENCLATURE	No. Req.	SERIAL NUMBERS AFFECTED
55B-	49620 29674 55640	B,D C	DRAWING - Headliner Installation DRAWING - Headliner Installation DRAWING - Headliner Installation, Aft Cabin		
-1	29153-300 29153-301	B,D C	HEADLINER ASSEMBLY - Vinyl, cream, left and right HEADLINER ASSEMBLY - Vinyl, cream, left and right	1 1	
-2	55640-04 55640-03		PANEL - Headliner, cabin, aft, left PANEL - Headliner, cabin, aft, right	1 1	
-3	29154-04 29154-03 29154-02 29154-09 29154-08	B,D H,K H,L	PANEL - Headliner, cabin, forward, Sta 126 to Sta 140 PANEL - Headliner, cabin, center, Sta 140 to Sta 203 PANEL - Headliner, cabin, aft, Sta 213 to Sta 271 PANEL - Headliner, cabin, aft, Sta 213 to Sta 271 PANEL - Headliner, cabin, aft, Sta 213 to Sta 271	1 1 1 1 1	
-4	29154-07 29674-05	B,D C	COVER ASSEMBLY - Oxygen mask storage COVER ASSEMBLY - Oxygen mask storage	3 3	
-4a	80907-02 80943-02	B,D C	* DECAL - Oxygen * DECAL - Oxygen - pull	1 1	
-5	29154-06 29154-12	K L	COVER - Access, speaker COVER - Access, speaker	1 1	
-6	29154-05 81885-05	B,D C	COVER - Access, antenna COVER - Access	1 1	
-7	477 853		NUT - Securing, reading light (2661)	5	
-8	81885-02 81885-13 81885-14	C C N	PANEL - Headliner, cabin, Sta 102 to Sta 120 PANEL - Headliner, cabin, Sta 102 to Sta 120 PANEL - Headliner, cabin, Sta 102 to Sta 115	1 1 1	31T-8166001 to 31T-8166046 incl 31T-8166047 to 31T-8166062 incl
-9	47552-00		SHEET - Rubber	1	
-10	80044-12		WELT ASSEMBLY - Overhead panel	4	
-11	486 656		SIGN ASSEMBLY - No smoking/fasten seat belts (31035-39-387)	1	
-11a	764 853		* LENS/BULB HOLDER ASSEMBLY - No smoking/fasten seat belts sign	1	
-12	472 028		* BULB - (PS10008-327)	5	
-13	29238-02 29238-03		COVER - Access COVER - Access	1 1	
-14	472 126	B,D	LATCH - Oxygen mask access cover (19-10-091-10)	3	
-15	585 094	E	SPEAKER - Seat belt chimes (R28A8)	1	
-16	81886-02	C	COVER - Cabin temperature controller	1	
-17	81885-03 81885-10 81885-15 02242-02	C C N C,M	PANEL - Headliner, cabin, Sta 120 to Sta 150 PANEL - Headliner, cabin, Sta 120 to Sta 150 PANEL - Headliner, cabin, Sta 120 to Sta 150 PANEL - Headliner, cabin, Sta 120 to Sta 150	1 1 1 1	31T-8166001 to 31T-8166046 incl 31T-8166047 to 31T-8166062 incl
-18	81885-04 81885-11	C O	PANEL - Headliner, cabin, Sta 150 to Sta 193 PANEL - Headliner, cabin, Sta 150 to Sta 193	1 1	31T-8166001 to 31T-8166046 incl
-19	81885-06	C	PANEL - Headliner, cabin, Sta 193 to Sta 204	1	31T-8166001 to 31T-8166046 incl
-20	81580-02 81580-03	C,F C,G	PANEL - Headliner, cabin, Sta 204 to Sta 224 PANEL - Headliner, cabin, Sta 204 to Sta 224	1 1	31T-8166001 to 31T-8166046 incl 31T-8166001 to 31T-8166046 incl
-21	81885-08	C	PANEL - Headliner, cabin, Sta 224 to Sta 234	1	31T-8166001 to 31T-8166046 incl
-22	81885-09 81885-16	C,H C,J	PANEL - Headliner, cabin, Sta 234 to Sta 271 PANEL - Headliner, cabin, Sta 234 to Sta 271	1 1	
-23	82019-03 82019-02	F,O G,O	PANEL - Headliner, cabin, Sta 193 to Sta 234 PANEL - Headliner, cabin, Sta 193 to Sta 234	1 1	
-24	81885-07	C,M	COVER - Oxygen mask storage, Sta 115	1	

When ordering, always specify Part Number, Description and Serial Number of Aircraft

PIPER PARTS CATALOG

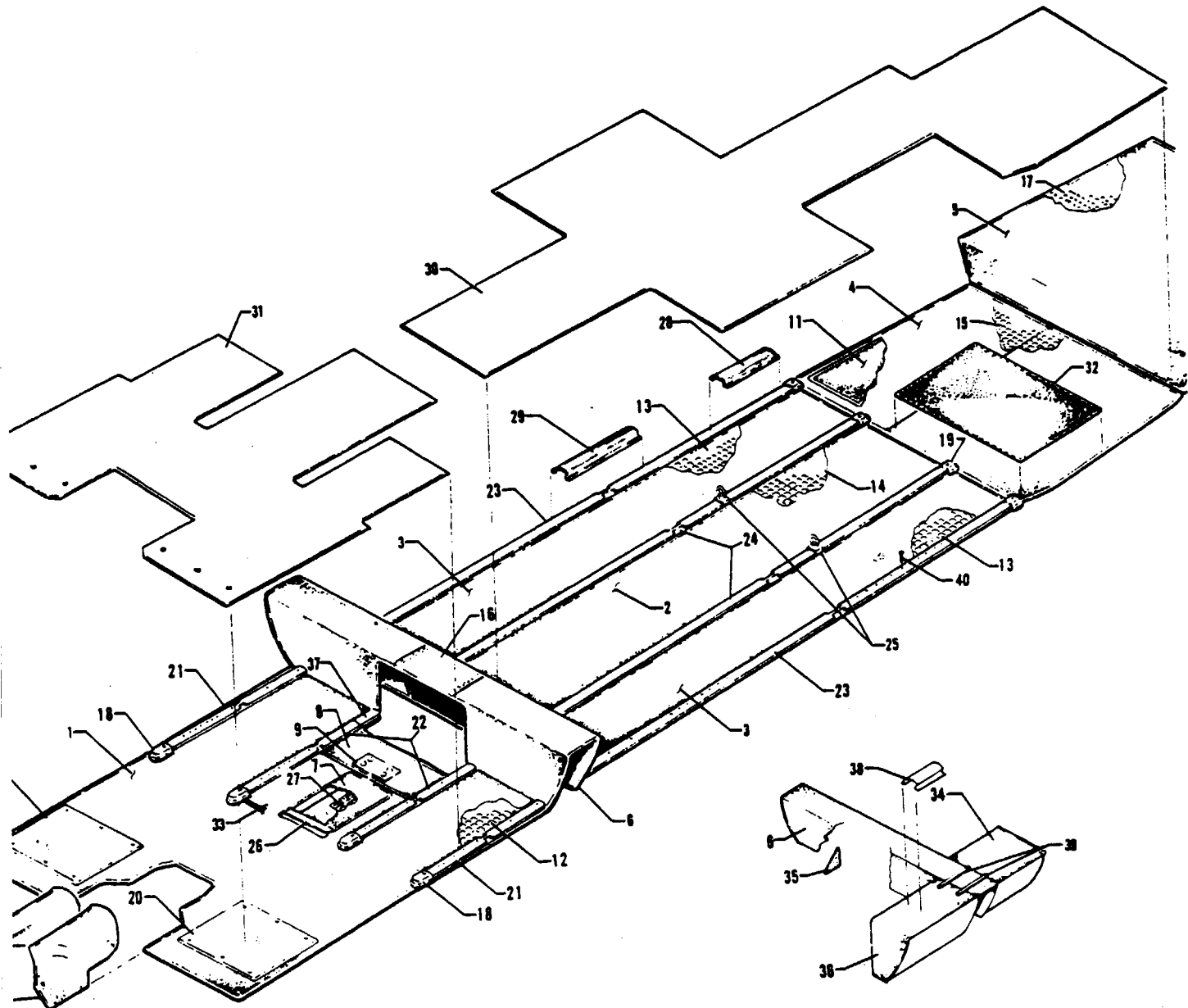


Figure 56 Carpet Installation

REVISED: MAY 1983

2E18

PA-31T
PA-31T1
PA-31T2

PIPER PARTS CATALOG

CODE EXPLANATIONS FOR FIGURE 56

- A - Used on PA-31T only
- B - Used on PA-31T1 only
- C - Used on PA-31T2 only
- D - Used if toilet seat is installed
- E - Serial number of aircraft must be supplied when ordering this part
- F - Used on PA-31T with serial numbers 31T-7620011 and up, and PA-31T1
- G - Used on PA-31T with serial numbers 31T-7720063 and up, and PA-31T1 with serial numbers 31T-7804001 to 31T-8104101 inclusive
- H - Used on PA-31T with serial numbers 31T-7400002 to 31T-7820069 inclusive, and PA-31T1 with serial numbers 31T-7804001 to 31T-7804004 inclusive
- J - Used on PA-31T with serial numbers 31T-7820070 and up, and PA-31T1 with serial numbers 31T-7804005 to 31T-8304003 inclusive, 31T-1104004 and up
- K - When ordering, specify color red, blue/green, gold or copper
- L - Used on PA-31T with serial numbers 31T-7400002 to 31T-7920094 inclusive, and PA-31T1 with serial numbers 31T-7804001 to 31T-7904057 inclusive
- M - Used on PA-31T with serial numbers 31T-8020001 and up, and PA-31T1 with serial numbers 31T-8004001 to 31T-8104101 inclusive
- N - Used on PA-31T with serial numbers 31T-7400002 to 31T-8020092 inclusive, and PA-31T1 with serial numbers 31T-7804001 to 31T-8004057 inclusive
- O - Used with contemporary and classic interiors only
- P - Used with continental interiors only
- Q - Used on PA-31T with serial numbers 31T-7620011 and up, PA-31T1 and PA-31T2
- R - Used on PA-31T with serial numbers 31T-7620011 and up, PA-31T1 with serial numbers 31T-7804001 to 31T-8104101 inclusive, and PA-31T2
- S - Used on PA-31T1 with serial numbers 31T-8304001 to 31T-8304003 inclusive, 31T-1104004 and up
- T - Used on PA-31T with serial numbers 31T-7620011 to 31T-8120050 inclusive, 31T-8120055, 31T-8120056, 31T-8120058, 31T-8120059 and PA-31T1 with serial numbers 31T-7804001 to 31T-8104041, 31T-8104043 to 31T-8104046 inclusive, 31T-8104048, 31T-8104050, 31T-8104051, 31T-8104053 to 31T-8104058 inclusive, 31T-8104060, 31T-8104061
- U - Used on PA-31T with serial numbers 31T-8120051 to 31T-8120054 inclusive, 31T-8120057, 31T-8120060 and up, and PA-31T1 with serial numbers 31T-8104042, 31T-8104047, 31T-8104049, 31T-8104052, 31T-8104059, 31T-8104062 to 31T-8104101 inclusive
- V - Used on PA-31T with serial numbers 31T-8120051 to 31T-8120054 inclusive, 31T-8120057, 31T-8120060 and up, PA-31T1 with serial numbers 31T-8104042, 31T-8104047, 31T-8104049, 31T-8104052, 31T-8104059, 31T-8104062 to 31T-8304003 inclusive, 31T-1104004 and up
- W - Used if cargo door is installed
- X - Used on PA-31T with serial numbers 31T-7620011 to 31T-8020092 inclusive, and PA-31T1 with serial numbers 31T-7804001 to 31T-8004057 inclusive
- Y - Used on PA-31T with serial numbers 31T-8120001 and up, and PA-31T1 with serial numbers 31T-8104001 to 31T-8304003 inclusive, 31T-1104004 and up
- Z - Used on PA-31T with serial numbers 31T-7620011 and up, and PA-31T1 with serial numbers 31T-7804001 to 31T-8104101 inclusive
- AA - Used if cargo door is not installed
- AB - Used if aircraft incorporates 10 place seating

PIPER PARTS CATALOG

Figure and Index Number	Part Number	Code	NOMENCLATURE	No Req	SERIAL NUMBERS AFFECTED
56-	48477	A	DRAWING - Carpet Installation		31T-7400002 to 31T-7620010 incl
	49090	Z	DRAWING - Carpet Installation		
	02222	S	DRAWING - Carpet Installation		
	81285	C	DRAWING - Carpet Installation		
-1	51243-00	A.E.O	CARPET ASSEMBLY - Crew compartment	1	31T-7400002 to 31T-7620010 incl
	51244-00	A.E.P	CARPET ASSEMBLY - Crew compartment	1	31T-7400002 to 31T-7620010 incl
	49090-21	E.F	CARPET ASSEMBLY - Crew compartment	1	
	81285-07	C.E	CARPET ASSEMBLY - Crew compartment	1	
-2	53218-02	A.E.O	CARPET ASSEMBLY - Passenger compartment, center	1	31T-7400002 to 31T-7620010 incl
	53623-02	A.E.P	CARPET ASSEMBLY - Passenger compartment, center	1	31T-7400002 to 31T-7620010 incl
	49090-07	A.E	CARPET ASSEMBLY - Passenger compartment, complete	1	31T-7620011 to 31T-7720062 incl
	49090-35	E.G	CARPET ASSEMBLY - Passenger compartment, complete	1	
	02222-07	E.S	CARPET ASSEMBLY - Passenger compartment, complete	1	
	81285-20	C.E	CARPET ASSEMBLY - Passenger compartment, complete	1	
-3	53218-03	A.E.O	CARPET ASSEMBLY - Passenger compartment, outboard	2	31T-7400002 to 31T-7620010 incl
	53623-03	A.E.P	CARPET ASSEMBLY - Passenger compartment, outboard	2	31T-7400002 to 31T-7620010 incl
-4	48456-00	A.E.O	CARPET ASSEMBLY - Cabin entrance, left	1	31T-7400002 to 31T-7620010 incl
	48519-00	A.E.P	CARPET ASSEMBLY - Cabin entrance, left	1	31T-7400002 to 31T-7620010 incl
	49090-06	E.R	CARPET ASSEMBLY - Cabin entrance, left	1	
	02222-09	E.S	CARPET ASSEMBLY - Cabin entrance, left	1	
	48457-00	A.E.O	CARPET ASSEMBLY - Cabin entrance, right	1	31T-7400002 to 31T-7620010 incl
	48517-00	A.E.P	CARPET ASSEMBLY - Cabin entrance, right	1	31T-7400002 to 31T-7620010 incl
	49090-05	E.Z	CARPET ASSEMBLY - Cabin entrance, right	1	
	02222-04	E.S	CARPET ASSEMBLY - Cabin entrance, right	1	
-5	48453-00	A.E.O	CARPET ASSEMBLY - Baggage compartment	1	31T-7400002 to 31T-7620010 incl
	48525-00	A.E.P	CARPET ASSEMBLY - Baggage compartment	1	31T-7400002 to 31T-7620010 incl
	49090-04	E.Q.AA	CARPET ASSEMBLY - Baggage compartment	1	
	49090-38	E.Q.W	CARPET ASSEMBLY - Baggage compartment	1	
-6	48449-00	A.E.O	CARPET ASSEMBLY - Spar cover	1	31T-7400002 to 31T-7620010 incl
	48449-02	A.E.P	CARPET ASSEMBLY - Spar cover	1	31T-7400002 to 31T-7620010 incl
	49090-09	E.F	CARPET ASSEMBLY - Spar cover	1	
	81285-32	C.E	CARPET ASSEMBLY - Spar cover	1	
-7	51237-00	A.E.O	CARPET ASSEMBLY - Floorboard, hydraulic hand pump	1	31T-7400002 to 31T-7620010 incl
	51238-00	A.E.P	CARPET ASSEMBLY - Floorboard, hydraulic hand pump	1	31T-7400002 to 31T-7620010 incl
	49090-10	E.F	CARPET ASSEMBLY - Floorboard, hydraulic hand pump	1	
	81285-06	C.E	CARPET ASSEMBLY - Floorboard, hydraulic hand pump	1	
-8	51239-00	A.E.O	CARPET ASSEMBLY - Access cover, circuit breaker	1	31T-7400002 to 31T-7620010 incl
	51240-00	A.E.P	CARPET ASSEMBLY - Access cover, circuit breaker	1	31T-7400002 to 31T-7620010 incl
	49090-27	E.X	CARPET ASSEMBLY - Access cover, circuit breaker	1	
	49090-36	E.Y	CARPET ASSEMBLY - Access cover, circuit breaker	1	
	81285-28	C.E	CARPET ASSEMBLY - Access cover, circuit breaker	1	
-9	50649-00	N	PLACARD - Circuit breaker, main (581 636)	1	
-10	48385-00	A	CARPET - Wheel well, left	1	31T-7400002 to 31T-7620010 incl
	48385-01	A	CARPET - Wheel well, right	1	31T-7400002 to 31T-7620010 incl
	48385-02	E.Q	CARPET - Wheel well, left	1	
	48385-03	E.Q	CARPET - Wheel well, right	1	
-11	53185-00	A.E.O	MAT ASSEMBLY - Door	1	31T-7400002 to 31T-7620010 incl
	53625-00	A.E.P	MAT ASSEMBLY - Door	1	31T-7400002 to 31T-7620010 incl
-12	47277-02		COVER - Carpet, crew compartment, clear	1	
-13	47278-06	A	COVER ASSEMBLY - Carpet, passenger compartment, outboard, clear	2	31T-7400002 to 31T-7720069 incl
-14	47278-07	A	COVER ASSEMBLY - Carpet, passenger compartment, center, clear	1	31T-7400002 to 31T-7720069 incl

When ordering, always specify Part Number, Description and Serial Number of Aircraft

PIPER PARTS CATALOG

Figure and Index Number	Part Number	Code	NOMENCLATURE	No Req	SERIAL NUMBERS AFFECTED
56-15	47276-00		COVER ASSEMBLY - Carpet, cabin entrance, clear	1	
	47475-00	D	COVER ASSEMBLY - Carpet, cabin entrance, clear	1	
-16	47399-00		COVER ASSEMBLY - Spar carpet, clear	1	
-17	43477-00		COVER - Carpet, baggage compartment, clear	1	
-18	25552-00		END COVER - Seat track	4	
-19	44023-00		END COVER - Seat track	4	
-20	47267-00		PLATE - Heel, left	1	
	47267-01		PLATE - Heel, right	1	
-21	45399-04	H	TRACK - Seat, crew compartment, outboard (Sta 111 50 to Sta 135)	2	
	49148-03	J	TRACK - Seat, crew compartment, outboard (Sta 111 50 to Sta 135)	2	
	29452-04	C	TRACK - Seat, crew compartment, outboard (Sta 87 50 to Sta 135)	2	
-22	45399-05	H	TRACK - Seat, crew compartment, inboard (Sta 111 50 to Sta 135)	2	
	49148-02	J	TRACK - Seat, crew compartment, inboard (Sta 111 50 to Sta 135)	2	
	29452-02	C	TRACK - Seat, crew compartment, inboard (Sta 87 50 to Sta 135)	2	
-23	45399-02	L	TRACK - Seat, passenger compartment, left, outboard (Sta 140 to Sta 215)	1	
	49193-02	M	TRACK - Seat, passenger compartment, left, outboard (Sta 140 to Sta 215)	1	
	01996-02	S	TRACK - Seat, passenger compartment, left, outboard (Sta 140 to Sta 221)	1	
	81307-02	C	TRACK - Seat, passenger compartment, left, outboard (Sta 140 to Sta 215)	1	
	45399-06	L	TRACK - Seat, passenger compartment, right, outboard (Sta 140 to Sta 215)	1	
	49193-03	M	TRACK - Seat, passenger compartment, right, outboard (Sta 140 to Sta 215)	1	
	01996-03	S	TRACK - Seat, passenger compartment, right, outboard (Sta 140 to Sta 221)	1	
	81307-03	C	TRACK - Seat, passenger compartment, right, outboard (Sta 140 to Sta 215)	1	
-24	45399-03	L	TRACK - Seat, passenger compartment, inboard, (Sta 140 to Sta 215)	2	
	49193-04	M	TRACK - Seat, passenger compartment, inboard, left (Sta 140 to Sta 215)	1	
	01996-04	S	TRACK - Seat, passenger compartment, inboard, left (Sta 140 to Sta 221)	1	
	81307-04	C	TRACK - Seat, passenger compartment, inboard, left (Sta 140 to Sta 215)	1	
	49193-05	M	TRACK - Seat, passenger compartment, inboard, right (Sta 140 to Sta 215)	1	
	01996-05	S	TRACK - Seat, passenger compartment, inboard, right (Sta 140 to Sta 221)	1	
	81307-05	C	TRACK - Seat, passenger compartment, inboard, right (Sta 140 to Sta 215)	1	
-25	46654-00	A,B	RING ASSEMBLY - Baggage tie down	AR	
-26	45658-00	A,B	PANEL ASSEMBLY - Floorboard cover, hydraulic hand pump	1	
	29573-02	C	PANEL ASSEMBLY - Floorboard cover, hydraulic hand pump	1	
-27	48242-00	A,B	* PLACARD - Emergency gear extension	1	
	80848-02	C	* PLACARD - Emergency gear extension	1	

When ordering, always specify Part Number, Description and Serial Number of Aircraft

PIPER PARTS CATALOG

Figure and Index Number	Part Number	Code	NOMENCLATURE	No. Req.	SERIAL NUMBERS AFFECTED
56-28	55665-03		COVER - Seat track (4 06" L)	AR	
	55665-02		COVER - Seat track (3 19" L)	AR	
	55665-09		COVER - Seat track (17 50" L)	AR	
	55665-13		COVER - Seat track (10 00" L)	AR	
	55665-08		COVER - Seat track (5 00" L)	AR	
-29	55665-04		COVER - Seat track (24 00" L)	AR	
	55665-05		COVER - Seat track (23 00" L)	AR	
	55665-08		COVER - Seat track (5 00" L)	AR	
	55665-09		COVER - Seat track (17 50" L)	AR	
	55665-07		COVER - Seat track (15 50" L)	AR	
	55665-12		COVER - Seat track (25 00" L)	AR	
-30	48853-02	A,E	COVER ASSEMBLY - Carpet, passenger compartment	1	31T-7400002 to 31T-7620010 incl
	48853-04	E,T	COVER ASSEMBLY - Carpet, passenger compartment	1	
	48853-08	E,U	COVER ASSEMBLY - Carpet, passenger compartment	1	
	02178-02	E,S	COVER ASSEMBLY - Carpet, passenger compartment	1	
	48853-06	E,C	COVER ASSEMBLY - Carpet, passenger compartment	1	
-31	54430-02	A,E	COVER ASSEMBLY - Carpet, crew compartment	1	31T-7400002 to 31T-7620010 incl
	54430-04	E,T	COVER ASSEMBLY - Carpet, crew compartment	1	
	54430-06	E,V	COVER ASSEMBLY - Carpet, crew compartment	1	
	01652-02	C,E	COVER ASSEMBLY - Carpet, crew compartment	1	
-32	48564-00	A,K	MAT ASSEMBLY - Cabin entrance	1	31T-7400002 to 31T-7620010 incl
	49105-02	E,F	MAT ASSEMBLY - Cabin entrance	1	
-33	81285-05	C,E	CARPET ASSEMBLY - Crew compartment, center	1	
-34	81285-03	C,E	CARPET ASSEMBLY - Seat mounting bracket	2	
-35	81285-13	C,E	CARPET - Spar brace cover, trim	2	
-36	81285-30	C,E	CARPET ASSEMBLY - Blower box housing, front and side, left	1	
	81285-34	C,E	CARPET ASSEMBLY - Blower box housing, front and side, right	1	
-37	55665-10	C	COVER - Seat track, crew	2	
-38	55665-11	C	COVER - Seat track, spar box	2	
-39	81916-02	C	TRACK - Seat, passenger, inboard	2	
	81916-04	C,AB	TRACK - Seat, passenger, inboard	2	
	81916-03	C	TRACK - Seat, passenger, outboard	2	
	81916-05	C,AB	TRACK - Seat, passenger, outboard	2	
-40	410 032		SCREW - (MS24694-S58) (1 1/32 L)	AR	
	410 033		SCREW - (MS24694-S59) (1 3/32 L)	AR	
	410 031		SCREW - (MS24694-S60) (1 5/32 L)	AR	

When ordering, always specify Part Number, Description and Serial Number of Aircraft

PIPER PARTS CATALOG

THIS PAGE INTENTIONALLY LEFT BLANK

PIPER PARTS CATALOG

THIS PAGE INTENTIONALLY LEFT BLANK

PIPER PARTS CATALOG

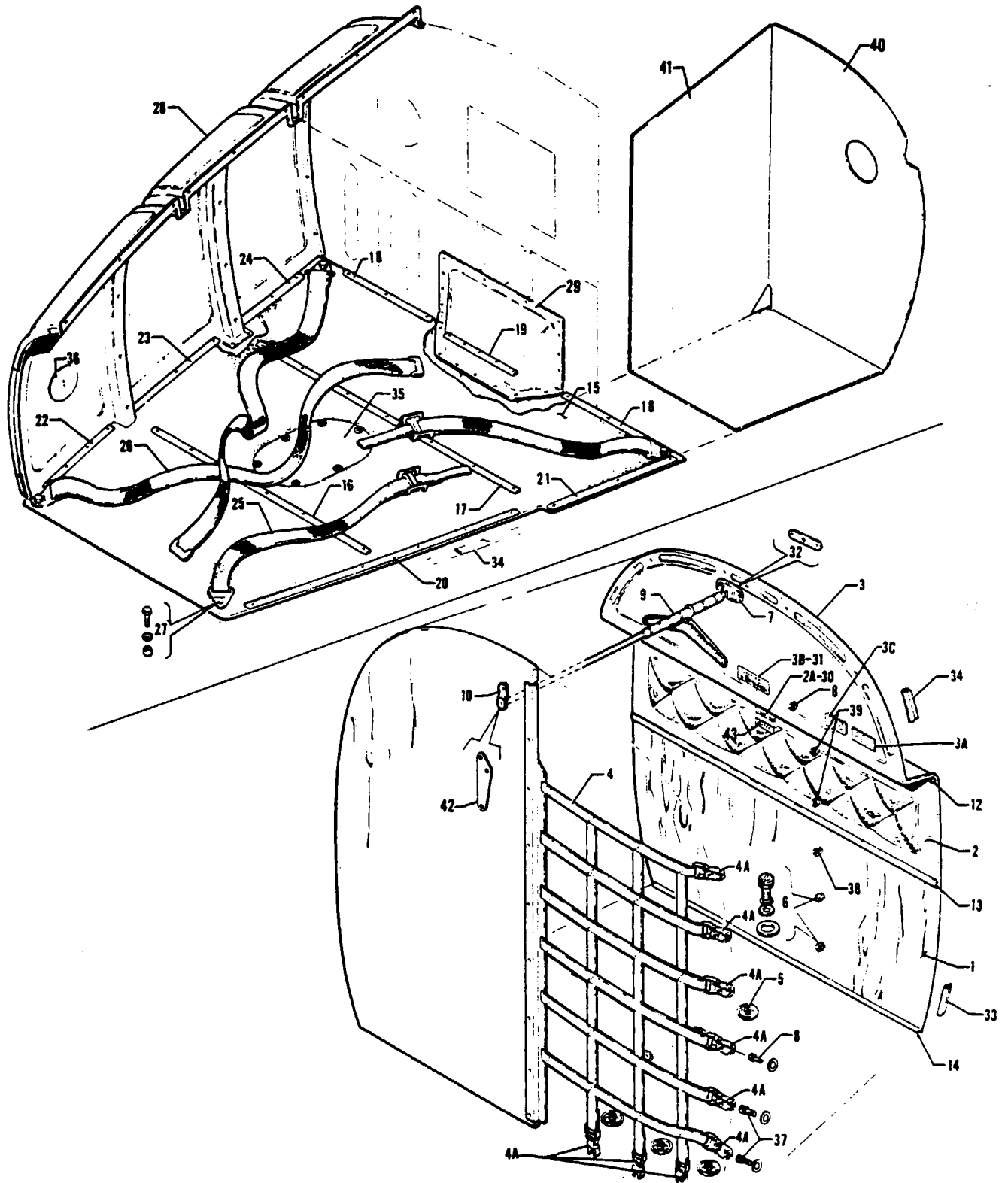


Figure 57 Baggage Compartments Finishing Installation

REVISED: MARCH 1984

PIPER PARTS CATALOG

CODE EXPLANATIONS FOR FIGURE 57

- A - Used on PA-31T only
- B - Used on PA-31T1 only
- C - Used on PA-31T1 with serial numbers 31T-8304001 to 31T-8304003 inclusive, 31T-1104004 and up
- D - Used on PA-31T with serial numbers 31T-7820001 and up, and PA-31T1
- E - Used on PA-31T with serial numbers 31T-7620028 and up, and PA-31T1 with serial numbers 31T-7804001 to 31T-8104101 inclusive
- F - Used on PA-31T with serial numbers 31T-7620011 and up, and PA-31T1 with serial numbers 31T-7804001 to 31T-8104073 inclusive
- G - Used on PA-31T1 when toilet seat or 7th seat is installed
- H - Serial number of aircraft must be supplied when ordering this part
- J - Used on PA-31T with serial numbers 31T-7400002 to 31T-8020052 inclusive, and PA-31T1 PA-31T aircraft should order part for serial numbers 31T-8020053 and up if SAS A O A Sensor Vane Installation Kit 764 031 has been installed per Service Letter No 835B
- K - Used on PA-31T with serial numbers 31T-8020053 and up Also used on PA-31T with serial numbers 31T-7400002 to 31T-8020052 inclusive if SAS A O A Sensor Vane Installation Kit 764 031 has been installed per Service Letter 835B
- L - When ordering, specify color white or beige
- M - Used on PA-31T with serial numbers 31T-7820001 and up, and PA-31T1
- N - Used if Cargo door is installed
- O - Used on PA-31T with serial numbers 31T-7620011 and up, and PA-31T1
- P - Used on PA-31T Also used on PA-31T1 with serial numbers 31T-7804001 to 31T-8104101 inclusive
- Q - Used if 22 0 cu ft oxygen bottle is installed
- R - Used if 49 8 cu ft or 50 1 cu ft oxygen bottle is installed
- S - Used if divider panel is installed at Sta 249 38
- T - Used if divider panel is installed at Sta 257 57
- U - Used on PA-31T with serial numbers 31T-7620011 and up, and PA-31T1 with serial numbers 31T-7804001 to 31T-8104101 inclusive
- V - Used on PA-31T with serial numbers 31T-7400002 and up, and PA-31T1 with serial numbers 31T-7804001 to 31T-8104101 inclusive
- W - Used if rear refreshment cabinet or divider panel is installed at Sta 257 57

PIPER PARTS CATALOG

Figure and Index Number	Part Number	Code	NOMENCLATURE	No. Req.	SERIAL NUMBERS AFFECTED
57-	48543	P	DRAWING - Forward Baggage Compartment Installation		
	01913	C	DRAWING - Forward Baggage Compartment Installation		
	51300	A	DRAWING - Cabin Interior Finishing Installation		31T-7400002 to 31T-7620010 incl
	49100	A	DRAWING - Cabin Interior Finishing Installation		31T-7400002 to 31T-7620010 incl.
	49400	D	DRAWING - Cabin Interior Finishing Installation		
-1	48373-00	A	PANEL ASSEMBLY - Lower trim	1	31T-7400002 to 31T-7620027 incl
	49088-02	A,H	PANEL ASSEMBLY - Lower trim	1	31T-7620028 to 31T-7720069 incl
	49088-06	M,H	PANEL ASSEMBLY - Lower trim	1	
	49088-08	N	PANEL ASSEMBLY - Lower trim	1	
-2	54607-02	A	PANEL ASSEMBLY - Center trim	1	31T-7400002 to 31T-7620010 incl
	49127-02	A	PANEL ASSEMBLY - Center trim	1	31T-7620011 to 31T-7620027 incl
	49085-05	E	PANEL ASSEMBLY - Center trim	1	
	02040-02	C,H	PANEL ASSEMBLY - Center trim	1	
	49085-06	N,V	PANEL ASSEMBLY - Center trim	1	
	02040-03	C,H,N	PANEL ASSEMBLY - Center trim	1	
-2a	80898-02	U	* DECAL - Baggage capacity	1	
	81036-02	C	* PLACARD - Baggage capacity	1	
-3	48391-00	A,L	COVER ASSEMBLY - Pressure valve trim	1	31T-7400002 to 31T-7920086 incl
	48391-06	A,L	COVER ASSEMBLY - Pressure valve trim	1	31T-7920087 and up
	48391-03	B,L	COVER ASSEMBLY - Pressure valve trim	1	31T-7804001 to 31T-7904047 incl
	48391-05	B,L	COVER ASSEMBLY - Pressure valve trim	1	31T-7904048 to 31T-8104101 incl
	02041-02	C,H,L	COVER ASSEMBLY - Pressure valve trim	1	
	81802-02	A,L,N	COVER ASSEMBLY - Pressure valve trim	1	
	81802-03	B,L,N	COVER ASSEMBLY - Pressure valve trim	1	31T-8004046 to 31T-8104101 incl
	02076-02	C,L,N	COVER ASSEMBLY - Pressure valve trim	1	
	80708-02	B	* PLACARD - Aft baggage compartment loading	1	31T-7804001 to 31T-7904026 incl
-3b	81037-02	O	* PLACARD - Relief valve obstruction	1	
-3c	81038-02	A,B	* PLACARD - Baggage compartment useage	1	
-4	47318-00	S	CARGO NET ASSEMBLY - (Walnut)	1	
	47318-02	S	CARGO NET ASSEMBLY - (Fawn)	1	
	01804-02	T	CARGO NET ASSEMBLY - (Fawn)	1	
-4a	758 604		* BUCKLE ASSEMBLY - Cargo net (FDC-5520)	9	
	47633-00		COVER - Cargo net stud trim	6	
	47378-00		STUD - Cargo net attachment	6	
	407 569		WASHER - (AN960-816)	6	
-5	40559-36		WASHER	6	
	47378-00		STUD - Cargo net attachment	2	
	44114-00		WASHER - Trim	2	
-6	407 569		WASHER - (AN960-816)	2	
	53241-00	A,L	COVER	1	31T-7400002 to 31T-7620010 incl
-7	53236-00	O	COVER	1	
	47378-00		STUD	5	
-8	44114-00		WASHER - Trim	5	
	47662-00	S	HOLDER ASSEMBLY - Coat hook	1	
-9	47662-02	T	HOLDER ASSEMBLY - Coat hook	1	
	47344-00		LUG - Coat hanger support	1	
-10	43251-02		COAT HANGER - Walnut	6	
-11	43251-03		COAT HANGER - Light teak	6	
-12	41322-00		EXTRUSION - Panel trim (6' length)	AR	
-13	43943-00		EXTRUSION - Panel trim (6' length)	AR	
-14	46469-00		EXTRUSION - Panel trim (6' length)	AR	

When ordering, always specify Part Number, Description and Serial Number of Aircraft

PIPER PARTS CATALOG

Figure and Index Number	Part Number	Code	NOMENCLATURE	No. Req.	SERIAL NUMBERS AFFECTED
57-15	48532-04	A	CARPET - Forward baggage, black	1	31T-7400002 to 31T-7620010 incl
	48543-06	F	CARPET ASSEMBLY - Forward baggage, gray	1	
	01913-08	C,H,Q	CARPET ASSEMBLY - Baggage compartment	1	
	01813-10	C,R	CARPET ASSEMBLY - Baggage compartment, forward	1	
	01913-14	C,R	CARPET ASSEMBLY - Baggage compartment, aft	1	
-16	47391-02	A	TRIM STRIP - Forward baggage	1	31T-7400002 to 31T-7620010 incl
-17	47391-03	A	TRIM STRIP - Forward baggage	1	31T-7400002 to 31T-7620010 incl
-18	47391-05	A	TRIM STRIP - Forward baggage	2	31T-7400002 to 31T-7620010 incl
-19	47391-06	A	TRIM STRIP - Forward baggage	1	31T-7400002 to 31T-7620010 incl
-20	47404-00	A	TRIM STRIP - Forward baggage	1	31T-7400002 to 31T-7620010 incl
-21	47391-04	A	TRIM STRIP - Forward baggage	1	31T-7400002 to 31T-7620010 incl
-22	47391-09	A	TRIM STRIP - Forward baggage	1	31T-7400002 to 31T-7620010 incl
-23	47391-08	A	TRIM STRIP - Forward baggage	1	31T-7400002 to 31T-7620010 incl
-24	47391-07	A	TRIM STRIP - Forward baggage	1	31T-7400002 to 31T-7620010 incl
-25	43375-02		STRAP ASSEMBLY - Baggage tie down	2	
-26	43376-02		STRAP ASSEMBLY - Baggage tie down	2	
-27	400 440		BOLT - (AN3-6A)	4	
	80122-07		WASHER	8	
	14175-45		BUSHING	4	
-28	48510-00	A	TRIM PANEL - Forward baggage compartment	1	31T-7400002 to 31T-7620010 incl
	48507-02	F	TRIM PANEL - Forward baggage compartment, front	1	
	48507-03	F	TRIM PANEL - Forward baggage compartment, rear	1	
-29	47005-03	A,B	ACCESS COVER	1	
-30	47545-00	A	PLACARD - Baggage capacity (581 585)	1	31T-7400002 to 31T-7620010 incl
-31	47955-00	A	PLACARD - Relief valve obstruction	1	31T-7400002 to 31T-7620010 incl
-32	47992-00		LUG - Coat hanger support	1	
-33	48372-00	A,H	WELT ASSEMBLY	2	31T-7400002 to 31T-7620010 incl
-34	80044-05	A,H	WELT ASSEMBLY	5	31T-7400002 to 31T-7620010 incl
	80044-10	H,O	WELT ASSEMBLY	5	
-35	54597-07		COVER ASSEMBLY - Floor access	1	
-36	12761-03	J	COVER ASSEMBLY - S A S access	1	
	29313-02	K	COVER ASSEMBLY - S A S access	1	
-37	47378-00		STUD	2	
	44114-00		WASHER - Trim	2	
-38	47378-00		STUD	1	
	44114-00		WASHER - Trim	1	
	407 569		WASHER - (AN960-816)	1	
	40559-36		WASHER	1	
-39	47378-00		STUD	2	
	44114-00		WASHER - Trim	2	
	407 569		WASHER - (AN960-816)	2	
	40559-36		WASHER	2	
-40	01885-02	C,Q	PANEL ASSEMBLY - Baggage compartment, aft, Sta 73	1	
	01885-06	C,R,X	PANEL ASSEMBLY - Baggage compartment, aft, Sta 73	1	
-41	01882-02	C	PANEL ASSEMBLY - Baggage compartment, inboard, Sta 50 10 to Sta 73	1	
-42	02232-02	C	PLATE - Coat hanger rod mounting	1	
-43	81065-02	C,W	PLACARD - Loading limitations	1	

When ordering, always specify Part Number, Description and Serial Number of Aircraft

PIPER PARTS CATALOG

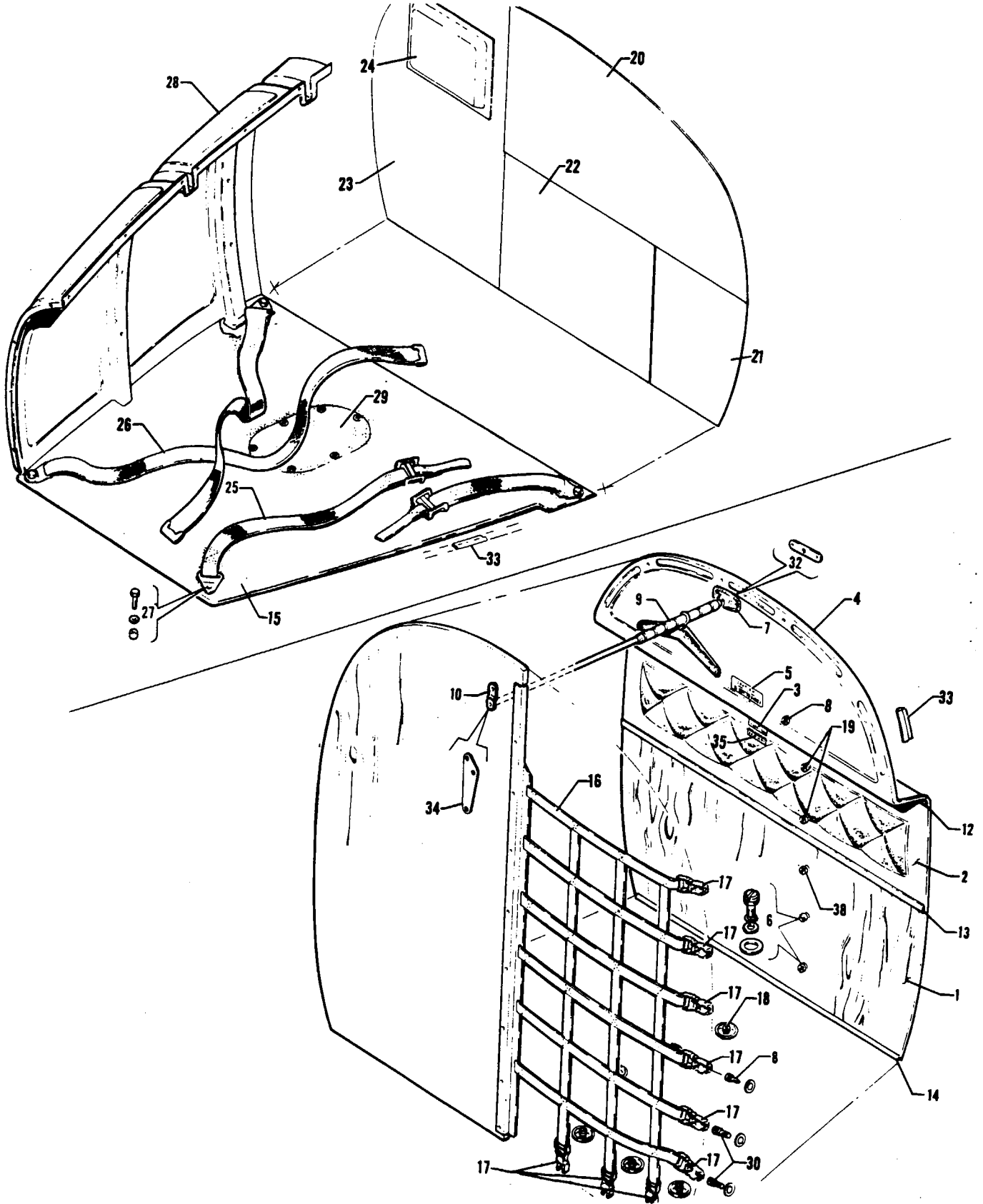


Figure 57A Baggage Compartments Finishing Installation

PIPER PARTS CATALOG

CODE EXPLANATIONS FOR FIGURE 57A

- A - Serial number of aircraft must be supplied when ordering this part
- B - Used if cargo door is installed
- C - Used if divider panel is installed at Sta 249 38
- D - Used if divider panel is installed at Sta 257 57
- E - Used if rear refreshment cabinet or divider panel is installed at Sta 257.57

PIPER PARTS CATALOG

Figure and Index Number	Part Number	Code	NOMENCLATURE	No. Req.	SERIAL NUMBERS AFFECTED
57A-	29970 81240		DRAWING - Forward Baggage Compartment Installation DRAWING - Cabin Interior Finishing Installation		
-1	49088-06	A	PANEL ASSEMBLY - Lower trim	1	
	49088-08	A,B	PANEL ASSEMBLY - Lower trim	1	
-2	49085-05		PANEL ASSEMBLY - Center trim	1	
	49085-06	B	PANEL ASSEMBLY - Center trim	1	
-3	80898-02		* DECAL - Baggage capacity	1	
-4	48391-07		COVER ASSEMBLY - Pressure valve trim	1	
	81802-11	N	COVER ASSEMBLY - Pressure valve trim	1	
-5	81037-02		* PLACARD - Relief valve obstruction	1	
-6	47378-00		STUD - Cargo net attachment	2	
	44114-00		WASHER - Trim	2	
	407 569		WASHER - (AN960-816)	2	
-7	53236-00		COVER	1	
-8	47378-00		STUD	5	
	44114-00		WASHER - Trim	5	
-9	47662-00	C	HOLDER ASSEMBLY - Coat hook	1	
	47662-02	D	HOLDER ASSEMBLY - Coat hook	1	
-10	47344-00		LUG - Coat hanger support	1	
-11	43251-02		COAT HANGER - Walnut	6	
	43251-03		COAT HANGER - Light teak	6	
-12	41322-00		EXTRUSION - Panel trim (6' length)	AR	
-13	43943-00		EXTRUSION - Panel trim (6' length)	AR	
-14	46469-00		EXTRUSION - Panel trim (6' length)	AR	
-15	29970-04		CARPET ASSEMBLY - Forward baggage, gray	1	
-16	47318-00	C	CARGO NET ASSEMBLY - (Walnut)	1	
	47318-02	C	CARGO NET ASSEMBLY - (Fawn)	1	
	01804-02	D	CARGO NET ASSEMBLY - (Fawn)	1	
-17	758 604		* BUCKLE ASSEMBLY - Cargo net (FDC-5520)	9	
-18	47633-00		COVER - Cargo net stud trim	6	
	47378-00		STUD - Cargo net attachment	6	
	407 569		WASHER - (AN960-816)	6	
	40559-36		WASHER	6	
-19	47378-00		STUD	2	
	44114-00		WASHER - Trim	2	
	407 569		WASHER - (AN960-816)	2	
	40559-36		WASHER	2	
-20	29848-02		PANEL ASSEMBLY - Baggage compartment partition	1	
-21	29938-02		PANEL ASSEMBLY - Baggage compartment partition	1	
-22	29881-02		PANEL ASSEMBLY - Baggage compartment partition	1	
-23	29928-02		PANEL ASSEMBLY - Baggage compartment partition	1	
-24	81773-02		* COVER - Ground fan access	1	
-25	43375-02		STRAP ASSEMBLY - Baggage tie down	2	
-26	43376-02		STRAP ASSEMBLY - Baggage tie down	2	
-27	400 440		BOLT - (AN3-6A)	4	
	80122-07		WASHER	8	
	14175-45		BUSHING	4	
-28	48507-04		TRIM PANEL - Forward baggage compartment, front	1	
	71292-04		TRIM PANEL - Forward baggage compartment, rear	1	
-29	54597-07		COVER ASSEMBLY - Floor access	1	
-30	47378-00		STUD	2	
	44114-00		WASHER - Trim	2	

When ordering, always specify Part Number, Description and Serial Number of Aircraft

PIPER PARTS CATALOG

Figure and Index Number	Part Number	Code	NOMENCLATURE	No. Req.	SERIAL NUMBERS AFFECTED
57A-31	47378-00		STUD	1	
	44114-00		WASHER - Trim	1	
	407 569		WASHER - (AN960-816)	1	
	40559-36		WASHER	1	
-32	47992-00		LUG - Coat hanger support	1	
-33	80044-10	A	WELT ASSEMBLY	5	
-34	02232-02	D	PLATE - Coat hanger rod mounting	1	
-35	81065-02	E	PLACARD - Loading limitations	1	31T-1166001 and up

When ordering, always specify Part Number, Description and Serial Number of Aircraft

PIPER PARTS CATALOG

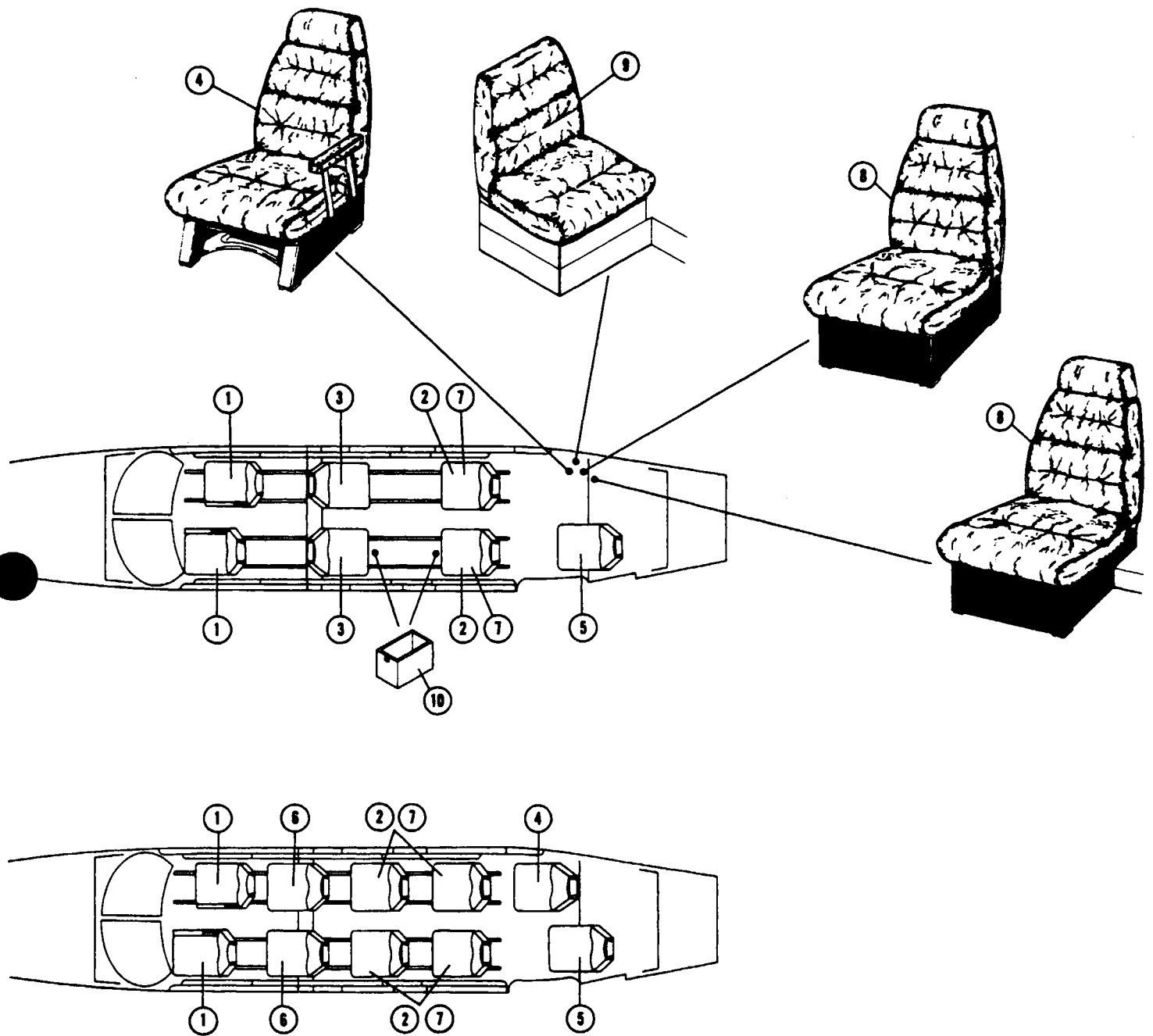


Figure 57B Cabin Seats Arrangements

REVISED MARCH 1984

PA-31T
PA-31T1
PA-31T2

PIPER PARTS CATALOG

CODE EXPLANATIONS FOR FIGURE 57B

- A - See Figure 58 for component parts
- B - See Figure 59 for component parts
- C - See Figure 60 or Figure 60A for component parts
- D - See Figure 61 for component parts
- E - See Figure 62 for component parts
- F - See Figure 59B for component parts
- G - See Figure 59A for component parts
- H - See Figure 63A for component parts
- J - See Figure 63 or Figure 63B for component parts
- K - Used on PA-31T1 with serial numbers 31T-1104010 and up, and PA-31T2 with serial numbers 31T-1166004 and up
- L - Used on PA-31T only
- M - Used on PA-31T with serial numbers 31T-7620011 and up, and PA-31T1 with serial numbers 31T-7804001 to 31T-8104101 inclusive
- N - Used on PA-31T1 with serial numbers 31T-8304001 to 31T-8304003 inclusive, 31T-1104004 and up
- O - Used on PA-31T2 only

PIPER PARTS CATALOG

Figure and Index Number	Part Number	Code	NOMENCLATURE	No Req	SERIAL NUMBERS AFFECTED
57B-	48535	L	DRAWING - Seats Installation		31T-7400002 to 31T-7620010 incl
	49150	M	DRAWING - Seats Installation		
	02210	N	DRAWING - Seats Installation		
	81363	O	DRAWING - Seats Installation		
	02252	O	DRAWING - 10 Place Interior Installation		
-1		A	SEAT INSTALLATION - Crew, left	1	
		A	SEAT INSTALLATION - Crew, right	1	
-2		B	SEAT INSTALLATION - Passenger, forward facing	AR	
-3		C	SEAT INSTALLATION - Passenger, aft facing	2	
-4		D	SEAT INSTALLATION - Passenger, seventh	1	
-5		E	SEAT INSTALLATION - Passenger, eighth	1	
-6		F	SEAT INSTALLATION - Passenger, forward facing spar box	2	
-7		G	SEAT INSTALLATION - Passenger, lateral tracking	AR	
-8		H	SEAT INSTALLATION - Toilet, forward facing	1	
-9		J	SEAT INSTALLATION - Toilet, side facing	1	
-10	02197-02	K	BOX ASSEMBLY - Storage, seat	AR	

When ordering, always specify Part Number, Description and Serial Number of Aircraft

PIPER PARTS CATALOG

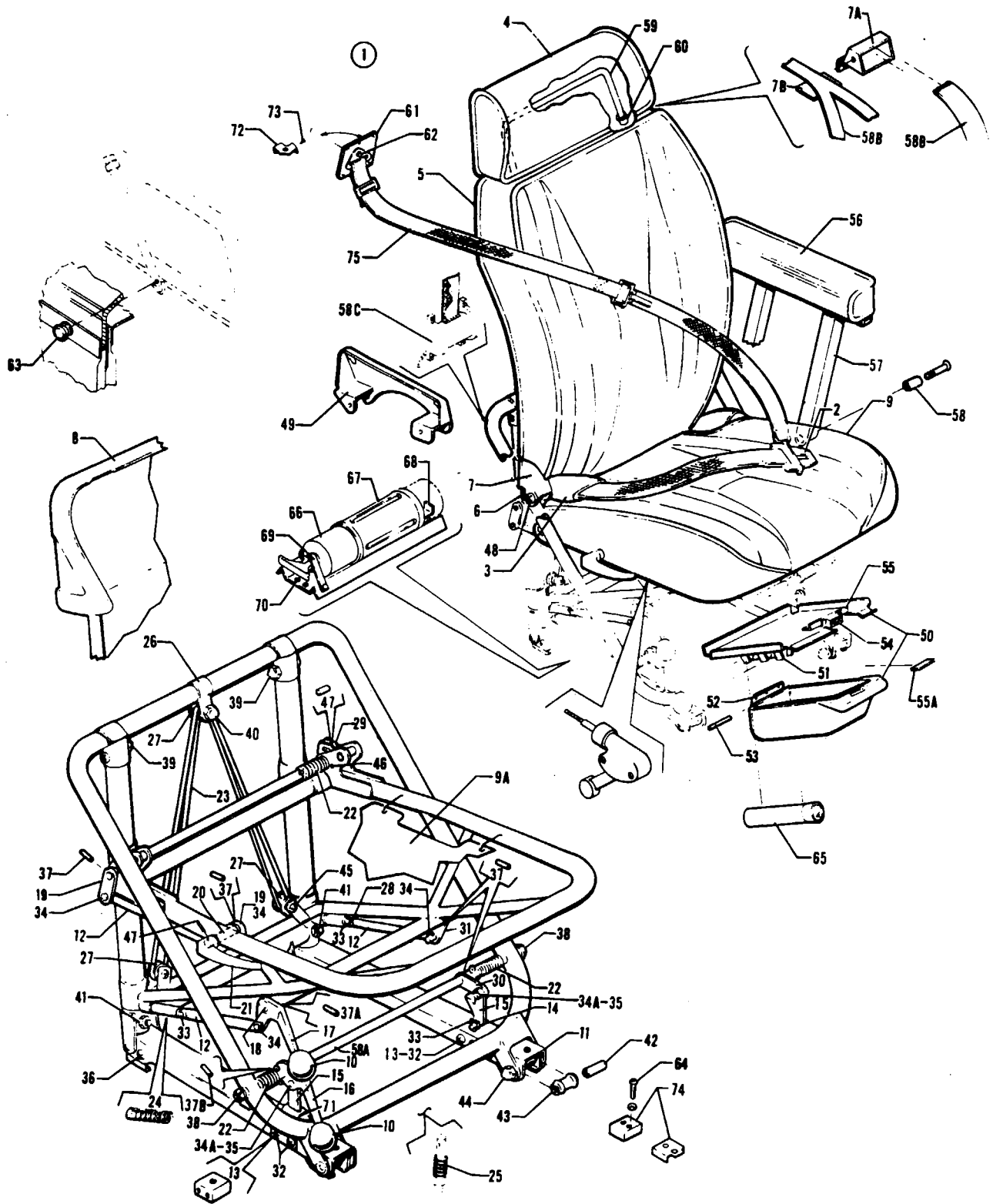


Figure 58 Crew Seats Installation

PIPER PARTS CATALOG

CODE EXPLANATIONS FOR FIGURE 58

- A - Serial number of aircraft must be supplied when ordering this part
- B - Used on PA-31T only
- C - Used on PA-31T1 only
- D - Used on PA-31T2 only
- E - Used on PA-31T with serial numbers 31T-7820001 and up, PA-31T1 and PA-31T2
- F - Used on PA-31T with serial numbers 31T-7400002 to 31T-7820032 inclusive, and PA-31T1 with serial number 31T-7804001
- G - Used on PA-31T with serial numbers 31T-7820033 to 31T-8020092 inclusive, and PA-31T1 with serial numbers 31T-7804002 to 31T-8004057 inclusive and 31T-8304001 to 31T-8304003 inclusive, 31T-1104004 and up
- H - Used on PA-31T with serial numbers 31T-8120001 and up, PA-31T1 with serial numbers 31T-8104001 to 31T-8304003 inclusive, 31T-1104004 and up, and PA-31T2
- J - Used if single strap shoulder harness assembly is installed
- K - Used if dual strap shoulder harness assembly is installed
- L - Used on PA-31T with serial numbers 31T-7400002 to 31T-8020092 inclusive, and PA-31T1 with serial numbers 31T-7804001 to 31T-8004057 inclusive
- M - Used on PA-31T with serial numbers 31T-7820001 to 31T-8020092 inclusive, and PA-31T1 with serial numbers 31T-7804001 to 31T-8004057 inclusive
- N - Used on PA-31T with serial numbers 31T-7620011 to 31T-8020092 inclusive, and PA-31T1 with serial numbers 31T-7804001 to 31T-8004057 inclusive
- O - Not used if shoulder harness is installed
- P - Used on PA-31T with serial numbers 31T-7620011 and up, PA-31T1, and PA-31T2
- Q - Used on PA 31T with serial numbers 31T-7620011 and up, and PA-31T1 with serial numbers 31T-7804001 to 31T-8104101 inclusive
- R - Used on PA-31T with serial numbers 31T-7400002 to 31T-8120014 inclusive, 31T1 with serial numbers 31T-7804001 to 31T-8104013 inclusive, and PA-31T2 with serial numbers 31T-8166001 to 31T-8166003 inclusive
- S - Used on PA-31T with serial numbers 31T-8120015 and up, PA-31T1 with serial numbers 31T-8104014 to 31T-8304003 inclusive, 31T-1104004 and up, and PA-31T2 with serial numbers 31T-8166004 to 31T-8166076 inclusive, 31T-1166001 and up
- T - Used on PA-31T with serial numbers 31T-7620011 and up, PA-31T1 with serial numbers 31T-7804001 to 31T-8104070 inclusive, and PA-31T2 with serial numbers 31T-8166001 to 31T-8166063 inclusive
- U - Used on PA-31T1 with serial numbers 31T-8104072 to 31T-8304003 inclusive, 31T-1104004 and up, and PA-31T2 with serial numbers 31T-8166064 to 31T-8166076 inclusive, 31T-1166001 and up
- V - Used on PA-31T with serial numbers 31T-8120001 and up, PA-31T1 with serial numbers 31T-8104001 to 31T-8104101 inclusive and PA-31T2
- W - Used on PA-31T1 with serial numbers 31T-8304001 to 31T-8304003 inclusive, 31T-1104004 and up
- X - Used on PA-31T1 with serial numbers 31T-8304001 to 31T-8304003 inclusive, 31T-1104004 to 31T-1104010 inclusive
- Y - Used on PA-31T with serial numbers 31T-8120001 and up, PA-31T1 with serial numbers 31T-8104001 to 31T-8304003 inclusive, 31T-1104004 to 31T-1104010 inclusive, and PA-31T2 with serial numbers 31T-8166001 to 31T-8166066 inclusive, 31T-8166068 to 31T-8166076 inclusive
- Z - Used on PA-31T with serial numbers 31T-8120001 and up, PA-31T1 with serial numbers 31T-8104001 to 31T-8104101 inclusive, and PA-31T2 with serial numbers 31T-8166001 to 31T-8166066 inclusive, 31T-8166068 to 31T-8166076 inclusive
- AA - Used on PA-31T1 with serial numbers 31T-1104011 and up, PA-31T2 with serial numbers 31T-8166067, 31T-1166001 and up
- AB - Used on PA-31T2 with serial numbers 31T-8166067, 31T-1166001 and up

PIPER PARTS CATALOG

Figure and Index Number	Part Number	Code	NOMENCLATURE	No Req.	SERIAL NUMBERS AFFECTED
58-	48535	B	DRAWING - Seats installation		31T-7400002 to 31T-7620010 incl
	49150	Q	DRAWING - Seats Installation		
	02210	W	DRAWING - Seats Installation		
	81363	D	DRAWING - Seats installation		
-1	48520-00	A,B	SEAT ASSEMBLY - Crew (complete), left	1	31T-7400002 to 31T-7620010 incl
	48520-01	A,B	SEAT ASSEMBLY - Crew (complete), right	1	31T-7400002 to 31T-7620010 incl
	48520-04	A,B	SEAT ASSEMBLY - Crew (complete), left	1	31T-7620011 to 31T-7720069 incl
	48520-05	A,B	SEAT ASSEMBLY - Crew (complete), right	1	31T-7620011 to 31T-7720069 incl
	48520-08	A,M	SEAT ASSEMBLY - Crew (complete), left	1	
	48520-09	A,M	SEAT ASSEMBLY - Crew (complete), right	1	
	55013-08	A,J,Z	SEAT ASSEMBLY - Crew (complete), left	1	
	55013-09	A,J,Z	SEAT ASSEMBLY - Crew (complete), right	1	
	02202-02	A,J,X	SEAT ASSEMBLY - Crew (complete), left	1	
	02202-03	A,J,X	SEAT ASSEMBLY - Crew (complete), right	1	
	02202-06	A,C,J	SEAT ASSEMBLY - Crew (complete), left	1	31T-1104011 and up
	02202-07	A,C,J	SEAT ASSEMBLY - Crew (complete), right	1	31T-1104011 and up
	02381-02	A,J,AB	SEAT ASSEMBLY - Crew (complete), left	1	
	02381-03	A,J,AB	SEAT ASSEMBLY - Crew (complete), right	1	
	55013-10	A,K,Z	SEAT ASSEMBLY - Crew (complete), left	1	
	55013-11	A,K,Z	SEAT ASSEMBLY - Crew (complete), right	1	
	02202-04	A,K,X	SEAT ASSEMBLY - Crew (complete), left	1	
	02202-05	A,K,X	SEAT ASSEMBLY - Crew (complete), right	1	
	02202-08	A,C,K	SEAT ASSEMBLY - Crew (complete), left	1	31T-1104011 and up
	02202-09	A,C,K	SEAT ASSEMBLY - Crew (complete), right	1	31T-1104011 and up
	02381-04	A,K,AB	SEAT ASSEMBLY - Crew (complete), left	1	
	02381-05	A,K,AB	SEAT ASSEMBLY - Crew (complete), right	1	
	-2	25801-10	O	* BELT ASSEMBLY - Safety, black	1
-3	53134-00	A,B	* SHROUD ASSEMBLY - Safety belt fitting	2	31T-7400002 to 31T-7620010 incl
	49102-02	A,P	* SHROUD ASSEMBLY - Safety belt fitting	2	
	49102-04	A,H,K	* SHROUD ASSEMBLY - Safety belt fitting	2	
-4	53233-04	A,B	* HEADREST ASSEMBLY	1	31T-7400002 to 31T-7620010 incl
	49089-02	A,B	* HEADREST ASSEMBLY	1	31T-7620011 to 31T-7720069 incl
	49337-02	A,M	* HEADREST ASSEMBLY - Left	1	
	49337-03	A,M	* HEADREST ASSEMBLY - Right	1	
	49337-10	A,V	* HEADREST ASSEMBLY - Left	1	
	49337-11	A,V	* HEADREST ASSEMBLY - Right	1	
	-5	48516-00	A,B	* BACK ASSEMBLY - Seat, crew	1
49073-02		A,B	* BACK ASSEMBLY - Seat, crew	1	31T-7620011 to 31T-7720069 incl
49335-02		A,M	* BACK ASSEMBLY - Seat, crew, left	1	
49335-03		A,M	* BACK ASSEMBLY - Seat, crew, right	1	
29593-20		A,H,J	* BACK ASSEMBLY - Seat, crew, left	1	
29593-21		A,H,J	* BACK ASSEMBLY - Seat, crew, right	1	
29593-22		A,H,K	* BACK ASSEMBLY - Seat, crew, left	1	
29593-23		A,H,K	* BACK ASSEMBLY - Seat, crew, right	1	
-6		43088-00	L	* * STUD	2
	31166-00	H	* * STUD	2	
-7	53646-00	L	* * BRACKET - Seat back frame hinge	1	
	53646-02	H	* * BRACKET - Seat back frame hinge	2	
-7a	29589-05	H,J	* * BRACKET ASSEMBLY - Shoulder harness	1	
-7b	54979-04	H,K	* * PLATE ASSEMBLY - Shoulder harness rub	1	
-8	48518-00	A,B	* COVER - Trim, bottom crew seat	1	31T-7400002 to 31T-7620010 incl
	49074-06	A,B	* COVER - Trim, bottom crew seat	1	31T-7620011 to 31T-7720069 incl
	49310-18	A,M	* COVER ASSEMBLY - Trim, bottom crew seat, left	1	
	49310-17	A,M	* COVER ASSEMBLY - Trim, bottom crew seat, right	1	
	81553-02	A,H,J	* COVER ASSEMBLY - Trim, bottom crew seat, left	1	
	81553-03	A,H,J	* COVER ASSEMBLY - Trim, bottom crew seat, right	1	

When ordering, always specify Part Number, Description and Serial Number of Aircraft

PIPER PARTS CATALOG

Figure and Index Number	Part Number	Code	NOMENCLATURE	No. Req	SERIAL NUMBERS AFFECTED
58-9	48521-02	A,B	* COVER ASSEMBLY - Bottom	1	31T-7400002 to 31T-7620010 incl
	49074-04	A,B	* COVER ASSEMBLY - Bottom, left	1	31T-7620011 to 31T-7720069 incl
	49074-05	A,B	* COVER ASSEMBLY - Bottom, right	1	31T-7620011 to 31T-7720069 incl
	49310-04	A,M	* COVER ASSEMBLY - Bottom, left	1	
	49310-05	A,M	* COVER ASSEMBLY - Bottom, right	1	
	49310-30	A,H,J	* COVER ASSEMBLY - Bottom, left	1	
	49310-29	A,H,J	* COVER ASSEMBLY - Bottom, right	1	
	49310-32	A,H,K	* COVER ASSEMBLY - Bottom, left	1	
	49310-31	A,H,K	* COVER ASSEMBLY - Bottom, right	1	
-9a	587 600	F	* SUSPENSION - Elastaseat (P-151)	1	
	41722-10	G	* NETTING - Nylon	1	
	49155-02	H	* SUPPORT - Seat	1	
-10	471 065		* KNOB - Oval (187), black	2	
-11	41725-00		* CHANNEL ASSEMBLY - Seat runner	2	
-12	41693-02		* TUBE - Seat position mechanism, lower	2	
	41693-03		* TUBE - Seat position mechanism, upper	1	
-13	53900-00		* GUIDE - Seat latch plunger	2	
-14	53899-00		* PLUNGER - Seat latch	2	
-15	60054-43		* LINK - Seat mechanism (2 31" L)	2	
-16	41694-00		* LEVER - Seat track latch, left	1	
	41694-01		* LEVER - Seat track latch, right	1	
-17	41691-00		* LEVER - Seat position	1	
-18	41968-00		* TUBE - Seat mechanism	1	
-19	41698-04	L	* LINK - Seat mechanism	2	
	41698-04	H	* LINK - Seat mechanism, aft	1	
	41698-05	H	* LINK - Seat mechanism, front	1	
-20	41965-00	R	* TUBE - Seat handle attachment, left	1	
	41965-02	S	* TUBE - Seat handle attachment, left	1	
	41965-01	R	* TUBE - Seat handle attachment, right	1	
	41965-03	S	* TUBE - Seat handle attachment, right	1	
-21	32380-00		* HANDLE - Seat recliner	1	
-22	19336-01		* SPRING - Left	2	
	19336-00		* SPRING - Right	2	
-23	31322-09		* RING - Shock cord	1	
-24	50111-00		* SPRING - Seat plunger	2	
-25	83302-61		* SPRING - Plunger	2	
-26	80002-84	L	* CLAMP - Pulley	1	
-27	41699-00		* PULLEY - Seat position mechanism	3	
-28	12073-03		* PLUNGER ASSEMBLY - Seat bottom	2	
-29	43097-00	B	* CAM - Reclining seat	2	31T-7400002 to 31T-7720069 incl
	19365-02	E	* CAM - Reclining seat	2	
-30	41698-02		* LINK - Seat mechanism	1	
-31	41698-03		* LINK - Seat mechanism	1	
-32	400 879		* BOLT - (AN23-27A)	4	
	477 707		* NUT - (26C-02)	4	
-33	424 142		* PIN - Flat head (MS20392-1C11)	4	
	407 562		* WASHER - (AN960-6)	4	
	424 051		* COTTER PIN - (MS24665-132)	4	
-34	424 143		* PIN - Flat head (MS20392-1C13)	4	
	407 562		* WASHER - (AN960-6)	4	
	424 051		* COTTER PIN - (MS24665-132)	4	
-34a	424 143	L	* PIN - Flathead (MS20392-1C13)	2	
	424 144	H	* PIN - Flathead (MS20392-1C15)	2	
	407 562		* WASHER - (AN960-6)	2	
	424 051		* COTTER PIN - (MS24665-132)	2	
-35	81342-64		* WASHER	2	
-36	400 917		* BOLT - (AN24-27A)	2	
	41413-38		* BUSHING	2	
	477 708		* NUT - (26C-048)	2	

When ordering, always specify Part Number, Description and Serial Number of Aircraft

PIPER PARTS CATALOG

Figure and Index Number	Part Number	Code	NOMENCLATURE	No. Req	SERIAL NUMBERS AFFECTED
58-37	480 696		* ROLL PIN - (59-022-094-0625)	4	
-37a	480 697		* ROLL PIN - (59-022-094-0875)	1	
-37b	480 682		* ROLL PIN - (59-022-094-0750)	1	
-38	400 899	L	* BOLT - (AN24-9A)	2	
	407 136	L	* WASHER - (AN936-A416)	2	
-39	400 915		* BOLT - (AN24-25A)	2	
	407 565		* WASHER - (AN960-416)	2	
	477 708		* NUT - (26C-048)	2	
-40	400 867		* BOLT - (AN23-15A)	1	
	407 564		* WASHER - (AN960-10)	1	
	477 707		* NUT - (26C-02)	1	
-41	400 915		* BOLT - (AN24-25A)	2	
	407 565		* WASHER - (AN960-416)	2	
	404 836		* NUT - (MS20364-428C)	2	
-42	41413-38		* BUSHING	4	
-43	18968-00		* ROLLER	4	
-44	400 919		* BOLT - (AN24-29A)	4	
	477 708		* NUT - (26C-048)	4	
-45	400 867		* BOLT - (AN23-15A)	2	
	407 564		* WASHER - (AN960-10)	2	
	404 887		* NUT - (MS20365-1032C)	2	
-46	480 732		* ROLL PIN - (59-040-187-0937)	2	
-47	480 701		* ROLL PIN - (59-028-125-0625)	3	
-48	400 919		* BOLT - (AN24-29A)	2	
	41413-26		* BUSHING	2	
	44114-00		* WASHER	2	
	407 565		* WASHER - (AN960-416)	2	
	477 709		* NUT - (26C-048)	2	
-49	53071-00	L	* BRACKET ASSEMBLY - Armrest attachment, left	1	
	53071-01	L	* BRACKET ASSEMBLY - Armrest attachment, right	1	
-50	53255-04		* CONTAINER ASSEMBLY - Oxygen mask	1	
-51	554 914		* * CLIP - Flashlight, left (40)	1	
-52	43123-00		* * HINGE	1	
-53	81761-65		* * PIN - Hinge	1	
-54	454 294		* * CATCH - Magnetic (9798)	1	
-55	43353-00		* * ANGLE	1	
-55a	42080-00		* * PLACARD - Oxygen warning	1	
-56	53260-02	A,B	* ARMREST ASSEMBLY - Crew	1	31T-7400002 to 31T-7620010 incl
	49099-04	A,N	* ARMREST ASSEMBLY - Crew, left	1	
	49099-05	A,N	* ARMREST ASSEMBLY - Crew, right	1	
	49099-12	A,H	* ARMREST ASSEMBLY - Crew, left	1	
	49099-13	A,H	* ARMREST ASSEMBLY - Crew, right	1	
-57	52904-02	L	* * SUPPORT ASSEMBLY - Armrest	1	
	52904-06	H	* * SUPPORT ASSEMBLY - Armrest, left	1	
	52904-07	H	* * SUPPORT ASSEMBLY - Armrest, right	1	
-58	80012-116		* BUSHING - Armrest support (25" O D)	2	
	400 907	L	* BOLT - (AN24-17A)	2	
	400 907	H	* BOLT - (AN24-17A) Aft	1	
	400 914	H	* BOLT - (AN24-24A) Front	1	
	80022-142	H	* BUSHING - Armrest support, front (62" O D)	1	
-58a	41980-00	L	* TUBE - Seat latch mechanism (17 44" L)	1	
	41980-02	L	* TUBE - Seat latch mechanism (16 94" L)	1	
	54959-02	H	* TUBE - Seat latch mechanism	1	
-58b	55893-04	J,Y	* INERTIA REEL ASSEMBLY - (Includes shoulder harness and lap belts)	1	
	02363-20	J,AA	* INERTIA REEL ASSEMBLY - (Includes shoulder harness and lap belts) navy blue	1	

When ordering, always specify Part Number, Description and Serial Number of Aircraft

PIPER PARTS CATALOG

Figure and Index Number	Part Number	Code	NOMENCLATURE	No. Req.	SERIAL NUMBERS AFFECTED
58-58b	02363-21	J,AA	* INERTIA REEL ASSEMBLY - (Includes shoulder harness and lap belts) dragon red	1	
	02363-22	J,AA	* INERTIA REEL ASSEMBLY - (Includes shoulder harness and lap belts) tan	1	
	02363-23	J,AA	* INERTIA REEL ASSEMBLY - (Includes shoulder harness and lap belts) WN1655 #65 tan	1	
	02363-24	J,AA	* INERTIA REEL ASSEMBLY - (Includes shoulder harness and lap belts) brown	1	
	02363-25	J,AA	* INERTIA REEL ASSEMBLY - (Includes shoulder harness and lap belts) charcoal grey	1	
	02363-26	J,AA	* INERTIA REEL ASSEMBLY - (Includes shoulder harness and lap belts) medium blue	1	
	02363-27	J,AA	* INERTIA REEL ASSEMBLY - (Includes shoulder harness and lap belts) cessna tan	1	
	02363-28	J,AA	* INERTIA REEL ASSEMBLY - (Includes shoulder harness and lap belts) burgundy	1	
	02363-31	A,C,J	* INERTIA REEL ASSEMBLY - (Includes shoulder harness and lap belts) saddle	1	31T-1104011 and up
	02363-32	A,C,J	* INERTIA REEL ASSEMBLY - (Includes shoulder harness and lap belts) marigold	1	31T-1104011 and up
	584 172	K,Y	* HARNESS ASSEMBLY - Shoulder (includes inertia reel and inertia reel lock control/cable assembly)	1	
	02380-02	K,AA	* HARNESS ASSEMBLY - Shoulder (includes inertia reel and inertia reel lock control/cable assembly) navy blue	1	
	02380-03	K,AA	* HARNESS ASSEMBLY - Shoulder (includes inertia reel and inertia reel lock control/cable assembly) dragon red	1	
	02380-04	K,AA	* HARNESS ASSEMBLY - Shoulder (includes inertia reel and inertia reel lock control/cable assembly) tan	1	
	02380-05	K,AA	* HARNESS ASSEMBLY - Shoulder (includes inertia reel and inertia reel lock control/cable assembly) WN1655 #65 tan	1	
	02380-06	K,AA	* HARNESS ASSEMBLY - Shoulder (includes inertia reel and inertia reel lock control/cable assembly) brown	1	
	02380-07	K,AA	* HARNESS ASSEMBLY - Shoulder (includes inertia reel and inertia reel lock control/cable assembly) charcoal grey	1	
	02380-08	K,AA	* HARNESS ASSEMBLY - Shoulder (includes inertia reel and inertia reel lock control/cable assembly) medium blue	1	
	02380-09	K,AA	* HARNESS ASSEMBLY - Shoulder (includes inertia reel and inertia reel lock control/cable assembly) cessna tan	1	
	02380-10	K,AA	* HARNESS ASSEMBLY - Shoulder (includes inertia reel and inertia reel lock control/cable assembly) burgundy	1	
02380-11	A,C,K	* HARNESS ASSEMBLY - Shoulder (includes inertia reel and inertia reel lock control/cable assembly) saddle	1	31T-1104011 and up	
02380-12	A,C,K	* HARNESS ASSEMBLY - Shoulder (includes inertia reel and inertia reel lock control/cable assembly) marigold	1	31T-1104011 and up	

When ordering, always specify Part Number, Description and Serial Number of Aircraft

PIPER PARTS CATALOG

Figure and Index Number	Part Number	Code	NOMENCLATURE	No. Req.	SERIAL NUMBERS AFFECTED
58-58c	81788-02	A,H,J	* SHROUD - Shoulder harness inertia reel	1	
-59	02209-02	W	* TUBE - Headrest attachment	1	
-60	81573-02	W	* RECEPTACLE - Headrest	2	
-61	32884-03	L	PLATE ASSEMBLY - Shoulder harness mounting	2	
-62	29999-10	L	BUSHING - Shoulder harness	2	
	29999-11	L	BUSHING - Shoulder harness	2	
	401 310	L	BOLT - (AN4-10A)	2	
	407 565	L	WASHER - (AN960-416)	2	
-63	487 560	L	STUD - (XX-10369-12)	2	
-64	415 521	B,C	SCREW - (MS35206-231)	4	
	407 041	B,C	LOCK WASHER - (MS35338-41)	4	
-65	460 928		FLASHLIGHT - (2D Cell)	1	
-66	459 848	T	EXTINGUISHER - Fire (42211-00) Scott	1	
	459 839	T	EXTINGUISHER - Fire (GH-2 1/2) General Fire Extinguisher Corp	1	
	459 843	U	EXTINGUISHER - Fire (PS50162-2)	1	
-67	52718-00	P	BRACKET ASSEMBLY - Fire extinguisher	1	
-68	52716-00	P	ANGLE - Fire extinguisher retaining	1	
-69	52717-00	P	STRAP ASSEMBLY - Fire extinguisher	1	
-70	415 533	P	SCREW - (MS35206-243)	4	
-71	55842-02		BRACKET - Seat frame	2	
-72	54499-02		RETAINER - Shoulder harness boot	2	
-73	419 882		SCREW - (4 x 1/4, Type "A")	4	
-74	43776-00	B,C	STOP - Seat	2	
	81579-02	D	STOP - Seat	4	
-75	54534-02	L	HARNES ASSEMBLY - Shoulder, inertia reel, black	2	

When ordering, always specify Part Number, Description and Serial Number of Aircraft

PIPER PARTS CATALOG

THIS PAGE INTENTIONALLY LEFT BLANK

PIPER PARTS CATALOG

THIS PAGE INTENTIONALLY LEFT BLANK

THIS PAGE INTENTIONALLY LEFT BLANK

PIPER PARTS CATALOG

THIS PAGE INTENTIONALLY LEFT BLANK

THIS PAGE INTENTIONALLY LEFT BLANK

PIPER PARTS CATALOG

THIS PAGE INTENTIONALLY LEFT BLANK

PIPER PARTS CATALOG

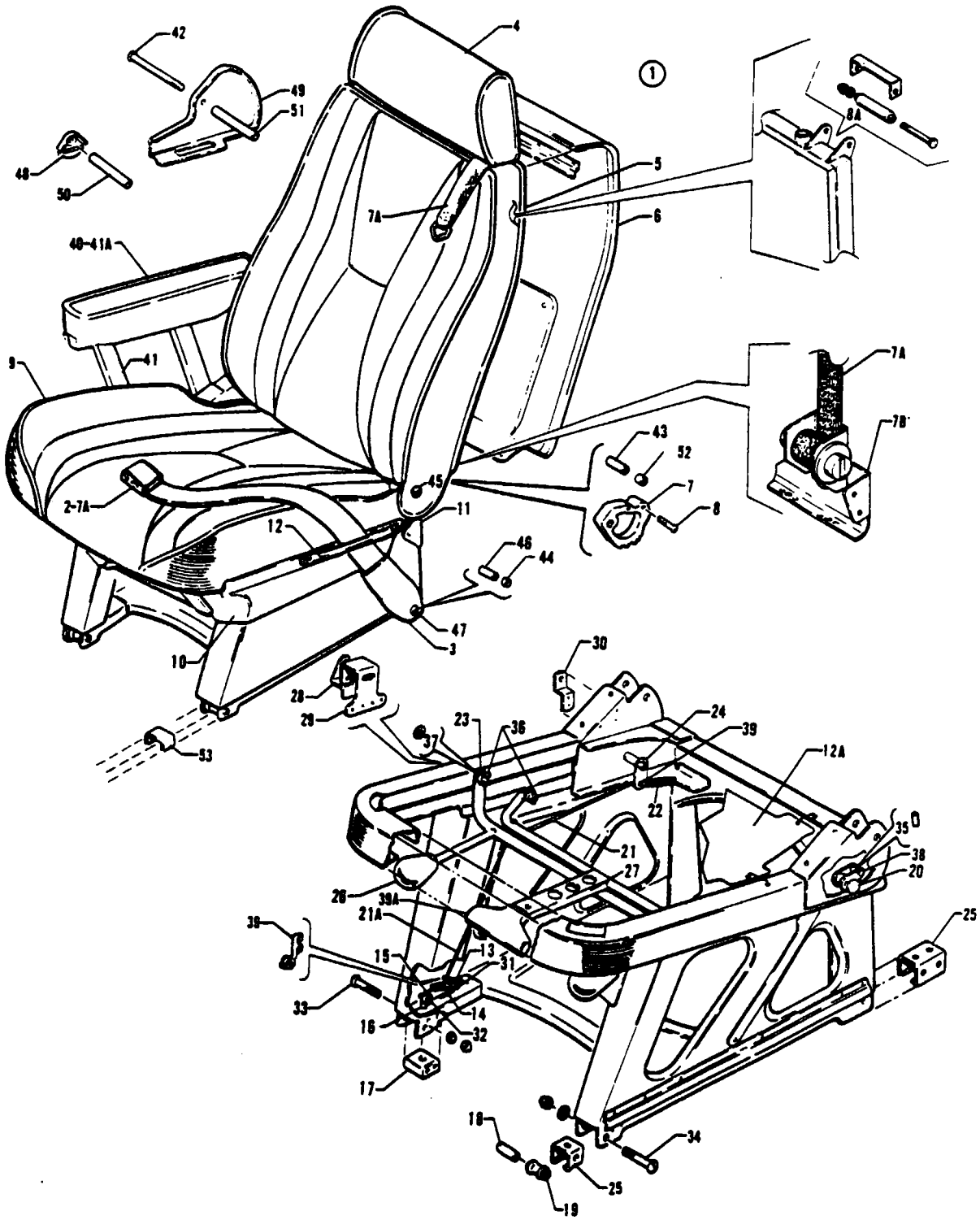


Figure 59. Passenger Seats Installation - Forward Facing

REVISED: FEBRUARY 1981

2G1

PA-31T
PA-31T1
PA-31T2

PIPER PARTS CATALOG

CODE EXPLANATIONS FOR FIGURE 59

- A - Serial number of aircraft must be supplied when ordering this part
- B - Used on PA-31T only
- C - Used on PA-31T2
- D - Used on PA-31T1 with serial numbers 31T-8304001 to 31T-8304003 inclusive, 31T-1104004 and up
- E - Used on PA-31T with serial numbers 31T-7520023 and up, PA-31T1, and PA-31T2
- F - Used on PA-31T with serial numbers 31T-7400002 and up, PA-31T1, and PA-31T2.
- G - Used on PA-31T with serial numbers 31T-7720001 and up, and PA-31T1 with serial numbers 31T-7804001 to 31T-8104101 inclusive
- H - Used on PA-31T with serial numbers 31T-7820001 and up, PA-31T1, and PA-31T2
- J - When ordering this part, specify Headrest Assembly, Part No 49321-03, for PA-31T with serial numbers 31T-7820001 to 31T-7820038 inclusive, and PA-31T1 with serial numbers 31T-7804001 and 31T-7804002. Specify Headrest Assembly, Part No 49706-03, for PA-31T with serial numbers 31T-7820039 to 31T-7920032 inclusive, and PA-31T1 with serial numbers 31T-7804003 to 31T-7904011 inclusive
- K - Used on PA-31T with serial numbers 31T-7820001 to 31T-7820038 inclusive. Also used on PA-31T1 with serial numbers 31T-7804001 and 31T-7804002
- L - Used on PA-31T with serial numbers 31T-7820039 and up, PA-31T1 with serial numbers 31T-7804003 to 31T-8104071 inclusive and PA-31T2 with serial numbers 31T-8166001 to 31T-8166058 inclusive
- M - Used on PA-31T with serial numbers 31T-7400002 to 31T-7820032 inclusive, and PA-31T1 with serial number 31T-7804001
- N - Used on PA-31T with serial numbers 31T-7820033 and up, PA-31T1 with serial numbers 31T-7804002 to 31T-8304003 inclusive, 31T-1104004 and up, and PA-31T2
- O - Used on PA-31T with serial numbers 31T-7820001 to 31T-7920032 inclusive, and PA-31T1 with serial numbers 31T-7804001 to 31T-7904011 inclusive
- P - Used on PA-31T with serial numbers 31T-7920033 and up, PA-31T1 with serial numbers 31T-7904012 to 31T-8304003 inclusive, 31T-1104004 and up, and PA-31T2
- Q - Used on PA-31T with serial numbers 31T-7620011 to 31T-7920030 inclusive, and PA-31T1 with serial numbers 31T-7804001 to 31T-7904010 inclusive
- R - Used on PA-31T with serial numbers 31T-7920031 and up, PA-31T1 with serial numbers 31T-7904011 to 31T-8304003 inclusive, 31T-1104004 and up, and PA-31T2
- S - Used on PA-31T with serial numbers 31T-8020001 and up, PA-31T1 with serial numbers 31T-8004001 to 31T-8304003 inclusive, 31T-1104004 and up, and PA-31T2
- T - Used if seat assembly incorporates an integral shoulder harness
- U - Used if seat assembly does not incorporate an integral shoulder harness
- V - Used on PA-31T with serial numbers 31T-7400002 to 31T-7920094 inclusive, and PA-31T1 with serial numbers 31T-7804001 to 31T-7904057 inclusive
- W - Used on PA-31T with serial numbers 31T-7820001 to 31T-8020005 inclusive, and PA-31T1 with serial numbers 31T-7804001 to 31T-8004003 inclusive
- X - Used on PA-31T with serial numbers 31T-8020006 and up, PA-31T1 with serial numbers 31T-8004004 to 31T-8104071 inclusive, and PA-31T2 with serial numbers 31T-8166001 to 31T-8166058 inclusive
- Y - Used on PA-31T with serial numbers 31T-7400002 to 31T-8020005 inclusive, and PA-31T1 with serial numbers 31T-7804001 to 31T-8004003 inclusive
- Z - Used on PA-31T with serial numbers 31T-7620011 and up, PA-31T1, and PA-31T2
- AA - Used on PA-31T with serial numbers 31T-7620011 and up, and PA-31T1 with serial numbers 31T-7804001 to 31T-8104101 inclusive
- AB - Used on PA-31T with serial numbers 31T-7920033 and up, PA-31T1 with serial numbers 31T-7904012 to 31T-8104071 inclusive and PA-31T2 with serial numbers 31T-8166001 to 31T-8166058 inclusive
- AC - Used on PA-31T with serial numbers 31T-8020001 and up, PA-31T1 with serial numbers 31T-8004001 to 31T-8104071 inclusive, and PA-31T2 with serial numbers 31T-8166001 to 31T-8166058 inclusive
- AD - Used on PA-31T1 with serial numbers 31T-8104072 to 31T-8304003 inclusive, 31T-1104004 and up, and PA-31T2 with serial numbers 31T-8166059 to 31T-8166076 inclusive, 31T-1166001 and up
- AE - Used on PA-31T with serial numbers 31T-7820001 and up, PA-31T1 with serial numbers 31T-7804001 to 31T-8104071 inclusive, and PA-31T2 with serial numbers 31T-8166001 to 31T-8166058 inclusive.
- AF - When ordering this part, specify Headrest Assembly, Part No 49321-02, for PA-31T with serial numbers 31T-7820001 to 31T-7820038 inclusive, and PA-31T1 with serial numbers 31T-7804001 and 31T-7804002. Specify Headrest Assembly, Part No 49706-02, for PA-31T with serial numbers 31T-7820039 to 31T-7920032 inclusive, and PA-31T1 with serial numbers 31T-7804003 to 31T-7904011 inclusive
- AG - Used on PA-31T1 with serial numbers 31T-1104011 and up, and PA-31T2 with serial numbers 31T-8166067, 31T-1166001 and up
- AH - Used on PA-31T1 with serial numbers 31T-8104072 to 31T-8304003 inclusive, 31T-1104004 to 31T-1104010 inclusive, and PA-31T2 with serial numbers 31T-8166059 to 31T-8166066 inclusive, 31T-8166068 to 8166076 inclusive

PIPER PARTS CATALOG

CODE EXPLANATIONS FOR FIGURE 59 (cont)

- AJ - Used on PA-31T with serial numbers 31T-8020001 and up, PA-31T1 with serial numbers 31T-8004001 to 31T-8304003 inclusive, 31T-1104004 to 31T-1104010 inclusive, and PA-31T2 with serial numbers 31T-8166001 to 31T-8166066 inclusive, 31T-8166068 to 31T-8166076 inclusive
- AK - Used on PA-31T with serial numbers 31T-7400002 and up, PA-31T1 with serial numbers 31T-7804001 to 31T-8304003 inclusive, 31T-1104004 to 31T-1104010 inclusive, and PA-31T2 with serial numbers 31T-8166001 to 31T-8166066 inclusive, 31T-8166068 to 31T-8166076 inclusive

PIPER PARTS CATALOG

Figure and Index Number	Part Number	Code	NOMENCLATURE	No. Req.	SERIAL NUMBERS AFFECTED		
59-	48535	B	DRAWING - Passenger Seats Installation		31T-7400002 to 31T-7620010 incl		
	49150	AA	DRAWING - Passenger Seats Installation				
	02210	D	DRAWING - Passenger Seats Installation				
	81363	C	DRAWING - Seats Installation				
-1	48537-02	A,B	SEAT ASSEMBLY - Passenger (complete), left	1	31T-7400002 to 31T-7620010 incl		
	48537-03	A,B	SEAT ASSEMBLY - Passenger (complete), right	1			
	48537-10	A,B	SEAT ASSEMBLY - Passenger (complete), left	1			
	48537-11	A,B	SEAT ASSEMBLY - Passenger (complete), right	1			
	48537-18	A,O,AF	SEAT ASSEMBLY - Passenger (complete), left	1			
	48537-19	A,J,O	SEAT ASSEMBLY - Passenger (complete), right	1			
	48537-22	A,U,AB	SEAT ASSEMBLY - Passenger (complete), left	1			
	48537-23	A,U,AB	SEAT ASSEMBLY - Passenger (complete), right	1			
	48537-28	A,T,AC	SEAT ASSEMBLY - Passenger (complete), left	1			
	48537-29	A,T,AC	SEAT ASSEMBLY - Passenger (complete), right	1			
	48537-44	A,U,AH	SEAT ASSEMBLY - Passenger (complete) left	1			
	48537-45	A,U,AH	SEAT ASSEMBLY - Passenger (complete) right	1			
	48537-46	A,T,AH	SEAT ASSEMBLY - Passenger (complete) left	1			
	48537-47	A,T,AH	SEAT ASSEMBLY - Passenger (complete) right	1			
	02367-04	A,U,AG	SEAT ASSEMBLY - Passenger (complete) left	1			
	02367-05	A,U,AG	SEAT ASSEMBLY - Passenger (complete) right	1			
	02367-06	A,T,AG	SEAT ASSEMBLY - Passenger (complete) left	1			
	02367-07	A,T,AG	SEAT ASSEMBLY - Passenger (complete) right	1			
	-2	25801-02	U,AK	* BELT ASSEMBLY - Safety, black		1	
		02314-02	A,U,AG	* BELT ASSEMBLY - Safety, navy blue		1	
02314-03		A,U,AG	* BELT ASSEMBLY - Safety, dragon red	1			
02314-04		A,U,AG	* BELT ASSEMBLY - Safety, tan	1			
02314-05		A,U,AG	* BELT ASSEMBLY - Safety, WN1655 #65 tan	1			
02314-06		A,U,AG	* BELT ASSEMBLY - Safety, brown	1			
02314-07		A,U,AG	* BELT ASSEMBLY - Safety, charcoal grey	1			
02314-08		A,U,AG	* BELT ASSEMBLY - Safety, medium blue	1			
02314-09		A,U,AG	* BELT ASSEMBLY - Safety, cessna tan	1			
02314-10		A,U,AG	* BELT ASSEMBLY - Safety, burgundy	1			
-3	53134-00	A,B	* SHROUD ASSEMBLY - Safety belt fitting	2	31T-7400002 to 31T-7620010 incl		
-4	53288-00	A,B	* HEADREST ASSEMBLY - (5" High)	1	31T-7400002 to 31T-7620010 incl		
	49089-02	A,B	* HEADREST ASSEMBLY	1	31T-7620011 to 31T-7720069 incl		
	49321-02	A,K	* HEADREST ASSEMBLY - Left	1			
	49706-02	A,L,U	* HEADREST ASSEMBLY - Left	1			
	29933-02	A,T,AC	* HEADREST ASSEMBLY - Left	1			
	01636-02	A,AD	* HEADREST ASSEMBLY - Left	1			
	49321-03	A,K	* HEADREST ASSEMBLY - Right	1			
	49706-03	A,L,U	* HEADREST ASSEMBLY - Right	1			
	29933-03	A,T,AC	* HEADREST ASSEMBLY - Right	1			
	01636-03	A,AD	* HEADREST ASSEMBLY - Right	1			
	-5	48536-00	A,B	* BACK ASSEMBLY - Seat	1	31T-7400002 to 31T-7620010 incl	
		49095-02	A,B	* BACK ASSEMBLY - Seat	1	31T-7620011 to 31T-7720069 incl	
		49320-02	A,U,W	* BACK ASSEMBLY - Seat, left	1		
		49320-20	A,U,X	* BACK ASSEMBLY - Seat, left	1		
49320-22		A,U,AD	* BACK ASSEMBLY - Seat, left	1			
29246-02		A,T,AJ	* BACK ASSEMBLY - Seat, left	1			
02373-02		A,T,AG	* BACK ASSEMBLY - Seat, left	1			
49320-03		A,U,W	* BACK ASSEMBLY - Seat, right	1			
49320-21		A,U,X	* BACK ASSEMBLY - Seat, right	1			
49320-23		A,U,AD	* BACK ASSEMBLY - Seat, right	1			
29246-03	A,T,AJ	* BACK ASSEMBLY - Seat, right	1				
02373-03	A,T,AG	* BACK ASSEMBLY - Seat, right	1				

When ordering, always specify Part Number, Description and Serial Number of Aircraft

PIPER PARTS CATALOG

Figure and Index Number	Part Number	Code	NOMENCLATURE	No. Req.	SERIAL NUMBERS AFFECTED	
59-6	53129-03	A,B	* * PANEL ASSEMBLY - Seat back trim	1	31T-7400002 to 31T-7620010 incl 31T-7620011 to 31T-7720069 incl	
	49095-04	B	* * PANEL ASSEMBLY - Seat back trim	1		
	49324-10	A,U,AE	* * PANEL ASSEMBLY - Seat back trim, left	1		
	49324-16	A,U,AD	* * PANEL ASSEMBLY - Seat back trim, left	1		
	29173-02	A,S,T	* * PANEL ASSEMBLY - Seat back trim, left	1		
	49324-11	A,U,AE	* * PANEL ASSEMBLY - Seat back trim, right	1		
	49324-15	A,U,AD	* * PANEL ASSEMBLY - Seat back trim, right	1		
	29173-03	A,S,T	* * PANEL ASSEMBLY - Seat back trim, right	1		
	-7	34447-00	U,Y	* * DETENT - Seat hinge		2
		29259-02	U,X	* * DETENT - Seat hinge		2
29259-02		S,T	* * DETENT - Seat hinge	2		
-7a	55893-02	T,AJ	* * INERTIA REEL ASSEMBLY - (Includes shoulder harness and lap belts) black	1		
	02363-02	A,T,AG	* * INERTIA REEL ASSEMBLY - (Includes shoulder harness and lap belts) navy blue	1		
	02363-03	A,T,AG	* * INERTIA REEL ASSEMBLY - (Includes shoulder harness and lap belts) dragon red	1		
	02363-04	A,T,AG	* * INERTIA REEL ASSEMBLY - (Includes shoulder harness and lap belts) tan	1		
	02363-05	A,T,AG	* * INERTIA REEL ASSEMBLY - (Includes shoulder harness and lap belts) WN1655 #65 tan	1		
	02363-06	A,T,AG	* * INERTIA REEL ASSEMBLY - (Includes shoulder harness and lap belts) brown	1		
	02363-07	A,T,AG	* * INERTIA REEL ASSEMBLY - (Includes shoulder harness and lap belts) charcoal grey	1		
	02363-08	A,T,AG	* * INERTIA REEL ASSEMBLY - (Includes shoulder harness and lap belts) medium blue	1		
	02363-09	A,T,AG	* * INERTIA REEL ASSEMBLY - (Includes shoulder harness and lap belts) cessna tan	1		
	02363-10	A,T,AG	* * INERTIA REEL ASSEMBLY - (Includes shoulder harness and lap belts) burgundy	1		
-7b	55846-04	S,T	* * BRACKET ASSEMBLY - Inertia reel mounting, left	1		
	55846-05	S,T	* * BRACKET ASSEMBLY - Inertia reel mounting, right	1		
-8	401 270		* * BOLT - (AN3-11A)	4		
	407 564		* * WASHER - (AN960-10)	4		
-8a	404 887		* * NUT - (MS20365-1032C)	4		
	401 280	S,T	* * BOLT - (AN3-26A)	1		
	60998-16	S,T	* * BUSHING - Shoulder harness roller, inner	1		
	60998-15	S,T	* * BUSHING - Shoulder harness roller, outer	1		
	407 564	S,T	* * WASHER - (AN960-10)	1		
-9	404 887	S,T	* * NUT - (MS20365-1032C)	1		
	48531-02	A,B	* * BOTTOM ASSEMBLY - Seat, left	1	31T-7400002 to 31T-7620010 incl 31T-7400002 to 31T-7620010 incl 31T-7620011 to 31T-7720069 incl 31T-7620011 to 31T-7720069 incl	
	48531-03	A,B	* * BOTTOM ASSEMBLY - Seat, right	1		
	49092-02	A,B	* * BOTTOM ASSEMBLY - Seat, left	1		
	49092-03	A,B	* * BOTTOM ASSEMBLY - Seat, right	1		
	49326-02	A,O	* * BOTTOM ASSEMBLY - Seat, left	1		
	49326-03	A,O	* * BOTTOM ASSEMBLY - Seat, right	1		
29004-26	A,P	* * BOTTOM ASSEMBLY - Seat, left	1			
29004-27	A,P	* * BOTTOM ASSEMBLY - Seat, right	1			
-10	48529-03	A,B	* * COVER - Seat bottom trim, front	1	31T-7400002 to 31T-7620010 incl 31T-7620011 to 31T-7720069 incl	
	53122-05	B	* * COVER - Seat bottom trim, front, black	1		
	49092-06	A,H	* * COVER - Seat bottom trim, front	1		
-11	48534-00	A,B	* * COVER - Seat bottom trim, rear	1	31T-7400002 to 31T-7620010 incl 31T-7620011 to 31T-7720069 incl	
	53126-02	B	* * COVER - Seat bottom trim, rear, black	1		
	49092-07	A,H	* * COVER - Seat bottom trim, rear	1		

When ordering, always specify Part Number, Description and Serial Number of Aircraft

PIPER PARTS CATALOG

Figure and Index Number	Part Number	Code	NOMENCLATURE	No. Req.	SERIAL NUMBERS AFFECTED
59-12	53120-00	A,B	* * LOOP ASSEMBLY - Seat belt	2	31T-7400002 to 31T-7620010 incl
	49092-08	A,Z	* * LOOP ASSEMBLY - Seat belt	2	
-12a	587 600	M	* * SUSPENSION - Elastaseat (P-151)	1	
	41722-10	N	* * NETTING - Nylon	1	
-13	42282-00		* * SPRING - Seat track latch	2	
-14	41763-00		* * BRACKET - Seat track latch	2	
-15	47963-00		* * LINK - Seat track lock	2	
-16	47678-00		* * PLUNGER - Seat latch	2	
-17	41695-02	V	* * GUIDE - Seat latch plunger	2	
	29282-02	S	* * GUIDE - Seat latch plunger	2	
-18	41413-38		* * BUSHING - Seat toilet	4	
-19	18968-00		* * ROLLER - Seat	4	
-20	42098-00		* * PLUG - Seat recliner mechanism tube	2	
-21	47960-00	B	* * ROD - Seat recliner mechanism	4	31T-7400002 to 31T-7520022 incl
	54179-04	E	* * ROD - Seat recliner mechanism	2	
-21a	54179-02	E	* * ROD - Seat latch, left	1	
	54179-03	E	* * ROD - Seat latch, right	1	
-22	83303-03		* * SPRING	2	
-23	47964-00	B	* * TUBE ASSEMBLY - Seat recliner release	1	31T-7400002 to 31T-7520022 incl
	54182-02	E	* * TUBE ASSEMBLY - Seat recliner release	1	
-24	47959-00		* * ARM ASSEMBLY - Seat recliner mechanism	2	
-25	12074-03	V	* * BRACKET - Seat roller, front	2	
	29281-02	S	* * BRACKET - Seat roller, front	2	
	47615-00		* * BRACKET - Seat roller, rear	2	
-26	571 057		* * KNOB - (225, black, 10-32 insert)	2	
-27	44029-00	B	* * HANDLE ASSEMBLY - Seat track latch release	1	31T-7400002 to 31T-7520022 incl
	44029-02	E	* * HANDLE ASSEMBLY - Seat track latch release	1	
-28	52893-00		* * BRACKET - Armrest attachment	1	
-29	52898-00		* * BRACKET ASSEMBLY - Armrest attachment	1	
-30	52889-00		* * BRACKET - Armrest attachment	1	
-31	424 145		* * PIN - (MS20392-1C17)	2	
	407 561		* * WASHER - (AN960-4)	6	
	424 051		* * COTTER PIN - (MS24665-132)	2	
-32	424 143		* * PIN - (MS20392-1C13)	2	
	407 561		* * WASHER - (AN960-4)	2	
	424 051		* * COTTER PIN - (MS24665-132)	2	
-33	400 882		* * BOLT - (AN23-30A)	4	
	407 584		* * WASHER - (AN960-10L)	4	
	477 707		* * NUT - (26C-02)	4	
-34	400 920		* * BOLT - (AN24-30A)	4	
	407 585		* * WASHER - (AN960-416L)	4	
	477 708		* * NUT - (26C-048)	4	
-35	480 701		* * ROLL PIN - (59-028-125-0 625)	2	
-36	424 142		* * PIN - (MS20392-1C11)	4	
	407 564		* * WASHER - (AN960-10)	8	
	424 051		* * COTTER PIN - (MS24665-132)	4	
-37	80122-06		* * WASHER	2	
-38	42074-00		* * PAWL ASSEMBLY - Seat recliner	2	
-39	406 369	B	* * NUT - (A1037-012-3) (with 1/8" dia rod)	4	31T-7400002 to 31T-7520022 incl
	554 671	E	* * CLIP - (HS-99339-2L) (with 5/32" dia rod) Left	3	
	554 670	E	* * CLIP - (HS-99355-2R) (with 5/32" dia rod) Right	3	
-39a	45255-00		* * HANDLE - Seat track latch release	1	
-40	53260-04	A,B	* * ARMREST ASSEMBLY - (Complete)	1	31T-7400002 to 31T-7620010 incl
	49099-02	A,Q	* * ARMREST ASSEMBLY - (Complete), left	1	
	49099-10	A,R	* * ARMREST ASSEMBLY - (Complete), left	1	
	49099-03	A,Q	* * ARMREST ASSEMBLY - (Complete), right	1	
	49099-11	A,R	* * ARMREST ASSEMBLY - (Complete), right	1	

When ordering, always specify Part Number, Description and Serial Number of Aircraft

PIPER PARTS CATALOG

Figure and Index Number	Part Number	Code	NOMENCLATURE	No. Req.	SERIAL NUMBERS AFFECTED
59-41	52904-00	F	* * SUPPORT ASSEMBLY - Folding armrest	1	
-41a	53249-03	A,B	* * PAD ASSEMBLY - Armrest	1	31T-7400002 to 31T-7620010 incl.
	49086-02	A,Q	* * PAD ASSEMBLY - Armrest, left	1	
	49086-03	A,Q	* * PAD ASSEMBLY - Armrest, right	1	
	49086-04	A,R	* * PAD ASSEMBLY - Armrest, left	1	
	49086-05	A,R	* * PAD ASSEMBLY - Armrest, right	1	
-42	400 890		* BOLT - (AN23-40A)	2	
-43	14175-111		* BUSHING	2	
-44	41413-26		* BUSHING	2	
-45	400 917	B	* BOLT - (AN24-27A)	2	31T-7400002 to 31T-7620010 incl
	400 919	Z	* BOLT - (AN24-29A)	2	
	44114-00		* WASHER - Trim	2	
	407 565		* WASHER - (AN960-416)	2	
	407 585	Z	* WASHER - (AN960-416L)	2	
	477 709		* NUT - (26C-048)	2	
-46	41413-38		* BUSHING	2	
-47	400 926		* BOLT - (AN24-36A)	2	
	44114-00		* WASHER - Trim	2	
	407 565		* WASHER - (AN960-416)	2	
	407 585		* WASHER - (AN960-416L)	2	
	477 709		* NUT - (26C-048)	2	
-48	52917-00		* COVER - Armrest bracket trim	1	
-49	53246-01	B	* PANEL ASSEMBLY - Armrest trim, left seat	1	31T-7400002 to 31T-7620010 incl
	53246-00	B	* PANEL ASSEMBLY - Armrest trim, right seat	1	31T-7400002 to 31T-7620010 incl
	48537-15	A,Z	* PANEL ASSEMBLY - Armrest trim, left	1	
	48537-14	A,Z	* PANEL ASSEMBLY - Armrest trim, right	1	
-50	49982-27		* BUSHING - Armrest attachment	1	
-51	49982-28		* BUSHING - Armrest attachment	1	
-52	49982-31		* BUSHING - Seat attachment	4	
-53	52338-00	B	STOP - Seat track	4	31T-7400002 to 31T-7620057 incl
	18842-03	G	STOP - Seat track	AR	
	52338-00	D	STOP - Seat track	2	

When ordering, always specify Part Number, Description and Serial Number of Aircraft

PIPER PARTS CATALOG

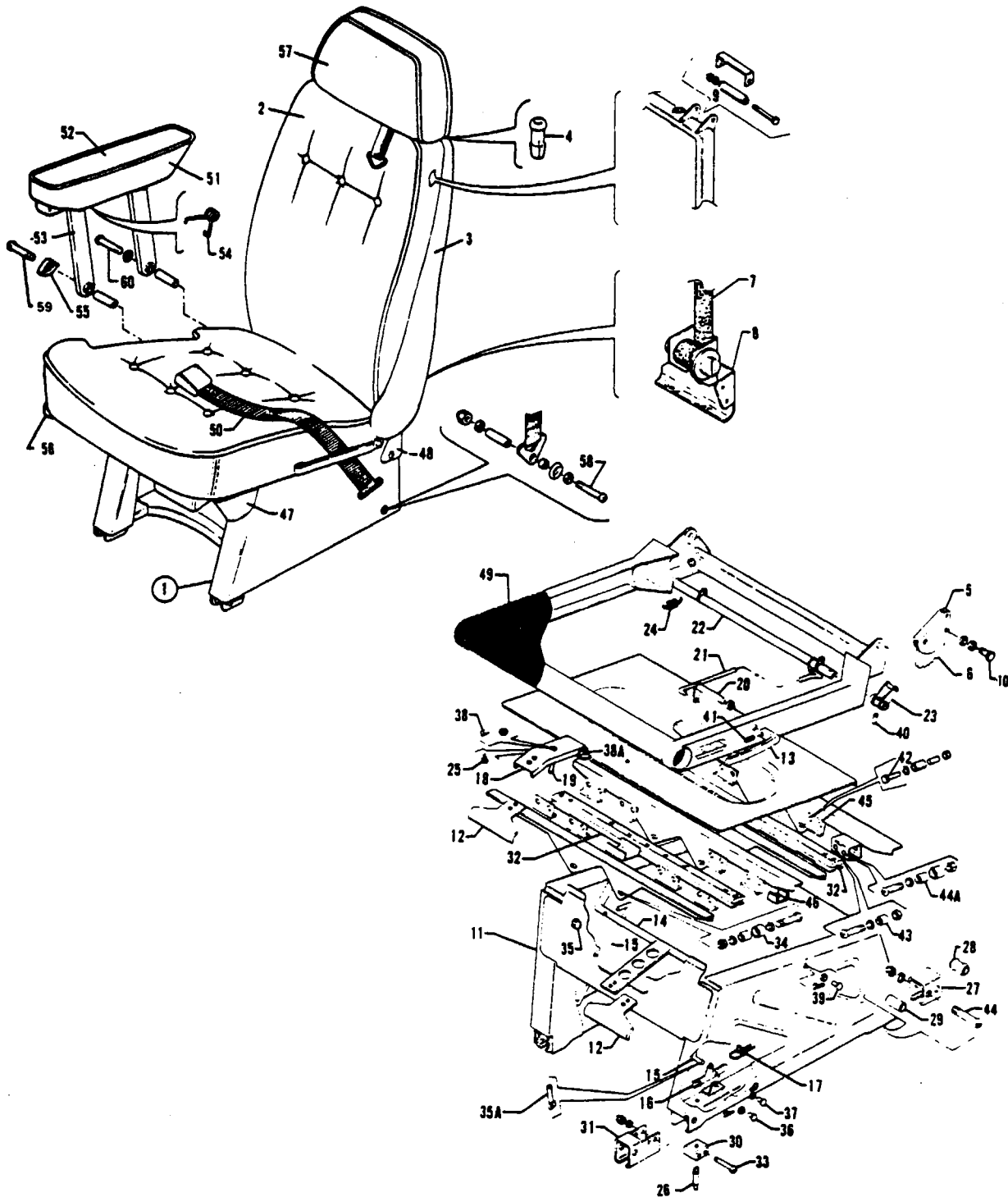


Figure 59A Lateral Tracking Seats Installation

PIPER PARTS CATALOG

CODE EXPLANATIONS FOR FIGURE 59A

- A - Serial number of aircraft must be supplied when ordering this part
- B - Used if Seat Assembly incorporates an integral shoulder harness
- C - Used if Seat Assembly does not incorporate an integral shoulder harness
- D - Used on PA-31T2 only
- E - Used on PA-31T1 only
- F - Used on PA-31T1 with serial number 31T-8104070 and PA-31T2 with serial numbers 31T-8166046 to 31T-8166048 inclusive
- G - Used on PA-31T1 with serial numbers 31T-8104071 to 31T-8304003 inclusive, 31T-1104004 and up, and PA-31T2 with serial numbers 31T-8166059 to 31T-8166076 inclusive, 31T-1166001 and up
- H - Used on PA-31T1 with serial numbers 31T-8104070 to 31T-8304003 inclusive, 31T-1104004 to 31T-1104010 inclusive, and PA-31T2 with serial numbers 31T-8166040 to 31T-8166066 inclusive, 31T-8166068 to 31T-8166076 inclusive
- J - Used on PA-31T1 with serial numbers 31T-8104071 to 31T-8304003 inclusive, 31T-1104004 to 31T-1104010 inclusive, and PA-31T2 with serial numbers 31T-8166059 to 31T-8166066 inclusive, 31T-8166068 to 31T-8166076 inclusive
- K - Used on PA-31T1 with serial numbers 31T-1104011 and up, and PA-31T2 with serial numbers 31T-8166067, 31T-1166001 and up

PIPER PARTS CATALOG

Figure and Index Number	Part Number	Code	NOMENCLATURE	No. Req.	SERIAL NUMBERS AFFECTED
59A-	49150	E	DRAWING - Seats Installation		
	81363	D	DRAWING - Seats Installation		
-1	82173-12	A,B,H	SEAT ASSEMBLY - Lateral tracking, left (complete)	AR	
	82173-04	A,C,F	SEAT ASSEMBLY - Lateral tracking, left (complete)	AR	
	82173-14	A,C,J	SEAT ASSEMBLY - Lateral tracking, left (complete)	AR	
	02378-02	A,B,K	SEAT ASSEMBLY - Lateral tracking, left (complete)	1	
	02378-04	A,C,K	SEAT ASSEMBLY - Lateral tracking, left (complete)	1	
	82173-13	A,B,H	SEAT ASSEMBLY - Lateral tracking, right (complete)	AR	
	82173-05	A,C,F	SEAT ASSEMBLY - Lateral tracking, right (complete)	AR	
	82173-15	A,C,J	SEAT ASSEMBLY - Lateral tracking, right (complete)	AR	
	02378-03	A,B,K	SEAT ASSEMBLY - Lateral tracking, right (complete)	1	
	02378-05	A,C,K	SEAT ASSEMBLY - Lateral tracking, right (complete)	1	
-2	29246-28	A,B,H	* BACK ASSEMBLY - Seat, left	1	
	49320-20	A,C,F	* BACK ASSEMBLY - Seat, left	1	
	49320-24	A,C,G	* BACK ASSEMBLY - Seat, left	1	
	02373-06	A,B,K	* BACK ASSEMBLY - Seat, left	1	
	29246-27	A,B,H	* BACK ASSEMBLY - Seat, right	1	
	49320-21	A,C,F	* BACK ASSEMBLY - Seat, right	1	
	49320-25	A,C,G	* BACK ASSEMBLY - Seat, right	1	
	02373-07	A,B,K	* BACK ASSEMBLY - Seat, right	1	
-3	29173-02	A,B	** PANEL ASSEMBLY - Seat back trim, left	1	
	49324-10	A,C,F	** PANEL ASSEMBLY - Seat back trim, left	1	
	49324-16	A,C,G	** PANEL ASSEMBLY - Seat back trim, left	1	
	29173-03	A,B	** PANEL ASSEMBLY - Seat back trim, right	1	
	49324-11	A,C,F	** PANEL ASSEMBLY - Seat back trim, right	1	
	49324-15	A,C,G	** PANEL ASSEMBLY - Seat back trim, right	1	
-4	484 232		** RECEPTACLE - Headrest (99361)	2	
-5	52849-00		** HINGE - Seat back, left	1	
	52849-01		** HINGE - Seat back, right	1	
-6	01645-02		** DETENT - Seat hinge	2	
-7	55893-02	B,H	** INERTIA REEL ASSEMBLY - (Includes shoulder harness and lap belts) black	1	
	02363-02	A,B,K	** INERTIA REEL ASSEMBLY - (Includes shoulder harness and lap belts) navy blue	1	
	02363-03	A,B,K	** INERTIA REEL ASSEMBLY - (Includes shoulder harness and lap belts) dragon red	1	
	02363-04	A,B,K	** INERTIA REEL ASSEMBLY - (Includes shoulder harness and lap belts) tan	1	
	02363-05	A,B,K	** INERTIA REEL ASSEMBLY - (Includes shoulder harness and lap belts) WN1655 #65 tan	1	
	02363-06	A,B,K	** INERTIA REEL ASSEMBLY - (Includes shoulder harness and lap belts) brown	1	
	02363-07	A,B,K	** INERTIA REEL ASSEMBLY - (Includes shoulder harness and lap belts) charcoal grey	1	
	02363-08	A,B,K	** INERTIA REEL ASSEMBLY - (Includes shoulder harness and lap belts) medium blue	1	
	02363-09	A,B,K	** INERTIA REEL ASSEMBLY - (Includes shoulder harness and lap belts) cessna tan	1	
	02363-10	A,B,K	** INERTIA REEL ASSEMBLY - (Includes shoulder harness and lap belts) burgundy	1	
-8	55846-04	B	** BRACKET ASSEMBLY - Inertia reel mounting, left	1	
	55846-05	B	** BRACKET ASSEMBLY - Inertia reel mounting, right	1	

When ordering, always specify Part Number, Description and Serial Number of Aircraft

PIPER PARTS CATALOG

Figure and Index Number	Part Number	Code	NOMENCLATURE	No. Req.	SERIAL NUMBERS AFFECTED
59A-9	401 280	B	* * BOLT - (AN3-26A)	1	
	60998-16	B	* * BUSHING - Shoulder harness roller, inner	1	
	60998-15	B	* * BUSHING - Shoulder harness roller, outer	1	
	407 564	B	* * WASHER - (AN960-10)	1	
	404 887	B	* * NUT - (MS20365-1032C)	1	
-10	401 270		* * BOLT - (AN3-11A)	4	
	407 564		* * WASHER - (AN960-10)	4	
	404 887		* * NUT - (MS20365-1032C)	4	
-11	01243-02	A	* BOTTOM ASSEMBLY - Seat, left	1	
	01243-03	A	* BOTTOM ASSEMBLY - Seat, right	1	
-12	45255-00		* * HANDLE - Seat track release	2	
-13	32380-00		* * HANDLE - Seat back release	1	
-14	44029-02		* * ACTUATOR ASSEMBLY - Longitudinal control	1	
-15	01634-02		* * ROD - Seat track release, left side	1	
	01634-03		* * ROD - Seat track release, right side	1	
-16	47963-00		* * LINK - Seat track release	2	
-17	42282-00		* * SPRING - Return	2	
-18	01414-02		* * ACTUATOR ASSEMBLY - Lateral control	1	
-19	72327-67		* * PIN - Lateral control	1	
-20	72327-21		* * PIN ASSEMBLY - Seat back release	1	
-21	72327-48		* * ROD - Seat back release, left seat	1	
	72327-17		* * ROD - Seat back release, right seat	1	
-22	01352-04		* * TUBE ASSEMBLY - Seat back release	1	
-23	71658-02		* * PAWL ASSEMBLY - Seat back latch	2	
-24	487 479		* * SPRING - (LE-045E-2)	2	
-25	587 289		* * SPRING - (LC-035E-12)	1	
-26	47678-00		* * PIN - Seat track	2	
-27	47615-00		* * BRACKET - Seat roller, aft	2	
-28	18968-00		* * ROLLER - Seat	4	
-29	41413-38		* * BUSHING - Seat roller, aft	4	
-30	29282-02		* * GUIDE - Seat latch plunger	2	
-31	29281-02		* * BRACKET - Seat roller, forward	2	
-32	01686-02		* * TRACK - Seat, lateral, front	1	
	01499-02		* * TRACK - Seat, lateral, rear	1	
-33	400 882		* * BOLT - (AN23-30A)	4	
	407 584		* * WASHER - (AN960-10L)	4	
	477 707		* * NUT - (26C-02)	4	
-34	400 012		* * BOLT - (AN4-17A)	4	
	407 565		* * WASHER - (AN960-416)	8	
	72327-14		* * SPACER - Inner (375 O D)	4	
	72327-13		* * SPACER - Outer (500 O D)	4	
	404 836		* * NUT - (MS20364-428C)	4	
-35	460 067		* * FASTENER - Push-on (Q65034)	2	
-35a	554 671		* * CLIP - (HS-99339-2L), left side	1	
	554 670		* * CLIP - (HS-99355-2R), right side	1	
-36	424 143		* * PIN - (MS20392-1C13)	2	
	407 561		* * WASHER - (AN960-4)	2	
	424 051		* * COTTER PIN - (MS24665-132)	2	
-37	424 145		* * PIN - (MS20392-1C17)	2	
	407 561		* * WASHER - (AN960-4)	4	
	424 051		* * COTTER PIN - (MS24665-132)	2	
-38	19513-61		* * WASHER	1	
	424 022		* * COTTER PIN - (MS24665-351)	1	
-38a	01333-06		* * PIN - Lateral actuator attachment	1	
-39	424 141		* * PIN - (MS20392-1C9)	2	
	407 584		* * WASHER - (AN960-10L)	4	
	424 051		* * COTTER PIN - (MS24665-132)	2	

When ordering, always specify Part Number, Description and Serial Number of Aircraft

PIPER PARTS CATALOG

Figure and Index Number	Part Number	Code	NOMENCLATURE	No Req.	SERIAL NUMBERS AFFECTED
59A-40	480 694		* * PIN - Roll (59-028-125-0562)	2	
-41	480 701		* * PIN - Roll (59-028-125-0625)	4	
-42	400 919		* * BOLT - (AN24-29A)	4	
	407 565		* * WASHER - (AN960-416)	4	
	72327-44		* * SPACER - Inner (375 O D)	4	
	72327-43		* * SPACER - Outer (500 O D)	4	
	404 836		* * NUT - (MS20364-428C)	8	
-43	400 919		* * BOLT - (AN24-29A)	8	
	407 565		* * WASHER - (AN960-416)	8	
	72327-44		* * SPACER	8	
	404 836		* * NUT - (MS20364-428C)	8	
-44	400 920		* * BOLT - (AN24-30A)	6	
	407 585		* * WASHER - (AN960-416L)	6	
	477 708		* * NUT - (26C-048)	6	
-44a	400 919		* * BOLT - (AN24-29A)	4	
	407 565		* * WASHER - (AN960-416)	4	
	41413-18		* * BUSHING	4	
	18968-00		* * ROLLER	4	
	404 836		* * NUT - (MS20364-428C)	4	
-45	72327-11		* * BRACKET - Seat track retaining	12	
-46	01331-02		* * STOP - Seat	1	
-47	72652-02	A	* * COVER ASSEMBLY - Trim, forward	1	
-48	72653-02	A	* * COVER ASSEMBLY - Trim, aft	1	
-49	01243-19		* * NETTING - Nylon	1	
-49a	01480-02		* BRACKET - Seat roller	2	
-50	25801-10	C,H	* BELT ASSEMBLY - Safety, black	1	
	02314-20	A,C,K	* BELT ASSEMBLY - Safety, navy blue	1	
	02314-21	A,C,K	* BELT ASSEMBLY - Safety, dragon red	1	
	02314-22	A,C,K	* BELT ASSEMBLY - Safety, tan	1	
	02314-23	A,C,K	* BELT ASSEMBLY - Safety, WN1655 #65 tan	1	
	02314-24	A,C,K	* BELT ASSEMBLY - Safety, brown	1	
	02314-25	A,C,K	* BELT ASSEMBLY - Safety, charcoal grey	1	
	02314-26	A,C,K	* BELT ASSEMBLY - Safety, medium blue	1	
	02314-27	A,C,K	* BELT ASSEMBLY - Safety, cessna tan	1	
	02314-28	A,C,K	* BELT ASSEMBLY - Safety, burgundy	1	
-51	49099-04	A	* ARMREST ASSEMBLY - Inboard, left	1	
	49099-05	A	* ARMREST ASSEMBLY - Inboard, right	1	
-52	49086-04	A	* * PAD ASSEMBLY - Armrest, left	1	
	49086-05	A	* * PAD ASSEMBLY - Armrest, right	1	
-53	52904-02		* * SUPPORT ASSEMBLY - Armrest	1	
-54	52877-00		* * * SPRING - Armrest actuator	1	
-55	52917-00		* COVER - Armrest bracket trim	1	
-56	71936-02	A	* PANEL ASSEMBLY - Armrest trim, left	1	
	71936-03	A	* PANEL ASSEMBLY - Armrest trim, right	1	
-57	72950-02	A,F	* HEADREST ASSEMBLY - Left	1	
	01636-02	A,G	* HEADREST ASSEMBLY - Left	1	
	72950-03	A,F	* HEADREST ASSEMBLY - Right	1	
	01636-03	A,G	* HEADREST ASSEMBLY - Right	1	
-58	400 926		* BOLT - Seat belt attachment (AN24-36A)	2	
	44114-00		* WASHER - Trim	2	
	41413-26		* BUSHING - Seat belt attachment (19 L)	2	
	14175-111		* BUSHING - Seat belt attachment (1 156 L)	2	
	49982-31		* BUSHING - Seat belt attachment (29 L)	2	
	407 565		* WASHER - (AN960-416)	1	
	404 888		* NUT - (MS20365-428C)	1	

When ordering, always specify Part Number, Description and Serial Number of Aircraft

PIPER PARTS CATALOG

Figure and Index Number	Part Number	Code	NOMENCLATURE	No. Req.	SERIAL NUMBERS AFFECTED
59A-59	400 873		• BOLT - Armrest attachment, front (AN23-21A)	1	
	56957-43		• BUSHING	1	
-60	400 876		• BOLT - Armrest attachment, aft (AN23-24A)	1	
	44114-00		• WASHER - Trim	1	
	56957-44		• BUSHING - Inner	1	
	56957-45		• BUSHING - Outer	1	

When ordering, always specify Part Number, Description and Serial Number of Aircraft

PIPER PARTS CATALOG

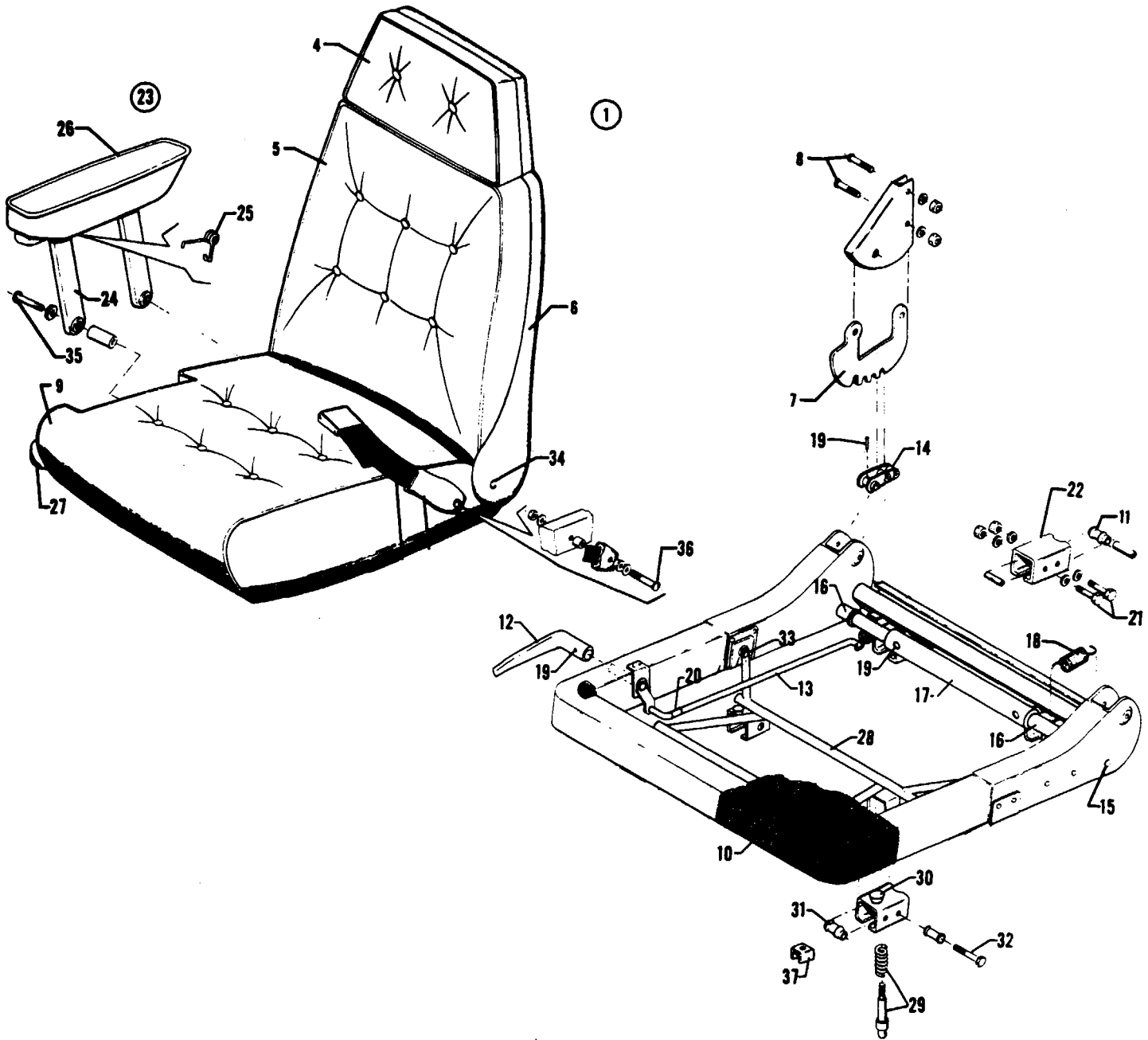


Figure 59B Passenger Seats Installation - Spar Box, Forward Facing

PIPER PARTS CATALOG

CODE EXPLANATIONS FOR FIGURE 59B

- A - Used on PA-31T2 with serial numbers 31T-8166067, 31T-1166001 and up
- B - Serial number of aircraft must be supplied when ordering this part

PIPER PARTS CATALOG

Figure and Index Number	Part Number	Code	NOMENCLATURE	No. Req.	SERIAL NUMBERS AFFECTED
59B-	02251		DRAWING - Third and Fourth Forward Facing Seat Installation		
-1	81361-16	B	SEAT ASSEMBLY - Spar box, left	1	
	81361-17	B	SEAT ASSEMBLY - Spar box, right	1	
-2	02314-20		* BELT ASSEMBLY - Safety, navy blue	1	
	02314-21		* BELT ASSEMBLY - Safety, dragon red	1	
	02314-22		* BELT ASSEMBLY - Safety, tan	1	
	02314-23		* BELT ASSEMBLY - Safety, WN1655 #65 tan	1	
	02314-24		* BELT ASSEMBLY - Safety, brown	1	
	02314-25		* BELT ASSEMBLY - Safety, charcoal grey	1	
	02314-26		* BELT ASSEMBLY - Safety, medium blue	1	
	02314-27		* BELT ASSEMBLY - Safety, cessna tan	1	
	02314-28		* BELT ASSEMBLY - Safety, burgundy	1	
-3	49102-02	B	* SHROUD ASSEMBLY - Safety belt fitting	1	
-4	01636-02	B	* HEADREST ASSEMBLY - Left	1	
	01636-03	B	* HEADREST ASSEMBLY - Right	1	
-5	49320-20	B	* BACK ASSEMBLY - Seat, left	1	
	49320-21	B	* BACK ASSEMBLY - Seat, right	1	
-6	49324-10	B	* * PANEL ASSEMBLY - Seat back trim, left	1	
	49324-11	B	* * PANEL ASSEMBLY - Seat back trim, right	1	
-7	29259-02		* * DETENT - Seat hinge	2	
-8	401 270		* * BOLT - (AN3-11A)	4	
	407 564		* * WASHER - (AN960-10)	4	
	404 887		* * NUT - (MS20365-1032C)	4	
-9	81408-20	B	* BOTTOM ASSEMBLY - Seat, left	1	
	81408-19	B	* BOTTOM ASSEMBLY - Seat, right	1	
-10	41722-10		* * NETTING - Nylon	1	
-11	18968-00		* * ROLLER - Seat	4	
-12	32380-00		* * HANDLE - Seat recliner	1	
-13	70989-02		* * ROD - Seat recliner	1	
-14	29184-02		* * PAWL ASSEMBLY - Seat back latch	1	
-15	42098-00		* * PLUG - Seat recliner tube mechanism	2	
-16	70992-02		* * TUBE ASSEMBLY - Seat recliner mechanism	2	
-17	70990-02		* * TUBE - Seat recliner tube mechanism	1	
-18	487 479		* * SPRING - Seat recliner (LE-045E-2)	2	
-19	480 694		* * ROLL PIN - (59-02B-125-0625)	5	
-20	455 024		* * CLIP - (HS-99338-4R)	1	
	654 076		* * RETAINER - (HS-99417-4L)	1	
-21	400 012		* * BOLT - (AN4-17A)	4	
	41413-38		* * BUSHING	4	
	407 565		* * WASHER - (AN960-416)	4	
	407 585		* * WASHER - (AN960-416L)	4	
	404 836		* * NUT - (MS20364-428C)	4	
-22	47615-00		* * BRACKET - Seat roller	2	
-23	49099-02	B	* ARMREST ASSEMBLY - Left seat	1	
	49099-03	B	* ARMREST ASSEMBLY - Right seat	1	
-24	52904-00		* * SUPPORT ASSEMBLY - Folding armrest	1	
-25	52877-00		* * * SPRING - Armrest actuator	1	
-26	49086-02	B	* * PAD ASSEMBLY - Armrest, left seat	1	
	49086-03	B	* * PAD ASSEMBLY - Armrest, right seat	1	
-27	48537-14	B	* PANEL ASSEMBLY - Seat bottom trim, left	1	
	48537-15	B	* PANEL ASSEMBLY - Seat bottom trim, right	1	
-28	52301-00		* SUPPORT ASSEMBLY - Seat bottom frame	1	
-29	53808-00		* * PIN - Seat latch	2	
	587 289		* * SPRING - (LC-035E-12)	2	

When ordering, always specify Part Number, Description and Serial Number of Aircraft

PIPER PARTS CATALOG

Figure and Index Number	Part Number	Code	NOMENCLATURE	No. Req.	SERIAL NUMBERS AFFECTED
59B-30	571 078		* * KNOB - Seat track release (3702-S)	2	
-31	18968-00		* * ROLLER - Seat	2	
-32	400 915		* * BOLT - Seat roller attachment (AN24-25A)	2	
	41413-38		* * BUSHING	2	
	404 836		* * NUT - (MS20364-428C)	2	
-33	401 311		* BOLT - Seat bottom frame support attachment (AN4-11A)	4	
	407 565		* WASHER - (AN960-416)	4	
-34	400 920		* BOLT - Seat back attachment (AN24-30A)	2	
	14175-111		* BUSHING - Inner	2	
	49982-31		* BUSHING - Outer	4	
	44114-00		* WASHER - Trim	2	
	407 565		* WASHER - (AN960-416)	2	
	477 709		* NUT - Chrome (26C-048)	2	
-35	400 890		* BOLT - Armrest attachment (AN23-40A)	2	
	49982-27		* BUSHING - Armrest attachment, front	1	
	49982-28		* BUSHING - Armrest attachment, rear	1	
	44114-00		* WASHER - Trim, aft	1	
-36	400 924		* BOLT - Seat belt attachment (AN24-34A)	2	
	29999-10		* BUSHING - Seat belt attachment (19 L)	2	
	29999-11		* BUSHING - Seat belt attachment (25 L)	2	
	407 565		* WASHER - (AN960-416)	2	
	44114-00		* WASHER - Trim, outboard	1	
	404 836		* NUT - (MS20364-428C)	2	
-37	18842-03		STOP - Seat	4	

When ordering, always specify Part Number, Description and Serial Number of Aircraft

PIPER PARTS CATALOG

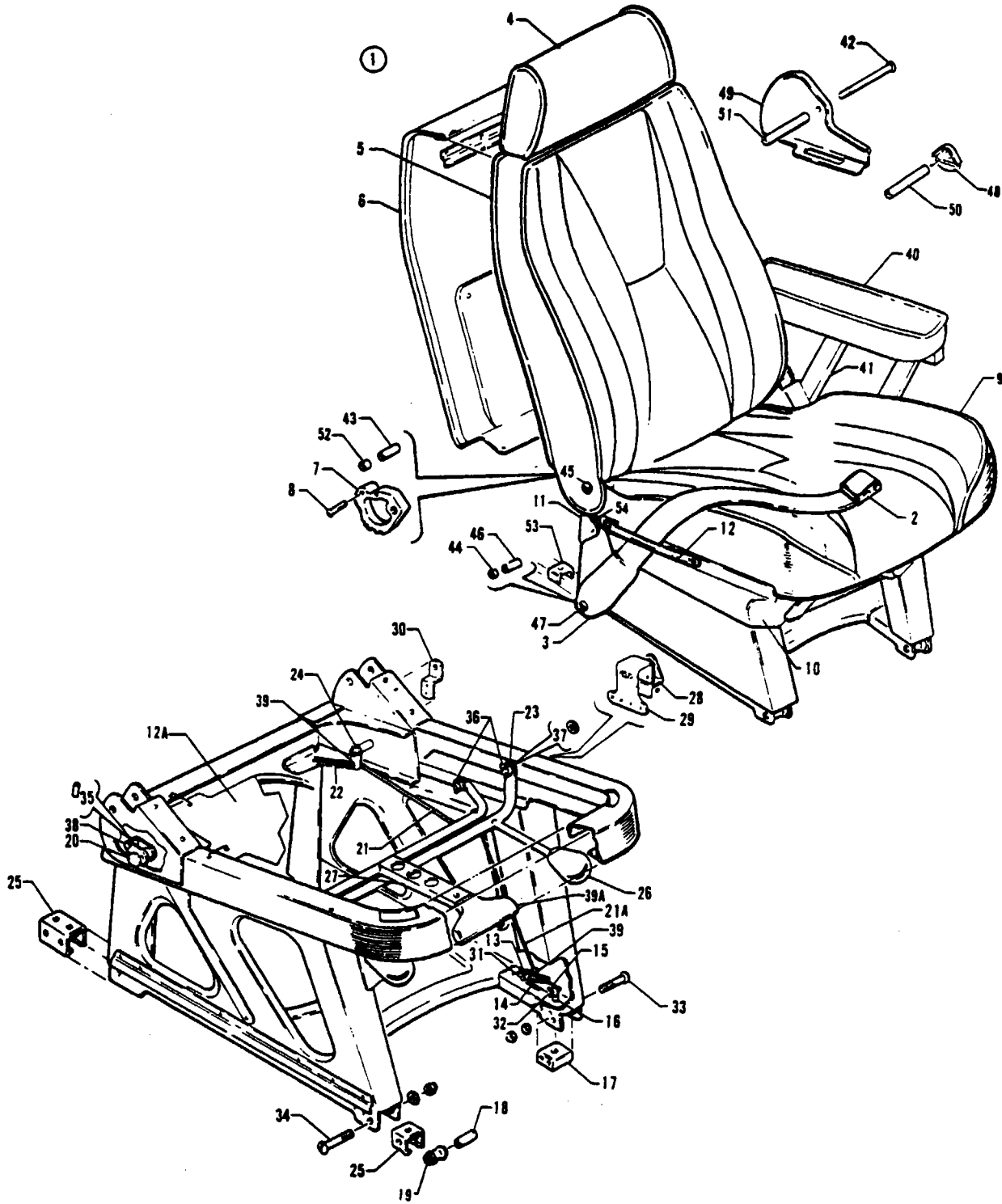


Figure 60 Passenger Seats Installation - Aft Facing

PIPER PARTS CATALOG

CODE EXPLANATIONS FOR FIGURE 60

- A - Serial number of aircraft must be supplied when ordering this part
- B - Used on PA-31T only
- C - Used on PA-31T with serial numbers 31T-7620011 and up, and PA-31T1
- D - Used on PA-31T with serial numbers 31T-7820001 and up, and PA-31T1
- E - Used on PA-31T with serial numbers 31T-7520023 and up, and PA-31T1
- F - Used on PA-31T with serial numbers 31T-7400002 and up, and PA-31T1
- G - When ordering this part, specify Headrest Assembly, Part No 49328-02, for PA-31T with serial numbers 31T-7820001 to 31T-7820038 inclusive, and PA-31T1 with serial numbers 31T-7804001 and 31T-7804002 Specify Headrest Assembly, Part No 49735-02, for PA-31T with serial numbers 31T-7820039 and up, and PA-31T1 with serial numbers 31T-7804003 to 31T-8304003 inclusive, 31T-1104004 and up
- H - When ordering this part, specify Headrest Assembly, Part No 49328-03, for PA-31T with serial numbers 31T-7820002 to 31T-7820038 inclusive, and PA-31T1 with serial numbers 31T-7804001 and 31T-7804002 Specify Headrest Assembly, Part No 49735-03, for PA-31T with serial numbers 31T-7820039 and up, and PA-31T1 with serial numbers 31T-7804003 to 31T-8304003 inclusive, 31T-1104004 and up
- J - Used on PA-31T with serial numbers 31T-7820001 to 31T-7820038 inclusive Also used on PA-31T1 with serial numbers 31T-7804001 and 31T-7804002
- K - Used on PA-31T with serial numbers 31T-7820039 to 31T-7920094 inclusive Also used on PA-31T1 with serial numbers 31T-7804003 to 31T-7904057 inclusive
- L - Used on PA-31T with serial numbers 31T-7400002 to 31T-7820032 inclusive, and PA-31T1 with serial number 31T-7804001
- M - Used on PA-31T with serial numbers 31T-7820033 and up, and PA-31T1 with serial numbers 31T-7804002 to 31T-8304003 inclusive, 31T-1104004 and up
- N - Used on PA-31T with serial numbers 31T-7820001 to 31T-7920032 inclusive, and PA-31T1 with serial numbers 31T-7804001 to 31T-7904011 inclusive
- O - Used on PA-31T with serial numbers 31T-7920033 to 31T-7920094 inclusive, and PA-31T1 with serial numbers 31T-7904012 to 31T-7904057 inclusive
- P - Used on PA-31T with serial numbers 31T-7620011 to 31T-7920030 inclusive, and PA-31T1 with serial numbers 31T-7804001 to 31T-7904010 inclusive
- Q - Used on PA-31T with serial numbers 31T-7920031 and up, and PA-31T1 with serial numbers 31T-7904011 to 31T-8304003 inclusive, 31T-1104004 and up
- R - Used on PA-31T with serial numbers 31T-8020001 and up, and PA-31T1 with serial number 31T-8004001 to 31T-8304003 inclusive, 31T-1104004 and up
- S - Used on PA-31T with serial numbers 31T-7820001 to 31T-7920094 inclusive, and PA-31T1 with serial numbers 31T-7804001 to 31T-7904057 inclusive
- T - Used on PA-31T with serial numbers 31T-7400002 to 31T-7920094 inclusive, and PA-31T1 with serial numbers 31T-7804001 to 31T-7904057 inclusive
- U - Used on PA-31T with serial numbers 31T-8020001 and up, and PA-31T1 with serial numbers 31T-8004001 to 31T-8104071 inclusive
- V - Used on PA-31T1 with serial numbers 31T-8104072 to 31T-8304003 inclusive, 31T-1104004 and up
- W - Used on PA-31T with serial numbers 31T-7820001 and up, and PA-31T1 with serial numbers 31T-7804001 to 31T-8104071 inclusive
- X - Used on PA-31T with serial numbers 31T-7620011 and up, and PA-31T1 with serial numbers 31T-7804001 to 31T-8104101 inclusive
- Y - Used on PA-31T1 with serial numbers 31T-8304001 to 31T-8304003 inclusive, 31T-1104004 and up
- Z - Used on PA-31T1 with serial numbers 31T-8104072 to 31T-8304003 inclusive, 31T-1104004 to 31T-1104010 inclusive
- AA - Used on PA-31T1 only
- AB - Used on PA-31T Also used on PA-31T1 with serial numbers 31T-7804001 to 31T-8304003 inclusive, 31T-1104004 to 31T-1104010 inclusive

PIPER PARTS CATALOG

Figure and Index Number	Part Number	Code	NOMENCLATURE	No. Req.	SERIAL NUMBERS AFFECTED	
60-	48535	B	DRAWING - Passenger Seats Installation		31T-7400002 to 31T-7620010 incl	
	48538	B	DRAWING - 3rd and 4th Reversed Seats Installation		31T-7400002 to 31T-7620010 incl	
	49150	X	DRAWING - Passenger Seats Installation			
	02210	Y	DRAWING - Passenger Seats Installation			
-1	48537-04	A,B	SEAT ASSEMBLY - Passenger (complete), left	1	31T-7400002 to 31T-7620010 incl	
	48537-12	A,B	SEAT ASSEMBLY - Passenger (complete), left	1	31T-7620011 to 31T-7720069 incl	
	48537-20	A,G,N	SEAT ASSEMBLY - Passenger (complete), left	1		
	48537-24	A,O	SEAT ASSEMBLY - Passenger (complete), left	1		
	48537-26	A,U	SEAT ASSEMBLY - Passenger (complete), left	1		
	48537-42	A,Z	SEAT ASSEMBLY - Passenger (complete), left	1		
	02367-02	A,AA	SEAT ASSEMBLY - Passenger (complete), left	1	31T-1104011 and up	
	48537-05	A,B	SEAT ASSEMBLY - Passenger (complete), right	1	31T-7400002 to 31T-7620010 incl	
	48537-13	A,B	SEAT ASSEMBLY - Passenger (complete), right	1	31T-7620011 to 31T-7720069 incl	
	48537-21	A,H,N	SEAT ASSEMBLY - Passenger (complete), right	1		
	48537-25	A,O	SEAT ASSEMBLY - Passenger (complete), right	1		
	48537-27	A,U	SEAT ASSEMBLY - Passenger (complete), right	1		
	48537-43	A,Z	SEAT ASSEMBLY - Passenger (complete), right	1		
	02367-03	A,AA	SEAT ASSEMBLY - Passenger (complete), right	1	31T-1104011 and up	
	-2	25801-02	AB	* BELT ASSEMBLY - Safety, black	1	
		02314-02	A,AA	* BELT ASSEMBLY - Safety, navy blue	1	31T-1104011 and up
		02314-03	A,AA	* BELT ASSEMBLY - Safety, dragon red	1	31T-1104011 and up
02314-04		A,AA	* BELT ASSEMBLY - Safety, tan	1	31T-1104011 and up	
02314-05		A,AA	* BELT ASSEMBLY - Safety, WN1655 #65 tan	1	31T-1104011 and up	
02314-06		A,AA	* BELT ASSEMBLY - Safety, brown	1	31T-1104011 and up	
02314-07		A,AA	* BELT ASSEMBLY - Safety, charcoal grey	1	31T-1104011 and up	
02314-08		A,AA	* BELT ASSEMBLY - Safety, medium blue	1	31T-1104011 and up	
02314-09		A,AA	* BELT ASSEMBLY - Safety, cessna tan	1	31T-1104011 and up	
02314-10		A,AA	* BELT ASSEMBLY - Safety, burgundy	1	31T-1104011 and up	
-3	53134-00	A,B	* SHROUD ASSEMBLY - Safety belt fitting	2	31T-7400002 to 31T-7620010 incl	
-4	53276-00	A,B	* HEADREST ASSEMBLY - (10" High)	1	31T-7400002 to 31T-7620010 incl	
	49103-02	A,B	* HEADREST ASSEMBLY	1	31T-7620011 to 31T-7720069 incl	
	49328-02	A,J	* HEADREST ASSEMBLY - Left	1		
	49735-02	A,K	* HEADREST ASSEMBLY - Left	1		
	49735-18	A,U	* HEADREST ASSEMBLY - Left	1		
	01636-02	A,V	* HEADREST ASSEMBLY - Left	1		
	49328-03	A,J	* HEADREST ASSEMBLY - Right	1		
	49735-03	A,K	* HEADREST ASSEMBLY - Right	1		
	49735-17	A,U	* HEADREST ASSEMBLY - Right	1		
	01636-03	A,V	* HEADREST ASSEMBLY - Right	1		
	-5	48636-00	A,B	* BACK ASSEMBLY - Seat	1	31T-7400002 to 31T-7620010 incl
		49095-02	A,B	* BACK ASSEMBLY - Seat	1	31T-7620011 to 31T-7720069 incl
		49320-02	A,S	* BACK ASSEMBLY - Seat, left	1	
49320-20		A,U	* BACK ASSEMBLY - Seat, left	1		
29246-26		A,V	* BACK ASSEMBLY - Seat, left	1		
49320-03		A,S	* BACK ASSEMBLY - Seat, right	1		
49320-21		A,U	* BACK ASSEMBLY - Seat, right	1		
29246-25		A,V	* BACK ASSEMBLY - Seat, right	1		
-6		53129-03	A,B	* * PANEL ASSEMBLY - Seat back trim	1	31T-7400002 to 31T-7620010 incl
	49095-04	A,B	* * PANEL ASSEMBLY - Seat back trim	1	31T-7620011 to 31T-7720069 incl	
	49324-10	A,W	* * PANEL ASSEMBLY - Seat back trim, left	1		
	29173-02	A,V	* * PANEL ASSEMBLY - Seat, back trim, left	1		
	49324-11	A,W	* * PANEL ASSEMBLY - Seat back trim, right	1		
-7	29173-03	A,V	* * PANEL ASSEMBLY - Seat, back trim, right	1		
	34447-00	T	* * DETENT - Seat hinge	2		
	29259-02	R	* * DETENT - Seat hinge	2		

When ordering, always specify Part Number, Description and Serial Number of Aircraft

PIPER PARTS CATALOG

Figure and Index Number	Part Number	Code	NOMENCLATURE	No. Req.	SERIAL NUMBERS AFFECTED
60-8	401 270		* * BOLT - (AN3-11A)	4	
	407 564		* * WASHER - (AN960-10)	4	
	404 887		* * NUT - (MS20365-1032C)	4	
-9	48531-02	A,B	* BOTTOM ASSEMBLY - Seat, left	1	31T-7400002 to 31T-7620010 incl
	48531-03	A,B	* BOTTOM ASSEMBLY - Seat, right	1	31T-7400002 to 31T-7620010 incl
	49092-02	A,B	* BOTTOM ASSEMBLY - Seat, left	1	31T-7620011 to 31T-7720069 incl
	49092-03	A,B	* BOTTOM ASSEMBLY - Seat, right	1	31T-7620011 to 31T-7720069 incl
	49326-02	A,N	* BOTTOM ASSEMBLY - Seat, left	1	
	49326-03	A,N	* BOTTOM ASSEMBLY - Seat, right	1	
	29004-26	A,O	* BOTTOM ASSEMBLY - Seat, left	1	
	29004-24	A,R	* BOTTOM ASSEMBLY - Seat, left	1	
	29004-27	A,O	* BOTTOM ASSEMBLY - Seat, right	1	
	29004-25	A,R	* BOTTOM ASSEMBLY - Seat, right	1	
-10	48529-03	A,B	* * COVER - Seat bottom trim, front	1	31T-7400002 to 31T-7620010 incl
	53122-05	B	* * COVER - Seat bottom trim, front, black	1	31T-7620011 to 31T-7720069 incl
	49092-06	A,D	* * COVER - Seat bottom trim, front	1	
-11	48534-00	A,B	* * COVER - Seat bottom trim, rear	1	31T-7400002 to 31T-7620010 incl
	53126-02	B	* * COVER - Seat bottom trim, rear, black	1	31T-7620011 to 31T-7720069 incl
	49092-07	A,D	* * COVER - Seat bottom trim, rear	1	
-12	53120-00	A,B	* * LOOP ASSEMBLY - Seat belt	2	31T-7400002 to 31T-7620010 incl
	49092-08	A,C	* * LOOP ASSEMBLY - Seat belt	2	
-12a	587 600	L	* * SUSPENSION - Elastaseat (P-151)	1	
	41722-10	M	* * NETTING - Nylon	1	
-13	42282-00		* * SPRING - Seat track latch	2	
-14	41763-00		* * BRACKET - Seat track latch	2	
-15	47963-00		* * LINK - Seat track lock	2	
-16	47678-00		* * PLUNGER - Seat latch	2	
-17	41695-02	T	* * GUIDE - Seat latch plunger	2	
	29282-02	R	* * GUIDE - Seat latch plunger	2	
-18	41413-38		* * BUSHING - Seat roller	4	
-19	18968-00		* * ROLLER - Seat	4	
-20	42098-00		* * PLUG - Seat recliner mechanism tube	2	
-21	47960-00	B	* * ROD - Seat recliner mechanism	4	31T-7400002 to 31T-7520022 incl
	54179-04	E	* * ROD - Seat recliner mechanism	2	
-21a	54179-02	E	* * ROD - Seat latch, left	1	
	54179-03	E	* * ROD - Seat latch, right	1	
-22	83303-03		* * SPRING	2	
-23	47964-00	B	* * TUBE ASSEMBLY - Seat recliner release	1	31T-7400002 to 31T-7520022 incl
	54182-02	E	* * TUBE ASSEMBLY - Seat recliner release	1	
-24	47959-00		* * ARM ASSEMBLY - Seat recliner mechanism	2	
-25	12074-03	T	* * BRACKET - Seat roller, front	2	
	29281-02	R	* * BRACKET - Seat roller, front	2	
	47615-00		* * BRACKET - Seat roller, rear	2	
-26	571 057		* * KNOB - (225, black, 10-32 insert)	2	
-27	44029-00	B	* * HANDLE ASSEMBLY - Seat track latch release	1	31T-7400002 to 31T-7520022 incl
	44029-02	E	* * HANDLE ASSEMBLY - Seat track latch release	1	
-28	52893-00		* * BRACKET - Armrest attachment	1	
-29	52898-00		* * BRACKET ASSEMBLY - Armrest attachment	1	
-30	52889-00		* * BRACKET - Armrest attachment	1	
-31	424 145		* * PIN - (MS20392-1C17)	2	
	407 561		* * WASHER - (AN960-4)	6	
	424 051		* * COTTER PIN - (MS24665-132)	2	
-32	424 143		* * PIN - (MS20392-1C13)	2	
	407 561		* * WASHER - (AN960-4)	2	
	424 051		* * COTTER PIN - (MS24665-132)	2	

When ordering, always specify Part Number, Description and Serial Number of Aircraft

PIPER PARTS CATALOG

Figure and Index Number	Part Number	Code	NOMENCLATURE	No. Req.	SERIAL NUMBERS AFFECTED
60-33	400 882		* * BOLT - (AN23-30A)	4	
	407 584		* * WASHER - (AN960-10L)	4	
	477 707		* * NUT - (26C-02)	4	
-34	400 920		* * BOLT - (AN24-30A)	4	
	407 585		* * WASHER - (AN960-416L)	4	
	477 708		* * NUT - (26C-048)	4	
-35	480 701		* * ROLL PIN - (59-028-125-0 625)	2	
-36	424 142		* * PIN - (MS20392-1C11)	4	
	407 564		* * WASHER - (AN960-10)	8	
	424 051		* * COTTER PIN - (MS24665-132)	4	
-37	80122-06		* * WASHER	2	
-38	42074-00	T	* * PAWL ASSEMBLY - Seat recliner	2	
	29184-02	R	* * PAWL ASSEMBLY - Seat recliner	2	
-39	554 767		* * CLIP - (HS-98574) Left	2	
	554 768		* * CLIP - (HS-98902) Right	2	
-39a	45255-00		* * HANDLE - Seat track latch release	1	
-40	53260-04	A,B	* * ARMREST ASSEMBLY - (Complete)	1	31T-7400002 to 31T-7620010 incl
	49099-02	A,P	* * ARMREST ASSEMBLY - (Complete), left	1	
	49099-10	A,Q	* * ARMREST ASSEMBLY - (Complete), left	1	
	49099-03	A,P	* * ARMREST ASSEMBLY - (Complete), right	1	
	49099-11	A,Q	* * ARMREST ASSEMBLY - (Complete), right	1	
-41	52904-00	F	* * SUPPORT ASSEMBLY - Folding armrest	1	
-41a	53249-03	A,B	* * PAD ASSEMBLY - Armrest	1	31T-7400002 to 31T-7620010 incl
	49086-02	A,P	* * PAD ASSEMBLY - Armrest, left	1	
	49086-03	A,P	* * PAD ASSEMBLY - Armrest, right	1	
	49086-04	A,Q	* * PAD ASSEMBLY - Armrest, left	1	
	49086-05	A,Q	* * PAD ASSEMBLY - Armrest, right	1	
-42	400 890		* BOLT - (AN23-40A)	2	
-43	14175-111		* BUSHING	2	
-44	41413-26		* BUSHING	2	
-45	400 919		* BOLT - (AN24-29A)	2	
	44114-00		* WASHER - Trim	2	
	407 565		* WASHER - (AN960-416)	2	
	477 709		* NUT - (26C-048)	2	
-46	41413-38		* BUSHING	2	
-47	400 926		* BOLT - (AN24-36A)	2	
	44114-00		* WASHER - Trim	2	
	407 565		* WASHER - (AN960-416)	2	
	407 585		* WASHER - (AN960-416L)	2	
	477 709		* NUT - (26C-048)	2	
-48	52917-00		* COVER - Armrest bracket trim	1	
-49	53246-00	B	* PANEL ASSEMBLY - Armrest trim, left side	1	31T-7400002 to 31T-7620010 incl
	53246-01	B	* PANEL ASSEMBLY - Armrest trim, right side	1	31T-7400002 to 31T-7620010 incl
	48537-15	A,C	* PANEL ASSEMBLY - Armrest trim, left side	1	
	48537-14	A,C	* PANEL ASSEMBLY - Armrest trim, right side	1	
-50	49982-27		* BUSHING - Armrest attachment	1	
-51	49982-28		* BUSHING - Armrest attachment	1	
-52	49982-31		* BUSHING - Seat attachment	4	
-53	43759-00		STOP - Seat track	2	
-54	400 916	B	BOLT - (AN24-26A)	4	31T-7400002 to 31T-7620010 incl
	404 836	B	NUT - (MS20364-428C)	4	31T-7400002 to 31T-7620010 incl

When ordering, always specify Part Number, Description and Serial Number of Aircraft

PIPER PARTS CATALOG

THIS PAGE INTENTIONALLY LEFT BLANK

PIPER PARTS CATALOG

THIS PAGE INTENTIONALLY LEFT BLANK

PIPER PARTS CATALOG

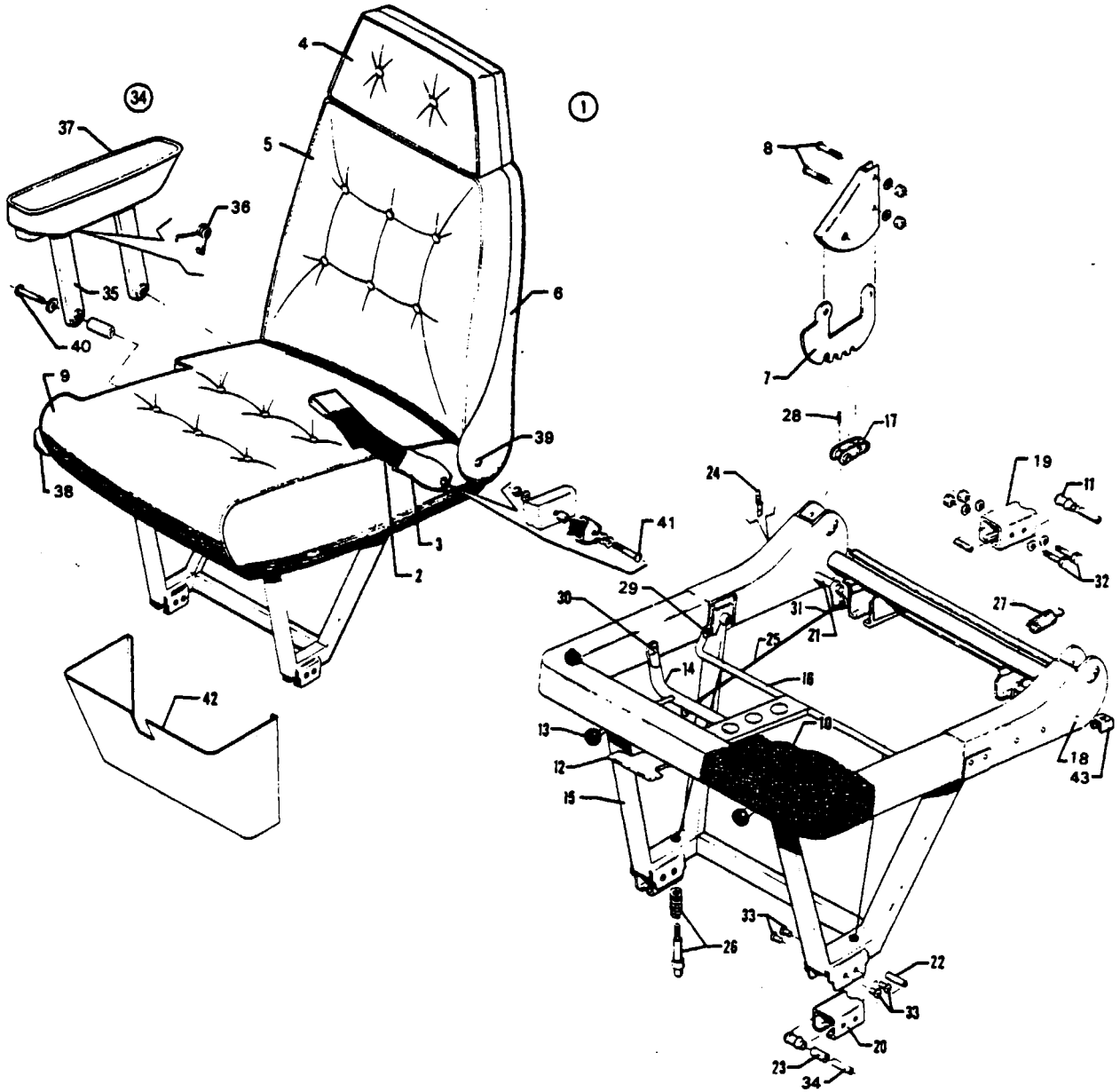


Figure 60A. Passenger Seats Installation - Aft Facing

REVISED: MARCH 1982

2H1

PA-31T2

PIPER PARTS CATALOG

CODE EXPLANATIONS FOR FIGURE 60A

A - Serial number of aircraft must be supplied when ordering this part

B - Used on PA-31T2 with serial numbers 31T-8166059 to 31T-8166076 inclusive, 31T-1166001 and up

PIPER PARTS CATALOG

Figure and Index Number	Part Number	Code	NOMENCLATURE	No. Req.	SERIAL NUMBERS AFFECTED
60A-	81363		DRAWING - Seats Installation		
-1	81361-02	A	SEAT ASSEMBLY - Passenger (complete) left	1	31T-8166001 to 31T-8166058 incl
	81361-10	A	SEAT ASSEMBLY - Passenger (complete) left	1	31T-8166059 to 31T-8166076 incl
	81361-14	A	SEAT ASSEMBLY - Passenger (complete) left	1	31T-1166001 and up
	81361-03	A	SEAT ASSEMBLY - Passenger (complete) right	1	31T-8166001 to 31T-8166058 incl
	81361-11	A	SEAT ASSEMBLY - Passenger (complete) right	1	31T-8166059 to 31T-8166076 incl
	81361-15	A	SEAT ASSEMBLY - Passenger (complete) right	1	31T-1166001 and up
-2	25801-10		* BELT ASSEMBLY - Safety, black	1	31T-8166001 to 31T-8166076 incl
	02314-20		* BELT ASSEMBLY - Safety, navy blue	1	31T-1166001 and up
	02314-21		* BELT ASSEMBLY - Safety, dragon red	1	31T-1166001 and up
	02314-22		* BELT ASSEMBLY - Safety, tan	1	31T-1166001 and up
	02314-23		* BELT ASSEMBLY - Safety, WN1655 #65 tan	1	31T-1166001 and up
	02314-24		* BELT ASSEMBLY - Safety, brown	1	31T-1166001 and up
	02314-25		* BELT ASSEMBLY - Safety, charcoal grey	1	31T-1166001 and up
	02314-26		* BELT ASSEMBLY - Safety, medium blue	1	31T-1166001 and up
	02314-27		* BELT ASSEMBLY - Safety, cessna tan	1	31T-1166001 and up
	02314-28		* BELT ASSEMBLY - Safety, burgundy	1	31T-1166001 and up
-3	49102-02	A	* SHROUD ASSEMBLY - Safety belt fitting	1	
-4	49735-02	A	* HEADREST ASSEMBLY - Left	1	31T-8166001 to 31T-8166058 incl
	01636-02	A,B	* HEADREST ASSEMBLY - Left	1	
	49735-03	A	* HEADREST ASSEMBLY - Right	1	31T-8166001 to 31T-8166058 incl
	01636-03	A,B	* HEADREST ASSEMBLY - Right	1	
-5	49320-20	A	* BACK ASSEMBLY - Seat, left	1	31T-8166001 to 31T-8166058 incl
	29246-26	A,B	* BACK ASSEMBLY - Seat, left	1	
	49320-21	A	* BACK ASSEMBLY - Seat, right	1	31T-8166001 to 31T-8166058 incl
	29246-25	A,B	* BACK ASSEMBLY - Seat, right	1	
-6	49324-10	A	* * PANEL ASSEMBLY - Seat back trim, left	1	31T-8166001 to 31T-8166058 incl
	29173-02	A,B	* * PANEL ASSEMBLY - Seat back trim, left	1	
	49324-11	A	* * PANEL ASSEMBLY - Seat back trim, right	1	31T-8166001 to 31T-8166058 incl
	29173-03	A,B	* * PANEL ASSEMBLY - Seat back trim, right	1	
-7	29259-02		* * DETENTE - Seat hinge	2	
-8	401 270		* * BOLT - (AN3-11A)	4	
	407 564		* * WASHER - (AN960-10)	4	
	404 887		* * NUT - (MS20365-1032C)	4	
-9	81408-03	A	* BOTTOM ASSEMBLY - Seat, left	1	
	81408-02	A	* BOTTOM ASSEMBLY - Seat, right	1	
-10	41722-10		* * NETTING - Nylon	1	
-11	18968-00		* * ROLLER - Seat	4	
-12	45255-00		* * HANDLE - Seat track release	1	
-13	571 057		* * KNOB - (225, black, 10-32 insert)	2	
-14	54182-02		* * TUBE ASSEMBLY - Seat recliner	1	
-15	53832-07		* * SUPPORT ASSEMBLY - Seat bottom frame	1	
-16	44029-00		* * HANDLE ASSEMBLY - Seat track release	1	
-17	29184-02		* * PAWL ASSEMBLY - Seat back latch	2	
-18	42098-00		* * PLUG - Tube	2	
-19	47615-00		* * BRACKET - Seat roller	2	
-20	47615-02		* * BRACKET - Seat roller	2	
-21	01259-02		* * ARM ASSEMBLY - Seat recliner mechanism	2	
-22	52160-00		* * BUSHING	4	
-23	41413-38		* * BUSHING	6	
-24	52889-00		* * BRACKET - Armrest attachment	1	
-25	81849-02		* * ROD - Seat recliner, left	1	
	81849-03		* * ROD - Seat recliner, right	1	

When ordering, always specify Part Number, Description and Serial Number of Aircraft

PIPER PARTS CATALOG

Figure and Index Number	Part Number	Code	NOMENCLATURE	No. Req.	SERIAL NUMBERS AFFECTED
60A-26	81853-02		* * PIN - Seat track latch	2	
	587 289		* * SPRING - (LC-035E-12)	2	
-27	487 479		* * SPRING - Seat back latch pawl return (LE-045E-2)	2	
-28	480 701		* * ROLL PIN - (59-028-125-0625)	2	
-29	424 141		* * PIN - (MS20392-1C9)	2	
	407 564		* * WASHER - (AN960-10)	2	
	424 051		* * PIN - Cotter (MS24665-132)	2	
-30	424 142		* * PIN - (MS20392-1C11)	2	
	407 564		* * WASHER - (AN960-10)	2	
	80122-06		* * WASHER	2	
	424 051		* * PIN - Cotter (MS24665-132)	2	
-31	554 671		* * CLIP - (HS99339-2L)	2	
	554 670		* * CLIP - (HS993552R)	2	
-32	400 012		* * BOLT - (AN4-17A)	4	
	407 565		* * WASHER - (AN960-416)	4	
	407 585		* * WASHER - (AN960-416L)	4	
	404 836		* * NUT - (MS20364-428C)	4	
-33	486 221		* * SCREW - (MS35207-264)	4	
	407 584		* * WASHER - (AN960-10L)	8	
-34	49099-02	A	* ARMREST ASSEMBLY - Left seat	1	
	49099-03	A	* ARMREST ASSEMBLY - Right seat	1	
-35	52904-00		* * SUPPORT ASSEMBLY - Folding armrest	1	
-36	52877-00		* * * SPRING - Armrest actuator	1	
-37	49086-02	A	* * PAD ASSEMBLY - Armrest, left seat	1	
	49086-03	A	* * PAD ASSEMBLY - Armrest, right seat	1	
-38	48537-14	A	* PANEL ASSEMBLY - Seat bottom trim, left	1	
	48537-15	A	* PANEL ASSEMBLY - Seat bottom trim, right	1	
-39	400 920		* BOLT - Seat back attachment (AN24-30A)	2	
	14175-111		* BUSHING - Inner	2	
	49982-31		* BUSHING - Outer	4	
	44114-00		* WASHER - Trim	2	
	407 565		* WASHER - (AN960-416)	2	
	477 709		* NUT - (26C-048) Chrome	2	
-40	400 890		* BOLT - Armrest attachment (AN23-40A)	2	
	49982-27		* BUSHING - Armrest attachment, front	1	
	49982-28		* BUSHING - Armrest attachment, rear	1	
	44114-00		* WASHER - Trim, aft	1	
-41	400 924		* BOLT - (AN24-34A)	2	
	29999-10		* BUSHING - Seat belt attachment (19 L)	2	
	29999-11		* BUSHING - Seat belt attachment (25 L)	2	
	407 565		* WASHER - (AN960-416)	2	
	44114-00		* WASHER - Trim, outboard	1	
	404 836		* NUT - (MS20364-428C)	2	
-42	81851-02	A	* SKIRT ASSEMBLY - Seat	1	
-43	18842-03		STOP - Seat	4	

When ordering, always specify Part Number, Description and Serial Number of Aircraft

PIPER PARTS CATALOG

CODE EXPLANATIONS FOR FIGURE 61

- A - Serial number of aircraft must be supplied when ordering this part
- B - Used on PA-31T only
- C - Used on PA-31T with serial numbers 31T-7620011 and up, PA-31T1 and PA-31T2
- D - Used on PA-31T with serial numbers 31T-7820001 and up, PA-31T1 and PA-31T2
- E - Used on PA-31T with serial numbers 31T-7400002 and up, PA-31T1 and PA-31T2
- F - When ordering this part, specify Headrest Assembly, Part No 49321-03, for PA-31T with serial numbers 31T-7820001 to 31T-7820038 inclusive, and PA-31T1 with serial numbers 31T-7804001 and 31T-7804002 Specify Headrest Assembly, Part No 49706-03, for PA-31T with serial numbers 31T-7820039 to 31T-7920032 inclusive, and PA-31T1 with serial numbers 31T-7804003 to 31T-7904011 inclusive
- G - Used on PA-31T with serial numbers 31T-7820001 to 31T-7820038 inclusive Also used on PA-31T1 with serial numbers 31T-7804001 and 31T-7804002
- H - Used on PA-31T with serial numbers 31T-7820039 and up, PA-31T1 with serial numbers 31T-7804003 to 31T-8104071 inclusive and PA-31T2 with serial numbers 31T-8166001 to 31T-8166058 inclusive
- J - Used on PA-31T with serial numbers 31T-7400002 to 31T-7820032 inclusive, and PA-31T1 with serial number 31T-7804001
- K - Used on PA-31T with serial numbers 31T-7820033 and up, PA-31T1 with serial numbers 31T-7804002 to 31T-8304003 inclusive, 31T-1104004 and up, and PA-31T2
- L - Used on PA-31T with serial numbers 31T-7820001 to 31T-7920032 inclusive, and PA-31T1 with serial numbers 31T-7804001 to 31T-7904011 inclusive
- M - Used on PA-31T with serial numbers 31T-7920033 and up, PA-31T1 with serial numbers 31T-7904012 to 31T-8304003 inclusive, 31T-1104004 and up and PA-31T2
- N - Used on PA-31T with serial numbers 31T-7400002 to 31T-7920094 inclusive, and PA-31T1 with serial numbers 31T-7804001 to 31T-7904057 inclusive
- O - Used on PA-31T with serial numbers 31T-8020001 and up, PA-31T1 with serial numbers 31T-8004001 to 31T-8304003 inclusive, 31T-1104004 and up, and PA-31T2
- P - Used if seat assembly does not incorporate an integral shoulder harness
- Q - Used if seat assembly incorporates an integral shoulder harness
- R - Used on PA-31T with serial numbers 31T-7920033 to 31T-8020005 inclusive, and PA-31T1 with serial numbers 31T-7904012 to 31T-8004003 inclusive
- S - Used on PA-31T with serial numbers 31T-7820001 to 31T-8020005 inclusive, and PA-31T1 with serial numbers 31T-7804001 to 31T-8004003 inclusive
- T - Used on PA-31T with serial numbers 31T-8020006 and up, PA-31T1 with serial numbers 31T-8004004 to 31T-8304003 inclusive, 31T-1104004 and up, and PA-31T2
- U - Used on PA-31T with serial numbers 31T-7400002 to 31T-8020005 inclusive, and PA-31T1 with serial numbers 31T-7804001 to 31T-8004003 inclusive
- V - Used on PA-31T1 only
- W - Used on PA-31T with serial numbers 31T-7920033 and up, PA-31T1 with serial numbers 31T-7904012 to 31T-8104071 inclusive and PA-31T2 with serial numbers 31T-8166001 to 31T-8166058 inclusive
- X - Used on PA-31T with serial numbers 31T-8020001 and up, PA-31T1 with serial numbers 31T-8004001 to 31T-8104071 inclusive and PA-31T2 with serial numbers 31T-8166001 to 31T-8166058 inclusive
- Y - Used on PA-31T1 with serial numbers 31T-8104072 to 31T-8304003 inclusive, 31T-1104004 and up, and PA-31T2 with serial numbers 31T-8166059 to 31T-8166076 inclusive, 31T-1166001 and up
- Z - Used on PA-31T with serial numbers 31T-8020006 and up, PA-31T1 with serial numbers 31T-8004004 to 31T-8104071 inclusive and PA-31T2 with serial numbers 31T-8166001 to 31T-8166058 inclusive
- AA - Used on PA-31T with serial numbers 31T-8020001 and up, PA-31T1 with serial numbers 31T-8004001 to 31T-8104101 inclusive, and PA-31T2
- AB - Used on PA-31T with serial numbers 31T-7620011 and up, PA-31T1 with serial numbers 31T-7804001 to 31T-8104101 inclusive and PA-31T2
- AC - Used on PA-31T, PA-31T1 with serial numbers 31T-7804001 to 31T-8104101 inclusive, and PA-31T2
- AD - Used on PA-31T1 with serial numbers 31T-8304001 to 31T-8304003 inclusive, 31T-1104004 and up
- AE - Used on PA-31T1 with serial numbers 31T-8104072 to 31T-8304003 inclusive, 31T-1104004 to 31T-1104010 inclusive, and PA-31T2 with serial numbers 31T-8166059 to 31T-8166076 inclusive
- AF - Used on PA-31T, PA-31T1 with serial numbers 31T-7804001 to 31T-8304003 inclusive, 31T-1104004 to 31T-1104010 inclusive, and PA-31T2 with serial numbers 31T-8166001 to 31T-8166066 inclusive, 31T-8166068 to 31T-8166076 inclusive
- AG - Used on PA-31T with serial numbers 31T-8020001 and up, PA-31T1 with serial numbers 31T-8004001 to 31T-8304003 inclusive, 31T-1104004 to 31T-1104010 inclusive, and PA-31T2 with serial numbers 31T-8166001 to 31T-8166066 inclusive, 31T-8166068 to 31T-8166076 inclusive
- AH - Used on PA-31T1 with serial numbers 31T-1104011 and up, and PA-31T2 with serial numbers 31T-8166067, 31T-1166001 and up

PIPER PARTS CATALOG

Figure and Index Number	Part Number	Code	NOMENCLATURE	No. Req	SERIAL NUMBERS AFFECTED	
61-	48565	B	DRAWING - 7th Seat Installation		31T-7400002 to 31T-7620010 incl	
	49107	AB	DRAWING - 7th Seat Installation			
	01770	AD	DRAWING - 7th Seat Installation			
-1	48551-00	A,B	SEAT ASSEMBLY - Passenger (complete)	1	31T-7400002 to 31T-7620010 incl	
	48551-03	A,B	SEAT ASSEMBLY - Passenger (complete)	1	31T-7620011 to 31T-7720069 incl	
	48551-04	A,F,L	SEAT ASSEMBLY - Passenger (complete)	1		
	48551-05	A,P,W	SEAT ASSEMBLY - Passenger (complete)	1		
	48551-06	A,X	SEAT ASSEMBLY - Passenger (complete) with integral shoulder harness	1		
	48551-09	A,P,AE	SEAT ASSEMBLY - Passenger (complete)	1		
	48551-10	A,AE	SEAT ASSEMBLY - Passenger (complete) with integral shoulder harness	1		
	48551-11	A,P,AH	SEAT ASSEMBLY - Passenger (complete)	1		
	48551-12	A,P,AH	SEAT ASSEMBLY - Passenger (complete) with integral shoulder harness	1		
	-2	25801-02	P,AF	* BELT ASSEMBLY - Safety, black	1	
		02314-02	P,AH	* BELT ASSEMBLY - Safety, navy blue	1	
02314-03		P,AH	* BELT ASSEMBLY - Safety, dragon red	1		
02314-04		P,AH	* BELT ASSEMBLY - Safety, tan	1		
02314-05		P,AH	* BELT ASSEMBLY - Safety, WN1655 #65 tan	1		
02314-06		P,AH	* BELT ASSEMBLY - Safety, brown	1		
02314-07		P,AH	* BELT ASSEMBLY - Safety, charcoal grey	1		
02314-08		P,AH	* BELT ASSEMBLY - Safety, medium blue	1		
02314-09		P,AH	* BELT ASSEMBLY - Safety, cessna tan	1		
02314-10		P,AH	* BELT ASSEMBLY - Safety, burgundy	1		
-3	53134-00	A,B	* SHROUD ASSEMBLY - Safety belt fitting	2	31T-7400002 to 31T-7620010 incl	
-4	53288-00	A,B	* HEADREST ASSEMBLY	1	31T-7400002 to 31T-7620010 incl	
	49089-02	A,B	* HEADREST ASSEMBLY	1	31T-7620011 to 31T-7720069 incl	
	49321-03	A,G	* HEADREST ASSEMBLY	1		
	49706-03	A,H,P	* HEADREST ASSEMBLY	1		
	29933-03	A,Q,X	* HEADREST ASSEMBLY	1		
	01636-03	A,Y	* HEADREST ASSEMBLY	1		
	-5	48536-00	A,B	* BACK ASSEMBLY - Seat	1	31T-7400002 to 31T-7620010 incl
		49095-02	A,B	* BACK ASSEMBLY - Seat	1	31T-7620011 to 31T-7720069 incl
		49320-19	A,P,S	* BACK ASSEMBLY - Seat	1	
		49320-21	A,P,Z	* BACK ASSEMBLY - Seat	1	
49320-23		A,P,Y	* BACK ASSEMBLY - Seat	1		
29246-19		A,Q,AG	* BACK ASSEMBLY - Seat	1		
02373-05		A,Q,AH	* BACK ASSEMBLY - Seat	1		
-6	53129-03	A,B	* * PANEL ASSEMBLY - Seat back trim	1	31T-7400002 to 31T-7620010 incl	
	49095-04	A,B	* * PANEL ASSEMBLY - Seat back trim	1	31T-7620011 to 31T-7720069 incl	
	49324-03	A,P,S	* * PANEL ASSEMBLY - Seat back trim	1		
	49324-11	A,P,Z	* * PANEL ASSEMBLY - Seat back trim	1		
	49324-15	A,P,Y	* * PANEL ASSEMBLY - Seat back trim	1		
	29173-05	A,O,Q	* * PANEL ASSEMBLY - Seat back trim	1		
-7	34447-00	P,U	* * DETENT - Seat hinge	2		
	29259-02	P,T	* * DETENT - Seat hinge	2		
	29259-02	O,Q	* * DETENT - Seat hinge	2		
-7a	55893-02	Q,AG	* * INERTIA REEL ASSEMBLY - (Includes shoulder harness and lap belts) black	1		
	02363-02	Q,AH	* * INERTIA REEL ASSEMBLY - (Includes shoulder harness and lap belts) navy blue	1		
	02363-03	Q,AH	* * INERTIA REEL ASSEMBLY - (Includes shoulder harness and lap belts) dragon red	1		

When ordering, always specify Part Number, Description and Serial Number of Aircraft

PIPER PARTS CATALOG

Figure and Index Number	Part Number	Code	NOMENCLATURE	No. Req.	SERIAL NUMBERS AFFECTED
61-7a	02363-04	Q.AH	* * INERTIA REEL ASSEMBLY - (Includes shoulder harness and lap belts) tan	1	
	02363-05	Q.AH	* * INERTIA REEL ASSEMBLY - (Includes shoulder harness and lap belts) WN1655 #65 tan	1	
	02363-06	Q.AH	* * INERTIA REEL ASSEMBLY - (Includes shoulder harness and lap belts) brown	1	
	02363-07	Q.AH	* * INERTIA REEL ASSEMBLY - (Includes shoulder harness and lap belts) charcoal grey	1	
	02363-08	Q.AH	* * INERTIA REEL ASSEMBLY - (Includes shoulder harness and lap belts) medium blue	1	
	02363-09	Q.AH	* * INERTIA REEL ASSEMBLY - (Includes shoulder harness and lap belts) cessna tan	1	
	02363-10	Q.AH	* * INERTIA REEL ASSEMBLY - (Includes shoulder harness and lap belts) burgundy	1	
-7b	55846-05	O.Q	* * BRACKET ASSEMBLY - Inertia reel mounting	1	
-8	401 270		* * BOLT - (AN3-11A)	4	
	407 564		* * WASHER - (AN960-10)	4	
	404 887		* * NUT - (MS20365-1032C)	4	
-8a	401 280	O.Q	* * BOLT - (AN3-26A)	1	
	60998-16	O.Q	* * BUSHING - Shoulder harness roller, inner	1	
	60998-15	O.Q	* * BUSHING - Shoulder harness roller, outer	1	
	407 564	O.Q	* * WASHER - (AN960-10)	1	
	404 887	O.Q	* * NUT - (MS20365-1032C)	1	
-9	48531-07	A.B	* * BOTTOM ASSEMBLY - Seat	1	31T-7400002 to 31T-7620010 incl
	49092-33	A.B	* * BOTTOM ASSEMBLY - Seat	1	31T-7620011 to 31T-7720069 incl
	49326-05	A.L	* * BOTTOM ASSEMBLY - Seat	1	
	29004-05	A.P.R	* * BOTTOM ASSEMBLY - Seat	1	
	29004-23	A.P.T	* * BOTTOM ASSEMBLY - Seat	1	
	29004-23	A.O.Q	* * BOTTOM ASSEMBLY - Seat	1	
-10	48529-02	A.B	* * COVER - Seat bottom, front	1	31T-7400002 to 31T-7620010 incl
	53122-04	B	* * COVER - Seat bottom, front, black	1	31T-7620011 to 31T-7720069 incl
	49092-34	A.D	* * COVER - Seat bottom, front	1	
-11	48534-00	A.B	* * COVER - Seat bottom, rear	1	31T-7400002 to 31T-7620010 incl
	53126-02	B	* * COVER - Seat bottom, rear, black	1	31T-7620011 to 31T-7720069 incl
	49092-34	A.D	* * COVER - Seat bottom, rear	1	
-12	42561-00		* * COVER - Seat attachment	2	
-13	46704-00		* * COVER	1	
-13a	587 600	J	* * SUSPENSION - Elastaseat (P-151)	1	
	41722-10	K	* * NETTING - Nylon	1	
-14	53120-00	A.B	* * LOOP ASSEMBLY - Seat belt	1	31T-7400002 to 31T-7620010 incl
	49092-08	A.C	* * LOOP ASSEMBLY - Seat belt	1	
-15	42558-00		* * BRACKET ASSEMBLY - Seat attachment, front	2	
-16	52898-00		* * BRACKET ASSEMBLY - Armrest attachment	1	
-17	52893-00		* * BRACKET - Armrest attachment	1	
-18	52889-00		* * BRACKET - Armrest attachment	1	
-19	46711-00		* * BRACKET	1	
-20	42570-00		* * BRACKET	1	
-21	42571-02		* * BUSHING	4	
-22	14843-108		* * BUSHING	1	
-23	14976-97		* * BUSHING	4	
-24	400 932		* * BOLT - (AN24-46A)	1	
	407 565		* * WASHER - (AN960-416)	3	
	477 708		* * NUT - (26C-048)	1	
-25	400 922		* * BOLT - (AN24-32A)	1	
	407 565		* * WASHER - (AN960-416)	2	
	477 708		* * NUT - (26C-048)	1	
-26	487 712		* * STUD - (295460-3-4)	2	
	404 888		* * NUT - (MS20365-428C)	2	

When ordering, always specify Part Number, Description and Serial Number of Aircraft

PIPER PARTS CATALOG

Figure and Index Number	Part Number	Code	NOMENCLATURE	No Req.	SERIAL NUMBERS AFFECTED
61-27	400 882		* * BOLT - (AN23-30A)	4	
	407 584		* * WASHER - (AN960-10L)	4	
	404 835		* * NUT - (MS20364-1032C)	4	
-28	400 920		* * BOLT - (AN24-30A)	2	
	407 585		* * WASHER - (AN960-416L)	2	
	404 836		* * NUT - (MS20364-428C)	2	
-29	14175-111		* BUSHING	2	
-30	49982-31		* BUSHING	4	
-31	86102-11		* BUSHING - Left	1	
-32	14843-109		* BUSHING - Right	1	
-32a	14843-108		* BUSHING - Right	1	
-33	49982-27		* BUSHING - Armrest attachment	1	
-34	49982-28		* BUSHING - Armrest attachment	1	
-35	44114-00		* WASHER	4	
-36	400 917	B	* BOLT - (AN24-27A)	2	31T-7400002 to 31T-7720069 incl
	400 919	D	* BOLT - (AN24-29A) left	1	
	400 930	D	* BOLT - (AN24-42A) right	1	
	44114-00		* WASHER	2	
	407 565		* WASHER - (AN960-416)	AR	
	407 585	D	* WASHER - (AN960-416L)	2	
	14843-108	D	* BUSHING - Right	1	
	477 708		* NUT - (26C-048)	2	
-37	400 917		* BOLT - (AN24-27A)	2	
	477 708		* NUT - (26C-048)	2	
-38	53260-04	A,B	* ARMREST ASSEMBLY - Passenger (complete)	1	31T-7400002 to 31T-7620010 incl
	49099-03	A,C,P	* ARMREST ASSEMBLY - Passenger (complete)	1	
	49099-11	A,O,Q	* ARMREST ASSEMBLY - Passenger (complete)	1	
-39	52904-00	E	* * SUPPORT ASSEMBLY - Armrest, folding	1	
-39a	53249-03	A,B	* * PAD ASSEMBLY - Armrest	1	31T-7400002 to 31T-7620010 incl
	49086-03	A,C,P	* * PAD ASSEMBLY - Armrest	1	
	49086-05	A,O,Q	* * PAD ASSEMBLY - Armrest	1	
-40	52917-00		* COVER - Armrest bracket trim	1	
-41	53246-00	B	* PANEL ASSEMBLY - Armrest trim	1	31T-7400002 to 31T-7620010 incl
	48537-14	C	* PANEL ASSEMBLY - Armrest trim	1	
-42	400 890		* BOLT - (AN23-40A)	2	
-43	18842-00		STOP - Seat	2	
-44	41214-02	N	PLATE - Seat attachment	1	
	41214-03	O	PLATE - Seat attachment	1	
-45	46696-00		PLATE - Wedjit trim	3	
-46	41215-00		PLATE - Seat attachment closure	1	
-47	494 338		WEDJIT ASSEMBLY - (295307)	2	
-48	46695-02		SPACER - Seat attachment wedjit	3	
-49	46695-03	AC	SPACER - Seat attachment wedjit	2	
-50	46695-06	AC	SPACER - Seat attachment wedjit	2	
	46695-10	AD	SPACER - Seat attachment wedjit	2	
-51	43986-00	B,V	LANYARD - Lock, seat back	1	
-52	29285-02	O	PLATE - Wedjit reinforcement	2	
-53	41214-02	N	PLATE - Seat attachment	1	
	41214-03	AA	PLATE - Seat attachment	1	
	01719-02	AD	PLATE - Seat attachment	1	
-54	46696-00	AC	PLATE - Wedjit trim	1	
	01721-02	AD	PLATE - Wedjit trim	1	
-55	41215-00	AC	PLATE - Seat attachment closure	1	
	01720-02	AD	PLATE - Seat attachment closure	1	
-56	46695-03	AC	SPACER - Seat attachment wedjit	1	
	46695-02	AD	SPACER - Seat attachment wedjit	1	
-57	46695-02	AD	SPACER - Seat attachment wedjit	1	

When ordering, always specify Part Number, Description and Serial Number of Aircraft

PIPER PARTS CATALOG

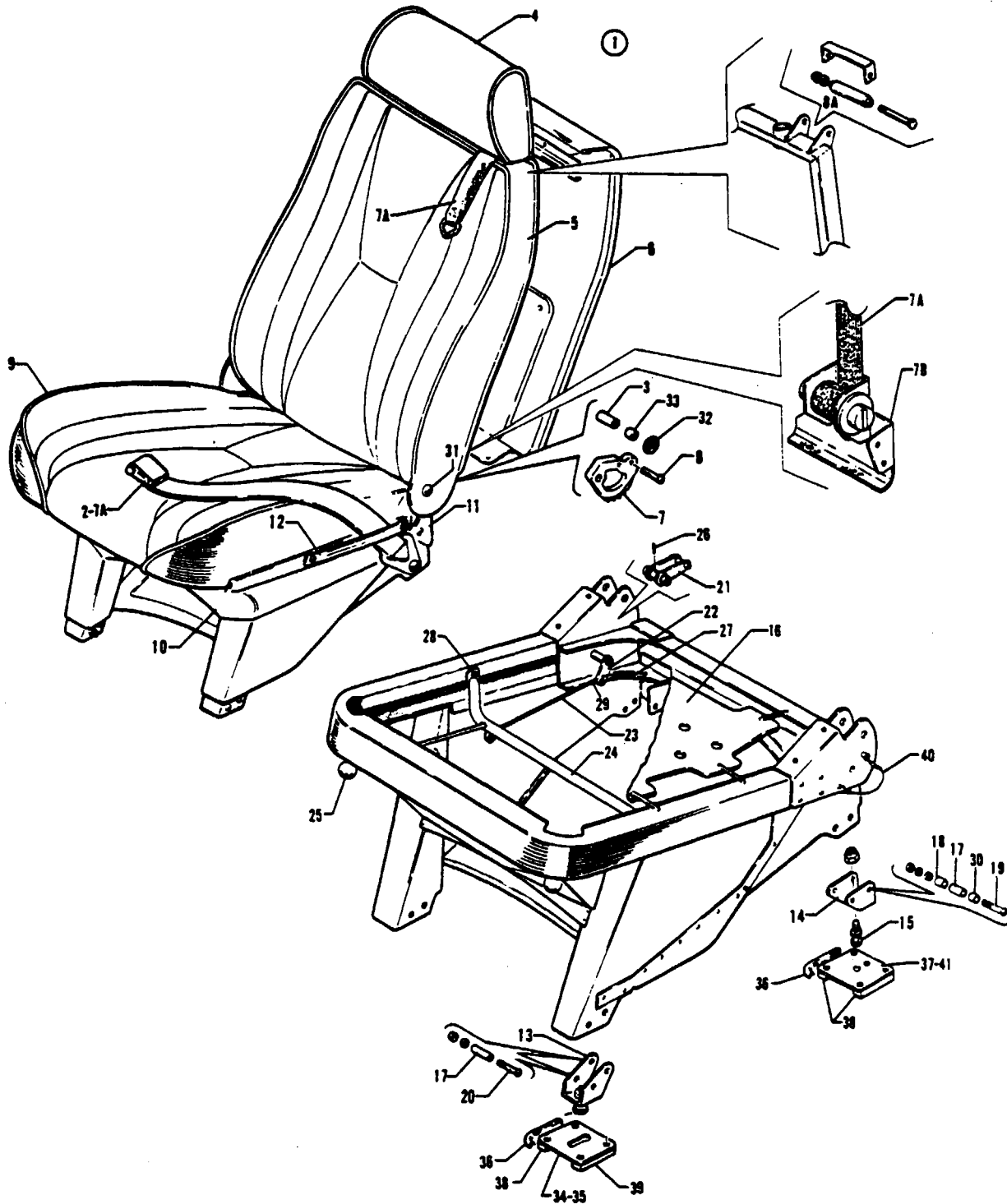


Figure 62. 8th Seat Installation

PIPER PARTS CATALOG

CODE EXPLANATIONS FOR FIGURE 62

- A - Serial number of aircraft must be supplied when ordering this part
- B - When ordering this part, specify Headrest Assembly, Part No 49321-02, for PA-31T with serial numbers 31T-7820001 to 31T-7820038 inclusive, or Headrest Assembly, Part No 49706-02, for PA-31T with serial numbers 31T-7820039 and up, and PA-31T2 with serial numbers 31T-8166001 to 31T-8166058 inclusive
- C - Used if seat assembly does not incorporate an integral shoulder harness
- D - Used if seat assembly incorporates an integral shoulder harness
- E - Used on PA-31T only
- F - Used on PA-31T with serial numbers 31T-7620011 and up, and PA-31T2
- G - Used on PA-31T with serial numbers 31T-8020001 and up, and PA-31T2
- H - Used on PA-31T with serial numbers 31T-7820039 and up, and PA-31T2 with serial numbers 31T-8166001 to 31T-8166058 inclusive
- J - Used on PA-31T with serial numbers 31T-8020006 and up, and PA-31T2
- K - Used on PA-31T with serial numbers 31T-7820001 and up, and PA-31T2
- L - Used on PA-31T with serial numbers 31T-7820033 and up, and PA-31T2
- M - Used on PA-31T with serial numbers 31T-7820001 and up, and PA-31T2 with serial numbers 31T-8166001 to 31T-8166058 inclusive
- N - Used on PA-31T with serial numbers 31T-8020001 and up, and PA-31T2 with serial numbers 31T-8166001 to 31T-8166058 inclusive
- O - Used on PA-31T2 only
- P - Used on PA-31T with serial numbers 31T-7400002 and up, and PA-31T2 with serial numbers 31T-8166001 to 31T-8166066 inclusive, 31T-8166068 to 31T-8166076 inclusive
- Q - Used on PA-31T with serial numbers 31T-8020006 and up, and PA-31T2 with serial numbers 31T-8166001 to 31T-8166058 inclusive
- R - Used on PA-31T with serial numbers 31T-8020001 and up, and PA-31T2 with serial numbers 31T-8166001 to 31T-8166066 inclusive, 31T-8166068 to 31T-8166076 inclusive
- S - Used on PA-31T2 with serial numbers 31T-8166067, 31T-1166001 and up
- T - Used on PA-31T2 with serial numbers 31T-8166059 to 31T-8166066 inclusive, 31T-8166068 to 31T-8166076 inclusive
- U - Used on PA-31T2 with serial numbers 31T-8166059 to 31T-8166076 inclusive, 31T-1166001 and up

PIPER PARTS CATALOG

Figure and Index Number	Part Number	Code	NOMENCLATURE	No. Req.	SERIAL NUMBERS AFFECTED
62-	48565 49107	E F	DRAWING - 8th Seat Installation DRAWING - 8th Seat Installation		31T-7400002 to 31T-7620010 incl
-1	48560-00 48560-03 48560-04 48560-05	A.E A.E A,B,C,M A,N	SEAT ASSEMBLY - Passenger (complete) SEAT ASSEMBLY - Passenger (complete) SEAT ASSEMBLY - Passenger (complete) SEAT ASSEMBLY - Passenger (complete) with integral shoulder harness	1 1 1 1	31T-7400002 to 31T-7620010 incl 31T-7620011 to 31T-7720069 incl
	48560-08 48560-09	A,C,T A,T	SEAT ASSEMBLY - Passenger (complete) SEAT ASSEMBLY - Passenger (complete) with integral shoulder harness	1 1	
	48560-10 48560-11	A,C,O A,O	SEAT ASSEMBLY - Passenger (complete) SEAT ASSEMBLY - Passenger (complete) with integral shoulder harness	1 1	
-2	25801-05 02314-11 02314-12 02314-13 02314-14 02314-15 02314-16 02314-17 02314-18 02314-19	C,P C,S C,S C,S C,S C,S C,S C,S C,S C,S	* BELT ASSEMBLY - Safety, black * BELT ASSEMBLY - Safety, navy blue * BELT ASSEMBLY - Safety, dragon red * BELT ASSEMBLY - Safety, tan * BELT ASSEMBLY - Safety, WN1655 #65 tan * BELT ASSEMBLY - Safety, brown * BELT ASSEMBLY - Safety, charcoal grey * BELT ASSEMBLY - Safety, medium blue * BELT ASSEMBLY - Safety, cessna tan * BELT ASSEMBLY - Safety, burgundy	1 1 1 1 1 1 1 1 1 1	
-3	14175-111		* BUSHING	2	
-4	53288-00 49089-02 49321-02 49706-02 29933-02 01636-02	A,E A,E A,E A,C,H A,D,N A,U	* HEADREST ASSEMBLY * HEADREST ASSEMBLY * HEADREST ASSEMBLY * HEADREST ASSEMBLY * HEADREST ASSEMBLY * HEADREST ASSEMBLY	1 1 1 1 1 1	31T-7400002 to 31T-7620010 incl 31T-7620011 to 31T-7720069 incl 31T-7820001 to 31T-7820038 incl
-5	48536-00 49095-02 49320-18 49320-20 49320-22 29246-18 02373-04	A,E A,E A,C,E A,C,Q A,C,U A,D,R A,D,S	* BACK ASSEMBLY - Seat * BACK ASSEMBLY - Seat * BACK ASSEMBLY - Seat * BACK ASSEMBLY - Seat * BACK ASSEMBLY - Seat * BACK ASSEMBLY - Seat * BACK ASSEMBLY - Seat	1 1 1 1 1 1 1	31T-7400002 to 31T-7620010 incl 31T-7620011 to 31T-7720069 incl 31T-7820001 to 31T-8020005 incl
-6	53129-03 49095-04 49324-02 49324-10 49324-16 29173-04	A,E A,E A,C,E A,C,Q A,C,O A,D,G	* * PANEL ASSEMBLY - Seat back trim * * PANEL ASSEMBLY - Seat back trim * * PANEL ASSEMBLY - Seat back trim * * PANEL ASSEMBLY - Seat back trim * * PANEL ASSEMBLY - Seat back trim * * PANEL ASSEMBLY - Seat back trim	1 1 1 1 1 1	31T-7400002 to 31T-7620010 incl 31T-7620011 to 31T-7720069 incl 31T-7820001 to 31T-8020005 incl
-7	34447-00 29259-02 29259-02	C,E C,J D,G	* * DETENT - Seat hinge * * DETENT - Seat hinge * * DETENT - Seat hinge	2 2 2	31T-7400002 to 31T-8020005 incl
-7a	55893-03 02363-11 02363-12 02363-13 02363-14	D,R D,S D,S D,S D,S	* * INERTIA REEL ASSEMBLY - (Includes shoulder harness and lap belts) black * * INERTIA REEL ASSEMBLY - (Includes shoulder harness and lap belts) navy blue * * INERTIA REEL ASSEMBLY - (Includes shoulder harness and lap belts) dragon red * * INERTIA REEL ASSEMBLY - (Includes shoulder harness and lap belts) tan * * INERTIA REEL ASSEMBLY - (Includes shoulder harness and lap belts) WN1655 #65 tan	1 1 1 1 1	

When ordering, always specify Part Number, Description and Serial Number of Aircraft

PIPER PARTS CATALOG

Figure and Index Number	Part Number	Code	NOMENCLATURE	No. Req.	SERIAL NUMBERS AFFECTED
62-7a	02363-15	D.S	* * INERTIA REEL ASSEMBLY - (Includes shoulder harness and lap belts) brown	1	
	02363-16	D.S	* * INERTIA REEL ASSEMBLY - (Includes shoulder harness and lap belts) charcoal grey	1	
	02363-17	D.S	* * INERTIA REEL ASSEMBLY - (Includes shoulder harness and lap belts) medium blue	1	
	02363-18	D.S	* * INERTIA REEL ASSEMBLY - (Includes shoulder harness and lap belts) cessna tan	1	
	02363-19	D.S	* * INERTIA REEL ASSEMBLY - (Includes shoulder harness and lap belts) burgundy	1	
-7b	55846-04	D.G	* * BRACKET ASSEMBLY - Inertia reel mounting	1	
-8	401 270		* * BOLT - (AN3-11A)	4	
	407 564		* * WASHER - (AN960-10)	4	
	404 887		* * NUT - (MS20365-1032C)	4	
-8a	401 280	D.G	* * BOLT - (AN3-26A)	1	
	60998-16	D.G	* * BUSHING - Shoulder harness roller, inner	1	
	60998-15	D.G	* * BUSHING - Shoulder harness roller, outer	1	
	407 564	D.G	* * WASHER - (AN960-10)	1	
	404 887	D.G	* * NUT - (MS20365-1032C)	1	
-9	48558-00	A.E	* * BOTTOM ASSEMBLY - Seat	1	31T-7400002 to 31T-7620010 incl
	49096-02	A.E	* * BOTTOM ASSEMBLY - Seat	1	31T-7620011 to 31T-7720069 incl
	49329-02	A.C.E	* * BOTTOM ASSEMBLY - Seat	1	31T-7820001 to 31T-8020005 incl
	49329-10	A.C.J	* * BOTTOM ASSEMBLY - Seat	1	
	49329-10	A.D.G	* * BOTTOM ASSEMBLY - Seat	1	
-10	48553-00	A.E	* * SKIRT - Passenger seat	1	31T-7400002 to 31T-7620010 incl
	49096-04	A.C.F	* * SKIRT - Passenger seat	1	31T-7620011 to 31T-8020005 incl
	49096-12	A.C.J	* * SKIRT - Passenger seat	1	
	49096-12	A.D.G	* * SKIRT - Passenger seat	1	
-11	48534-00	A.E	* * COVER - Seat bottom frame trim	1	31T-7400002 to 31T-7620010 incl
	49096-03	A.E	* * COVER - Seat bottom frame trim	1	31T-7620011 to 31T-7720069 incl
	49092-07	A.K	* * COVER - Seat bottom frame trim	1	
-12	53120-00	A.E	* * LOOP ASSEMBLY - Seat belt	2	31T-7400002 to 31T-7620010 incl
	49092-08	A.F	* * LOOP ASSEMBLY - Seat belt	2	
-13	42576-00		* * BRACKET ASSEMBLY - Seat attachment	2	
-14	42575-00		* * BRACKET	2	
-15	487 712		* * STUD - (295460-3-4)	2	
	404 836		* * NUT - (MS20365-428C)	2	
-16	587 600	E	* * SUSPENSION - Elastaseat (P-151)	1	31T-7400002 to 31T-7820032 incl
	280 341	L	* * NETTING - Nylon (54 in wide)	2	
-17	42571-02		* * BUSHING	6	
-18	42571-03		* * BUSHING	2	
-19	400 931		* * BOLT - (AN24-44A)	2	
	407 565		* * WASHER - (AN960-416)	4	
	477 709		* * NUT - (26C-048)	2	
-20	400 919		* * BOLT - (AN24-29A)	4	
	407 565		* * WASHER - (AN960-416)	4	
	404 836		* * NUT - (MS20364-428C)	4	
-21	42074-00	G	* * PAWL ASSEMBLY - Seat recliner latch	2	
-22	47959-00	G	* * ARM ASSEMBLY - Seat recliner mechanism	2	
-23	54179-04	G	* * ROD - Seat recliner mechanism (8 50 L)	2	
	54179-05	G	* * ROD - Seat recliner mechanism (7 75 L)	2	
-24	54182-02	G	* * TUBE ASSEMBLY - Seat recliner release	1	
-25	571 057	G	* * KNOB - (225, black, 10-32 insert)	2	
-26	480 701	G	* * PIN - Roll (59-02B-125-0625)	2	
-27	487 479	G	* * SPRING - (LE-045E-2)	2	

When ordering, always specify Part Number, Description and Serial Number of Aircraft

PIPER PARTS CATALOG

Figure and Index Number	Part Number	Code	NOMENCLATURE	No. Req.	SERIAL NUMBERS AFFECTED
62-28	424 141	G	* * PIN - (MS20392-1C9)	2	
	80122-06	G	* * BUSHING	2	
	407 561	G	* * WASHER - (AN960-4)	2	
	424 051	G	* * PIN - Cotter (MS24665-132)	2	
-29	554 671	G	* * CLIP - (HS-99355-2R) left	2	
	554 670	G	* * CLIP - (HS-99355-2L) right	2	
-30	86102-11		* BUSHING	2	
-31	400 917	E	* BOLT - (AN24-27A)	2	31T-7400002 to 31T-7720069 incl
	400 930	K	* BOLT - (AN24-42A) left	1	
	400 917	K	* BOLT - (AN24-27A) right	1	
	407 565		* WASHER - (AN960-416)	AR	
	14843-108	K	* BUSHING - Left	1	
	477 709		* NUT - (26C-048)	2	
-32	44114-00		* WASHER	4	
-33	49982-31		* BUSHING	4	
-34	41215-00		PLATE - Seat attachment closure	2	
-35	41214-02		PLATE - Seat attachment	2	
-36	46696-00		PLATE - Trim	4	
-37	494 338		WEDJIT ASSEMBLY - (295307)	2	
-38	46695-02		SPACER - Seat attachment wedjit	6	
-39	46695-03		SPACER - Seat attachment wedjit	2	
-40	43986-00	E	LANYARD ASSEMBLY - Lock, seat back	1	
-41	29285-02	G	PLATE - Wedjit reinforcement	2	

When ordering, always specify Part Number, Description and Serial Number of Aircraft

PIPER PARTS CATALOG

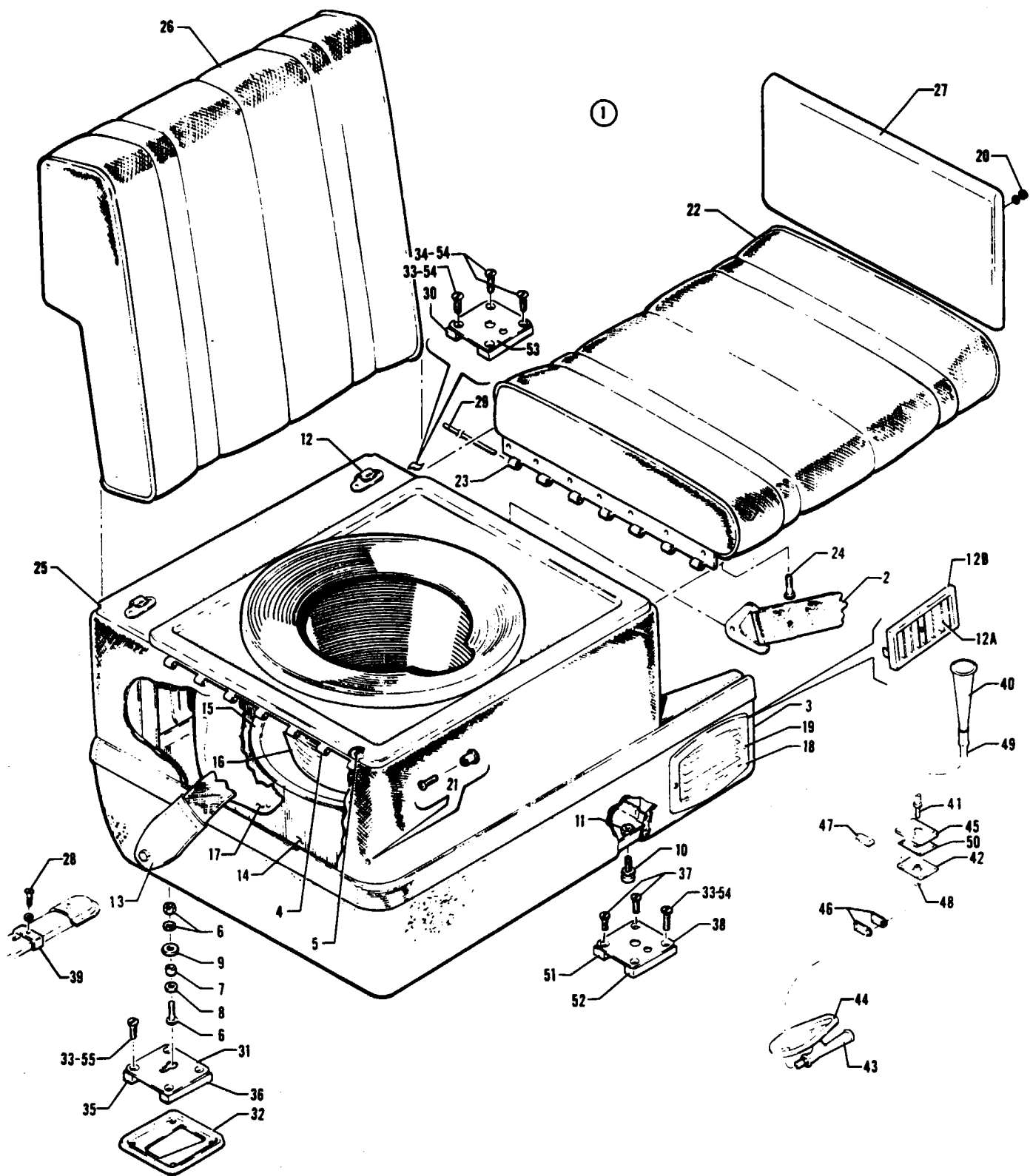


Figure 63 Toilet Seat Installation (Side Facing)

PIPER PARTS CATALOG

CODE EXPLANATIONS FOR FIGURE 63

- A - Serial number of aircraft must be supplied when ordering this part
- B - Used on PA-31T only
- C - Used on PA-31T with serial numbers 31T-7620011 and up, PA-31T1, and PA-31T2
- D - Used on PA-31T with serial numbers 31T-7820001 and up, PA-31T1, and PA-31T2
- E - Used on PA-31T with serial numbers 31T-7720001 and up, PA-31T1, and PA-31T2
- F - Used on PA-31T with serial numbers 31T-7820001 to 31T-7820092 inclusive, and on PA-31T1 with serial numbers 31T-7804001 to 31T-7804011 inclusive
- G - Used on PA-31T with serial numbers 31T-7920001 and up, PA-31T1 with serial numbers 31T-7904001 to 31T-8104101 inclusive, and PA-31T2
- H - Used on PA-31T with serial numbers 31T-7620011 and up, PA-31T1 with serial numbers 31T-7804001 to 31T-8104101 inclusive, and PA-31T2
- J - Used on PA-31T with serial numbers 31T-7820001 and up, PA-31T1 with serial numbers 31T-7804001 to 31T-8104101 inclusive, and PA-31T2 with serial numbers 31T-8166001 to 31T-8166076 inclusive
- K - Used on PA-31T1 with serial numbers 31T-8304001 to 31T-8304003 inclusive, 31T-1104004 and up
- L - Used on PA-31T, PA-31T1 with serial numbers 31T-7804001 to 31T-8104101 inclusive, and PA-31T2
- M - Used on PA-31T with serial numbers 31T-7720001 and up, PA-31T1 with serial numbers 31T-7804001 to 31T-8104101 inclusive, and PA-31T2
- N - Used on PA-31T1 with serial numbers 31T-8304001 to 31T-8304003 inclusive, 31T-1104004 to 31T-1104010 inclusive
- O - Used on PA-31T1 only
- P - Used on PA-31T, PA-31T1 with serial numbers 31T-7804001 to 31T-8304003 inclusive, 31T-1104004 to 31T-1104010 inclusive, and PA-31T2 with serial numbers 31T-8166001 to 31T-8166076 inclusive
- Q - Used on PA-31T2 only
- R - Used on PA-31T1 with serial numbers 31T-1104011 and up, and PA-31T2 with serial numbers 31T-1166001 and up

PIPER PARTS CATALOG

Figure and Index Number	Part Number	Code	NOMENCLATURE	No. Req.	SERIAL NUMBERS AFFECTED
63-	48580 49104 01875	B H K	DRAWING - Toilet Seat Installation DRAWING - Toilet Seat Installation DRAWING - Toilet Seat Installation		31T-7400002 to 31T-7620010 incl
-1	47479-19 47479-20 47479-24 47479-26 47479-27 47479-28	A,B A,B A,J A,N A,Q A,O	SEAT ASSEMBLY - Toilet, bottom (complete) SEAT ASSEMBLY - Toilet, bottom (complete) SEAT ASSEMBLY - Toilet, bottom (complete) SEAT ASSEMBLY - Toilet, bottom (complete) SEAT ASSEMBLY - Toilet, bottom (complete) SEAT ASSEMBLY - Toilet, bottom (complete)	1 1 1 1 1 1	31T-7400002 to 31T-7620010 incl 31T-7620011 to 31T-7720069 incl 31T-1166001 and up 31T-1104011 and up
-2	25801-02 02314-02 02314-03 02314-04 02314-05 02314-06 02314-07 02314-08 02314-09 02314-10 02314-29 02314-30	P R R R R R R R R R O O	* BELT ASSEMBLY - Safety, black * BELT ASSEMBLY - Safety, navy blue * BELT ASSEMBLY - Safety, dragon red * BELT ASSEMBLY - Safety, tan * BELT ASSEMBLY - Safety, WN1655 #65 tan * BELT ASSEMBLY - Safety, brown * BELT ASSEMBLY - Safety, charcoal grey * BELT ASSEMBLY - Safety, medium blue * BELT ASSEMBLY - Safety, cessna tan * BELT ASSEMBLY - Safety, burgundy * BELT ASSEMBLY - Safety, saddle * BELT ASSEMBLY - Safety, marigold	1 1 1 1 1 1 1 1 1 1 1 1	 31T-1104011 and up 31T-1104011 and up
-3	53250-00 53250-04 49359-02 49359-08 49359-09	A,B A,B A,F A,G A,K	* FRAME ASSEMBLY - Bottom, upholstered * FRAME ASSEMBLY - Bottom, upholstered * FRAME ASSEMBLY - Bottom, upholstered * FRAME ASSEMBLY - Bottom, upholstered * FRAME ASSEMBLY - Bottom, upholstered	1 1 1 1 1	31T-7400002 to 31T-7620010 incl 31T-7620011 to 31T-7720069 incl
-4	47448-00		* * HINGE - Seat (half)	1	
-5	414 763		* * SCREW - (MS24693-S50)	4	
-6	400 673 407 584 404 887		* * BOLT - (AN23-11) * * WASHER - (AN960-10L) * * NUT - (MS20365-1032C)	1 1 1	
-7	49982-06		* * BUSHING	1	
-8	80122-133		* * WASHER	1	
-9	80122-134		* * WASHER	1	
-10	487 712		* * STUD - (295460-3-4)	2	
-11	404 888		* * NUT - (MS20365-428C)	2	
-12	47426-00	B	* * CLIP - Retaining	2	31T-7400002 to 31T-7620010 incl
-12a	473 190	F	* * LOUVER - Heater box outlet (235-B)	1	
-12b	452 687	F	* * BEZEL - Heater box outlet (304-S)	1	
-13	53134-00 49102-02	A,B A,C	* SHROUD ASSEMBLY - Safety belt fitting * SHROUD ASSEMBLY - Safety belt fitting	1 1	31T-7400002 to 31T-7620010 incl
-14	48549-00 48547-02	A,B A,C	* PANEL - Toilet seat bottom * PANEL - Toilet seat bottom	1 1	31T-7400002 to 31T-7620010 incl
-15	42787-00		* LID - Pail, toilet	1	
-16	42789-00		* PAIL ASSEMBLY - Toilet	1	
-17	43274-00		* PACK ASSEMBLY - Disposable bags	1	
-18	42973-00	B	* LOUVER - Heater outlet box	1	31T-7400002 to 31T-7720069 incl
-19	415 249		* SCREW - (6-32 x 3/4" L, PH chrome finish)	2	
-20	415 522 407 041	L L	SCREW - (MS35206-232) WASHER - (MS35338-41)	4 4	
-21	415 537 415 537 407 041 477 891	L K K	SCREW - (MS35206-247) SCREW - (MS35206-247) WASHER - (MS35338-41) forward TEE NUT - (SS-58191-K2915)	3 6 3 3	

When ordering, always specify Part Number, Description and Serial Number of Aircraft

PIPER PARTS CATALOG

Figure and Index Number	Part Number	Code	NOMENCLATURE	No. Req.	SERIAL NUMBERS AFFECTED
63-22	53306-02	A,B	LID ASSEMBLY - Seat	1	31T-7400002 to 31T-7620010 incl
	49093-02	A,B	LID ASSEMBLY - Seat	1	31T-7620011 to 31T-7720069 incl
	49350-02	A,D	LID ASSEMBLY - Seat	1	
-23	48872-02		* HINGE - Toilet lid, half	1	
-24	415 754		* SCREW - (MS35206-245)	4	
-25	53354-00	A,B	SEAT ASSEMBLY - Toilet	1	31T-7400002 to 31T-7620057 incl
	53354-02	A,E	SEAT ASSEMBLY - Toilet	1	
-26	53307-00	A,B	BACK ASSEMBLY - Toilet seat	1	31T-7400002 to 31T-7620010 incl
	49094-02	A,B	BACK ASSEMBLY - Toilet seat	1	31T-7620011 to 31T-7720069 incl
	49339-02	A,D	BACK ASSEMBLY - Toilet seat	1	
-27	54296-02	A,B	PAD ASSEMBLY - Refreshment unit	1	31T-7400002 to 31T-7620010 incl
	49104-04	A,B	PAD ASSEMBLY - Refreshment unit	1	31T-7620011 to 31T-7720069 incl
	49296-02	A,L	PAD ASSEMBLY - Refreshment unit	1	
-28	415 533		SCREW - (MS35206-243)	2	
	407 042		LOCKWASHER - (MS35338-42)	2	
-29	86092-87		PIN - Hinge	1	
-30	46695-06	L	SPACER - Wedjit, seat attachment	2	
	46695-10	K	SPACER - Wedjit, seat attachment	2	
-31	41214-03		PLATE - Keyhole	1	
-32	46696-00		PLATE	3	
-33	410 044	L	SCREW - (MS24694-S57)	8	
-34	410 044	L	SCREW - (MS24694-S57)	2	
-35	46695-03		SPACER - Wedjit, seat attachment	1	
-36	46695-02		SPACER - Wedjit, seat attachment	1	
-37	410 045	L	SCREW - (MS24694-S58)	2	
	410 047	K	SCREW - (MS24694-S60)	2	
-38	494 338		WEDJIT - (295-307)	1	
-39	18842-00		STOP - Seat	2	
-40	565 598	E	HORN AND VALVE ASSEMBLY - (20248-1)	1	
-41	456 712	E	DISCONNECT - Quick, size "B" (64027), male	1	
-42	43288-00	E	DISCONNECT ASSEMBLY - Relief tube	1	
-43	43949-00	E	VENTURI ASSEMBLY - Relief tube	1	
-44	43643-00	E	PYLON ASSEMBLY - Relief tube venturi	1	
-45	43284-00	E	PLATE - Relief tube disconnect trim	1	
-46	43639-00	M	BRACKET - Relief tube support	1	
	43639-02	K	BRACKET - Relief tube support, Sta 224 50	1	
	43639-00	K	BRACKET - Relief tube support, Sta 234 00	1	
-47	43278-00	E	COVER ASSEMBLY - Relief tube disconnect	1	
-48	49998-35	M	HOSE - Lower (25" L)	1	
	49998-45	K	HOSE - Lower (33" L)	1	
-49	49998-03	E	HOSE - Upper (50" L)	1	
-50	43279-00	E	PLATE - Disconnect, relief tube	1	
-51	46695-03	L	SPACER - Seat attachment	1	
	46695-02	K	SPACER - Seat attachment	1	
-52	46695-02		SPACER - Seat attachment	1	
-53	494 338		WEDJIT - (295 307)	1	
-54	410 046	K	SCREW - (MS24694-S59)	6	
-55	410 032	K	SCREW - (MS24694-S58)	4	

When ordering, always specify Part Number, Description and Serial Number of Aircraft

PIPER PARTS CATALOG

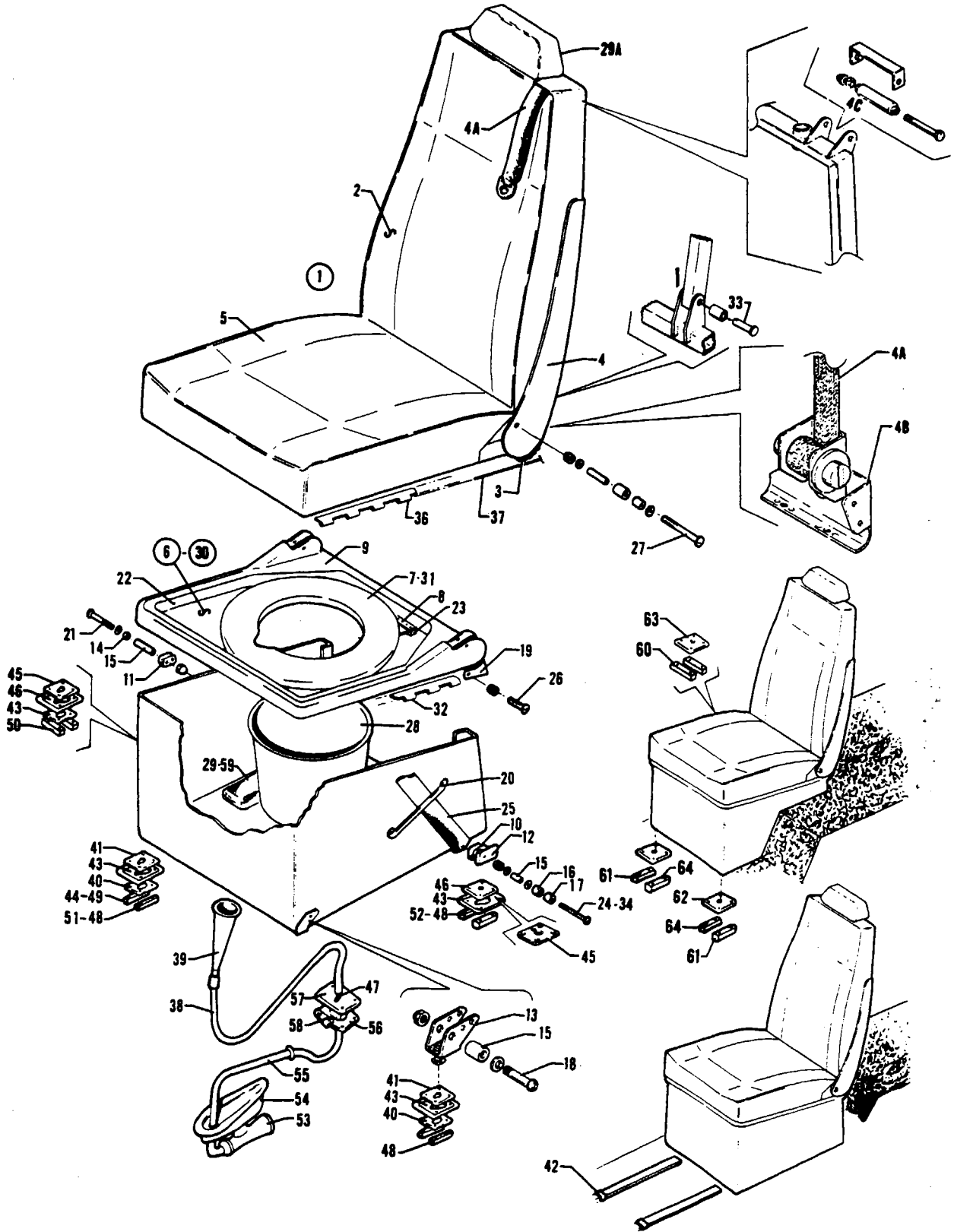


Figure 63A Toilet Seat Installation (Forward Facing)
(See Code "A")

REVISED MARCH 1984

2H19

PA-31T
PA-31T1
PA-31T2

PIPER PARTS CATALOG

CODE EXPLANATIONS FOR FIGURE 63A

- A - Used on PA-31T with serial numbers 31T-7820001 and up, PA-31T1 with serial numbers 31T-7804001 to 31T-8304003 inclusive, 31T-1104004 and up, and PA-31T2
- B - Serial number of aircraft must be supplied when ordering this part
- C - Used if seat assembly does not incorporate an integral shoulder harness
- D - Used if seat assembly incorporates an integral shoulder harness
- E - Used on PA-31T with serial numbers 31T-8020001 and up, PA-31T1 with serial numbers 31T-8004001 to 31T-8304003 inclusive, 31T-1104004 and up, and PA-31T2
- F - Used on PA-31T with serial numbers 31T-7820001 to 31T-7920094 inclusive, and PA-31T1 with serial numbers 31T-7804001 to 31T-7904057 inclusive
- G - Used on PA-31T with serial numbers 31T-7820001 to 31T-8020005 inclusive, and PA-31T1 with serial numbers 31T-7804001 to 31T-8004003 inclusive
- H - Used on PA-31T with serial numbers 31T-8020006 and up, PA-31T1 with serial numbers 31T-8004004 to 31T-8304003 inclusive, 31T-1104004 and up, and PA-31T2
- J - Used on PA-31T with serial numbers 31T-7820001 and up, PA-31T1 with serial numbers 31T-7804001 to 31T-8104071 inclusive and PA-31T2 with serial numbers 31T-8166001 to 31T-8166058 inclusive
- K - Used on PA-31T with serial numbers 31T-8020001 and up, PA-31T1 with serial numbers 31T-8004001 to 31T-8104071 inclusive, and PA-31T2 with serial numbers 31T-8166001 to 31T-8166058 inclusive
- L - Used on PA-31T1 with serial numbers 31T-8104072 to 31T-8304003 inclusive, 31T-1104004 and up, and PA-31T2 with serial numbers 31T-8166059 to 31T-8166076 inclusive, 31T-1166001 and up
- M - Used on PA-31T with serial numbers 31T-8020006 and up, PA-31T1 with serial numbers 31T-8004004 to 31T-8104071 inclusive, and PA-31T2 with serial numbers 31T-8166001 to 31T-8166058 inclusive
- N - Used on PA-31T, PA-31T1 with serial numbers 31T-7804001 to 31T-8104101 inclusive, and PA-31T2
- O - Used on PA-31T1 with serial numbers 31T-8304001 to 31T-8304003 inclusive, 31T-1104004 and up
- P - Used if floor mounted forward facing toilet seat is installed
- Q - Used if step mounted forward facing toilet seat is installed
- R - Used on PA-31T1 with serial numbers 31T-8104072 to 31T-8304003 inclusive, 31T-1104004 to 31T-1104010 inclusive, and PA-31T2 with serial numbers 31T-8166059 to 31T-8166076 inclusive
- S - Used on PA-31T1 only
- T - Used on PA-31T1 with serial numbers 31T-8304001 to 31T-8304003 inclusive, 31T-1104004 to 31T-1104010 inclusive
- U - Used on PA-31T with serial numbers 31T-8020001 and up, PA-31T1 with serial numbers 31T-8004001 to 31T-8304003 inclusive, 31T-1104004 to 31T-1104010 inclusive, and PA-31T2 with serial numbers 31T-8166001 to 31T-8166076 inclusive
- V - Used on PA-31T with serial numbers 31T-7820001 and up, PA-31T1 with serial numbers 31T-7804001 to 31T-8304003 inclusive, 31T-1104004 to 31T-1104010 inclusive, and PA-31T2 with serial numbers 31T-8166001 to 31T-8166076 inclusive
- W - Used on PA-31T1 with serial numbers 31T-1104011 and up, and PA-31T2 with serial numbers 31T-1166001 and up

PIPER PARTS CATALOG

Figure and Index Number	Part Number	Code	NOMENCLATURE	No. Req.	SERIAL NUMBERS AFFECTED
63A-	55628	N	DRAWING - Toilet Seat Installation		
	01941	O	DRAWING - Toilet Seat Installation (Floor Mounted)		
	02085	O	DRAWING - Toilet Seat Installation (Step Mounted)		
-1	55627-04	B,C,J	SEAT ASSEMBLY - Toilet (complete)	1	31T-1104011 and up
	55627-09	B,C,P,R	SEAT ASSEMBLY - Toilet (complete)	1	
	02377-03	B,C,P,W	SEAT ASSEMBLY - Toilet (complete)	1	
	02149-04	B,C,Q,T	SEAT ASSEMBLY - Toilet (complete)	1	
	02149-07	B,C,Q,S	SEAT ASSEMBLY - Toilet (complete)	1	
	55627-06	B,K	SEAT ASSEMBLY - Toilet (complete) with integral shoulder harness	1	
	55627-10	B,P,R	SEAT ASSEMBLY - Toilet (complete) with integral shoulder harness	1	
	02377-02	B,P,W	SEAT ASSEMBLY - Toilet (complete) with integral shoulder harness	1	
	02149-05	B,Q,T	SEAT ASSEMBLY - Toilet (complete) with integral shoulder harness	1	
	02149-09	B,Q,S	SEAT ASSEMBLY - Toilet (complete) with integral shoulder harness	1	
-2	49320-19	B,C,G	* BACK ASSEMBLY - Toilet seat	1	31T-1104011 and up
	49320-21	B,C,M	* BACK ASSEMBLY - Toilet seat	1	
	49320-23	B,C,L,P	* BACK ASSEMBLY - Toilet seat	1	
	81454-02	B,C,O,Q	* BACK ASSEMBLY - Toilet seat	1	
	29246-02	B,D,P,U	* BACK ASSEMBLY - Toilet seat	1	
	02373-05	B,D,P,W	* BACK ASSEMBLY - Toilet seat	1	
	29246-21	B,D,Q,T	* BACK ASSEMBLY - Toilet seat	1	
	02373-09	B,D,Q,S	* BACK ASSEMBLY - Toilet seat	1	
	34447-00	C,G	* * DETENT - Seat hinge	2	
-3	29259-02	C,H,P	* * DETENT - Seat hinge	2	31T-1104011 and up
	29259-02	D,E,P	* * DETENT - Seat hinge	2	
	49324-03	B,C,G	* * PANEL ASSEMBLY - Seat back trim	1	
-4	49324-11	B,C,M	* * PANEL ASSEMBLY - Seat back trim	1	31T-1104011 and up
	49324-15	B,C,L,P	* * PANEL ASSEMBLY - Seat back trim	1	
	49324-03	B,C,O,Q	* * PANEL ASSEMBLY - Seat back trim	1	
	29173-02	B,D,P,U	* * PANEL ASSEMBLY - Seat back trim	1	
	29173-05	B,D,P,W	* * PANEL ASSEMBLY - Seat back trim	1	
	29173-05	B,D,O,Q	* * PANEL ASSEMBLY - Seat back trim	1	
	55893-02	D,P,U	* * INERTIA REEL ASSEMBLY - (Includes shoulder harness and lap belts)	1	
	02363-02	D,P,W	* * INERTIA REEL ASSEMBLY - (Includes shoulder harness and lap belts) navy blue	1	
02363-03	D,P,W	* * INERTIA REEL ASSEMBLY - (Includes shoulder harness and lap belts) dragon red	1		
02363-04	D,P,W	* * INERTIA REEL ASSEMBLY - (Includes shoulder harness and lap belts) tan	1		
02363-05	D,P,W	* * INERTIA REEL ASSEMBLY - (Includes shoulder harness and lap belts) WN1655 #65 tan	1		
02363-06	D,P,W	* * INERTIA REEL ASSEMBLY - (Includes shoulder harness and lap belts) brown	1		
02363-07	D,P,W	* * INERTIA REEL ASSEMBLY - (Includes shoulder harness and lap belts) charcoal grey	1		
02363-08	D,P,W	* * INERTIA REEL ASSEMBLY - (Includes shoulder harness and lap belts) medium blue	1		
02363-09	D,P,W	* * INERTIA REEL ASSEMBLY - (Includes shoulder harness and lap belts) cessna tan	1		

When ordering, always specify Part Number, Description and Serial Number of Aircraft

PIPER PARTS CATALOG

Figure and Index Number	Part Number	Code	NOMENCLATURE	No. Req.	SERIAL NUMBERS AFFECTED
63A-4a	02363-10	D,P,W	* * INERTIA REEL ASSEMBLY - (Includes shoulder harness and lap belts) burgundy	1	
	55893-03	D,Q,T	* * INERTIA REEL ASSEMBLY - (Includes shoulder harness and lap belts)	1	
	02363-11	D,Q,S	* * INERTIA REEL ASSEMBLY - (Includes shoulder harness and lap belts) navy blue	1	31T-1104011 and up
	02363-12	D,Q,S	* * INERTIA REEL ASSEMBLY - (Includes shoulder harness and lap belts) dragon red	1	31T-1104011 and up
	02363-13	D,Q,S	* * INERTIA REEL ASSEMBLY - (Includes shoulder harness and lap belts) tan	1	31T-1104011 and up
	02363-14	D,Q,S	* * INERTIA REEL ASSEMBLY - (Includes shoulder harness and lap belts) WN1655 #65 tan	1	31T-1104011 and up
	02363-15	D,Q,S	* * INERTIA REEL ASSEMBLY - (Includes shoulder harness and lap belts) brown	1	31T-1104011 and up
	02363-16	D,Q,S	* * INERTIA REEL ASSEMBLY - (Includes shoulder harness and lap belts) charcoal grey	1	31T-1104011 and up
	02363-17	D,Q,S	* * INERTIA REEL ASSEMBLY - (Includes shoulder harness and lap belts) medium blue	1	31T-1104011 and up
	02363-18	D,Q,S	* * INERTIA REEL ASSEMBLY - (Includes shoulder harness and lap belts) cessna tan	1	31T-1104011 and up
	02363-19	D,Q,S	* * INERTIA REEL ASSEMBLY - (Includes shoulder harness and lap belts) burgundy	1	31T-1104011 and up
-4b	55846-04	D,E,P	* * BRACKET ASSEMBLY - Inertia reel mounting	1	
	55846-05	D,O,Q	* * BRACKET ASSEMBLY - Inertia reel mounting	1	
-4c	401 280	D,E	* * BOLT - (AN3-26A)	1	
	60998-16	D,E	* * BUSHING - Shoulder harness roller, inner	1	
	60998-15	D,E	* * BUSHING - Shoulder hanress roller, outer	1	
	407 564	D,E	* * WASHER - (AN960-10)	1	
	404 887	D,E	* * NUT - (MS20365-1032C)	1	
-5	49357-02	B,P	* CUSHION ASSEMBLY - Seat bottom	1	
	81338-09	B,O,Q	* CUSHION ASSEMBLY - Seat bottom	1	
-6	55607-06	B,C,G	* SEAT ASSEMBLY - Toilet, bottom (complete)	1	
	55607-07	B,C,H,P	* SEAT ASSEMBLY - Toilet, bottom (complete)	1	
	55607-07	B,D,E,P	* SEAT ASSEMBLY - Toilet, bottom (complete)	1	
-7	55603-02	P	* * SEAT - Toilet	1	
-8	55589-03	P	* * * HINGE HALF - Toilet	1	
-9	55606-04	P	* * COVER - Seat bottom plate	1	
-10	46711-00	P	* * BRACKET - Seat attachment, aft	1	
-11	42570-00	P	* * BRACKET - Seat attachment, aft	1	
-12	46704-00	P	* * COVER - Seat attachment, trim	1	
-13	42558-00	P	* * BRACKET ASSEMBLY - Seat attachment, forward	2	
-14	41413-26	P	* * BUSHING	1	
-15	42571-02	P	* * BUSHING	4	
-16	14843-108	P	* * BUSHING	1	
-17	14843-109	P	* * BUSHING	1	
-18	400 921	P	* * BOLT - (AN24-31A)	2	
	407 588	P	* * WASHER - (AN960-416L)	2	
	404 888	P	* * NUT - (MS20364-428C)	2	
-19	49092-07	B,P	* * COVER ASSEMBLY - Rear trim	1	
-20	49092-08	B,P	* * LOOP ASSEMBLY - Safety belt	2	
-21	400 926	P	* * BOLT - (AN24-36A)	1	
	407 565	P	* * WASHER - (AN960-416)	2	
	477 709	P	* * NUT - (26C-048) Chrome	1	
-22	494 021	P	* * WASHER - Finish 4 (nickle finish)	12	
	419 932	P	* * SCREW - (4 x 1/2" L)	12	
-23	55590-02	P	* * SPACER - Hinge	1	

When ordering, always specify Part Number, Description and Serial Number of Aircraft

PIPER PARTS CATALOG

Figure and Index Number	Part Number	Code	NOMENCLATURE	No. Req.	SERIAL NUMBERS AFFECTED
63A-24	400 932	P	* * BOLT - (AN24-46A)	1	
	407 565	P	* * WASHER - (AN960-416)	3	
	477 709	P	* * NUT - (26C-048) Chrome	1	
-25	25801-02	C.V	* BELT ASSEMBLY - Safety, black	1	
	02314-02	C.W	* BELT ASSEMBLY - Safety, navy blue	1	
	02314-03	C.W	* BELT ASSEMBLY - Safety, dragon red	1	
	02314-04	C.W	* BELT ASSEMBLY - Safety, tan	1	
	02314-05	C.W	* BELT ASSEMBLY - Safety, WN1655 #65 tan	1	
	02314-06	C.W	* BELT ASSEMBLY - Safety, brown	1	
	02314-07	C.W	* BELT ASSEMBLY - Safety, charcoal grey	1	
	02314-08	C.W	* BELT ASSEMBLY - Safety, medium blue	1	
	02314-09	C.W	* BELT ASSEMBLY - Safety, cessna tan	1	
	02314-10	C.W	* BELT ASSEMBLY - Safety, burgundy	1	
-26	400 917	P	* BOLT - (AN24-27A)	2	
	477 709	P	* NUT - (26C-048) Chrome	2	
-27	400 920	P	* BOLT - (AN24-30A)	2	
	44114-00	P	* WASHER	2	
	41413-26	P	* BUSHING	2	
	49982-31	P	* BUSHING	4	
	14175-111	P	* BUSHING	2	
	407 565	P	* WASHER - (AN960-416)	2	
	477 709	P	* NUT - (26C-048) Chrome	2	
	55599-02	P	* PAIL - Toilet	1	
-28	42789-00	O.Q	* PAIL ASSEMBLY - Toilet	1	
	43274-00	P	* PACK ASSEMBLY - Disposable bags	1	
-29a	01636-03	B,L	* HEADREST ASSEMBLY	1	
-30	55392-05	O.Q	* SEAT ASSEMBLY - Toilet	1	
-31	484 776	O.Q	* * SEAT RING - Toilet (1012)	1	
-32	02118-02	O.Q	* * HINGE HALF - Toilet seat	1	
-33	424 184	O.Q	* PIN - Seat back assembly attachment (MS20392-2C31)	4	
	41413-42	O.Q	* BUSHING	4	
-34	424 051	O.Q	* COTTER PIN - (MS24665-132)	4	
	400 902	O.Q	* BOLT - Seat belt attachment (AN24-12A)	2	
	44114-00	O.Q	* WASHER - Outer	2	
	41413-26	O.Q	* BUSHING	2	
	407 585	O.Q	* WASHER - (AN960-416L)	2	
	404 888	O.Q	* NUT - (MS20365-428C)	2	
	53134-00	O.Q	* SHROUD ASSEMBLY - Safety belt fitting	1	
	53299-04	O.Q	* HINGE HALF - Toilet seat	1	
-37	81761-47	O,Q	* HINGE PIN - Toilet seat	1	
-38	49998-03		HOSE - Horn to disconnect, upper (50" L)	1	
-39	565 598		HORN AND VALVE ASSEMBLY - Relief (20248-1)	1	
-40	41215-00	F	PLATE - Seat attachment, forward	2	
	01720-02	O,P	PLATE - Seat attachment, forward inboard	1	
-41	41215-00	O,P	PLATE - Seat attachment, forward outboard	1	
	41214-03	N	PLATE - Seat attachment, forward	2	
	01719-02	O,P	PLATE - Seat attachment, forward inboard	1	
	41214-03	O,P	PLATE - Seat attachment, forward outboard	1	
-42	18842-00	P	STOP - Seat (Sta 208 90)	2	
-43	46696-00	N	PLATE - Wedjit trim	4	
	01721-02	O,P	PLATE - Wedjit trim, forward inboard	1	
	46696-00	O,P	PLATE - Wedjit trim, forward outboard and aft	3	
-44	46695-02	N	SPACER - Seat attachment	AR	
-45	29285-02	E	PLATE - Wedjit reinforcement	2	
-46	494 338		WEDJIT ASSEMBLY - (295307)	2	

When ordering, always specify Part Number, Description and Serial Number of Aircraft

PIPER PARTS CATALOG

Figure and Index Number	Part Number	Code	NOMENCLATURE	No. Req.	SERIAL NUMBERS AFFECTED
63A-47	456 712		DISCONNECT - Quick, size "B" (64027) male	1	
-48	46695-02	O,P	SPACER - Seat attachment	5	
-49	46695-03	O,P	SPACER - Seat attachment	1	
-50	46695-10	O,P	SPACER - Seat attachment	2	
-51	46695-03	N	SPACER - Seat attachment	AR	
-52	46695-06	N	SPACER - Seat attachment	AR	
-53	43949-00		VENTURI ASSEMBLY - Relief tube	1	
-54	43643-00		PYLON ASSEMBLY - Relief tube venturi	1	
-55	49998-35	N	HOSE - Disconnect to venturi, lower (25" L)	1	
	49998-45	O,P	HOSE - Disconnect to venturi, lower (33" L)	1	
	49998-35	O,Q	HOSE - Disconnect to venturi, lower (25" L)	1	
-56	43288-00		DISCONNECT ASSEMBLY - Relief tube	1	
-57	43284-00		PLATE - Relief tube disconnect	1	
-58	43278-00		COVER ASSEMBLY - Relief tube disconnect	1	
-59	43274-00	O,Q	PACK ASSEMBLY - Disposable bags	1	
-60	46695-07	O,Q	SPACER - Seat attachment, aft	4	
-61	46695-03	O,Q	SPACER - Seat attachment, forward, outboard left	1	
	46695-08	O,Q	SPACER - Seat attachment, forward, outboard right	1	
-62	32884-03	O,Q	PLATE ASSEMBLY - Seat mounting, forward	2	
-63	29487-02	O,Q	PLATE ASSEMBLY - Seat mounting, aft	2	
-64	46695-07	O,Q	SPACER - Seat attachment, forward, inboard left	1	
	46695-05	O,Q	SPACER - Seat attachment, forward, inboard right	1	

When ordering, always specify Part Number, Description and Serial Number of Aircraft

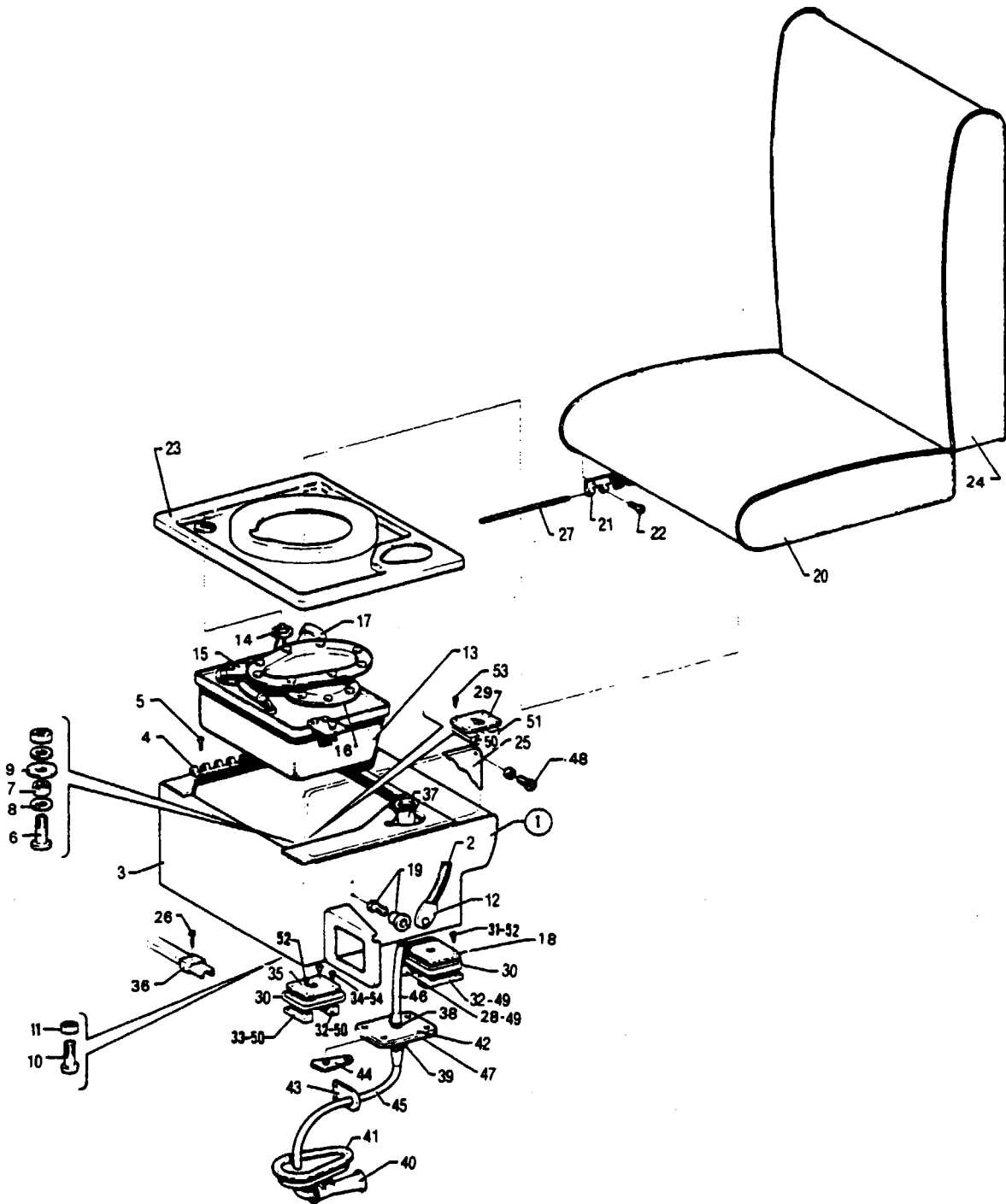


Figure 63B Toilet Seat Installation
(Side Facing Flush Toilet)

PIPER PARTS CATALOG

CODE EXPLANATIONS FOR FIGURE 63B

- A - Serial number of aircraft must be supplied when ordering this part
- B - Used on PA-31T1 with serial numbers 31T-7804001 to 31T-8104101 inclusive and PA-31T2
- C - Used on PA-31T1 with serial numbers 31T-8304001 to 31T-8304003 inclusive, 31T-1104004 and up
- D - Used on PA-31T1 with serial numbers 31T-8304001 to 31T-8304003 inclusive, 31T-1104004 to 31T-1104010 inclusive
- E - Used on PA-31T1 only
- F - Used on PA-31T1 with serial numbers 31T-7804001 to 31T-8304003 inclusive, 31T-1104004 to 31T-1104010 inclusive, and PA-31T2 with serial numbers 31T-8166001 to 31T-8166076 inclusive
- G - Used on PA-31T2 only
- H - Used on PA-31T1 with serial numbers 31T-7804001 to 31T-8104101 inclusive, and PA-31T2 with serial numbers 31T-8166001 to 31T-8166076 inclusive
- J - Used on PA-31T1 with serial numbers 31T-1104011 and up, and PA-31T2 with serial numbers 31T-1166001 and up

PIPER PARTS CATALOG

Figure and Index Number	Part Number	Code	NOMENCLATURE	No Req.	SERIAL NUMBERS AFFECTED
63B-	81353	B	DRAWING - Toilet Seat Installation		
	01875	C	DRAWING - Toilet Seat Installation		
-1	81324-02	A,H	SEAT ASSEMBLY - Toilet, bottom (complete)	1	
	81324-04	A,D	SEAT ASSEMBLY - Toilet, bottom (complete)	1	
	81324-05	A,G	SEAT ASSEMBLY - Toilet, bottom (complete)	1	31T-1166001 and up
	81324-06	A,E	SEAT ASSEMBLY - Toilet, bottom (complete)	1	31T-1104011 and up
-2	25801-02	F	* BELT ASSEMBLY - Safety, black	1	
	02314-02	J	* BELT ASSEMBLY - Safety, navy blue	1	
	02314-03	J	* BELT ASSEMBLY - Safety, dragon red	1	
	02314-04	J	* BELT ASSEMBLY - Safety, tan	1	
	02314-05	J	* BELT ASSEMBLY - Safety, WN1655 #65 tan	1	
	02314-06	J	* BELT ASSEMBLY - Safety, brown	1	
	02314-07	J	* BELT ASSEMBLY - Safety, charcoal grey	1	
	02314-08	J	* BELT ASSEMBLY - Safety, medium blue	1	
	02314-09	J	* BELT ASSEMBLY - Safety, cessna tan	1	
	02314-10	J	* BELT ASSEMBLY - Safety, burgundy	1	
-3	81343-02	A,B	* FRAME ASSEMBLY - Bottom, upholstered	1	
	81343-10	A,C	* FRAME ASSEMBLY - Bottom, upholstered	1	
-4	47448-00		* * HINGE - Seat (half)	1	
-5	414 763		* * SCREW - (MS24693-S50)	4	
-6	400 673		* * BOLT - (AN23-11)	1	
	407 584		* * WASHER - (AN960-10L)	1	
	404 887		* * NUT - (MS20365-1032C)	1	
-7	49982-06		* * BUSHING	1	
-8	80122-133		* * WASHER	1	
-9	80122-134		* * WASHER	1	
-10	487 712		* * STUD - (295460-3-4)	2	
-11	404 888		* * NUT - (MS20365-428C)	2	
-12	49102-02	A	* SHROUD ASSEMBLY - Safety belt fitting	1	
-13	489 124		* TOILET ASSEMBLY - Flush (15500-001)	1	
-14	762 432		* * SWITCH ASSEMBLY - (15500-105)	1	
-15	761 752		* * MOTOR AND PUMP ASSEMBLY - (17000-102)	1	
-16	755 099		* * GASKET - Bowl (4684)	1	
-17	762 433		* * SEAL - Cap (177-121-034)	1	
-18	01113-04		PLATE - Seat attachment	1	
-19	415 537		SCREW - (MS35206-247)	3	
	477 891		TEE NUT - (SS-58191-K2915)	3	
-20	81349-02	A	LID ASSEMBLY - Seat	1	
-21	48872-02		* HINGE - Toilet lid (half)	1	
-22	415 754		* SCREW - (MS35206-245)	4	
-23	81345-02		SEAT ASSEMBLY - Toilet	1	
-24	49339-02	A	BACK ASSEMBLY - Toilet seat	1	
-25	49296-02	A,B	PAD ASSEMBLY - Refreshment unit	1	
-26	415 533		SCREW - (MS35206-243)	2	
	407 042		LOCKWASHER - (MS35338-42)	2	
-27	86092-87		PIN - Hinge	1	
-28	46695-07	B	SPACER - Seat attachment	1	
-29	41214-03		PLATE - Keyhole	1	
-30	46696-00		PLATE	2	
-31	410 044	B	SCREW - (MS24694-S57)	10	
-32	46695-03	B	SPACER - Seat attachment	2	
-33	46695-02	B	SPACER - Seat attachment	1	
-34	410 045	B	SCREW - (MS24694-S58)	2	
-35	01113-02		PLATE - Seat attachment	1	

When ordering, always specify Part Number, Description and Serial Number of Aircraft

PIPER PARTS CATALOG

Figure and Index Number	Part Number	Code	NOMENCLATURE	No. Req.	SERIAL NUMBERS AFFECTED
63B-36	18842-00		STOP - Seat	2	
-37	565 598		HORN AND VALVE ASSEMBLY - (20248-1)	1	
-38	456 712		DISCONNECT - Quick, size "B" (64027), male	1	
-39	43288-00		DISCONNECT - Relief tube	1	
-40	43949-00		VENTURI ASSEMBLY - Relief tube	1	
-41	43643-00		PYLON ASSEMBLY - Relief tube venturi	1	
-42	43284-00		PLATE - Relief tube disconnect trim	1	
-43	43639-00		BRACKET - Relief tube support	2	
-44	43278-00		COVER ASSEMBLY - Relief tube disconnect	1	
-45	49998-45		HOSE - Lower (33" L)	1	
-46	49998-03		HOSE - Upper (50" L)	1	
-47	43279-00		PLATE - Disconnect, relief tube	1	
-48	415 522	B	SCREW - (MS35206-232)	4	
	407 041	B	WASHER - (MS35338-41)	4	
-49	46695-10	C	SPACER - Seat attachment	2	
-50	46695-02	C	SPACER - Seat attachment	3	
-51	46695-03	C	SPACER - Seat attachment	1	
-52	410 046	C	SCREW - (MS24694-S59)	6	
-53	410 032	C	SCREW - (MS24694-S58)	4	
-54	410 047	C	SCREW - (MS24694-S60)	2	

When ordering, always specify Part Number, Description and Serial Number of Aircraft

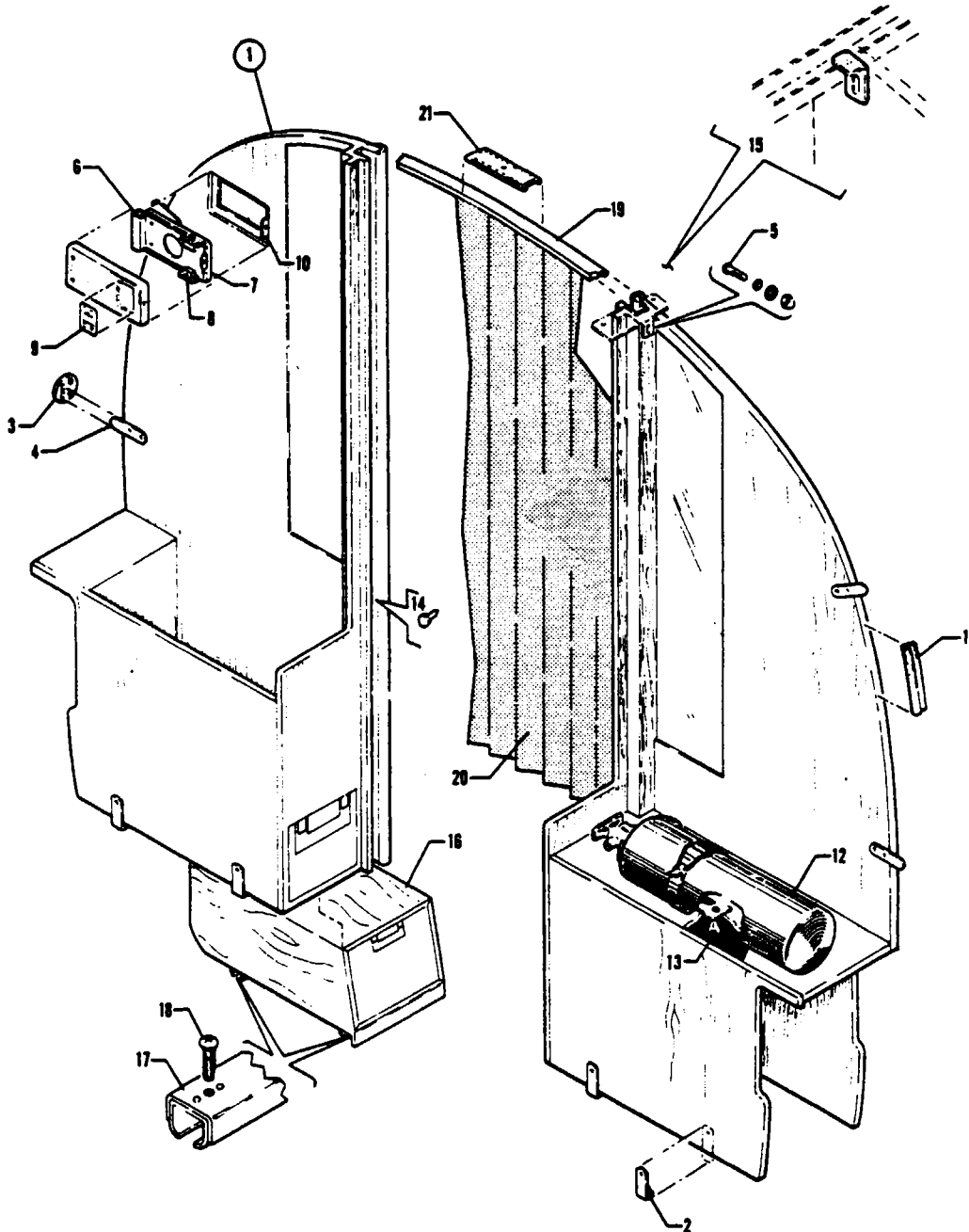


Figure 64. Forward Cabin Divider, Fire Extinguisher and Storage Cabinet Installation
(PA-31T - Serial Nos. 31T-7400002 to 31T-7620010 inclusive)

REVISED: MAY 1978

PIPER PARTS CATALOG

CODE EXPLANATIONS FOR FIGURE 64

A - Serial number of aircraft must be supplied when ordering this part.

PIPER PARTS CATALOG

Figure and Index Number	Part Number	Code	NOMENCLATURE	No. Req.	SERIAL NUMBERS AFFECTED
64-	48486 47687 46712		DRAWING - Forward Cabin Divider Panel Installation DRAWING - Storage Cabinet Installation DRAWING - Fire Extinguisher Installation		
-1	48158-00 48139-00		PANEL ASSEMBLY - Cabin divider, left forward PANEL ASSEMBLY - Cabin divider, right forward	1 1	
-2	47665-00		CLIP - Forward cabin divider attachment	4	
-3	47339-00		BRACKET - Divider panel retainer	4	
-4	47340-00		LUG - Divider, panel retaining	4	
-5	415 533 407 584 49979-07 477 712		SCREW - (MS35206-243) WASHER - (AN960-10L) BUSHING	2 2 2	
-6	48461-00		NUT - Anchor (21-40310-17)	2	
-7	472 789		LIGHT ASSEMBLY - No smoking/fasten seat belts LIGHT - Warning (10-0246-7)	1 1	
-8	487 846		SWITCH - (SS-36-1-C5)	2	
-9	47218-00		PLACARD - No smoking/fasten seat belts	1	
-10	47207-00		PLATE - Light assembly mounting	1	
-11	80044-05		WELT ASSEMBLY - Cabin divider panel	9'	
-12	459 848		EXTINGUISHER - Fire (42211-00)	1	
-13	477 705		NUT - Tee (SS-58191-K2215)	2	
-14	487 560		STUD - Curtain (XX10369-12)	4	
-15	48160-00 48160-01		CLIP - Cabin divider attachment, left CLIP - Cabin divider attachment, right	1 1	
-16	47684-00		CABINET ASSEMBLY - Storage	1	
-17	47681-00 47681-02		CHANNEL ASSEMBLY - Storage cabinet mounting, outboard CHANNEL ASSEMBLY - Storage cabinet mounting, inboard	1 1	
-18	411 536		SCREW- (MS35207-267)	8	
-19	48197-02		TRACK - Curtain	1	
-20	53191-03	A	CURTAIN ASSEMBLY- Folding	1	
-21	462 881 48473-02		* GLIDE - Curtain GIMP ASSEMBLY - Curtain track (40.0" L)	8 1	

When ordering, always specify Part Number, Description, and Serial Number of Aircraft

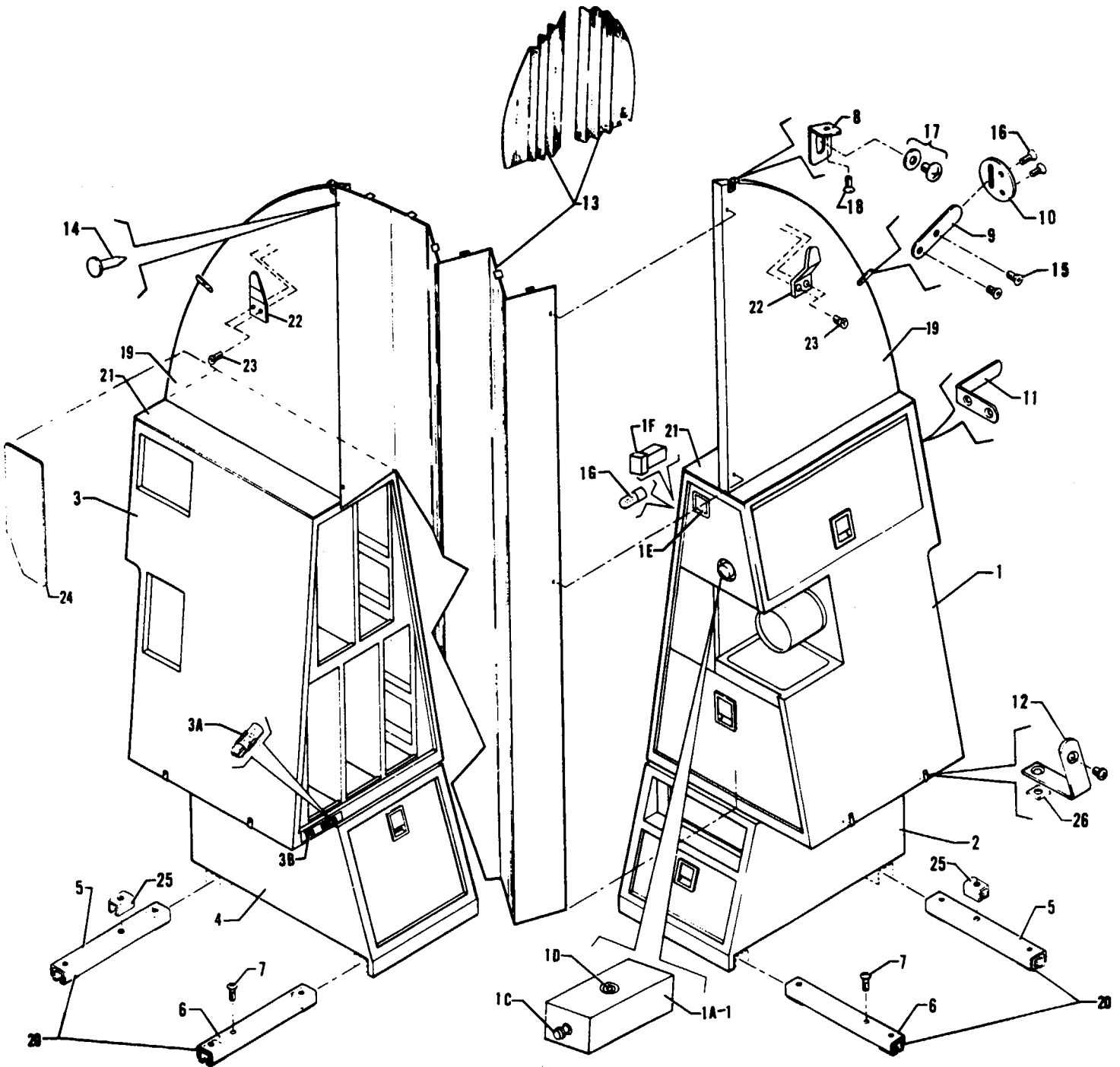


Figure 65 Forward Cabin Divider and Storage Cabinet Installation
(See Code "A")

PIPER PARTS CATALOG

CODE EXPLANATIONS FOR FIGURE 65

- A - Used on PA-31T with serial numbers 31T-7620011 and up, and PA-31T1 with serial numbers 31T-7804001 to 31T-8304003 inclusive, 31T-1104004 and up
- B - Used on PA-31T only
- C - Used on PA-31T with serial numbers 31T-7820001 and up, and PA-31T1
- D - Serial number of aircraft must be supplied when ordering this part
- E - Used on PA-31T with serial numbers 31T-7820047 and up, and PA-31T1 with serial numbers 31T-7804001 to 31T-8104101 inclusive
- F - Used on PA-31T with serial numbers 31T-7820001 to 31T-7820092 inclusive, and PA-31T1 with serial numbers 31T-7804001 to 7804011 inclusive
- G - Used on PA-31T with serial numbers 31T-7920001 and up, and PA-31T1 with serial numbers 31T-7904001 to 31T-8104101 inclusive
- H - Used on PA-31T with serial numbers 31T-7820001 to 31T-7920046 inclusive, and PA-31T1 with serial numbers 31T-7804001 to 31T-7904024 inclusive
- J - Used on PA-31T with serial numbers 31T-7920047 and up, and PA-31T1 with serial numbers 31T-7904025 to 31T-8104101 inclusive
- K - Used if divider panel is not installed
- L - Used on aircraft that comply with C A A (United Kingdom) requirements
- M - Used on Mapco Coffee Unit only
- N - Used on PA-31T1 with serial numbers 31T-8304001 to 31T-8304003 inclusive, 31T-1104004 and up
- O - Used on PA-31T with serial numbers 31T-7820001 and up, and PA-31T1 with serial numbers 31T-7804001 to 31T-8104101 inclusive
- P - Used on PA-31T with serial numbers 31T-7620011 and up, and PA-31T1 with serial numbers 31T-7804001 to 31T-8104101 inclusive
- R - Ascertain vendor and vendor model number stamped on placard attached to coffee unit and order accordingly
- S - Used on switch assembly which contains a lens measuring 75 square
- T - Used on switch assembly which contains a lens measuring 59 H x .84 L
- U - Used on Prepro model 80064-1 and 80064-10 coffee units only
- V - Used on Prepro model 81070-1 and 80181-1 coffee units only

PIPER PARTS CATALOG

Figure and Index Number	Part Number	Code	NOMENCLATURE	No. Req.	SERIAL NUMBERS AFFECTED
65-	49078 01818	P N	DRAWING - Forward Cabin Divider And Panel Installation DRAWING - Forward Cabinets Installation		
-1	49078-03	B	CABINET ASSEMBLY - Refreshment (complete with divider) left, forward	1	31T-7620011 to 31T-7720069 incl
	49078-17	O	CABINET ASSEMBLY - Refreshment and stereo, left, forward	1	
	653 235	N	CABINET ASSEMBLY - Refreshment, left, forward, oak (20088-1)	1	
	653 236	N	CABINET ASSEMBLY - Refreshment, left, forward, cherry (20088-3)	1	
-1a	753 090	P,R	* UNIT - Coffee (Mapco #764-20)	1	
	764 654	P,R	* UNIT - Coffee (Prepco #80064-1)(with side mounted two prong electrical receptacle)	1	
	764 655	P,R	* UNIT - Coffee (Prepco #80064-10) (with rear mounted two prong electrical receptacle)	1	
	753 098	P,R	* UNIT - Coffee (Prepco #80170-1)	1	
	753 096	N,R	* UNIT - Coffee (Prepco #80181-1)	1	
-1b	754 796	M	* * ELEMENT - Heating, coffee unit	1	
-1c	764 825		* * SPIGOT - Coffee unit (#275)	1	
-1d	764 828	M	* * STOPPER - Coffee unit	1	
	764 826	U	* * STOPPER ASSEMBLY - Coffee unit	1	
	764 827	V	* * STOPPER ASSEMBLY - Coffee unit	1	
-1e	762 355	S	* MODULE - Switch, coffee unit	1	
	755 297	S	* HOUSING - Coffee switch	1	
	761 225	S	* LENS - Coffee switch (75 square)	1	
	472 047	S	* BULB - Coffee switch (PS10008-335)	1	
	764 814	T	* SWITCH - Coffee unit (with lens)	1	
	761 297	T	* LENS - Coffee switch (59 H x 84 L)	1	
	472 028	T	* BULB - Coffee switch (PS10008-327)	2	
-1f	487 925	N	* SWITCH - Cabinet lighting (V3-1)	1	
-1g	472 057	N	* BULB - Cabinet lighting (PS10008-313)	2	
-2	49078-05	B	CABINET ASSEMBLY - Stereo, left, forward	1	31T-7620011 to 31T-7720069 incl
-3	49078-04	B	CABINET ASSEMBLY - Jepp storage case (complete with divider) right, forward	1	31T-7620011 to 31T-7720069 incl
	49078-10	O	CABINET ASSEMBLY - Jepp case and storage, right, forward	1	
	653 237	N	CABINET ASSEMBLY - Jepp case and storage, right, forward, oak (20089-1)	1	
	653 238	N	CABINET ASSEMBLY - Jepp case and storage, right, forward, cherry (20089-3)	1	
-3a	758 578		* BULB - Aisle light (24PSB5)	1	
-3b	764 814	N	* SWITCH - Aisle light (with lens)	1	
	761 297	N	* LENS - Aisle light switch	1	
	472 028	N	* BULB - Aisle light switch (PS10008-327)	2	
-4	49078-06	B	CABINET ASSEMBLY - Storage drawer, right, forward	1	31T-7620011 to 31T-7720069 incl
-5	47681-00	B	CHANNEL ASSEMBLY - Mounting, outboard	2	31T-7620011 to 31T-7720069 incl
-6	47681-02	B	CHANNEL ASSEMBLY - Mounting, inboard	2	31T-7620011 to 31T-7720069 incl
-7	416 798		SCREW - (MS24693-S277)	8	
-8	48160-00	B	CLIP - Cabin divider attachment, left	1	31T-7620011 to 31T-7720069 incl
	49269-02	O	CLIP - Cabin divider attachment, left	1	
	01818-10	N	ANGLE - Cabin divider attachment, left	1	
	48160-01	B	CLIP - Cabin divider attachment, right	1	31T-7620011 to 31T-7720069 incl
	49269-03	O	CLIP - Cabin divider attachment, right	1	
	01818-15	N	ANGLE - Cabin divider attachment, right	1	
-9	47340-00	P	LUG - Cabin divider retainer	3	
-10	47339-00	P	BRACKET - Cabin divider retainer	4	

When ordering, always specify Part Number, Description and Serial Number of Aircraft

PIPER PARTS CATALOG

Figure and Index Number	Part Number	Code	NOMENCLATURE	No. Req.	SERIAL NUMBERS AFFECTED
65-11	49097-02	P	ANGLE - Cabin divider retainer, left	1	
	49097-02	N	ANGLE - Cabin divider retainer	2	
-12	49120-02	B	CLIP - Cabin divider retainer, left	2	31T-7620011 to 31T-7720069 incl
	49120-03	C	CLIP - Cabin divider retainer, left	2	
	49121-02	B	CLIP - Cabin divider retainer, right	2	31T-7620011 to 31T-7720069 incl
	49121-03	F	CLIP - Cabin divider retainer, right	2	
	49121-04	G	CLIP - Cabin divider retainer, right	2	
	02233-02	N	CLIP - Cabin divider retainer, right	4	
-13	53191-06	B,D	CURTAIN ASSEMBLY - Folding (complete)	1	31T-7620011 to 31T-7720069 incl
	55421-05	D,O	CURTAIN ASSEMBLY - Folding (complete)	1	
	53688-06	C,D	CURTAIN ASSEMBLY - Folding, left	1	
	53688-07	C,D	CURTAIN ASSEMBLY - Folding, right	1	
-14	487 560		STUD - Curtain (XX10369-12)	4	
-15	415 266	P	SCREW - (8-32 x 3/8 L)	2	
-16	414 793	P	SCREW - (MS24693-S50)	4	
-17	415 533		SCREW - (MS35206-243)	2	
	407 584		WASHER - (AN960-10L)	2	
-18	414 508	P	SCREW - (MS24693-S28)	2	
	414 760	N	SCREW - (MS24693-S31)	2	
-19	49078-11	O	DIVIDER - Cabin, left, white	1	
	554 496	E	DIVIDER - Cabin, left, cherry	1	
	49078-12	O	DIVIDER - Cabin, right, white	1	
	554 495	E	DIVIDER - Cabin, right, cherry	1	
	456 860	N	DIVIDER - Cabin, oak wood, left and right	2	
	456 861	N	DIVIDER - Cabin, cherry wood, left and right	2	
	456 862	N	DIVIDER - Cabin, beige vinyl with oak trim, left and right	2	
	456 863	N	DIVIDER - Cabin, beige vinyl with cherry trim, left and right	2	
	456 858	N	DIVIDER - Cabin, plastic with oak trim, left and right	2	
	456 859	N	DIVIDER - Cabin, plastic with cherry trim, left and right	2	
-20	47681-03	H	CHANNEL ASSEMBLY - Mounting	4	
	47681-04	J	CHANNEL ASSEMBLY - Mounting	4	
	01816-02	N	CHANNEL ASSEMBLY - Mounting	4	
-21	29578-02	K,P	PANEL ASSEMBLY - Cabinet, left	1	
	29579-02	K,P	PANEL ASSEMBLY - Cabinet, right	1	
-22	81313-02	B,L	CLIP - Oxygen mask	2	
-23	419 704	B,L	SCREW - (8 x 1/2) Type "A" Oval hd nickel finish	4	
-24	82018-02	D	PANEL ASSEMBLY - Cabinet trim	1	
-25	43759-00	N	STOP	2	
-26	47306-04	N	SPACER - Cabinet attachment	4	

When ordering, always specify Part Number, Description and Serial Number of Aircraft

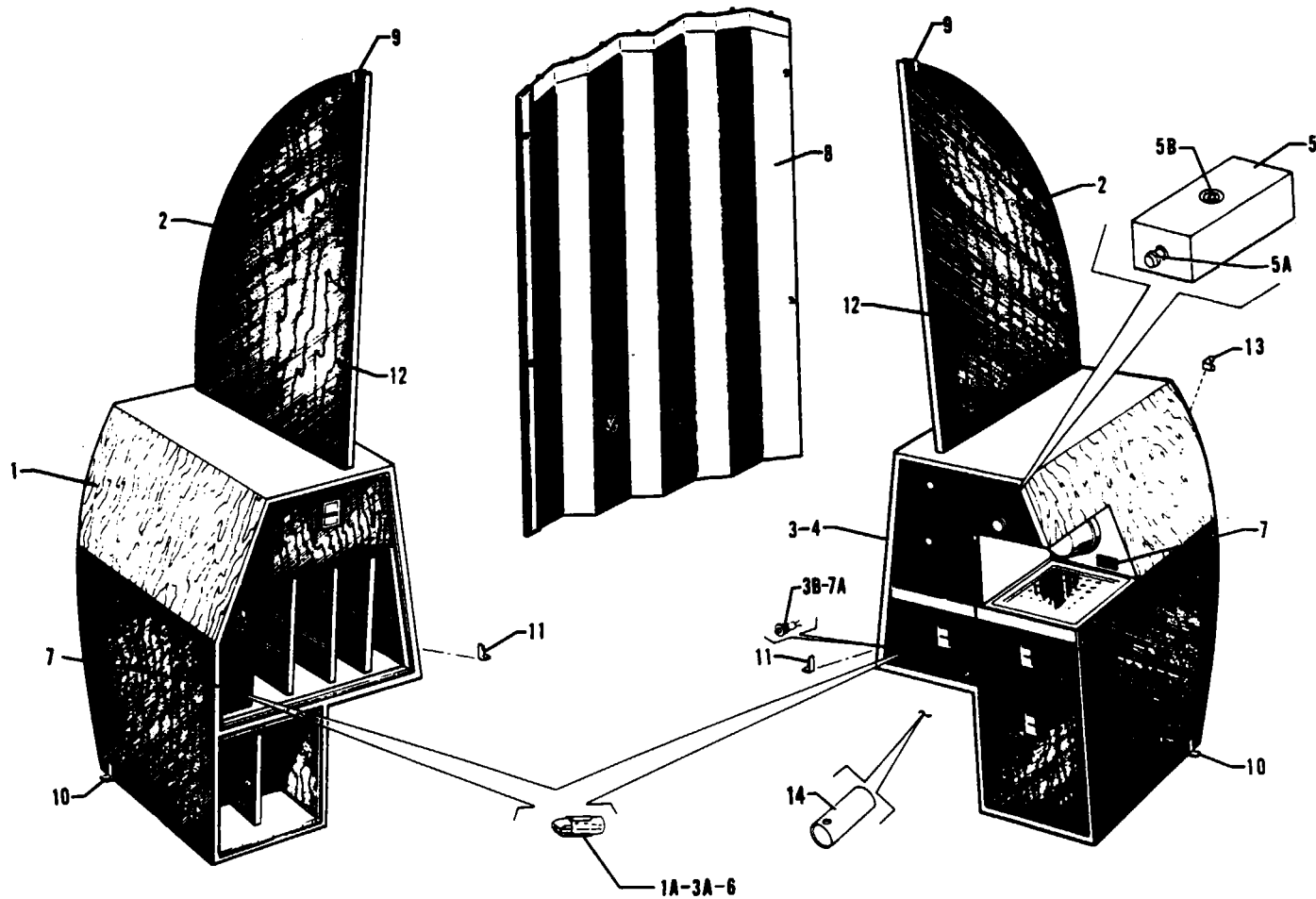


Figure 65A Forward Cabin Divider and Storage Cabinet Installation

PIPER PARTS CATALOG

CODE EXPLANATIONS FOR FIGURE 65A

- A - Used if radio telephone is installed
- B - Serial number of aircraft must be supplied when ordering this part
- C - Used if aircraft incorporates 10 place seating
- D - Used on PA-31T2 with serial numbers 31T-8166064 to 31T-8166076 inclusive, 31T-1166001 and up

PIPER PARTS CATALOG

Figure and Index Number	Part Number	Code	NOMENCLATURE	No. Req.	SERIAL NUMBERS AFFECTED
65A-	81826 02002	D	DRAWING - Forward Refreshment Cabinet Installation DRAWING - Forward Refreshment Cabinet Installation		31T-8166001 to 31T-8166063 incl
-1	653 134 653 321 653 135 653 322	D A A,D	CABINET ASSEMBLY - Jepp case and storage, right CABINET ASSEMBLY - Jepp case and storage, right CABINET ASSEMBLY - Jepp case and storage, right CABINET ASSEMBLY - Jepp case and storage, right	1 1 1 1	31T-8166001 to 31T-8166063 incl 31T-8166001 to 31T-8166063 incl
-1a	758 578		* BULB - Isle Light (24PSB5)	1	
-2	579 049 579 048 456 867		DIVIDER - Cabin, left and right, white DIVIDER - Cabin, left and right, cherry DIVIDER - Cabin, left and right	2 2 2	31T-8166001 to 31T-8166063 incl 31T-8166001 to 31T-8166063 incl
-3	653 133 653 323	D D	CABINET ASSEMBLY - Storage, left CABINET ASSEMBLY - Storage, left	1 1	31T-8166001 to 31T-8166063 incl
-3a	758 578		* BULB - Isle Light (24PSB5)	1	
-3b	587 788		* SWITCH - Isle light (J4004-W)	1	
-4	653 132 653 324	D D	CABINET ASSEMBLY - Refreshment and storage, left CABINET ASSEMBLY - Refreshment and storage, left	1 1	31T-8166001 to 31T-8166063 incl
-5	764 654 764 655	D D	* UNIT - Coffee (Prepco 80064-1) (side mounted two prong electrical receptacle) * UNIT - Coffee (Prepco 80064-10) (rear mounted two prong electrical receptacle)	1 1	31T-8166001 to 31T-8166063 incl
-5a	764 825		* * SPIGOT - Coffee unit (#275)	1	
-5b	764 826		* * STOPPER ASSEMBLY - Coffee unit	1	
-6	758 578		* BULB - Isle light (24PSB5)	1	
-7	764 814 761 297 472 028		* SWITCH - Coffee unit (with lens) * LENS - Coffee switch * BULB - Coffee switch (PS10008-327)	1 1 2	
-7a	587 788		* SWITCH - Aisle light (J4004-W)	1	
-8	55421-05	B	CURTAIN ASSEMBLY - Privacy	1	
-9	49269-03 49269-02 01818-10		CLIP - Cabin divider attachment, left CLIP - Cabin divider attachment, right CLIP - Cabin divider attachment	1 1 2	31T-8166001 to 31T-8166063 incl 31T-8166001 to 31T-8166063 incl
-10	80050-14	D	CLIP - Cabinet attachment, forward	1	
-11	80050-15		CLIP - Cabinet attachment, aft	1	
-12	487 560		STUD - Curtain (XX10369-12)	4	
-13	01158-02 01158-03	D D	ANGLE - Cabinet attachment, left, outboard ANGLE - Cabinet attachment, right, outboard	1 1	
-14	02263-02	C	BOOT ASSEMBLY - Cable cover	1	

When ordering, always specify Part Number, Description and Serial Number of Aircraft

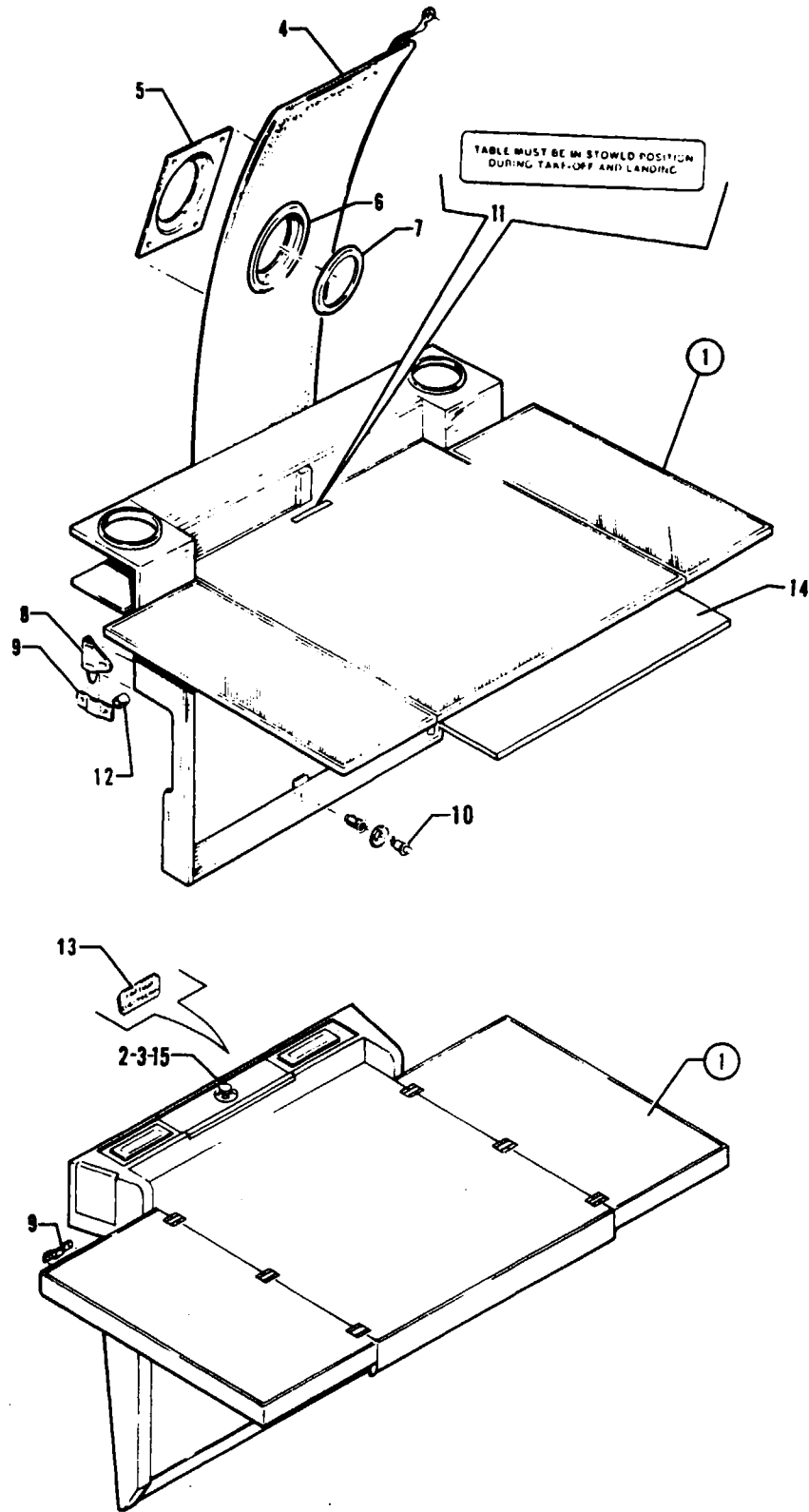


Figure 66 Folding Table Installation

REVISED MARCH 1984

PIPER PARTS CATALOG

CODE EXPLANATIONS FOR FIGURE 66

- A - Used on PA-31T only
- B - Used on PA-31T1 with serial numbers 31T-8304001 to 31T-8304003 inclusive, 31T-1104004 and up
- C - Used on PA-31T2 only
- D - When ordering, specify color white or beige
- E - Used on PA-31T with serial numbers 31T-7820083 to 31T-7920036 inclusive, and PA-31T1 with serial numbers 31T-7804007 to 31T-7904015 inclusive
- F - Used on PA-31T with serial numbers 31T-7920037 and up, and PA-31T1 with serial numbers 31T-7904016 to 31T-8104101 inclusive
- G - Used on PA-31T with serial numbers 31T-7820001 and up, and PA-31T1 with serial numbers 31T-7804001 to 31T-8104101 inclusive
- H - Used on PA-31T with serial numbers 31T-7820001 to 31T-7820082 inclusive, and PA-31T1 with serial numbers 31T-7804001 to 31T-7804006 inclusive
- J - Used on PA-31T with serial numbers 31T-7820001 and up, PA-31T1 with serial numbers 31T-7804001 to 31T-8104101 inclusive, and PA-31T2 with serial numbers 31T-8166001 to 31T-8166076 inclusive
- K - Used on PA-31T Also used on PA-31T1 with serial numbers 31T-7804001 to 31T-8104101 inclusive
- L - Used on PA-31T1 only

PIPER PARTS CATALOG

Figure and Index Number	Part Number	Code	NOMENCLATURE	No. Req.	SERIAL NUMBERS AFFECTED
66-	49581	A	DRAWING - Table Installation, Folding		31T-7400002 to 31T-7620010 incl 31T-7620011 to 31T-7720069 incl
	49079	A	DRAWING - Table Installation, Folding		
	49227	G	DRAWING - Table Installation, Folding		
	81416	C	DRAWING - Table Installation, Folding		
	01911	B	DRAWING - Table Installation, Folding		
-1	47434-00	A	TABLE ASSEMBLY - Folding	1	31T-7400002 to 31T-7620010 incl 31T-7620011 to 31T-7720069 incl
	49079-03	A	TABLE ASSEMBLY - Folding	1	
	49227-04	H	TABLE ASSEMBLY - Folding (with no map)	1	
	49227-05	H	TABLE ASSEMBLY - Folding (with U S map)	1	
	49227-14	E	TABLE ASSEMBLY - Folding (with no map)	1	
	49227-15	E	TABLE ASSEMBLY - Folding (with U S map)	1	
	488 090	F	TABLE ASSEMBLY - Folding, left (with no map)	1	
	488 092	F	TABLE ASSEMBLY - Folding, left (with U S map)	1	
	488 091	F	TABLE ASSEMBLY - Folding, right (with no map)	1	
	488 093	F	TABLE ASSEMBLY - Folding, right (with U S map)	1	
	488 119	C	TABLE ASSEMBLY - Folding (with U S map)	2	
	488 120	C	TABLE ASSEMBLY - Folding (with no map)	2	
	488 138	B	TABLE ASSEMBLY - Folding (with no map) (oak)	2	
	488 140	B	TABLE ASSEMBLY - Folding (with map) (oak)	2	
	488 139	B	TABLE ASSEMBLY - Folding (with no map) (cherry)	2	
	488 141	B	TABLE ASSEMBLY - Folding (with map) (cherry)	2	
-2	754 785	A	LIGHTER ASSEMBLY - 24-volt (less housing)	1	31T-7620011 to 31T-7720069 incl
	558 719	J	LIGHTER ASSEMBLY - 12-volt (less housing) (205635)	1	
-3	565 608	A	HOUSING - Lighter (207410)	1	31T-7620011 to 31T-7720069 incl
	487 098	J	HOUSING - Lighter (207660)	1	
-4	48411-02	A,D	PANEL ASSEMBLY - Window trim	1	31T-7400002 to 31T-7620010 incl
-5	47532-00	A	PLATE ASSEMBLY - Tablelight mounting	1	31T-7400002 to 31T-7620010 incl
-6	48567-00	A,D	TRIM - Tablelight	1	31T-7400002 to 31T-7620010 incl
-7	47509-00	A	RING - Tablelight	1	31T-7400002 to 31T-7620010 incl
8	47387-00	A	BRACKET - Folding table retainer, left	1	31T-7400002 to 31T-7720069 incl 31T-7400002 to 31T-7720069 incl
	47387-01	A	BRACKET - Folding table retainer, right	1	
	55996-02	G	BRACKET - Folding table retainer	2	
	81380-02	C	BRACKET - Folding table retainer	4	
	49636-02	B	BRACKET - Folding table retainer	4	
-9	47386-00		CLIP - Folding table retainer	2	31T-7400002 to 31T-7620010 incl
	47690-00	A	WASHER - Folding table trim	1	
-10	484 262	A	RECEPTACLE - (15R1-1AC)	1	31T-7400002 to 31T-7620010 incl 31T-7400002 to 31T-7620010 incl
	587 562	A	STUD ASSEMBLY - (15S1-1-1AC)	1	
	80279-02	K	PLACARD - Table storage	1	
-11	80942-02	C	PLACARD - Table storage	1	31T-7400002 to 31T-7620010 incl
	49999-34	A,L	BUSHING - Spacer	4	
-12	80247-02		PLACARD - Cigar lighter	1	
-13	02056-02	B	PANEL ASSEMBLY - Folding table	1	
-14	572 553	C	LIGHTER ASSEMBLY - 24-volt	1	31T-1166001 and up

When ordering, always specify Part Number, Description and Serial Number of Aircraft

PIPER PARTS CATALOG

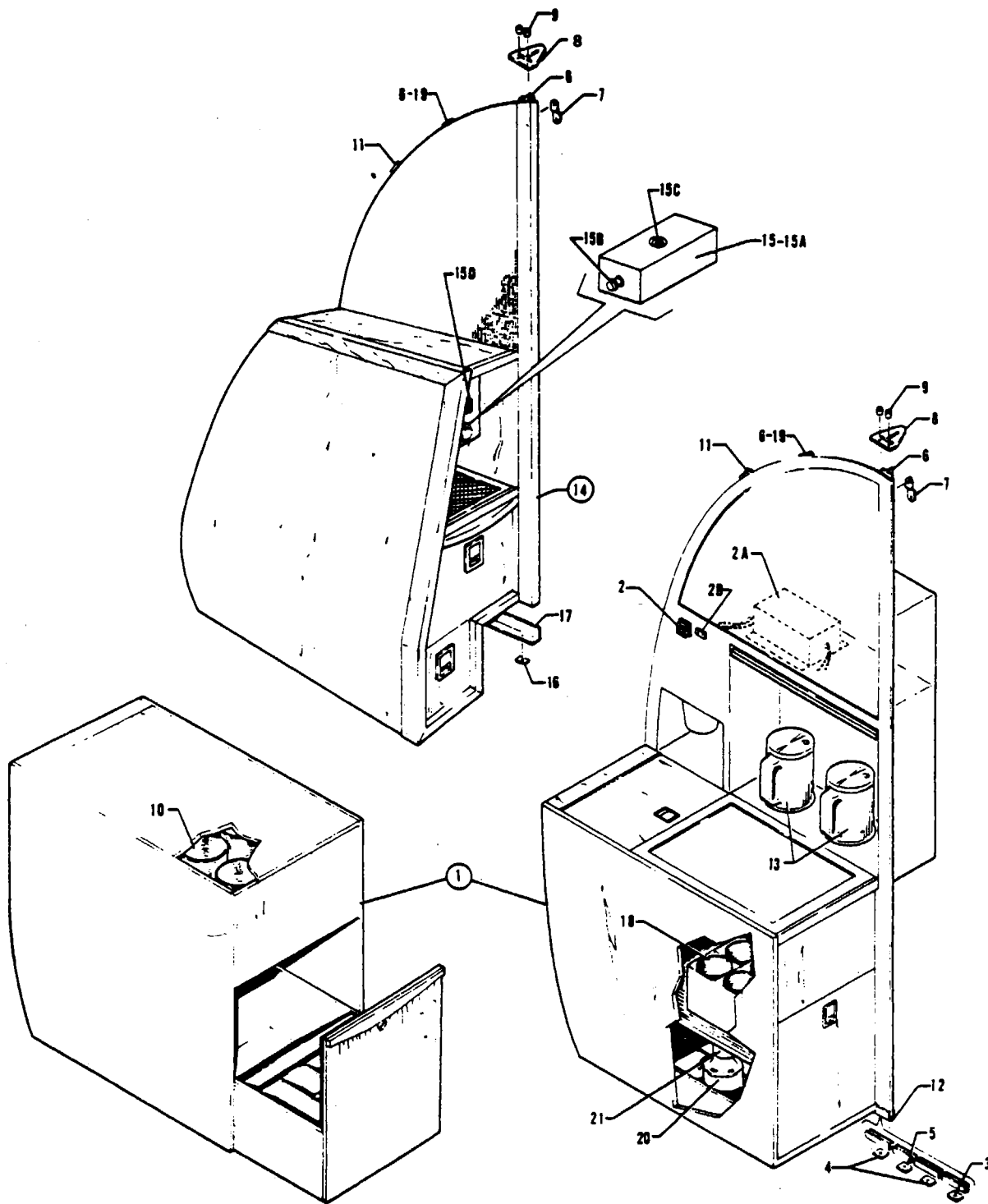


Figure 66A Refreshment Cabinet Installation
(See Code "A")

PIPER PARTS CATALOG

CODE EXPLANATIONS FOR FIGURE 66A

- A - Used on PA-31T with serial numbers 31T-7400002 and up, PA-31T1 with serial numbers 31T-7804001 to 31T-8104101 inclusive, and PA-31T2 with serial numbers 31T-8166001 to 31T-8166076 inclusive, 31T-1166001 and up
- B - Used if side facing toilet is not installed
- C - Used on PA-31T only
- D - Used on PA-31T with serial numbers 31T-7620011 and up, PA-31T1 with serial numbers 31T-7804001 to 31T-8104101 inclusive, and PA-31T2
- E - Used on PA-31T with serial numbers 31T-7820001 and up, PA-31T1 with serial numbers 31T-7804001 to 31T-8104101 inclusive, and PA-31T2
- F - Used on PA-31T with serial numbers 31T-7620011 to 31T-7920094 inclusive, and PA-31T1 with serial numbers 31T-7804001 to 31T-7904057 inclusive
- G - Used on PA-31T with serial numbers 31T-8020001 and up, PA-31T1 with serial numbers 31T-8004001 to 31T-8104101 inclusive, PA-31T2
- H - Used on Mapco Coffee Unit only
- J - Used on switch containing a lens which measures 75 square
- K - Used on switch containing a lens which measures 59 H x 84 L
- L - Used if side facing toilet is installed

PIPER PARTS CATALOG

Figure and Index Number	Part Number	Code	NOMENCLATURE	No Req.	SERIAL NUMBERS AFFECTED
66A-	48485 49080 49360	C.L D.L B.E	DRAWING - Cabinet Installation, Refreshment DRAWING - Cabinet Installation, Refreshment DRAWING - Cabinet Installation, Refreshment		31T-7400002 to 31T-7620010 incl
-1	47464-00 49080-03 49080-07	C C E	CABINET ASSEMBLY - Refreshment CABINET ASSEMBLY - Refreshment CABINET ASSEMBLY - Refreshment	1 1 1	31T-7400002 to 31T-7620010 incl 31T-7620011 to 31T-7720069 incl
-2	762 355 755 297 761 225 472 047 764 814 761 297 472 028	D,J D,J D,J D,J D,K D,K D,K	* SWITCH - Razor outlet (less lens) * HOUSING - Razor outlet switch * LENS - Razor outlet switch (75 square) * BULB - Razor outlet switch (PS10008-335) * SWITCH - Razor outlet (with lens) * LENS - Razor outlet switch (59 H x 84 L) * BULB - Razor outlet switch (PS10008-327)	1 1 1 1 1 1 2	
-2a	467 145	D	* INVERTER - Razor outlet (60-2526-1)	1	
-2b	762 510	D	* OUTLET - Razor	1	
-3	47306-04	D	SPACER - Divider panel support	1	
-4	47306-02	D	SPACER - Divider panel support (156 thick)	AR	
-5	47306-03	D	SPACER - Divider panel support (091 thick)	AR	
-6	47328-00 47328-00	F G	RETAINER - Divider panel support RETAINER - Divider panel support	3 2	
-7	47344-03	D	LUG - Divider panel support	1	
-8	47302-00	D	GUIDE - Divider panel support	4	
-9	80022-113	D	BUSHING	4	
-10	43272-00		GLASS SET - Beverage (6 - 10½ oz glasses) "Navajo" (462 880)	1	
-11	47328-02	D	RETAINER - Divider panel support	1	
-12	49118-02	D	CHANNEL ASSEMBLY - Divider panel support	1	
-13	553 228	D	PITCHER - Thermos (1 qt)	2	
-14	49360-03	B.E	CABINET ASSEMBLY - Refreshment	1	
-15	753 091 764 656	E E	* UNIT - Coffee (Mapco 306-146B) 28 V 120 W (three prong electrical receptacle) * UNIT - Coffee (Prepco 80037-2) 28 V 120 W (two prong electrical receptacle)	1 1	
-15a	754 797	E.H	* * ELEMENT - Heating, coffee unit	1	
-15b	764 825		* * SPIGOT - Coffee unit (#275)	1	
-15c	764 829	H	* * STOPPER - Coffee unit	1	
-15d	762 355 755 297 761 225 472 047 764 814 761 297 472 028	E,J E,J E,J E,J E,K E,K E,K	* SWITCH - Coffee unit (less lens) * HOUSING - Coffee switch * LENS - Coffee switch (75 square) * BULB - Coffee switch (PS10008-335) * SWITCH - Coffee unit (with lens) * LENS - Coffee switch (59 H x 84 L) * BULB - Coffee switch (PS10008-327)	1 1 1 1 1 1 2	
-16	47306-02	E	SPACER - Refreshment cabinet support	7	
-17	55412-03	E	ANGLE - Refreshment cabinet support	1	
-18	49849-02		GLASS SET - Beverage (6-9 oz glasses) "Cheyenne"	1	
-19	47328-03	G	RETAINER - Divider panel support	1	
-20	456 437		DECANTER - Beverage (C4W)	3	
-21	763 505		* PUMP - Decanter	1	

When ordering, always specify Part Number, Description and Serial Number of Aircraft

PIPER PARTS CATALOG

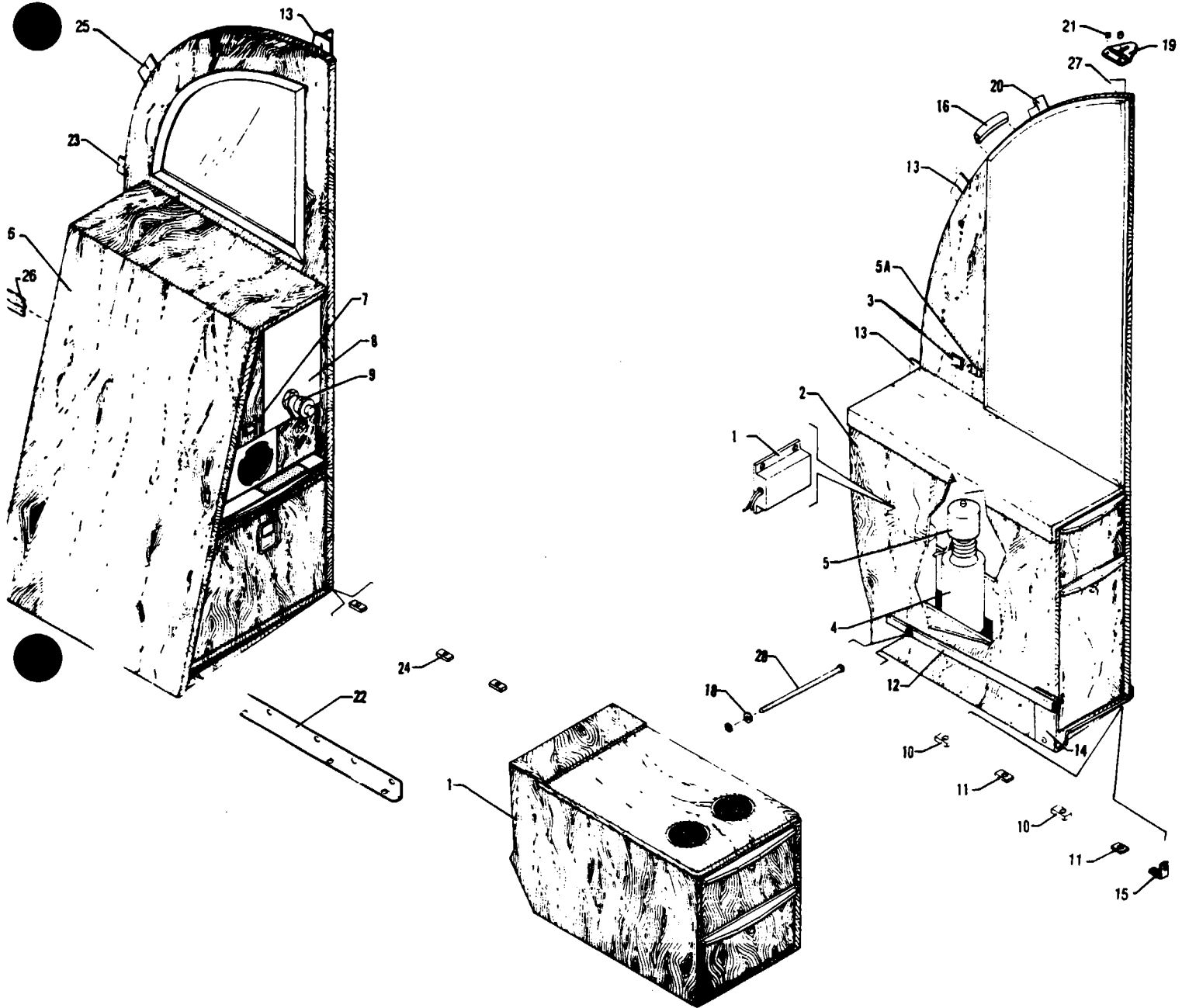


Figure 66B Rear Refreshment Cabinet Installation
(See Code "A")

PIPER PARTS CATALOG

CODE EXPLANATIONS FOR FIGURE 66B

- A - Used on PA-31T1 with serial numbers 31T-8304001 to 31T-8304003 inclusive, 31T-1104004 and up, and PA-31T2
- B - Used if side facing toilet is installed
- C - Used if refreshment cabinet is installed at Sta 249 38
- D - Used if refreshment cabinet is installed at Sta 257 57
- E - Used if side facing toilet is not installed
- F - Used on PA-31T1 only

PIPER PARTS CATALOG

Figure and Index Number	Part Number	Code	NOMENCLATURE	No. Req.	SERIAL NUMBERS AFFECTED
66B-	01792	E	DRAWING - Refreshment Cabinet and Panel Installation		
	01886	B	DRAWING - Refreshment Cabinet and Panel Installation		
-1	653 241	B.F	CABINET ASSEMBLY - Ice storage (oak)	1	
	653 242	B.F	CABINET ASSEMBLY - Ice storage (cherry)	1	
-2	653 243	B.F	CABINET ASSEMBLY - Refreshment (oak) (with divider panel)	1	
	653 244	B.F	CABINET ASSEMBLY - Refreshment (cherry) (with divider panel)	1	
-3	764 814		* SWITCH - Razor outlet (with lens)	1	
	761 297		* LENS - Razor switch	1	
	472 028		* BULB - Razor switch (PS10008-327)	2	
-4	754 661		* DECANTER - Beverage (312008)	3	
-5	763 505		* PUMP - Decanter (31000)	3	
-5a	762 510		* OUTLET - Razor	1	
-6	653 245	E.F	CABINET ASSEMBLY - Refreshment (oak) (with divider panel)	1	
	653 246	E	CABINET ASSEMBLY - Refreshment (cherry) (with divider panel)	1	
-7	764 814		* SWITCH - Coffee unit (with lens)	1	
	761 297		* LENS - Coffee switch	1	
	472 028		* BULB - Coffee switch (PS10008-327)	2	
-8	764 656		* UNIT - Coffee (Prepco 80037-2)	1	
-9	764 825		* * SPIGOT - Coffee unit (#275)	1	
-10	02159-02	B.C	BLOCK - Divider panel attachment	2	
-11	02159-03	B.C	BLOCK - Divider panel attachment	2	
-12	02228-02	B.C	SPACER - Cabinet attachment	1	
-13	47328-00	B.C	RETAINER - Divider panel support	2	
	02244-02	D.E	RETAINER - Divider panel support	1	
-14	02223-02	B.C	BRACKET - Cabinet reinforcement	1	
-15	02214-02	B.C	ANGLE - Divider panel attachment	1	
-16	80044-13	B.C	WELT ASSEMBLY - Divider panel	1	
-17	467 145		INVERTER - Razor outlet (60-2526-1)	1	
-18	02227-02	B.C	ROD - Cabinet attachment	1	
-19	47302-00	B.C	GUIDE - Divider panel support	4	
-20	47328-03	B.C	RETAINER - Divider panel support	1	
-21	80022-113	B.C	BUSHING	4	
-22	02237-02	D.E	BRACKET ASSEMBLY - Cabinet attachment	1	
-23	02239-02	D.E	BRACKET - Divider panel mounting	1	
-24	02159-04	D.E	BLOCK - Divider panel attachment	3	
-25	02100-03	D.E	RETAINER - Divider panel support	1	
-26	47328-00	D.E	RETAINER - Divider panel support	1	
-27	02216-02	B.C	BRACKET - Divider panel mounting	1	
-28	02181-02	B.C	WASHER	1	
	477 707	B.C	NUT - (26C-02)	1	

When ordering, always specify Part Number, Description and Serial Number of Aircraft

THIS PAGE INTENTIONALLY LEFT BLANK

PIPER PARTS CATALOG

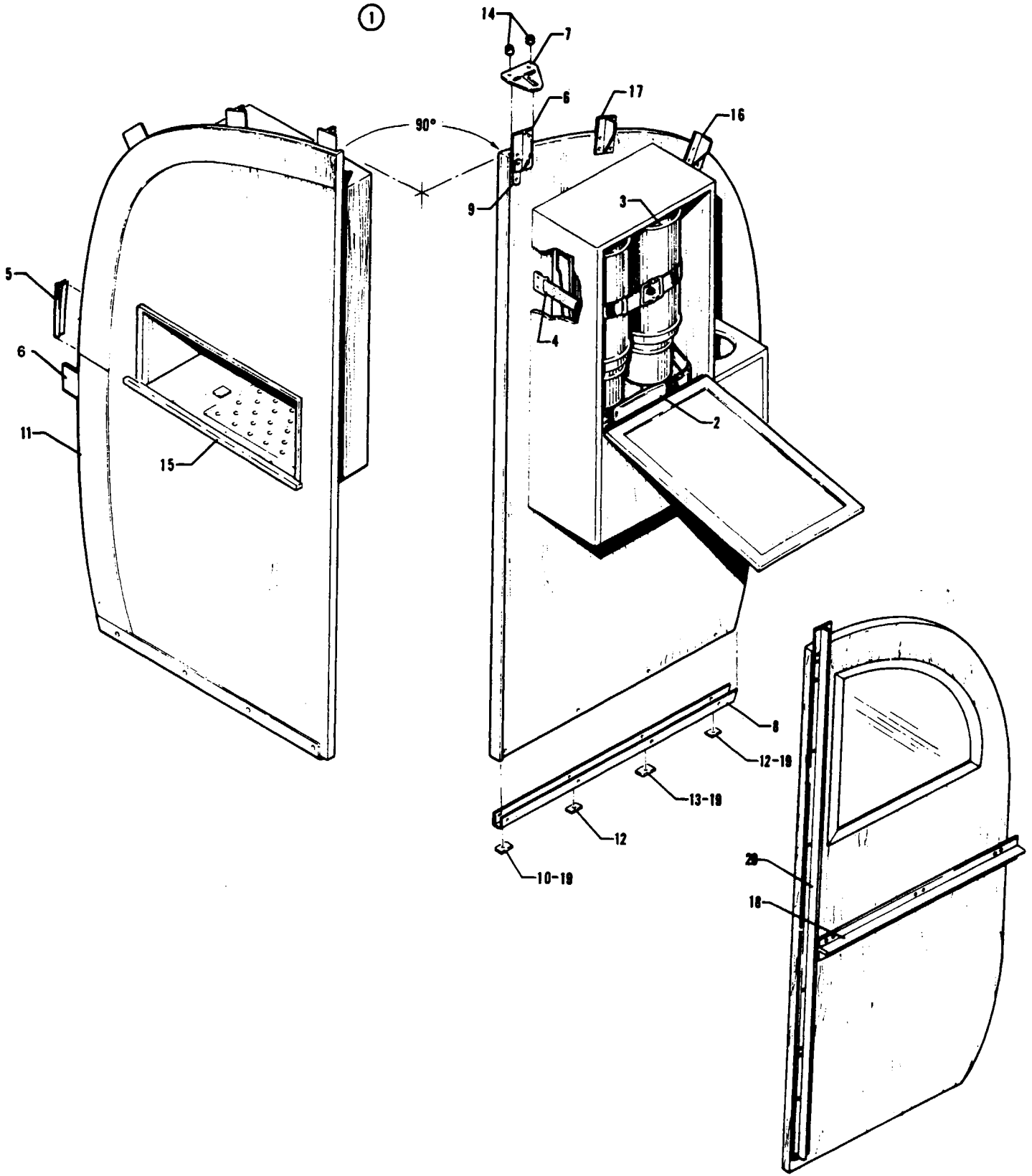


Figure 67 Rear Divider Panel and Beverage Dispenser Installation

PIPER PARTS CATALOG

CODE EXPLANATIONS FOR FIGURE 67

- A - Used if beverage dispenser is not installed
- B - Used if beverage dispenser is installed
- C - Used on PA-31T only
- D - Used on PA-31T with serial numbers 31T-7620011 and up, and PA-31T1
- E - Used on PA-31T with serial numbers 31T-7820001 and up, and PA-31T1
- F - Used on PA-31T with serial numbers 31T-7820029 and up, and PA-31T1
- G - Used on PA-31T with serial numbers 31T-7400002 to 31T-7920094 inclusive, and PA-31T1 with serial numbers 31T-7804001 to 31T-7904057 inclusive
- H - Used on PA-31T with serial numbers 31T-8020001 and up, and PA-31T1 with serial numbers 31T-8004001 to 31T-8304003 inclusive, 31T-1104004 and up
- J - Used on PA-31T1 with serial numbers 31T-8304001 to 31T-8304003 inclusive, 31T-1104004 and up
- K - Used if divider panel is installed at Sta 249 38
- L - Used if divider panel is installed at Sta 257 57

PIPER PARTS CATALOG

Figure and Index Number	Part Number	Code	NOMENCLATURE	No. Req.	SERIAL NUMBERS AFFECTED
67-	48480	C	DRAWING - Panel Installation		31T-7400002 to 31T-7620010 incl
	49080	D.K	DRAWING - Panel Installation		
	01792	J.L	DRAWING - Panel Installation		
-1	47299-00	A.C	PANEL ASSEMBLY - Rear divider (Sta 249 38)	1	31T-7400002 to 31T-7620010 incl
	48227-00	B.C	PANEL ASSEMBLY - Rear divider (Sta 249 38)	1	31T-7400002 to 31T-7400009 incl
	48691-00	B.C	PANEL ASSEMBLY - Rear divider (Sta 249 38)	1	31T-7520001 to 31T-7620010 incl
	49080-04	C	PANEL ASSEMBLY - Rear divider (Sta 249 38)	1	31T-7620011 to 31T-7720069 incl
	49080-08	E.K	PANEL ASSEMBLY - Rear divider, cherry (Sta 249 38)	1	
	456 866	J.K	PANEL ASSEMBLY - Rear divider, oak (Sta 249 38)	1	
	456 864	J.L	PANEL ASSEMBLY - Rear divider, oak (Sta 257 57)	1	
	456 865	J.L	PANEL ASSEMBLY - Rear divider, cherry (Sta 257 57)	1	
	-2	43701-02	C	DISPENSER ASSEMBLY - Beverage	1
-3	453 189	C	BOTTLE ASSEMBLY - Thermos (A5417)	2	31T-7400002 to 31T-7620010 incl
-4	43696-03	C	STRAP ASSEMBLY - Beverage bottle tie down, tip end	1	31T-7400002 to 31T-7620010 incl
	43697-03	C	STRAP ASSEMBLY - Beverage bottle tie down, buckle end	1	31T-7400002 to 31T-7620010 incl
-5	80044-05	C	WELT ASSEMBLY - Divider panel	3'	31T-7400002 to 31T-7620010 incl
	80044-12	D.K	WELT ASSEMBLY - Divider panel	3'	
-6	47328-00	K	RETAINER	2	
	47328-00	J.L	RETAINER	1	
-7	47302-00	K	GUIDE	4	
-8	46802-00	C	CHANNEL ASSEMBLY	1	31T-7400002 to 31T-7620010 incl
	49118-02	C	CHANNEL ASSEMBLY	1	31T-7620011 to 31T-7820028 incl
	49118-04	F.K	CHANNEL ASSEMBLY	1	
	01791-02	J.L	CHANNEL ASSEMBLY	1	
-9	47344-03	K	LUG	1	
-10	47306-04	K	SPACER - Divider panel support	1	
-11	48227-02	C	TRIM STRIP	1	31T-7400002 to 31T-7620010 incl
-12	47306-02	K	SPACER - Divider panel support	2	
-13	47306-03	K	SPACER - Divider panel support	1	
-14	49999-34	C	BUSHING	4	31T-7400002 to 31T-7620010 incl
	80022-113	D.K	BUSHING	4	
-15	48227-03	C	TRIM STRIP	1	31T-7400002 to 31T-7620010 incl
-16	47328-02	K	RETAINER	1	
	02100-03	J.L	RETAINER	1	
-17	47328-00	G	RETAINER	1	
	47328-03	H.K	RETAINER	1	
-18	02239-02	J.L	BRACKET - Divider panel mounting	1	
-19	47306-05	J.L	SPACER - Divider panel support	3	
-20	02244-02	J.L	BRACKET - Divider panel mounting	1	

When ordering, always specify Part Number, Description and Serial Number of Aircraft

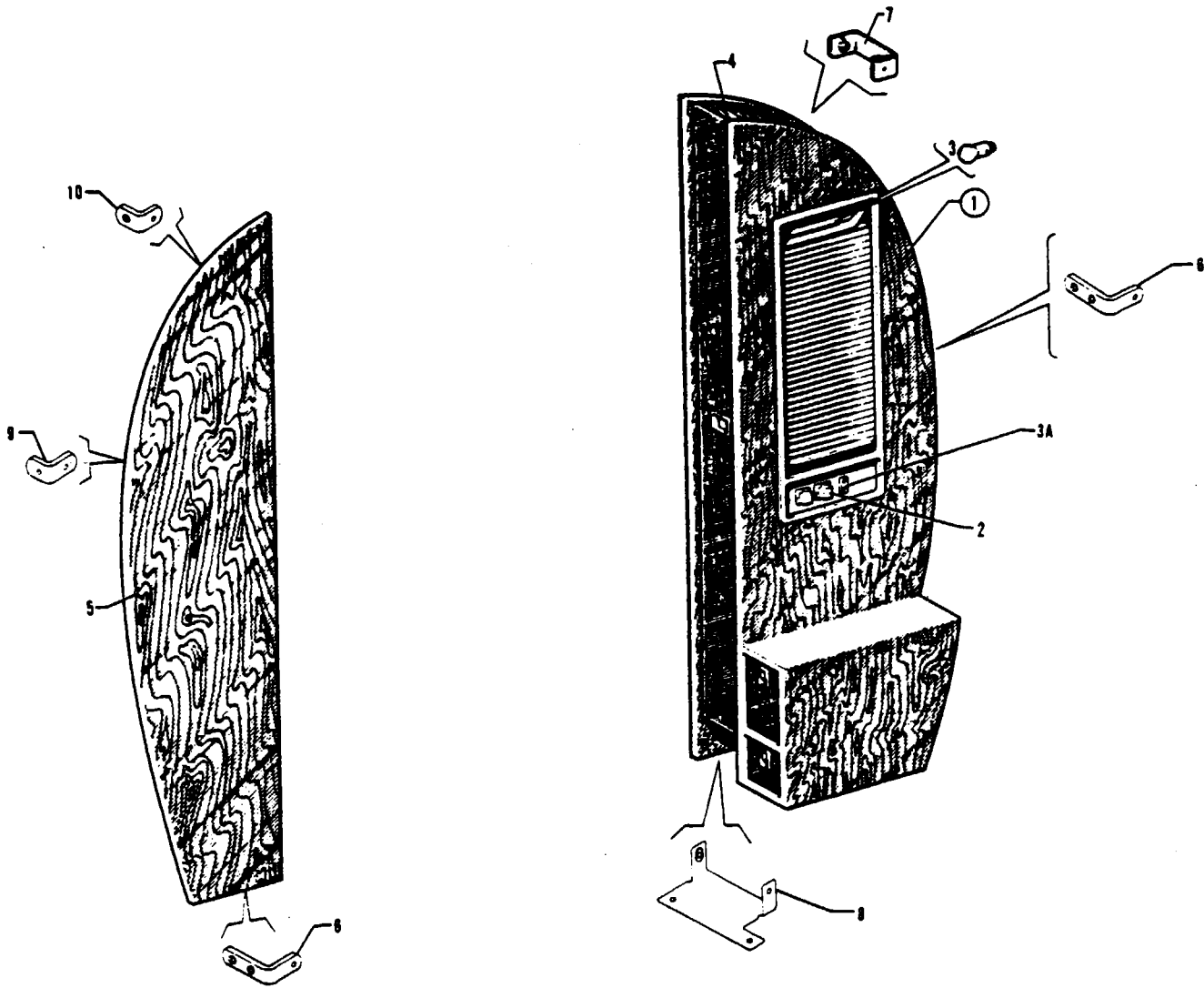


Figure 67A Rear Storage Divider Cabinet Installation

PIPER PARTS CATALOG

CODE EXPLANATIONS FOR FIGURE 67A

- A - Used on switch containing a lens which measures .75 square.
- B - Used on switch containing a lens which measures .59 H. x .84 L.

PIPER PARTS CATALOG

Figure and Index Number	Part Number	Code	NOMENCLATURE	No. Req.	SERIAL NUMBERS AFFECTED
67A-	81398		DRAWING - Aft Storage Divider Installation		
-1	456 837		CABINET ASSEMBLY - Aft vanity	1	
-2	762 355	A	* SWITCH - Light and razor outlet (less lens)	2	
	755 297	A	* HOUSING - Switch	2	
	472 047	A	* BULB - Switch (PS10008-335)	2	
	761 225	A	* LENS - Switch (.75 square)	2	
	764 814	B	* SWITCH - Light and razor outlet (with lens)	2	
	761 297	B	* LENS - Switch (.59 H. x .84 L.)	2	
	472 028	B	* BULB - Switch (PS10008-327)	4	
-3	753 478		* BULB - (313)	1	
-3a	762 510		* OUTLET - Razor	1	
-4	457 180		* DOOR ASSEMBLY - Folding	1	
-5	456 838		DIVIDER - Aft, right	1	
-6	49097-03		ANGLE - Divider panel retainer	2	
-7	81388-02		BRACKET ASSEMBLY - Cabinet attachment	1	
-8	81389-02		BRACKET ASSEMBLY - Cabinet attachment	1	
-9	01262-02		ANGLE - Divider panel retainer	1	
-10	01263-02		ANGLE - Divider panel retainer	1	

When ordering, always specify Part Number, Description and Serial Number of Aircraft

PIPER PARTS CATALOG

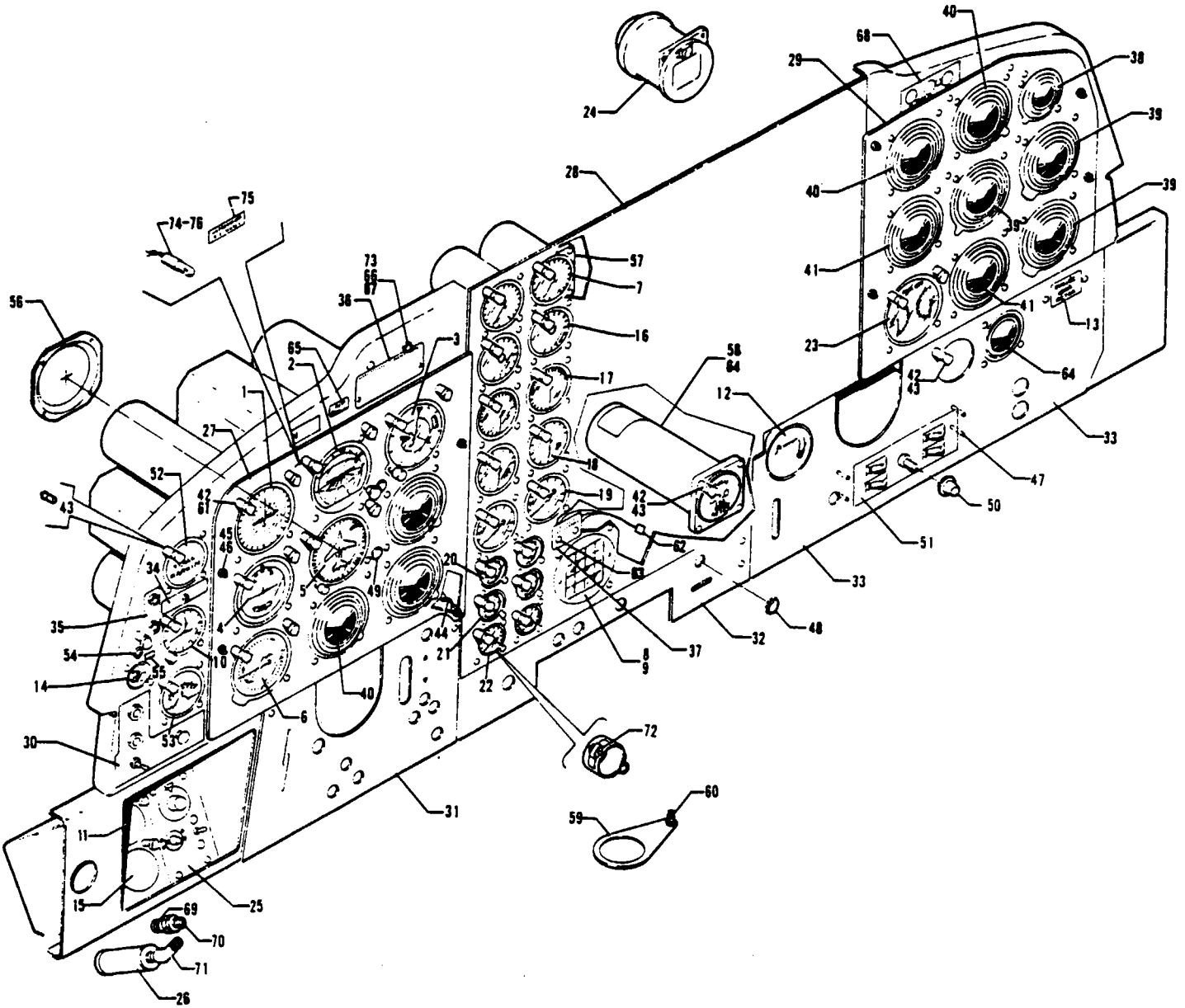


Figure 68 Instrument Panel Installation
(PA-31T - Serial Nos. 31T-7400002 to 31T-7720069 inclusive)

REVISED: FEBRUARY 1981

PIPER PARTS CATALOG

CODE EXPLANATIONS FOR FIGURE 68

- A - See Figure 136 if AltiMatic M-4D, F/D AutoPilot is installed, or Figure 137 if Sperry AutoPilot F/D (SPZ-200) is installed
- B - See Figure 145 if Encoding Altimeter is installed
- C - If special instruments and/or Avionics are installed, check part number stamped on back of panel and order that part number
- D - Not used if aircraft is equipped with a 2000 R P M limitation system
- E - Used if aircraft is equipped with a 2000 R P M limitation system
- F - Used if Fuel Totalizing System is not installed
- G - Also used on serial numbers 31T-7400002 to 31T-7520028 inclusive, if Fuel Totalizing System with indicator Part Number 467 144 (3265001-0101) is installed
- H - Also used on serial numbers 31T-7400002 to 31T-7620003 inclusive, and 31T-7620005, if Fuel Totalizing System with Indicator Part Number 548 088 (3265001-0301) is installed
- J - Used with Fuel Flow Gauge Part Number 548 050 (3571214-9001) only
- K - Used with Fuel Glow Gauge Part Number 54872-02 (3265011-0101) and 49389-02 (3265013-0601) only
- L - Used if Copilot Marker Beacon is installed with Collins CT-1-31T or CT/D-2-31T Avionics Groups
- M - Used on aircraft with serial numbers 31T-7400002 to 31T-7520029 inclusive, if Cabin Altitude Controller Relocation Kit 760 921 has been installed per Service Letter 743
- N - Used if Bendix Copilot Gyros are installed
- O - Used on PA-31T with serial numbers 31T-7400002 to 31T-7720069 inclusive if Unpressurized Air Source Light and Overpressure Switch Installation Kit 764 035 has been installed per Piper Service Letter No 840
- P - If Bendix Torque System Conversion Kit 764 932 has been installed, refer to Figure 68A and order part for serial numbers 31T-8020039 and up

PIPER PARTS CATALOG

Figure and Index Number	Part Number	Code	NOMENCLATURE	No. Req.	SERIAL NUMBERS AFFECTED
68-	50670		DRAWING - Instrument Panel Installation		
-1	548 022		INDICATOR - Airspeed (PS50099-3-2)	1	31T-7400002 to 31T-7620057 incl
	548 148		INDICATOR - Airspeed (PS50099-4-2)	1	31T-7720001 and up
-2	51186-00	A	INDICATOR - Attitude gyro	1	
-3	550 489	B	INDICATOR - Altimeter, sensitive (scale in inches of mercury) (PS50008-4-2)	1	
	548 331	B	INDICATOR - Altimeter, sensitive (scale in inches of mercury and millibars) (PS50008-11-2)	1	
-4	548 286		INDICATOR - Turn and bank (PS50128-13)	1	
-5	46911-00	A	INDICATOR - Directional gyro	1	
-6	548 170		INDICATOR - Rate of climb (PS50104-5-5)	1	
-7	51198-00	D,P	INDICATOR - Engine torque	2	31T-7400002 and up
	54861-02	E,P	INDICATOR - Engine torque	2	31T-7520037 and up
-8	51179-00		INDICATOR - Annunciator display (No 50030001-002)	1	31T-7400002 to 31T-7720010 incl
	51179-03		INDICATOR - Annunciator display (No 50030001-003)	1	31T-7720011 and up
-9	761 186		* LAMP - Indicator (CM7-7327)	16	
-10	51478-00		INDICATOR - Clock	1	
-11	550 422		INDICATOR - Cabin rate of climb (PS50094-2-2)	1	
-12	51185-00		INDICATOR - Flap position	1	
-13	51006-00		INDICATOR - Engine hour recorder	1	
-14	46319-03		GAUGE - Pneumatic pressure	1	
-15	50589-00		GAUGE - Cabin differential pressure and cabin altitude	1	
-16	50565-02		GAUGE - Interturbine temperature (Rosemount)	2	
-17	50998-00	D	GAUGE ASSEMBLY - Propeller RPM	2	31T-7400002 and up
	54860-02	E	GAUGE ASSEMBLY - Propeller RPM	2	31T-7520037 and up
-18	51000-00		GAUGE - Engine RPM	2	
-19	50999-00	F	GAUGE - Fuel flow	2	31T-7400002 to 31T-7520028 incl
	548 050	G	GAUGE - Fuel flow (3571214-9001)	2	31T-7520029 to 31T-7620003 incl and 31T-7620005
	49389-02	H	GAUGE - Fuel flow (3265013-0601)	2	31T-7620004, 31T-7620006 and up
-20	764 334		GAUGE - Fuel pressure	2	
-21	764 333		GAUGE - Oil pressure	2	
-22	548 101		GAUGE - Oil temperature (PS50100-2-3 Lewis)	2	
-23	51010-00		GAUGE - Fuel quantity, dual	1	
-24	42580-00		COMPASS ASSEMBLY	1	
-25	758 058		CONTROL ASSEMBLY - Cabin altitude, new (less filter)	1	
	763 295		CONTROL ASSEMBLY - Cabin altitude, reconditioned (less filter)	1	
-26	754 831		FILTER - Tobacco (3344-52)	1	
-27	51360-02	C	PANEL - Instrument, left (standard)	1	
-28	51286-00	C	PANEL - Instrument, center (standard)	1	
29	50976-00		PANEL - Instrument, right	1	
-30	48179-22		PANEL ASSEMBLY - Electroluminescent, cabin pressure	1	
-31	48179-24		PANEL ASSEMBLY - Electroluminescent, control (left)	1	
-32	48179-25		PANEL ASSEMBLY - Electroluminescent, control (center)	1	31T-7400002 to 31T-7520022 incl
	48179-29		PANEL ASSEMBLY - Electroluminescent, control (center)	1	31T-7520023 to 31T-7520043 incl
	48179-41		PANEL ASSEMBLY - Electroluminescent, control (center)	1	31T-7620001 to 31T-7620057 incl
	48179-49		PANEL ASSEMBLY - Electroluminescent, control (center)	1	31T-7720001 and up
-33	48179-23		PANEL ASSEMBLY - Electroluminescent, control (right)	1	31T-7400002 to 31T-7520015 incl
	48179-28		PANEL ASSEMBLY - Electroluminescent, control (right)	1	31T-7520016 and up
	48179-39	N	PANEL ASSEMBLY - Electroluminescent, control (right)	1	31T-7620021 and up
-34	51439-02		PLACARD - Test, stall margin, black	1	31T-7400002 to 31T-7620057 incl
	SK-2410		PLACARD - Test, stall margin, black	1	31T-7720001 and up
	51439-00		PLACARD - Test, stall margin, beige	1	31T-7400002 to 31T-7620057 incl
-35	51450-02		PLACARD - Warning, power and ram, black	1	
	51450-00		PLACARD - Warning, power and ram, beige	1	
-36	51607-02		PLACARD - Warning, stall/master	1	

When ordering, always specify Part Number, Description and Serial Number of Aircraft

PIPER PARTS CATALOG

Figure and Index Number	Part Number	Code	NOMENCLATURE	No. Req.	SERIAL NUMBERS AFFECTED
68-37	80289-02		PLACARD - Starter energized, black	1	
	80289-03		PLACARD - Starter energized, beige	1	
-38	41679-02		PLATE - Cover	1	
-39	41678-04		PLATE - Cover	3	
-40	41678-05		PLATE - Cover	5	
-41	41678-06		PLATE - Cover	2	
-42	472 742		LIGHT - Bolt (Glar-Ban) (P-65-3-CW-28)	40	
-43	472 028		* BULB - Bolt light (327)	1	
-44	42034-00		STRAP - Ground	4	
-45	475 109		MOUNT - (J7219-22)	8	
-46	477 793		NUT - Cap (26C-02)	8	
-47	487 744		THREAD STUD - (77-08-106-13)	4	
-48	453 602		BUTTON - Plug (SS-48152)	2	
-49	453 841		BUTTON - Plug (SS-51051)	2	
-50	571 121		KNOB - Flanged (5FC-2B2)	1	
-51	48021-00		CONTROL ASSEMBLY - Cabin comfort	1	
-52	550 411		INDICATOR - Stall margin (32G)	1	
-53	46457-00		GAUGE ASSEMBLY - Outside air temperature	1	
-54	462 083		GAUGE - Vacuum (1G19-1)	1	
-55	80243-02		PLACARD - Instrument vacuum, black	1	
	80243-03		PLACARD - Instrument vacuum, beige	1	
-56	40885-04		SPACER - Gyro mounting	4	
-57	51035-00		FLANGE ASSEMBLY - Instrument mounting	11	
-58	467 144	J	INDICATOR - Fuel totalizing (3265001-0101)	1	31T-7400002 to 31T-7620003 incl , and 31T-7620005
	548 088	K	INDICATOR - Fuel totalizing (3265001-0301)	1	31T-7400002 and up
-59	54628-03		HOLDER - Crew cup	2	31T-7620011 and up
-60	411 534		SCREW - (MS35207-265)	2	31T-7620011 and up
	408 813		WASHER - Spring (3502-10-79-0511)	2	31T-7620011 and up
	19513-38		WASHER	2	31T-7620011 and up
	80012-06		BUSHING - (025 O D)	2	31T-7620011 and up
	407 564		WASHER - (AN960-10)	2	31T-7620011 and up
	404 887		NUT - (MS20365-1032C)	2	31T-7620011 and up
	41413-26		BUSHING - (375 O D)	2	31T-7620011 and up
-61	494 652		WIRE AND NUT ASSEMBLY - Bolt light (P-65-2)	40	
-62	51312-00		HARNES ASSEMBLY - Starter energized	1	
-63	472 876		* LIGHT - Indicator (106S-A-FB59)	2	
-64	41679-02		PLATE - Cover	1	
-65	80334-02		PLACARD - A/P Disengaged	1	
-66	587 908		SWITCH ASSEMBLY - Master caution (513-0107-001)	1	
-67	472 028		LAMP - (PS10008-327)	1	
-68	80330-02	L	PLACARD - Indicator lights, black	1	31T-7520003 and up
	80330-03	L	PLACARD - Indicator lights, beige	1	31T-7520003 and up
-69	453 616	M	REDUCER - (AN912-1D)	1	31T-7520030 and up
-70	458 891	M	ELBOW - (AN823-4D)	1	31T-7520030 and up
-71	458 919	M	ELBOW - (AN914-2D)	1	31T-7520030 and up
-72	51626-02		CLAMP ASSEMBLY - Oil temperature gauge	2	
-73	554 240		CAP - Master caution light (301-1471)	1	
-74	472 793	O	LIGHT ASSEMBLY - Unpressurized air source indicator (yellow) (801-1030-0334-504)	1	
-75	80825-02	O	PLACARD - Unpressurized air source	1	
-76	472 028	O	BULB - (PS10008-327)	1	

When ordering, always specify Part Number, Description and Serial Number of Aircraft

PIPER PARTS CATALOG

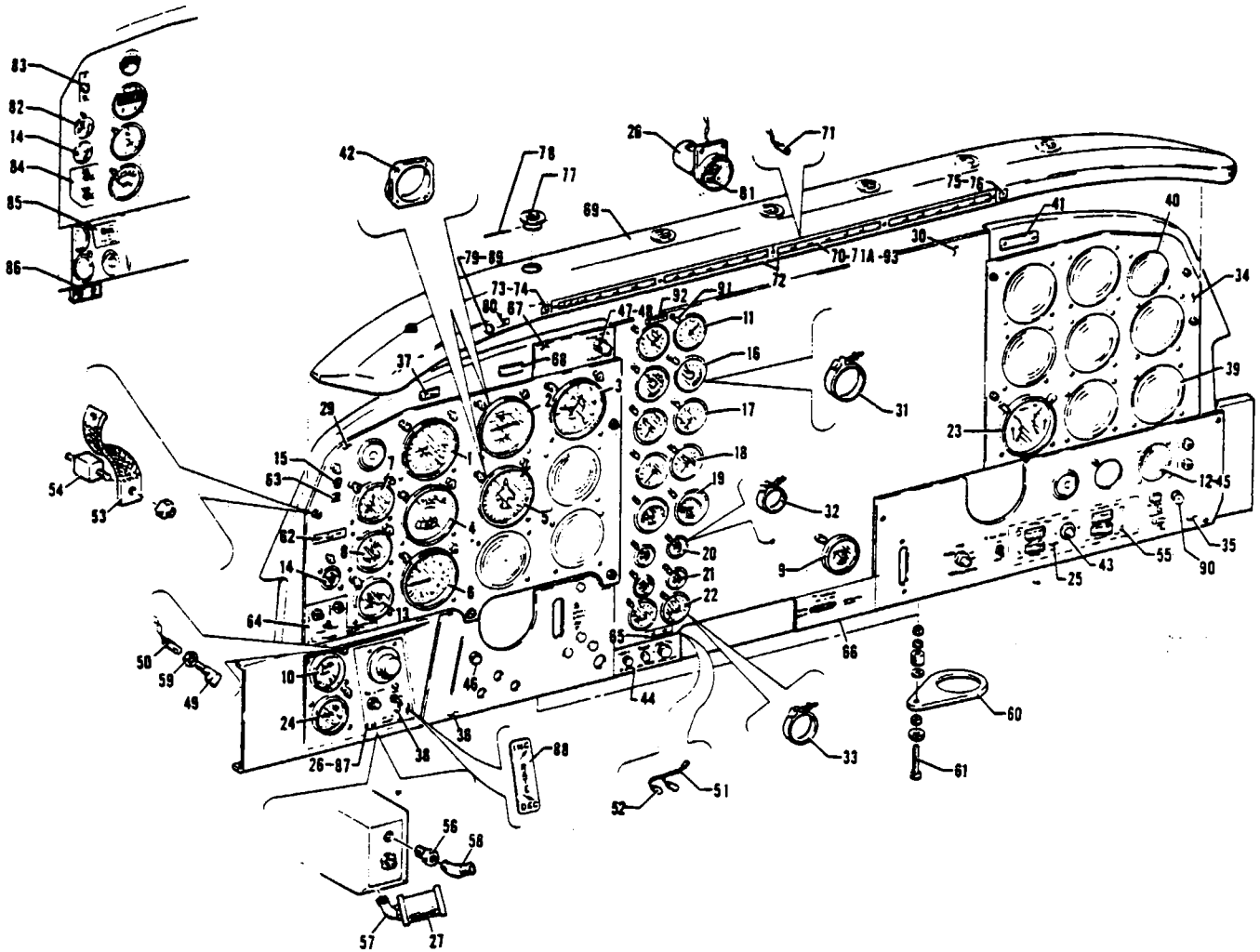


Figure 68A Instrument Panel Installation
(PA-31T - Serial Nos 31T-782001 and up)

REVISED: MAY 1983

2J11

PA-31T

PIPER PARTS CATALOG

CODE EXPLANATIONS FOR FIGURE 68A

- A - See appropriate Figure in Electronics Section if Autopilot is installed on serial numbers 31T-7820001 to 31T-8020092. Refer to the Avionics Drawing Index List and the appropriate drawings supplied with each aircraft for replacement parts on serial numbers 31T-8120001 and up
- B - See Figure 143 if Encoding Altimeter is installed on serial numbers 31T-7820001 to 31T-7820092. Refer to the Avionics Drawing Index List and the appropriate drawings supplied with each aircraft for replacement parts on serial numbers 31T-7920001 and up
- C - If special instruments and/or avionics are installed, check part number stamped on back of panel and order that part number.
- D - Not used if aircraft is equipped with a 2000 R.P.M limitation system
- E - Used if aircraft is equipped with a 2000 R.P.M. limitation system.
- F - Used if Fuel Totalizing System is installed.
- G - Used if Copilot Marker Beacon is installed with Collins CT-1-31T or CT/D-2-31T Avionics Groups.
- H - Used if Weston torque indicator is installed.
- J - Used on aircraft with serial numbers 31T-7820001 to 31T-7820066, 31T-7820068 to 31T-7820092 inclusive.
- K - Used on aircraft with serial numbers 31T-7820067, 31T-7920001 and up
- L - Used on PA-31T with serial numbers 31T-7920053, 31T-8020001 and up
- M - Used on PA-31T with serial numbers 31T-7820001 to 31T-7920052 inclusive, 31T-7920054 to 31T-7920094 inclusive.
- N - Used on PA-31T with serial numbers 31T-7920046 to 31T-7920052 inclusive, 31T-7920054 to 31T-7920082 inclusive
- O - Used on PA-31T with serial numbers 31T-7920083 to 31T-7920094 inclusive.
- P - Used on PA-31T with serial numbers 31T-7920001 to 31T-7920052 inclusive, 31T-7920054 to 31T-7920094 inclusive.
- Q - Used on PA 31T with serial numbers 31T-7920053, 31T-7920083 and up.
- R - Used on PA-31T with serial numbers 31T-7820001 to 31T-7920052 inclusive, 31T-7920054 to 31T-7920082 inclusive.
- S - Used if Pilots Air Driven Attitude Gyro is installed.
- T - Used on PA-31T with serial numbers 31T-7820067, 31T 7920001 to 31T-7920094 inclusive.
- U - Used on PA 31T with serial numbers 31T-7920053, 31T-8020001 to 31T-8020054 inclusive
- V - Used on PA-31T with serial numbers 31T-8020055 and up
- W - When ordering part for aircraft with serial numbers 31T-7820001 to 31T-7820066 inclusive, 31T-7820068 to 31T-7820092 inclusive, also order one (1) Annunciator Light Replacement Kit, Part No 764 033.
- X - Used on PA-31T with serial numbers 31T-7820067, 31T-7920001 to 31T-8020092 inclusive.
- Y - Also order one each of Cap Assembly, Part No 29359-13 with Left Fire Extinguisher Inop. Legend, and Cap Assembly, Part No 29359-14 with Right Fire Extinguisher Inop Legend, if Engine Compartment Fire Extinguishers are installed
- Z - Also order one Cap Assembly, Part No 29359-36, when ordering this part Cap Assembly, Part No 29359-36 with SAS Legend, replaces existing blank legend at extreme right of annunciator display light assembly.
- AA - Also used on PA-31T with serial numbers 31T-7820001 to 31T-8020036 inclusive, if Unpressurized Air Source Light and Overpressure Switch Installation Kit 764 035 has been installed per Piper Service Letter No. 840
- AB - Used with Attitude Gyro (Aeritalia 8.148.015) and Directional Gyro (Aeritalia 8 143.015) only.
- AC - On aircraft with serial numbers 31T-8120001 and up, this part is a component part of this Annunciator Light Assembly
- AD - Order part for serial numbers 31T-8020039 and up, if Bendix Torque System Conversion Kit 764 932 has been installed
- AE - Also used on serial numbers 31T-7400002 to 31T-8020038 inclusive, if Bendix Torque System Conversion Kit 764 932 has been installed.
- AF - Requires Installation Kit No 765 333

PIPER PARTS CATALOG

Figure and Index Number	Part Number	Code	NOMENCLATURE	No. Req.	SERIAL NUMBERS AFFECTED
68A-	55644		DRAWING - Instrument Panel Installation		
-1	548 148		INDICATOR - Airspeed (PS50099-4-2)	1	
-2	51186-00	A	INDICATOR - Attitude gyro (electric)	1	
	548 456	A	INDICATOR - Attitude gyro (air) PS50127-4 (Aeritalia 8.148.019)	1	
	548 459	A	INDICATOR - Attitude gyro (air) PS50127-7 (R.C. Allen/AID RCA 22-8)	1	
	548 461	A	INDICATOR - Attitude gyro (air) PS50127-9 (Edo-Aire 5000F-8)	1	
	548 463	A	INDICATOR - Attitude gyro (air) PS50127-11 (Aviation Instruments 700 - 4CF (6))	1	
	55684-02	A	INDICATOR - Attitude gyro (electric) R.C. Allen	1	31T-7820001 to 31T-8120021 incl
	55684-03	A	INDICATOR - Attitude gyro (electric) R.C. Allen	1	31T-8120022 and up
	46912-00	A	INDICATOR - Attitude gyro (electric) A.I.M.	1	
	548 323	A	INDICATOR - Attitude gyro (air) PS50127-2 (Aeritalia 8.148.015)	1	
-3	550 489	B	INDICATOR - Altimeter, sensitive (scale in inches of mercury) (PS50008-4-2)	1	
	548 331	B	INDICATOR - Altimeter, sensitive (scale in inches of mercury and millibars) (PS50008-11-2)	1	
-4	548 286	R	INDICATOR - Turn and bank (Aerosonic, ANS-82) (air driven)	1	
	548 214	Q	INDICATOR - Turn and bank (Aerosonic, 71002-0105) (air driven)	1	
	548 450		INDICATOR - Turn and bank (Keystone, K1015) (air driven)	1	
	548 667	AF	INDICATOR - Turn and bank	1	
-5	46911-00	A	INDICATOR - Directional gyro (Aviation Instruments) (electric)	1	
	55683-02	A	INDICATOR - Directional gyro (R C. Allen) (electric)	1	
	548 321	A	INDICATOR - Directional gyro (air) PS50126-2 (Aeritalia 8.143 015)	1	
	548 435	A	INDICATOR - Directional gyro (air) PS50126-5 (Edo-Aire 4000B-26)	1	
-6	548 602		INDICATOR - Rate of climb (PS50104-5-6) (United Inst. Co)	1	
-7	51478-02	M	INDICATOR - Clock	1	
	29202-02	U	INDICATOR - Clock, digital	1	
	29692-02	V	INDICATOR - Clock, digital	1	
-8	550 411		INDICATOR - Stall margin (32G)	1	
-9	51185-00	J	INDICATOR - Flap position	1	
	49684-02	K	INDICATOR - Flap position	1	
-10	550 422		INDICATOR - Cabin rate of climb (PS50094-2-2)	1	
-11	51198-00	D,AD	INDICATOR - Engine torque	2	31T-7820001 to 31T-8020038 incl
	29147-02	D,AE	INDICATOR - Engine torque (Bendix)	2	31T-8020039 and up
	548 606	D	INDICATOR - Engine torque (Weston)	2	31T-8120001 and up
	54861-02	E,AD	INDICATOR - Engine torque	2	31T-7820001 to 31T-8020038 incl
	54861-03	E,AE	INDICATOR - Engine torque	2	31T-8020039 and up
-12	548 088		INDICATOR - Fuel totalizer (3265001-0301)	1	
	41679-02		PLATE - Cover	1	
-13	46457-00		GAUGE ASSEMBLY - Outside air temperature	1	
-14	46319-03		GAUGE - Pneumatic pressure	1	

When ordering, always specify Part Number, Description, and Serial Number of Aircraft

PIPER PARTS CATALOG

Figure and Index Number	Part Number	Code	NOMENCLATURE	No. Req.	SERIAL NUMBERS AFFECTED
68A-15	462 083	R	GAUGE - Vacuum (1G19-1)	1	
-16	50565-00		GAUGE - Interturbine temperature (Lewis)	2	
-17	50898-00	D	GAUGE ASSEMBLY - Propeller R.P.M.	2	31T-7820001 to 31T-8020028 incl.
	29473-02	D	GAUGE ASSEMBLY - Propeller R.P.M.	2	31T-8020029 and up
	54860-02	E	GAUGE ASSEMBLY - Propeller R.P.M.	2	
-18	51000-00		GAUGE ASSEMBLY - Engine R.P.M.	2	
-19	49389-02		GAUGE - Fuel flow (3265013-0601)	2	
-20	55569-02		GAUGE ASSEMBLY - Fuel pressure	2	
-21	55571-02		GAUGE ASSEMBLY - Oil pressure	2	
-22	548 101		GAUGE - Oil temperature (PS50100-2-3) (Lewis Engr)	2	
-23	51010-00		GAUGE - Fuel quantity, dual	1	
-24	50589-00		GAUGE - Cabin differential pressure and cabin altitude	1	
-25	48021-00		CONTROL ASSEMBLY - Cabin comfort	1	31T-7400002 to 31T-8020092 incl
	48021-02		CONTROL ASSEMBLY - Cabin comfort	1	31T-8120001 and up
-26	758 058	J	CONTROL ASSEMBLY - Cabin altitude, new (less filter)	1	
	763 296	J	CONTROL ASSEMBLY - Cabin altitude, reconditioned (less filter)	1	
-27	754 831	J	FILTER - Tobacco (3344-52)	1	
-28	42580-00		COMPASS ASSEMBLY	1	
-29	55409-02	C	PANEL - Instrument, left (standard)	1	31T-7820001 to 31T-7920045 incl.
	55409-07	C.N	PANEL - Instrument, left (standard)	1	
	55409-06	C.O	PANEL - Instrument, left (standard)	1	
	29307-04	C.L	PANEL - Instrument, left (standard)	1	
-30	55634-02	C.J	PANEL ASSEMBLY - Instrument, center (standard)	1	
	55634-04	C.K	PANEL ASSEMBLY - Instrument, center (standard)	1	
-31	554 805		* CLAMP - Instrument mounting (18110-1)	11	
	514 791		* SCREW - (PS10084-38-2)	11	
-32	554 807		* CLAMP - Instrument mounting (56666) (10-32 screws)	4	
	554 816		* CLAMP - Instrument mounting (64386) (6-32 screws)	4	
	514 791		* SCREW - (PS10084-38-2) (#10-32 x 75 L)	4	
	514 750		* SCREW - (PS10084-27-2) (#6-32 x 75 L)	4	
-33	554 808		* CLAMP - Instrument mounting (50516-3)	2	
	514 765		* SCREW - (PS10084-34-2)	2	
-34	55906-02	C	PANEL - Instrument, right	1	
-35	48179-54	J	PANEL ASSEMBLY - Electroluminescent, controls, right	1	
	48179-65	X	PANEL ASSEMBLY - Electroluminescent, controls, right	1	
	80834-02		PANEL ASSEMBLY - Electroluminescent, controls, right	1	31T-8120001 and up
-36	48179-56		PANEL ASSEMBLY - Electroluminescent, controls, left	1	
-37	80334-02		PLACARD - A/P Disengaged	1	
-38	560 690	J	FILTER - Lamp, blue (1813/27 B1)	2	
-39	41678-06		PLATE - Cover	10	31T-7820001 to 31T-8020092 incl
	41678-06		PLATE - Cover	4	31T-8120001 and up
-40	41679-02		PLATE - Cover	1	31T-7820001 to 31T-8020092 incl
-41	51147-00		PLATE - Cover	1	
-42	40885-04		SPACER - Gyro mounting	1	
	40885-00	AB	SPACER - Gyro mounting	2	
-43	571 121		KNOB - Flanged (5FC-2B2)	1	
-44	80599-02		PLACARD - Beta range	1	31T-7820001 to 31T-8020092 incl.
	80597-02		PLACARD - Beta range and prop synchrophaser	1	31T-7920039 to 31T-8020092 incl
	81011-02		PLACARD - Prop synchrophaser	1	31T-8120001 and up
-45	51035-00	F	FLANGE ASSEMBLY - Instrument mounting	1	
-46	453 602		BUTTON - Plug (SS-48152)	1	
-47	587 908		SWITCH ASSEMBLY - Master caution (513-0107-001)	1	
-48	554 240		CAP - Master caution light (301-1471)	1	
-49	472 742		LIGHT - Bolt (Glar-Ban) (P-65-3-CW-28)	40	
-50	472 028		* BULB - Bolt light (327)	1	
-51	51312-00		HARNESS ASSEMBLY - Starter energizer	1	31T-7820001 to 31T-8020092 incl

When ordering, always specify Part Number, Description and Serial Number of Aircraft

PIPER PARTS CATALOG

Figure and Index Number	Part Number	Code	NOMENCLATURE	No. Req.	SERIAL NUMBERS AFFECTED
68A-52	472 876		* LIGHT - Indicator (106S-A-FB59)	2	31T-7820001 to 31T-8020092 incl
-53	42034-00		STRAP - Ground	4	
-54	475 109		MOUNT - (J-7219-22)	9	
	477 793		NUT - Cap (26C-02)	9	
-55	487 744		THREAD STUD - (77-08-106-13)	4	
-56	453 616	J	REDUCER - (AN912-1D)	1	
-57	458 919	J	ELBOW - (AN914-2D)	1	
-58	458 891	J	ELBOW - (AN823-4D)	1	
-59	556 743		WIRE AND NUT ASSEMBLY - Bolt light (5954-8ND-2)	40	
-60	54628-03		HOLDER - Crew cup	2	
-61	411 534		SCREW - (MS35207- 265)	2	
	408 813		WASHER - Spring (3502-10-79-0511)	2	
	19513-38		WASHER	2	
	80012-06		BUSHING - (.250 O D)	2	
	407 564		WASHER - (AN960-10)	2	
	41413-26		BUSHING - (.375 O.D.)	2	
	404 887		NUT - (MS20365-1032C)	2	
-62	51439-02	R	PLACARD - Test, stall margin	1	
-63	80243-02	R	PLACARD - Instrument vacuum	1	
-64	80522-02		PLACARD - Cabin pressure	1	31T-7820001 to 31T-7820092 incl
	80686-02	P	PLACARD - Cabin pressure	1	
-65	80289-02		PLACARD - Starter energizer	1	31T-7820001 to 31T-8020092 incl
-66	80526-02		PLACARD - Static pressure	1	
-67	80556-02		PLACARD - Master caution	1	
-68	80330-02	G	PLACARD - Indicator lights	1	
-69	55654-02	W	GLARE SHIELD ASSEMBLY - Instrument panel	1	31T-7820001 to 31T-8020092 incl
	29388-02	Y,Z	GLARE SHIELD ASSEMBLY - Instrument panel	1	31T-8120001 and up
-70	55929-02	J	* LIGHT ASSEMBLY - Annunciator display	1	
	55929-03	T	* LIGHT ASSEMBLY - Annunciator display	1	
	29929-02		* LIGHT ASSEMBLY - Annunciator display	1	31T-8020001 to 31T-8020092 incl
	29363-02	Y,Z	* LIGHT ASSEMBLY - Annunciator display	1	31T-8120001 and up
-71	472 058		** BULB - (387)	AR	
-71a	764 671		** CAP ASSEMBLY - "L. ENG DEICE/R ENG DEICE"	1	31T-7820001 to 31T-8020092 incl
	764 672		** CAP ASSEMBLY - "OIL DR. L ENG./OIL DR. R. ENG"	1	31T-7820001 to 31T-8020092 incl
	764 673		** CAP ASSEMBLY - "L. ENG FIRE"	1	31T-7820001 to 31T-8020092 incl
	764 674		** CAP ASSEMBLY - "R. ENG. FIRE"	1	31T-7820001 to 31T-8020092 incl
	764 675		** CAP ASSEMBLY - "L. ENG FUEL PRESS "	1	31T-7820001 to 31T-8020092 incl
	764 676		** CAP ASSEMBLY - "R ENG. FUEL PRESS "	1	31T-7820001 to 31T-8020092 incl
	764 677		** CAP ASSEMBLY - "L. ENG OIL PRESS "	1	31T-7820001 to 31T-8020092 incl
	764 678		** CAP ASSEMBLY - "R. ENG. OIL PRESS "	1	31T-7820001 to 31T-8020092 incl
	764 679		** CAP ASSEMBLY - "L. ENG OIL TEMP "	1	31T-7820001 to 31T-8020092 incl.
	764 680		** CAP ASSEMBLY - "R. ENG OIL TEMP."	1	31T-7820001 to 31T-8020092 incl
	764 681		** CAP ASSEMBLY - "SAS"	1	31T-7820001 to 31T-8020092 incl
	764 682		** CAP ASSEMBLY - BLANK	1	31T-7820001 to 31T-8020092 incl.
	764 683		** CAP ASSEMBLY - "L FIRE EXTING INOP "	1	31T-7820001 to 31T-8020092 incl
	764 684		** CAP ASSEMBLY - "R. FIRE EXTING. INOP "	1	31T-7820001 to 31T-8020092 incl
	764 685		** CAP ASSEMBLY - "TRIM"	1	31T-7820001 to 31T-8020092 incl
	764 686		** CAP ASSEMBLY - "INVERTER POWER"	1	31T-7820001 to 31T-8020092 incl
	764 687		** CAP ASSEMBLY - "L. GEN. INOP."	1	31T-7820001 to 31T-8020092 incl
	764 688		** CAP ASSEMBLY - "R. GEN INOP."	1	31T-7820001 to 31T-8020092 incl.
	764 689		** CAP ASSEMBLY - "BATTERY OVER TEMP "	1	31T-7820001 to 31T-8020092 incl
	764 690		** CAP ASSEMBLY - "ANN. POWER"	1	31T-7820001 to 31T-8020092 incl
	764 691		** CAP ASSEMBLY - "CABIN PRESS "	1	31T-7820001 to 31T-8020092 incl
	764 692		** CAP ASSEMBLY - "CABIN ALT "	1	31T-7820001 to 31T-8020092 incl
	764 693		** CAP ASSEMBLY - "CABIN DR UNSAFE"	1	31T-7820001 to 31T-8020092 incl
	764 694		** CAP ASSEMBLY - "NOSE/BAG. DR AJAR"	1	31T-7820001 to 31T-8020092 incl
	472 978		** CAP ASSEMBLY - "ANN WARN I"	1	31T-7820001 and up
	472 979		** CAP ASSEMBLY - "ANN WARN II"	1	31T-7820001 and up

When ordering, always specify Part Number, Description, and Serial Number of Aircraft

PIPER PARTS CATALOG

Figure and Index Number	Part Number	Code	NOMENCLATURE	No. Req.	SERIAL NUMBERS AFFECTED
68A-71a	472 982		** CAP ASSEMBLY - "FREE GYRO"	1	31T-7820001 and up
	472 980		** CAP ASSEMBLY - "HI-LO TORQUE"	1	31T-7820001 and up
	764 695	X	** CAP ASSEMBLY - "FLAP"	1	
	29359-02		** CAP ASSEMBLY - "L. ENG. DEICE/R. ENG. DEICE"	1	31T-8120001 and up
	29359-03		** CAP ASSEMBLY - "OIL DR. L. ENG./OIL DR. R. ENG."	1	31T-8120001 and up
	29359-04		** CAP ASSEMBLY - "L. ENG. FIRE"	1	31T-8120001 and up
	29359-05		** CAP ASSEMBLY - "R. ENG. FIRE"	1	31T-8120001 and up
	29359-06		** CAP ASSEMBLY - "L. ENG. FUEL PRESS."	1	31T-8120001 and up
	29359-07		** CAP ASSEMBLY - "R. ENG. FUEL PRESS."	1	31T-8120001 and up
	29359-08		** CAP ASSEMBLY - "L. ENG. OIL PRESS."	1	31T-8120001 and up
	29359-09		** CAP ASSEMBLY - "R. ENG. OIL PRESS"	1	31T-8120001 and up
	29359-10		** CAP ASSEMBLY - "L. ENG. OIL TEMP"	1	31T-8120001 and up
	29359-11		** CAP ASSEMBLY - "R. ENG. OIL TEMP."	1	31T-8120001 and up
	29359-12		** CAP ASSEMBLY - "FLAP"	1	31T-8120001 and up
	29359-16		** CAP ASSEMBLY - "INVERTER POWER"	1	31T-8120001 and up
	29359-17		** CAP ASSEMBLY - "L. GEN. INOP."	1	31T-8120001 and up
	29359-18		** CAP ASSEMBLY - "R. GEN. INOP."	1	31T-8120001 and up
	29359-19		** CAP ASSEMBLY - "BATTERY OVER TEMP"	1	31T-8120001 and up
	29359-20		** CAP ASSEMBLY - "ANN. POWER"	1	31T-8120001 and up
	29359-21		** CAP ASSEMBLY - "CABIN PRESS."	1	31T-8120001 and up
	29359-23		** CAP ASSEMBLY - "CABIN DR. UNSAFE"	1	31T-8120001 and up
	29359-24		** CAP ASSEMBLY - "NOSE/BAG. DR. AJAR"	1	31T-8120001 and up
	29359-25		** CAP ASSEMBLY - "UNPRESS. AIR SOURCE"	1	31T-8120001 and up
	29359-26		** CAP ASSEMBLY - "LEFT IGN/RIGHT IGN"	1	31T-8120001 and up
	29359-27		** CAP ASSEMBLY - "LEFT BETA/RIGHT BETA"	1	31T-8120001 and up
	29359-28		** CAP ASSEMBLY - "LEFT START/RIGHT START"	1	31T-8120001 and up
	29359-34		** CAP ASSEMBLY - "EXT. PWR"	1	31T-8120001 and up
	49631-02		** CAP ASSEMBLY - BLANK	AR	31T-8120001 and up
-72	55357-02		* RETAINER - Light assembly, left	1	31T-7820001 to 31T-8020092 incl
	29364-02		* RETAINER - Light assembly, left	1	31T-8120001 and up
	55357-03		* RETAINER - Light assembly, right	1	31T-7820001 to 31T-8020092 incl
	29364-03		* RETAINER - Light assembly, right	1	31T-8120001 and up
-73	80570-02	J	* PLACARD - Annunciator test	1	
	80755-02	K	* PLACARD - Annunciator test	1	
-74	588 125	AC	* SWITCH - Annunciator test (SA42SDW11-3)	1	
-75	80614-02		* PLACARD - Annunciator Hi-Lo	1	
-76	588 126	AC	* SWITCH - Annunciator Hi-Lo (SA41SEW11-3)	1	
-77	49644-02		* VENTILATOR - Glareshield	6	
-78	424 054		* PIN - Cotter (MS24665-140)	6	
-79	472 793	AA	* LIGHT ASSEMBLY - Unpressurized air source indicator (yellow) (801-1030-0333-504)	1	31T-8020037 to 31T-8020092 incl
-80	80825-02	AA	* PLACARD - Unpressurized air source	1	31T-8020037 to 31T-8020092 incl
-81	41345-00		PLACARD - Compass erratic	1	
-82	46320-00	Q	GAUGE ASSEMBLY - Gyro pressure	1	
-83	80534-02	Q	PLACARD - Test, stall margin	1	
-84	48179-78	L	PANEL ASSEMBLY - Inverter power switch, illuminated	1	
-85	80772-02	L	PLACARD - Cabin pressure test switch	1	
-86	80773-02	L	PLACARD - Mike and phone jacks	1	
-87	556 405	K	CONTROL ASSEMBLY - Cabin altitude (130374-14)	1	
-88	80696-02	K	PLACARD - Cabin altitude controller	1	
-89	472 028	AA	BULB - (PS10008-327)	1	31T-8020037 to 31T-8020092 incl
-90	571 122		KNOB - Plain, defroster control (9CC-2B2)	1	31T-8120001 and up
-91	587 849	H	SWITCH - Torque test (30-1)	2	31T-8120001 and up
-92	80949-02	H	PLACARD - Torque test	1	31T-8120001 and up
-93	29359-13		CAP ASSEMBLY - "L. FIRE EXTING. INOP"	1	31T-8120001 and up
	29359-14		CAP ASSEMBLY - "R. FIRE EXTING. INOP."	1	31T-8120001 and up
	29359-36		CAP ASSEMBLY - "SAS"	1	31T-8120001 and up

When ordering, always specify Part Number, Description, and Serial Number of Aircraft

PIPER PARTS CATALOG

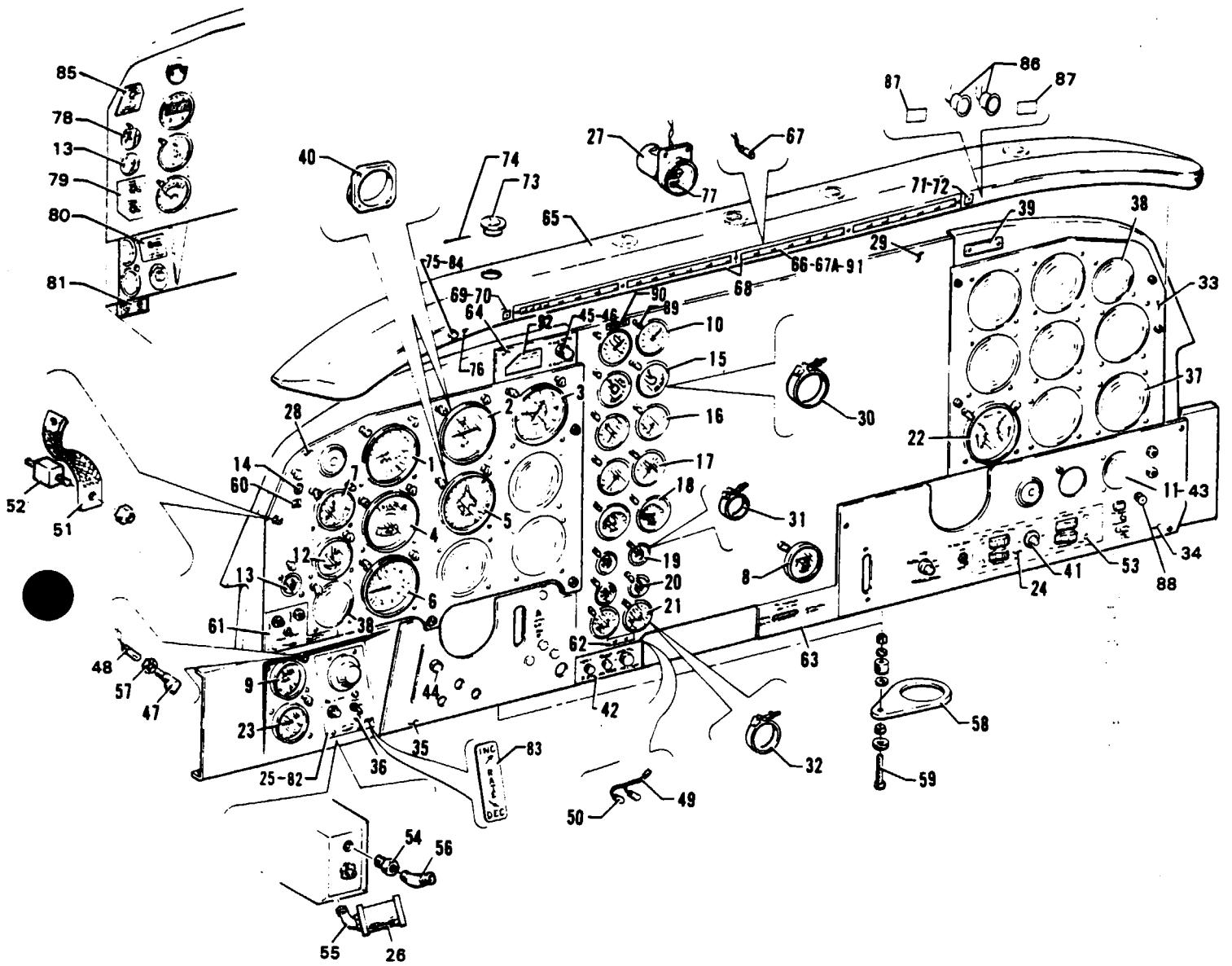


Figure 68B Instrument Panel Installation

PIPER PARTS CATALOG

CODE EXPLANATIONS FOR FIGURE 68B

- A - Used if wing tip tanks are installed.
- B - If special instruments and/or avionics are installed, check part number stamped on back of panel and order that part number.
- C - Used if Fuel Totalizing System is installed.
- D - Used if Pilots Air Driven Attitude Gyro is installed.
- E - When ordering part for aircraft with serial numbers 31T-7804001 to 31T-7804011 inclusive, also order one (1) Annunciator Light Replacement Kit, Part No. 764 033.
- F - Used on aircraft that comply with C.A.A. (United Kingdom) requirements.
- G - See Figure 137A if King Autopilot F/D (KFC-250) is installed on serial numbers 31T-7804001 to 31T-8004057 inclusive. Refer to the Avionics Drawing Index List and the appropriate drawings supplied with each aircraft for replacement parts on serial numbers 31T-8104001 to 31T-8304003 inclusive, 31T-1104004 and up.
- H - Also order one each of Cap Assembly, Part No 29359-13 with Left Fire Extinguisher Inop Legend, and Cap Assembly, Part No. 29359-14 with Right Fire Extinguisher Inop Legend, if Engine Compartment Fire Extinguishers are installed
- J - Also used on PA-31T1 with serial numbers 31T-7804001 to 31T-8004019 inclusive if Unpressurized Air Source Light and Over pressure Switch Installation Kit 764 035 has been installed per Piper Service Letter No 840
- K - Used with attitude gyro (Aeritalia 8.148.015) and directional gyro (Aeritalia 8.143.015) only.
- L - When ordering part for aircraft that comply with C.A.A. (United Kingdom) requirements, also order one Cap Assembly, Part No 29359-31 with left windshield temp legend if pilot's heated windshield is installed; or one Cap Assembly, Part No. 29359-48 with left and right windshield temp legend if both pilot and copilot heated windshield are installed.
- M - Used if Weston torque indicator is installed.
- N - Order part for serial numbers 31T-8104001 to 31T-8104101 inclusive if airspeed indicator has been modified per Service Letter 924
- O - Also used on serial numbers 31T-7804001 to 31T-8004057 inclusive if airspeed indicator has been modified per Service Letter 924
- P - Used if wing tip tanks are not installed.
- Q - On aircraft with serial numbers 31T-8104001 to 31T-8304003 inclusive, 31T-1104004 and up, this part is a component part of the Annunciator Light Assembly.
- R - Order part for serial numbers 31T-8004022 to 31T-8304003 inclusive, 31T-1104004 and up, if Bendix Torque System Conversion Kit 764 932 has been installed.
- S - Also used on serial numbers 31T-7804001 to 31T-8004021 inclusive, if Bendix Torque System Conversion Kit 764 932 has been installed.
- T - Used on PA-31T1 with serial numbers 31T-8104001 to 31T-8304003 inclusive, 31T-1104004 and up
- U - Used on PA-31T1 with serial numbers 31T-8104022 to 31T-8304003 inclusive, 31T-1104004 and up
- V - Used on PA 31T1 with serial numbers 31T-8004037 to 31T-8304003 inclusive, 31T-1104004 and up.
- W - Used on PA-31T1 with serial numbers 31T-8304001 to 31T-8304003 inclusive, 31T-1104004 and up.
- X - Used on PA-31T1 with serial numbers 31T-8004038 to 31T-8304003 inclusive, 31T-1104004 and up.
- Y - Used on PA-31T1 with serial numbers 31T-7904001 to 31T-8304003 inclusive, 31T-1104004 and up
- Z - Used on PA-31T1 with serial numbers 31T-7904046 to 31T-8304003 inclusive, 31T-1104004 and up
- AA - Used on PA-31T1 with serial numbers 31T-8004001 to 31T-8304003 inclusive, 31T-1104004 and up.
- AB - Requires Installation Kit No. 765 333.

PIPER PARTS CATALOG

Figure and Index Number	Part Number	Code	NOMENCLATURE	No. Req.	SERIAL NUMBERS AFFECTED
68B-	49616		DRAWING - Instrument Panel Installation		
-1	548 259	N	INDICATOR - Airspeed (PS50099-5-2)	1	31T-7804001 to 31T-8004057 incl
	548 543	A,O	INDICATOR - Airspeed (PS50099-6-2)	1	31T-8104001 to 31T-8104101 incl
	548 544	O,P	INDICATOR - Airspeed (PS50099-7-2)	1	31T-8104001 to 31T-8104101 incl
	548 543	W	INDICATOR - Airspeed (PS50099-6-2)	1	
-2	51186-00	G	INDICATOR - Attitude gyro (electric)	1	
	548 456	G	INDICATOR - Attitude gyro (air) PS50127-4 (Aeritalia 8.148.019)	1	
	548 459	G	INDICATOR - Attitude gyro (air) PS50127-7 (R. C. Allen/AID RCA 22-8)	1	
	548 461	G	INDICATOR - Attitude gyro (air) PS50127-9 (Edo-Aire 5000F-8)	1	
	548 463	G	INDICATOR - Attitude gyro (air) PS50127-11 (Aviation Instruments 700 - 4CF (6))	1	
	548 464	G	INDICATOR - Attitude gyro (air) PS50127-12 (Aeritalia 8.148.036)	1	
	29488-02	F	INDICATOR - Attitude gyro (electric) (with adjusting knob covered)	1	
	55684-02	G	INDICATOR - Attitude gyro (electric) R. C. Allen	1	31T-7804001 to 31T-8104021 incl.
	55684-03	G,U	INDICATOR - Attitude gyro (electric) R.C Allen	1	
	548 323	G	INDICATOR - Attitude gyro (air) PS50127-2 (Aeritalia 8.148.015)	1	
-3	550 489		INDICATOR - Altimeter, sensitive (scale in inches of mercury) (PS50008-4-2)	1	
	548 331		INDICATOR - Altimeter, sensitive (scale in inches of mercury and millibars) (PS50008-11-2)	1	
-4	548 286		INDICATOR Turn and bank (Aerosonic, ANS-82) (air driven)	1	31T-7804001 to 31T-8004036 incl
	548 214	V	INDICATOR - Turn and bank (Aerosonic, 71002-0105) (air driven)	1	
	548 667	V,AB	INDICATOR - Turn and bank	1	
	548 578	F	INDICATOR - Turn and slip (Aerosonic, ANS-80 (L))	1	
-5	46911-00	G	INDICATOR - Directional gyro (Aviation Instruments) (electric)	1	
	55683-02	G	INDICATOR - Directional gyro (R C Allen) (electric)	1	
	548 321		INDICATOR - Directional gyro (Air) PS50126-2 (Aeritalia 8.143.015)	1	
	548 435	A	INDICATOR - Directional gyro (Air) PS50126-5 (Edo-Aire 4000B-26)	1	
-6	548 602		INDICATOR - Rate of climb (PS50104-5-6) (United Inst. Co)	1	
-7	51478-02		INDICATOR - Clock	1	31T-7804001 to 31T-7904057 incl
	29202-02		INDICATOR - Clock, digital	1	31T-8004001 to 31T-8004037 incl
	29692-02	X	INDICATOR - Clock, digital	1	
-8	51185-00		INDICATOR - Flap position	1	31T-7804001 to 31T-7804011 incl
	49684-02	Y	INDICATOR - Flap position	1	
-9	550 422		INDICATOR - Cabin rate of climb (PS50094-2-2)	1	
-10	49593-02	R	INDICATOR - Engine torque	2	31T-7804001 to 31T-8004021 incl
	29146-02	S,U	INDICATOR - Engine torque (Bendix)	2	
	548 607	T	INDICATOR - Engine torque (Weston)	2	
-11	548 088		INDICATOR - Fuel totalizer (3265001-0301)	1	
	41679-02		PLATE - Cover	1	

When ordering, always specify Part Number, Description, and Serial Number of Aircraft

PIPER PARTS CATALOG

Figure and Index Number	Part Number	Code	NOMENCLATURE	No. Req.	SERIAL NUMBERS AFFECTED
68B-12	46457-00		GAUGE ASSEMBLY - Outside air temperature	1	
-13	46319-03		GAUGE - Pneumatic pressure	1	
-14	462 083		GAUGE - Vacuum (1G19-1)	1	31T-7804001 to 31T-7904045 incl
-15	49594-02		GAUGE ASSEMBLY - Interturbine temperature	2	
-16	49677-02		GAUGE ASSEMBLY - Propeller R P M	2	
-17	51000-00		GAUGE ASSEMBLY - Engine R P M	2	
-18	49389-02		GAUGE - Fuel flow (3265013-0601)	2	
-19	55569-02		GAUGE ASSEMBLY - Fuel pressure	2	
-20	55571-02		GAUGE ASSEMBLY - Oil pressure	2	
-21	548 101		GAUGE - Oil temperature (PS50100-2-3) (Lewis Engr)	2	
-22	51010-00		GAUGE - Fuel quantity, dual	1	
-23	50589-00		GAUGE - Cabin differential pressure and cabin altitude	1	
-24	48021-00		CONTROL ASSEMBLY - Cabin comfort	1	31T-7804001 to 31T-8004057 incl
	48021-02	T	CONTROL ASSEMBLY - Cabin comfort	1	
-25	758 058		CONTROL ASSEMBLY - Cabin altitude new (less filter)	1	31T-7804001 to 31T-7804011 incl
	763 295		CONTROL ASSEMBLY - Cabin altitude, reconditioned (less filter)	1	31T-7804001 to 31T-7804011 incl
-26	754 831		FILTER - Tobacco (3344-52)	1	31T-7804001 to 31T-7804011 incl
-27	42580-00		COMPASS ASSEMBLY	1	
-28	55409-05	B	PANEL - Instrument, left (standard)	1	31T-7804001 to 31T-7904045 incl
	55409-06	B	PANEL - Instrument, left (standard)	1	31T-7904046 to 31T-7904057 incl
	29307-05	B	PANEL - Instrument, left (standard)	1	31T-8004001 to 31T-8004036 incl
	29307-06	B,V	PANEL - Instrument, left (standard)	1	
-29	55634-02	B	PANEL ASSEMBLY - Instrument, center (standard)	1	31T-7804001 to 31T-7804011 incl
	55634-04	B,Y	PANEL ASSEMBLY - Instrument, center (standard)	1	
-30	554 605		* CLAMP - Instrument mounting (18110-1)	11	
	514 791		* SCREW - (PS10084-38-2)	11	
-31	554 607		* CLAMP - Instrument mounting (56666) (10-32 screws)	4	
	554 616		* CLAMP - Instrument mounting (64386) (6-32 screws)	4	
	514 791		* SCREW - (PS10084-38-2) (#10-32 x 75 L)	4	
	514 750		* SCREW - (PS10084-27-2) (#6-32 x 75 L)	4	
-32	554 606		* CLAMP - Instrument mounting (50516-3)	2	
	514 765		* SCREW - (PS10084-34-2)	2	
-33	55906-02	B	PANEL - Instrument, right	1	
-34	48179-54		PANEL ASSEMBLY - Electroluminescent, controls, right	1	31T-7804001 to 31T-7804011 incl
	48179-65		PANEL ASSEMBLY - Electroluminescent, controls, right	1	31T-7904001 to 31T-8004057 incl
	80834-02		PANEL ASSEMBLY - Electroluminescent, controls, right	1	31T-8104001 to 31T-8104101 incl
	80834-03	W	PANEL ASSEMBLY - Electroluminescent, controls, right	1	
-35	48179-56		PANEL ASSEMBLY - Electroluminescent, controls, left	1	
-36	560 690		FILTER - Lamp, blue (1813/27 B1)	2	31T-7804001 to 31T-7804011 incl
-37	41678-06		PLATE - Cover	10	31T-7804001 to 31T-8004057 incl
	41678-06	T	PLATE - Cover	4	
-38	41679-02		PLATE - Cover	2	31T-7804001 to 31T-8004057 incl
	41679-02	T	PLATE - Cover	1	
-39	51147-00		PLATE - Cover	1	
-40	40885-04		SPACER - Gyro mounting	2	
	40885-00	K	SPACER - Gyro mounting	2	
-41	571 121		KNOB - Flanged (5FC-2B2)	1	
-42	80599-02		PLACARD - Beta range	1	31T-7804001 to 31T-8004057 incl
	80597-02		PLACARD - Beta range and prop synchrophaser	1	31T-7904014 to 31T-8004057 incl
	81011-02	T	PLACARD - Prop synchrophaser	1	
-43	51035-00	C	FLANGE ASSEMBLY - Instrument mounting	1	
-44	453 602		BUTTON - Plug (SS-48152)	1	
-45	587 908		SWITCH ASSEMBLY - Master caution (513-0107-001)	1	
-46	554 240		CAP - Master caution light (301-1471)	1	
-47	472 742		LIGHT - Bolt (Glar-Ban) (P-65-3-CW-28)	AR	
-48	472 028		* BULB - Bolt light	1	

When ordering, always specify Part Number, Description and Serial Number of Aircraft

PIPER PARTS CATALOG

Figure and Index Number	Part Number	Code	NOMENCLATURE	No. Req.	SERIAL NUMBERS AFFECTED
68B-49	51312-00		HARNES ASSEMBLY - Starter energizer	1	31T-7804001 to 31T-8004057 incl
-50	472 876		* LIGHT - Indicator (106S-A-FB59)	2	31T-7804001 to 31T-8004057 incl
-51	42034-00		STRAP - Ground	4	
-52	475 109		MOUNT - (J-7219-22)	9	
	477 793		NUT - Cap (26C-02)	9	
-53	487 744		THREAD STUD - (77-08-106-13)	4	
-54	453 616		REDUCER - (AN912-1D)	1	31T-7804001 to 31T-7804011 incl
-55	458 919		ELBOW - (AN914-2D)	1	31T-7804001 to 31T-7804011 incl
-56	458 891		ELBOW - (AN823-4D)	1	31T-7804001 to 31T-7804011 incl
-57	556 743		WIRE AND NUT ASSEMBLY - Bolt light (5954-8ND-2)	34	
-58	54628-03		HOLDER - Crew cup	2	
-59	411 534		SCREW - (MS35207-265)	2	
	408 813		WASHER - Spring (3502-10-79-0511)	2	
	19513-38		WASHER	2	
	80012-06		BUSHING - (250 O D)	2	
	407 564		WASHER - (AN960-10)	2	
	41413-26		BUSHING - (375 O D)	2	
	404 887		NUT - (MS20365-1032C)	2	
-60	80243-02		PLACARD - Instrument vacuum	1	31T-7804001 to 31T-7904045 incl
-61	80522-02		PLACARD - Cabin pressure	1	31T-7804001 to 31T-7804011 incl
	80686-02		PLACARD - Cabin pressure	1	31T-7904001 to 31T-7904057 incl
-62	80289-02		PLACARD - Starter energizer	1	31T-7804001 to 31T-8004057 incl
-63	80526-02		PLACARD - Static pressure	1	
	80526-03	F	PLACARD - Static pressure	1	
-64	80556-02		PLACARD - Master caution	1	31T-7804001 to 31T-8104101 incl
	80953-02	W	PLACARD - Master caution and surface de-ice	1	
-65	55654-07	E	GLARE SHIELD ASSEMBLY - Instrument panel	1	31T-7804001 to 31T-8004057 incl
	29388-02	H.L	GLARE SHIELD ASSEMBLY - Instrument panel	1	31T-8104001 to 31T-8104101 incl
	29388-05	H.L.W	GLARE SHIELD ASSEMBLY - Instrument panel	1	
-66	55929-04		* LIGHT ASSEMBLY - Annunciator display	1	31T-7804001 to 31T-7804011 incl
	29929-03		* LIGHT ASSEMBLY - Annunciator display	1	31T-7904001 to 31T-8004057 incl
	29363-02	H.L	* LIGHT ASSEMBLY - Annunciator display	1	31T-8104001 to 31T-8104101 incl
	29363-03	H.L.W	* LIGHT ASSEMBLY - Annunciator display	1	
-67	472 058		* * BULB - (387)	AR	
-67a	764 671		* * CAP ASSEMBLY - "L ENG DEICE/R ENG DEICE"	1	31T-7804001 to 31T-8004057 incl
	764 672		* * CAP ASSEMBLY - "OIL DR L ENG./OIL DR R ENG "	1	31T-7804001 to 31T-8004057 incl
	764 673		* * CAP ASSEMBLY - "L ENG FIRE"	1	31T-7804001 to 31T-8004057 incl
	764 674		* * CAP ASSEMBLY - "R ENG FIRE"	1	31T-7804001 to 31T-8004057 incl
	764 675		* * CAP ASSEMBLY - "L ENG FUEL PRESS "	1	31T-7804001 to 31T-8004057 incl
	764 676		* * CAP ASSEMBLY - "R ENG FUEL PRESS "	1	31T-7804001 to 31T-8004057 incl
	764 677		* * CAP ASSEMBLY - "L ENG OIL PRESS "	1	31T-7804001 to 31T-8004057 incl
	764 678		* * CAP ASSEMBLY - "R ENG OIL PRESS "	1	31T-7804001 to 31T-8004057 incl
	764 679		* * CAP ASSEMBLY - "L ENG OIL TEMP "	1	31T-7804001 to 31T-8004057 incl
	764 680		* * CAP ASSEMBLY - "R ENG OIL TEMP "	1	31T-7804001 to 31T-8004057 incl
	764 682		* * CAP ASSEMBLY - BLANK	1	31T-7804001 to 31T-8004057 incl
	764 683		* * CAP ASSEMBLY - "L FIRE EXTING INOP "	1	31T-7804001 to 31T-8004057 incl
	764 684		* * CAP ASSEMBLY - "R FIRE EXTING INOP "	1	31T-7804001 to 31T-8004057 incl
	764 685		* * CAP ASSEMBLY - "TRIM"	1	31T-7804001 to 31T-8004057 incl
	764 686		* * CAP ASSEMBLY - "INVERTER POWER"	1	31T-7804001 to 31T-8004057 incl
	764 687		* * CAP ASSEMBLY - "L GEN INOP "	1	31T-7804001 to 31T-8004057 incl
	764 688		* * CAP ASSEMBLY - "R GEN INOP "	1	31T-7804001 to 31T-8004057 incl
	764 689		* * CAP ASSEMBLY - "BATTERY OVER TEMP "	1	31T-7804001 to 31T-8004057 incl
	764 690		* * CAP ASSEMBLY - "ANN POWER"	1	31T-7804001 to 31T-8004057 incl
	764 691		* * CAP ASSEMBLY - "CABIN PRESS "	1	31T-7804001 to 31T-8004057 incl
	764 692		* * CAP ASSEMBLY - "CABIN ALT "	1	31T-7804001 to 31T-8004057 incl

When ordering, always specify Part Number, Description and Serial Number of Aircraft

PIPER PARTS CATALOG

Figure and Index Number	Part Number	Code	NOMENCLATURE	No. Req.	SERIAL NUMBERS AFFECTED
68B-67a	764 693		** CAP ASSEMBLY - "CABIN DR. UNSAFE"	1	31T-7804001 to 31T-8004057 incl
	764 694		** CAP ASSEMBLY - "NOSE/BAG. DR. AJAR"	1	31T-7804001 to 31T-8004057 incl
	764 695		** CAP ASSEMBLY - "FLAP"	1	31T-7804001 to 31T-8004057 incl.
	29359-02		** CAP ASSEMBLY - "L. ENG. DEICE/R. ENG DEICE"	1	31T-8104001 to 31T-8104101 incl
	29359-03	T	** CAP ASSEMBLY - "OIL DR. L. ENG /OIL DR R. ENG "	1	
	29359-04	T	** CAP ASSEMBLY - "L. ENG. FIRE"	1	
	29359-05	T	** CAP ASSEMBLY - "R. ENG. FIRE"	1	
	29359-06	T	** CAP ASSEMBLY - "L. ENG. FUEL PRESS."	1	
	29359-07	T	** CAP ASSEMBLY - "R. ENG. FUEL PRESS."	1	
	29359-08	T	** CAP ASSEMBLY - "L. ENG. OIL PRESS."	1	
	29359-09	T	** CAP ASSEMBLY - "R. ENG OIL PRESS."	1	
	29359-10	T	** CAP ASSEMBLY - "L. ENG OIL TEMP "	1	
	29359-11	T	** CAP ASSEMBLY - "R. ENG. OIL TEMP."	1	
	29359-12	T	** CAP ASSEMBLY - "FLAP"	1	
	29359-16	T	** CAP ASSEMBLY - "INVERTER POWER"	1	
	29359-17	T	** CAP ASSEMBLY - "L. GEN INOP "	1	
	29359-18	T	** CAP ASSEMBLY - "R. GEN INOP."	1	
	29359-19	T	** CAP ASSEMBLY - "BATTERY OVER TEMP."	1	
	29359-20	T	** CAP ASSEMBLY - "ANN. POWER"	1	
	29359-21	T	** CAP ASSEMBLY - "CABIN PRESS."	1	
	29359-23	T	** CAP ASSEMBLY - "CABIN DR. UNSAFE"	1	
	29359-24	T	** CAP ASSEMBLY - "NOSE/BAG. DR AJAR"	1	
	29359-25	T	** CAP ASSEMBLY - "UNPRESS. AIR SOURCE"	1	
	29359-26	T	** CAP ASSEMBLY - "LEFT IGN./RIGHT IGN."	1	
	29359-27	T	** CAP ASSEMBLY - "LEFT BETA/RIGHT BETA"	1	
	29359-28	T	** CAP ASSEMBLY - "LEFT START/RIGHT START"	1	
	29359-34	T	** CAP ASSEMBLY - "EXT. PWR "	1	
29359-46	W	** CAP ASSEMBLY - "L DEICE OFF/R. DEICE OFF"	1		
29359-49	W	** CAP ASSEMBLY - "L. DEICE DOOR/R DEICE DOOR"	1		
49631-02	T	** CAP ASSEMBLY - BLANK	AR		
-68	55357-02		* RETAINER - Light assembly, left	1	31T-7804001 to 31T-8004057 incl
	29364-02	T	* RETAINER - Light assembly, left	1	
	55357-03		* RETAINER - Light assembly, right	1	31T-7804001 to 31T-8004057 incl
	29364-03	T	* RETAINER - Light assembly, right	1	
-69	80570-02		* PLACARD - Annunciator test	1	31T-7804001 to 31T-7804011 incl
	80755-02	Y	* PLACARD - Annunciator test	1	
-70	588 125	Q	* SWITCH - Annunciator test (SA42SDW11-3)	1	
-71	80614-02		* PLACARD - Annunciator Hi-Lo	1	
-72	588 126	Q	* SWITCH - Annunciator Hi-Lo (SA41SEW11-3)	1	
-73	49644-02		* VENTILATOR - Glare shield	6	
-74	424 054		* PIN - Cotter (MS24665-140)	6	
-75	472 793	J	* LIGHT ASSEMBLY - Unpressurized air source indicator (yellow) (801-1030-0333-504)	1	31T-8004020 to 31T-8004057 incl
-76	80825-02	J	* PLACARD - Unpressurized air source	1	31T-8004020 to 31T-8004057 incl
-77	41345-00		PLACARD - Compass erratic	1	
-78	46320-00	Z	GAUGE ASSEMBLY - Gyro pressure	1	
-79	48179-78	AA	PANEL ASSEMBLY - Inverter power switch, illuminated	1	
-80	80772-02		PLACARD - Cabin pressure test switch	1	31T-8004001 to 31T-8004036 incl
-81	80773-02	AA	PLACARD - Mike and phone jacks	1	
-82	556 405		CONTROL ASSEMBLY - Cabin altitude (130374-14)	1	31T-7904001 to 31T-8004036 incl
	29777-02	V	CONTROL ASSEMBLY - Cabin altitude	1	
-83	80696-02		PLACARD - Cabin altitude controller	1	31T-7904001 to 31T-8004036 incl
-84	472 028	J	BULB - (PS10008-327)	1	31T-8004020 to 31T-8004057 incl
-85	80856-02	V	PLACARD - Cabin pressure	1	
-86	472 786	F	LIGHT ASSEMBLY - Windshield overtemp (800-1030-0331-504)	2	31T-8004001 to 31T-8004057 incl

When ordering, always specify Part Number, Description, and Serial Number of Aircraft

PIPER PARTS CATALOG

Figure and Index Number	Part Number	Code	NOMENCLATURE	No. Req.	SERIAL NUMBERS AFFECTED
68B-87	80822-02	F	PLACARD - Left windshield overtemp	1	31T-8004001 to 31T-8004057 incl
	80823-02	F	PLACARD - Right windshield overtemp	1	
-88	571 122	T	KNOB - Plain, defroster control (9CC-2B2)	1	
-89	587 849	M.T	SWITCH - Torque test (30-1)	2	
-90	80949-02	M.T	PLACARD - Torque test	1	
-91	29359-13	T	CAP ASSEMBLY - "L FIRE EXTING INOP "	1	
	29359-14	T	CAP ASSEMBLY - "R FIRE EXTING INOP "	1	
-92	80699-02	W	PLACARD - Aft loading warning	1	

When ordering, always specify Part Number, Description and Serial Number of Aircraft

THIS PAGE INTENTIONALLY LEFT BLANK

PIPER PARTS CATALOG

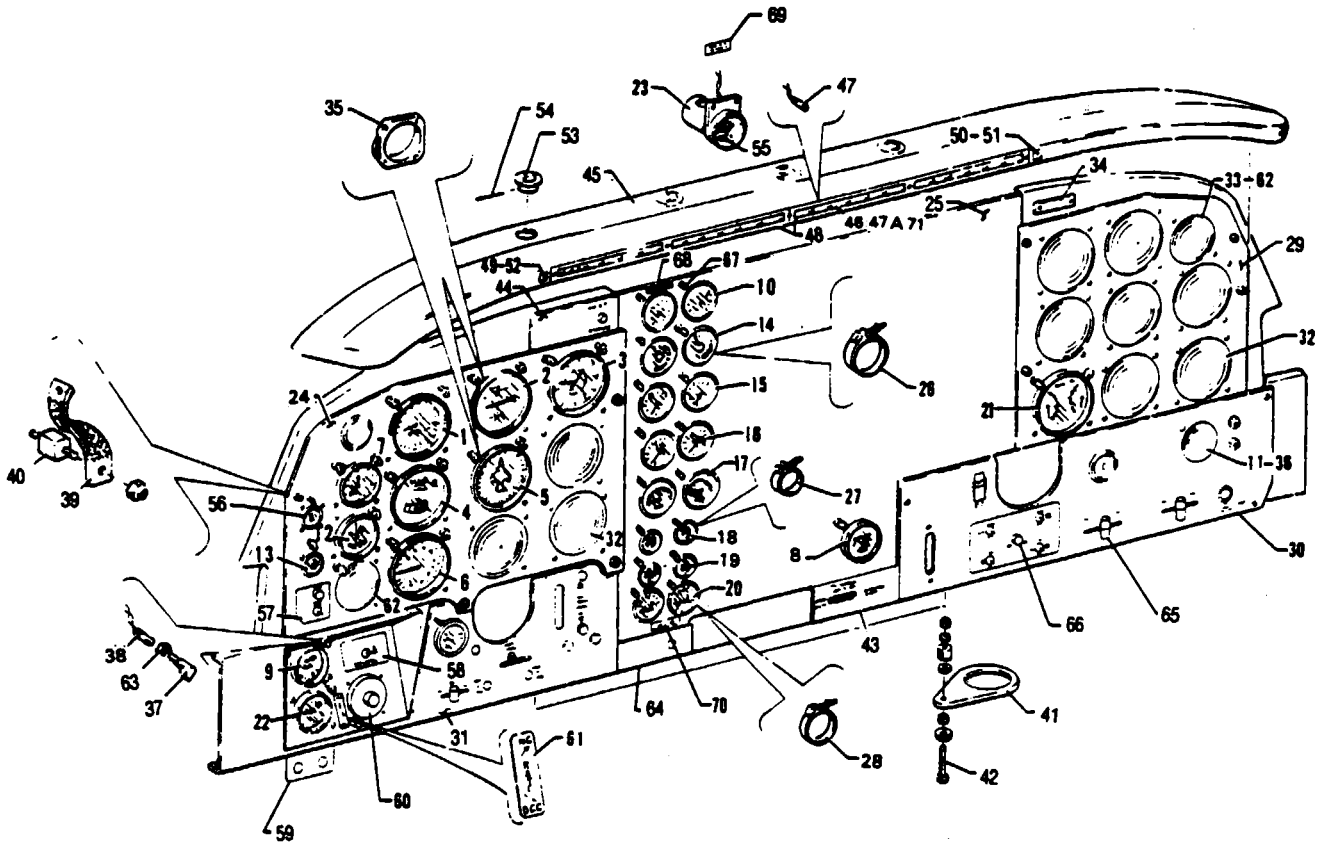


Figure 68C Instrument Panel Installation

REVISED: MAY 1983

PIPER PARTS CATALOG

CODE EXPLANATIONS FOR FIGURE 68C

- A - Used if AutoFeather System is installed on serial numbers 31T-8166033, 31T-8166062 to 31T-8166076 inclusive, 31T-1166001 and up
- B - Used if Butler Cargo Pod is installed.
- C - Used if Butler Cargo Pod is not installed.
- D - If autofeather system is installed on serial numbers 31T-8166033, 31T-8166062 to 31T-8166076 inclusive, 31T-1166001 and up, also order one (1) cap assembly, part number 553 879, with Fall Autofeather legend and one (1) cap assembly, part number 553 880, with Arm Autofeather legend. If engine fire extinguishers are installed also order one (1) cap assembly, part number 29359-13, with "L FIRE EXTING. INOP." legend and one (1) cap assembly part number 29359-14 with "R. FIRE EXTING. INOP." legend.
- E - Used on PA-31T2 with serial numbers 31T-8166004 to 31T-8166076 inclusive, 31T-1166001 and up.
- F - Used on PA-31T2 with serial numbers 31T-8166055 to 31T-8166076 inclusive, 31T-1166001 and up
- G - Requires Installation Kit No. 765 333.

PIPER PARTS CATALOG

Figure and Index Number	Part Number	Code	NOMENCLATURE	No. Req.	SERIAL NUMBERS AFFECTED
68C-	29950		DRAWING - Instrument Panel Installation		
-1	548 570		INDICATOR - Airspeed (PS50099-8-2)	1	
-2	51186-00		INDICATOR - Attitude gyro (electric)	1	
	548 456		INDICATOR - Attitude gyro (air) PS50127-4 (Aeritalia 8.148.019)	1	
	548 459		INDICATOR - Attitude gyro (air) PS50127-7 (R.C Allen/AID RCA 22-8)	1	
	548 461		INDICATOR - Attitude gyro (air) PS50127-9 (Edo-Aire 5000F-8)	1	
	548 463		INDICATOR - Attitude gyro (air) PS50127-11 (Aviation Instruments 700-4CF(6))	1	
	548 464		INDICATOR - Attitude gyro (air) PS50127-12 (Aeritalia 8.148 036)	1	
	55684-02		INDICATOR - Attitude gyro (electric) R C. Allen	1	31T-8166001 to 31T-8166003 incl
	55684-03	E	INDICATOR - Attitude gyro (electric) R.C. Allen	1	
-3	548 331		INDICATOR - Altimeter, sensitive (scale in inches of mercury and millibars) (PS50008-11-2)	1	
		G	INDICATOR - Turn and bank	1	
-4	548 667		INDICATOR - Directional gyro (Aviation Instruments)	1	
-5	48911-00		INDICATOR - Directional gyro (R C. Allen)	1	
	55683-02		INDICATOR - Rate of climb (PS50104-5-6) (United Inst Corp.)	1	
-6	548 602			1	
	29692-02		INDICATOR - Clock digital	1	
-8	49684-02		INDICATOR - Flap position	1	
-9	550 422		INDICATOR - Cabin rate of climb (PS50094-2-2)	1	
-10	548 608		INDICATOR - Engine torque (Weston)	1	
-11	548 088		INDICATOR - Fuel totalizer (3265001-0301)	1	
	41679-02		PLATE - Cover	1	
-12	46457-00		GAUGE ASSEMBLY - Outside air temperature	1	
-13	46319-03		GAUGE - Pneumatic pressure	1	
-14	29468-02		GAUGE ASSEMBLY - Interturbine temperature	2	
-15	29470-02		GAUGE ASSEMBLY - Propeller R P M.	2	
-16	51000-00		GAUGE ASSEMBLY - Engine R.P.M.	2	
-17	49389-02		GAUGE - Fuel flow (3265013-0601)	2	
-18	55569-02		GAUGE ASSEMBLY - Fuel pressure	2	
-19	29466-02		GAUGE ASSEMBLY - Oil pressure	2	
-20	548 101		GAUGE - Oil temperature (PS50100-2-3) (Lewis Engr)	2	
-21	51010-00		GAUGE - Fuel quantity, dual	1	
-22	50589-00		GAUGE - Cabin differential pressure and cabin altitude	1	
-23	42580-00		COMPASS ASSEMBLY	1	
-24	29307-05		PANEL - Instrument, left (standard)	1	
-25	55634-06		PANEL ASSEMBLY - Instrument, center (standard)	1	
-26	554 605		* CLAMP - Instrument mounting (18110-1)	11	
	514 791		* SCREW - (PS10084-38-2)	11	
-27	554 616		* CLAMP - Instrument mounting (64386)	4	
	514 750		* SCREW - (PS10084-27-2)	4	
-28	554 606		* CLAMP - Instrument mounting (50516-3)	2	
	486 153		* SCREW - (PS10084-57)	2	
-29	55906-02		PANEL - Instrument, right	1	
-30	80874-02		PANEL ASSEMBLY - Electroluminescent, controls, right	1	31T-8166001 to 31T-8166054 incl
	80874-03	F	PANEL ASSEMBLY - Electroluminescent, controls, right	1	
-31	80873-02		PANEL ASSEMBLY - Electroluminescent, controls, left	1	
-32	41678-06		PLATE - Cover	10	
-33	29692-02		CLOCK - Digital (co-pilot)	1	

When ordering, always specify Part Number, Description, and Serial Number of Aircraft

PIPER PARTS CATALOG

Figure and Index Number	Part Number	Code	NOMENCLATURE	No. Req.	SERIAL NUMBERS AFFECTED
68C-34	51147-02		PLATE - Cover	1	
-35	40885-04		SPACER - Gyro mounting	2	
-36	51035-00		FLANGE ASSEMBLY - Fuel totalizer mounting	1	
-37	472 742		LIGHT - Bolt (Glar-Ban) (P-65-3-CW-28)	AR	
-38	472 028		* BULB - Bolt light	1	
-39	42034-00		STRAP - Ground	4	
-40	475 109		MOUNT - (J-7219-22)	9	
	477 793		NUT - Cap (26C-02)	9	
-41	54628-03		HOLDER - Crew cup	2	
-42	411 534		SCREW - (MS35207-265)	2	
	408 813		WASHER - Spring (3502-10-79-0511)	2	
	19613-38		WASHER	2	
	80012-06		BUSHING - (.250 O.D.)	2	
	407 564		WASHER - (AN980-10)	2	
	41413-26		BUSHING - (.375 O D)	2	
	404 887		NUT - (MS20365-1032C)	2	
-43	80526-02	C	PLACARD - Static pressure	1	
	81042-02	B	PLACARD - Blank	1	
-44	80556-02		PLACARD - Master caution	1	
-45	29388-03	D	GLARESHIELD ASSEMBLY - Instrument panel	1	
-46	29960-02	D	* LIGHT ASSEMBLY - Annunciator display	1	
-47	472 058		* * BULB - (387)	AR	
-47a	29359-02		* * CAP ASSEMBLY - "L. ENG. DEICE/R. ENG. DEICE"	1	
	29359-03		* * CAP ASSEMBLY - "OIL DR L. ENG/OIL DR R. ENG."	1	
	29359-04		* * CAP ASSEMBLY - "L. ENG. FIRE"	1	
	29359-05		* * CAP ASSEMBLY - "R. ENG. FIRE"	1	
	29359-06		* * CAP ASSEMBLY - "L. ENG. FUEL PRESS."	1	
	29359-07		* * CAP ASSEMBLY - "R. ENG. FUEL PRESS."	1	
	29359-08		* * CAP ASSEMBLY - "L. ENG. OIL PRESS "	1	
	29359-09		* * CAP ASSEMBLY - "R. ENG. OIL PRESS."	1	
	29359-10		* * CAP ASSEMBLY - "L. ENG. OIL TEMP "	1	
	29359-11		* * CAP ASSEMBLY - "R. ENG. OIL TEMP "	1	
	29359-12		* * CAP ASSEMBLY - "FLAP"	1	
	29359-16		* * CAP ASSEMBLY - "INVERTER POWER"	1	
	29359-17		* * CAP ASSEMBLY - "L. GEN. INOP."	1	
	29359-18		* * CAP ASSEMBLY - "R. GEN. INOP "	1	
	29359-19		* * CAP ASSEMBLY - "BATTERY OVER TEMP "	1	
	29359-20		* * CAP ASSEMBLY - "ANN. POWER"	1	
	29359-21		* * CAP ASSEMBLY - "CABIN PRESS."	1	
	29359-23		* * CAP ASSEMBLY - "CABIN DR. UNSAFE"	1	
	29359-24		* * CAP ASSEMBLY - "NOSE/BAG. DR. AJAR"	1	
	29359-26		* * CAP ASSEMBLY - "LEFT IGN./RIGHT IGN."	1	
	29359-27		* * CAP ASSEMBLY - "LEFT BETA/RIGHT BETA"	1	
	29359-28		* * CAP ASSEMBLY - "LEFT START/RIGHT START"	1	
	29359-37		* * CAP ASSEMBLY - "BLEED L. OFF/BLEED R. OFF"	1	
	29359-38		* * CAP ASSEMBLY - "L. BLEED HOT"	1	
	29359-39		* * CAP ASSEMBLY - "R. BLEED HOT"	1	
	29359-40		* * CAP ASSEMBLY - "ECS OVER TEMP "	1	
	29359-45		* * CAP ASSEMBLY - "ECS REG. BYPASS"	1	
	29359-47		* * CAP ASSEMBLY - "HI BLEED ON"	1	
	49631-02		* * CAP ASSEMBLY - BLANK	AR	
-48	29364-02		* RETAINER - Light assembly, left	1	
	29364-03		* RETAINER - Light assembly, right	1	
-49	588 125		* * SWITCH - Annunciator test (SA42SDW11-3)	1	
-50	588 126		* * SWITCH - Annunciator Hi-Lo (SA41SEW11-3)	1	

When ordering, always specify Part Number, Description and Serial Number of Aircraft

PIPER PARTS CATALOG

Figure and Index Number	Part Number	Code	NOMENCLATURE	No. Req.	SERIAL NUMBERS AFFECTED
68C-51	80614-02		* PLACARD - Annunciator Hi-Lo	1	
-52	80755-02		* PLACARD - Annunciator test	1	
-53	49644-02		* VENTILATOR - Glareshield	6	
-54	424 054		* PIN - Cotter (MS24665-140)	6	
-55	41345-00		PLACARD - Compass erratic	1	
-56	46320-00		GAUGE ASSEMBLY - Gyro pressure	1	
-57	48179-78		PANEL ASSEMBLY - Inverter power switch, illuminated	1	
	588 120		SWITCH - Power inverter	1	
-58	80772-02		PLACARD - Cabin pressure test switch	1	
-59	80773-02		PLACARD - Mike and phone jacks	1	
-60	556 405		CONTROL ASSEMBLY - Cabin altitude (130374-14)	1	
-61	80696-02		PLACARD - Cabin altitude controller	1	
-62	41679-02		PLATE - Cover	2	
-63	556 743		WIRE AND NUT ASSEMBLY - Bolt light (5954-8ND-2)	AR	
-64	81011-02		PLACARD Prop. synchrophaser	1	
	01119-02	A	PANEL - Electroluminescent, Autofeather/Prop sync.	1	
-65	58299-04		KNOB - Half, cabin air selector (countersunk)	1	
	58299-05		KNOB - Half, cabin air selector (threaded)	1	
-66	571 162		KNOB - Cabin comfort (RB-67-1-SB-M)	1	
-67	587 849		SWITCH - Torque test (30-1)	2	
-68	80949-02		PLACARD - Torque test	1	
-69	80970-02		PLACARD - Compass erratic/ground blower	1	
-70	81039-02	B	PLACARD - Static pressure	1	
-71	553 879		CAP ASSEMBLY - "FAIL AUTOFEATHER"	1	
	553 880		CAP ASSEMBLY - "ARM AUTOFEATHER"	1	
	29359-13		CAP ASSEMBLY - "L FIRE EXTING. INOP."	1	
	29359-14		CAP ASSEMBLY - "R. FIRE EXTING. INOP "	1	

When ordering, always specify Part Number, Description, and Serial Number of Aircraft

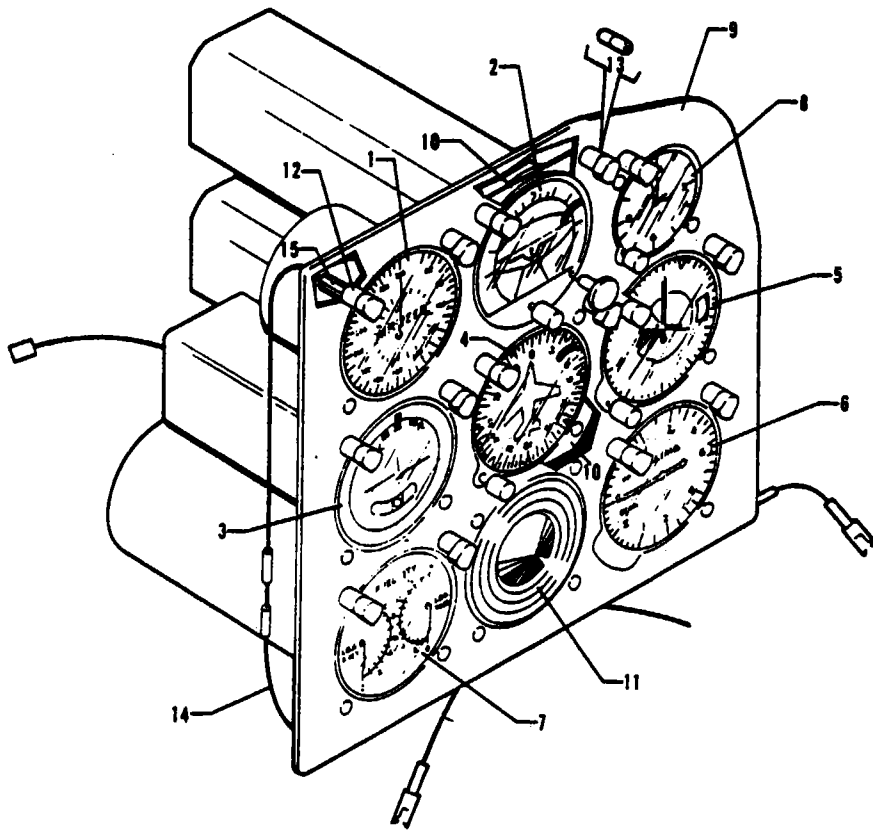


Figure 69. Dual Instrument Panel Installation

PIPER PARTS CATALOG

CODE EXPLANATIONS FOR FIGURE 69

- A - Used on PA-31T only
- B - Used on PA-31T1 only
- C - Used on PA-31T2 only
- D - If special instruments and/or avionics are installed, check part number stamped on back of panel and order that part number
- E - Used on PA-31T with serial numbers 31T-7820001 and up, PA-31T1 and PA-31T2
- F - Used on PA-31T with serial numbers 31T-7400002 to 31T-7920094 inclusive, and PA-31T1 with serial numbers 31T-7804001 to 31T-7904057 inclusive
- G - Used on PA-31T with serial numbers 31T-7920053, 31T-8020001 to 31T-8020054 inclusive, PA-31T1 with serial numbers 31T-8004001 to 31T-8004037 inclusive
- H - Used on PA-31T with serial numbers 31T-8020055 and up, and PA-31T1 with serial numbers 31T-8004038 to 31T-8304003 inclusive, 31T-1104004 and up
- J - Used on PA-31T with serial numbers 31T-7820001 to 31T-7920052 inclusive, 31T-7920054 to 31T-7920094 inclusive, and PA-31T1 with serial numbers 31T-7804001 to 31T-7904057 inclusive
- K - No longer available Order part number 55684-02 as a replacement
- L - Used if wing tip tanks are installed
- M - See appropriate Figure in Electronics Section if Autopilot is installed on PA-31T with serial numbers 31T-7400002 to 31T-8020092 inclusive, and PA-31T1 with serial numbers 31T-7804001 to 31T-8004057 inclusive Refer to the Avionics Drawing Index List and the appropriate drawings supplied with each aircraft for replacement parts on PA-31T with serial numbers 31T-8120001 and up, PA-31T1 with serial numbers 31T-8104001 to 31T-8304003 inclusive, 31T-1104004 and up and PA-31T2
- N - Used if wing tip tanks are not installed
- O - Order part for serial numbers 31T-8104001 to 31T-8104101 inclusive if airspeed indicator has been modified per Service Letter 924
- P - Also used on serial numbers 31T-7804001 to 31T-8004057 inclusive if airspeed indicator has been modified per Service Letter 924.
- Q - Used on PA-31T1 with serial numbers 31T-8304001 to 31T-8304003 inclusive, 31T-1104004 and up

PIPER PARTS CATALOG

Figure and Index Number	Part Number	Code	NOMENCLATURE	No. Req.	SERIAL NUMBERS AFFECTED
69-	50907		DRAWING - Dual Instrument Panel Installation		
-1	548 022	A	INDICATOR - Airspeed (PS50099-3-2)	1	31T-7400002 to 31T-7620057 incl
	548 148	A	INDICATOR - Airspeed (PS50099-4-2)	1	31T-7720001 and up
	548 259	B.O	INDICATOR - Airspeed (PS50099-5-2)	1	31T-7804001 to 31T-8004057 incl
	548 543	B.L.P	INDICATOR - Airspeed (PS50099-6-2)	1	31T-8104001 to 31T-8104101 incl
	548 544	B.N.P	INDICATOR - Airspeed (PS50099-7-2)	1	31T-8104001 to 31T-8104101 incl
	548 543	Q	INDICATOR - Airspeed (PS50099-6-2)	1	
	548 570	C	INDICATOR - Airspeed (PS50099-8-2)	1	
-2	51186-00	K,M	INDICATOR - Attitude gyro (electric) (A I M)	1	
	55684-02	M	INDICATOR - Attitude gyro (electric) (R C Allen)	1	
	55684-03	M	INDICATOR - Attitude gyro (electric) (R C Allen)	1	
	46912-00	M	INDICATOR - Attitude gyro (electric) (A I M)	1	
	548 459		INDICATOR - Attitude gyro (air driven) PS50127-7 (R C Allen/AID, RCA22-8)	1	
-3	43220-00		INDICATOR - Turn and bank (R C Allen) (electric)	1	
	548 757		INDICATOR - Turn and bank (electric) PS50128-22 (United Instrument 9561)	1	
	548 452		INDICATOR - Turn coordinator (electric) PS50128-16 (Mitchell 52D75-10)	1	
	44378-00	F	INDICATOR - Turn coordinator (R C Allen) (electric)	1	
-4	46911-00	M	INDICATOR - Directional gyro (Aviation Instruments)	1	
	55683-02	M	INDICATOR - Directional gyro (R C Allen)	1	
	548 321		INDICATOR - Directional gyro (air driven) PS50126-2 (Aeritalia 8 143 015)	1	
	548 435		INDICATOR - Directional gyro (air driven) PS50126-5 (Edo-Aire 4000B-26)	1	
-5	550 489	A,B	INDICATOR - Altimeter, sensitive (scale in inches of mercury) (PS50008-4-2)	1	
	548 331		INDICATOR - Altimeter, sensitive (scale in inches of mercury and millibars) (PS50008-11-2)	1	
-6	550 808		INDICATOR - Rate of climb (PS50104-3-3)	1	
	548 602		INDICATOR - Rate of climb (PS50104-5-6)	1	
-7	51010-00		GAUGE - Fuel quantity, dual	1	
-8	51478-00	J	INDICATOR - Clock	1	
	29202-02	G	INDICATOR - Clock, digital	1	
	29692-02	H	INDICATOR - Clock, digital	1	
-9	50976-00	A,D	PANEL - Instrument, right	1	31T-7400002 to 31T-7720069 incl
	55906-03	D,E	PANEL - Instrument, right	1	
-10	40885-04		SPACER - Gyro mounting	2	
-11	41678-06		PLATE - Cover	1	
-12	472 742		LIGHT - Bolt (Glar-Ban) (P-65-3-CW-28)	15	
-13	472 028		* BULB - Bolt lite (327)	1	
-14	51014-00		HARNESSE ASSEMBLY - Bolt lite	1	
-15	556 743		* WIRE AND NUT ASSEMBLY - Bolt lite (5954-8ND-2)	18	

When ordering, always specify Part Number, Description and Serial Number of Aircraft

PIPER PARTS CATALOG

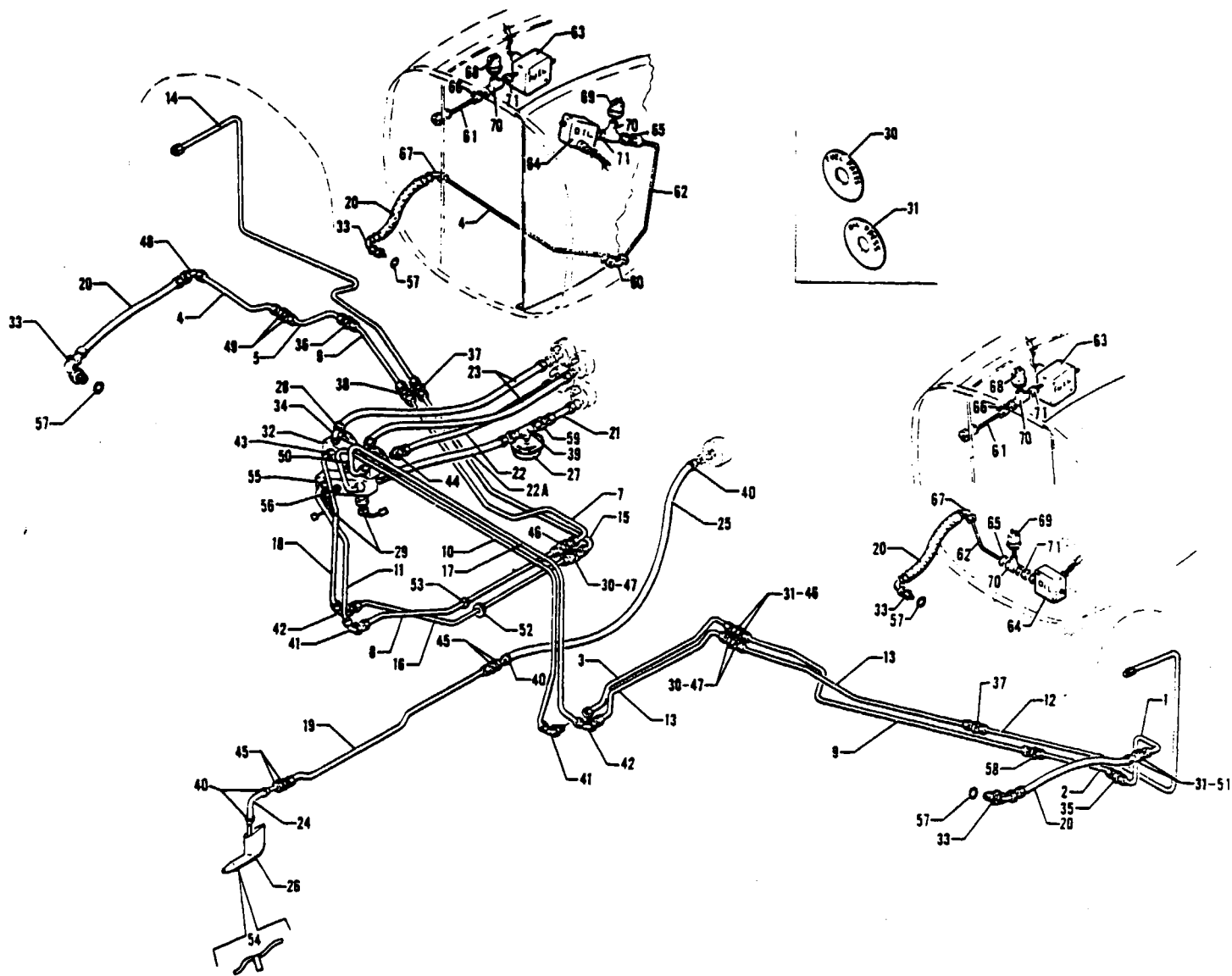


Figure 70 Miscellaneous Air and Fluid Lines Installation

REVISED: FEBRUARY 1981

PIPER PARTS CATALOG

CODE EXPLANATIONS FOR FIGURE 70

- A - Used on PA-31T only
- B - Used on PA-31T with serial numbers 31T-7820001 and up, PA-31T1, and PA-31T2
- C - Used on PA-31T with serial numbers 31T-7820001 to 31T-8120035 inclusive, PA-31T1 with serial numbers 31T-7804001 to 31T-8104038 inclusive, and PA-31T2 with serial numbers 31T-8166001 to 31T-8166005 inclusive
- D - Used on PA-31T with serial numbers 31T-8120036 and up, PA-31T1 with serial numbers 31T-8104039 to 31T-8104101 inclusive, and PA-31T2 with serial numbers 31T-8166006 to 31T-8166076 inclusive, 31T-1166001 and up
- E - Used on PA-31T with serial numbers 31T-7820001 and up, PA-31T1 with serial numbers 31T-7804001 to 31T-8104101 inclusive, and PA-31T2
- F - Used on PA-31T1 with serial numbers 31T-8304001 to 31T-8304003 inclusive, 31T-1104004 and up

PIPER PARTS CATALOG

Figure and Index Number	Part Number	Code	NOMENCLATURE	No. Req.	SERIAL NUMBERS AFFECTED
70-	50573		DRAWING - Miscellaneous Air and Fluid Lines Installation		
-1	50585-00	A	LINE ASSEMBLY - Oil pressure	1	31T-7400002 to 31T-7720069 incl
-2	50492-00	A	LINE ASSEMBLY - Oil pressure	1	31T-7400002 to 31T-7520027 incl.
	50492-02	A	LINE ASSEMBLY - Oil pressure	1	31T-7520028 to 31T-7720069 incl.
-3	46420-00	A	LINE ASSEMBLY - Oil pressure	1	31T-7400002 to 31T-7720069 incl.
-4	50581-00		LINE ASSEMBLY - Oil pressure	1	
-5	50583-00	A	LINE ASSEMBLY - Oil pressure	1	31T-7400002 to 31T-7720069 incl.
-6	50584-03	A	LINE ASSEMBLY - Oil pressure	1	31T-7400002 to 31T-7720069 incl.
-7	50584-02	A	LINE ASSEMBLY - Oil pressure	1	31T-7400002 to 31T-7720069 incl.
-8	46490-02	A	LINE ASSEMBLY - Oil pressure	1	31T-7400002 to 31T-7720069 incl.
-9	22673-72	A	LINE ASSEMBLY - Oil pressure	1	31T-7400002 to 31T-7720069 incl.
-10	46411-05	A	LINE ASSEMBLY - Oil pressure	1	31T-7400002 to 31T-7720069 incl.
-11	50855-00	A	LINE ASSEMBLY - Oil pressure	1	31T-7400002 to 31T-7720069 incl.
-12	80004-07	A	LINE ASSEMBLY - Fuel pressure	1	31T-7400002 to 31T-7720069 incl.
-13	22673-40	A	LINE ASSEMBLY - Fuel pressure	2	31T-7400002 to 31T-7720069 incl.
-14	80004-06	A	LINE ASSEMBLY - Fuel pressure	1	31T-7400002 to 31T-7720069 incl.
-15	80004-04	A	LINE ASSEMBLY - Fuel pressure	1	31T-7400002 to 31T-7720069 incl.
-16	22673-53	A	LINE ASSEMBLY - Fuel pressure	1	31T-7400002 to 31T-7720069 incl.
-17	80004-05	A	LINE ASSEMBLY - Fuel pressure	1	31T-7400002 to 31T-7720069 incl.
-18	22673-51	A	LINE ASSEMBLY - Fuel pressure	1	31T-7400002 to 31T-7720069 incl.
-19	54855-02		LINE ASSEMBLY - Instrument air pressure	1	
-20	39995-22		HOSE ASSEMBLY - Oil pressure, flexible	2	
-21	39999-12	A	HOSE ASSEMBLY - Oil pressure, flexible (4 1/2" L)	1	31T-7400002 to 31T-7520042 incl.
	39999-21	A	HOSE ASSEMBLY - Oil pressure, flexible (40" L)	1	31T-7520043 to 31T-7720069 incl.
-22	17766-40	A	HOSE ASSEMBLY - Oil pressure, flexible	2	31T-7400002 to 31T-7720069 incl.
-22a	39999-16	A	HOSE ASSEMBLY - Oil pressure, flexible	1	31T-7400002 to 31T-7520042 incl.
-23	39999-15	A	HOSE ASSEMBLY - Fuel pressure, flexible	2	31T-7400002 to 31T-7720069 incl.
-24	49998-09		HOSE - Instrument air, pressure	1	
-25	49998-10		HOSE - Instrument air, pressure	1	
-26	46771-00		TUBE ASSEMBLY - Heated pitot	1	
-27	41511-00	A	SWITCH ASSEMBLY - Pressure sensing (487 885)	1	31T-7400002 to 31T-7520042 incl
-28	587 778	A	SWITCH ASSEMBLY - Pressure sensing (50887-00)	2	31T-7400002 to 31T-7720069 incl.
-29	587 961	A	SWITCH ASSEMBLY - Pressure sensing	2	31T-7400002 to 31T-7720069 incl.
-30	40849-07	A	PLACARD - "Fuel Pressure"	4	31T-7400002 to 31T-7720069 incl.
-31	40849-16		PLACARD - "Oil Pressure"	5	
-32	50653-00	A	BLOCK - Fuel and oil pressure	1	31T-7400002 to 31T-7720069 incl.
-33	50527-00		REDUCER - Oil pressure (Special)	2	
-34	458 845	A	ELBOW - 45° (AN823-2D)	2	31T-7400002 to 31T-7720069 incl.
-35	491 050	A	UNION - (AN815-4D)	1	31T-7400002 to 31T-7520027 incl
	484 351	A	REDUCER - (AN919-2D)	1	31T-7520028 to 31T-7720069 incl.
-36	484 351	A	REDUCER - (AN919-2D)	1	31T-7400002 to 31T-7720069 incl
-37	491 048	A	UNION - (AN815-2D)	2	31T-7400002 to 31T-7720069 incl
-38	491 049	A	UNION - (AN815-3D)	1	31T-7400002 to 31T-7720069 incl.
-39	488 474	A	TEE - (AN917-1D)	1	31T-7400002 to 31T-7520042 incl.
-40	454 983		CLAMP - (8 SAE Type "E")	4	
-41	458 909	A	ELBOW - 45° (AN837-3D)	2	31T-7400002 to 31T-7720069 incl.
	407 567	A	WASHER - (AN960-616)	2	31T-7400002 to 31T-7720069 incl.
	477 617	A	NUT - (AN924-3D)	2	31T-7400002 to 31T-7720069 incl
-42	458 947	A	ELBOW - 45° (AN837-2D)	2	31T-7400002 to 31T-7720069 incl
	407 566	A	WASHER - (AN960-516)	2	31T-7400002 to 31T-7720069 incl
	477 619	A	NUT - (AN924-2D)	2	31T-7400002 to 31T-7720069 incl
-43	476 649	A	NIPPLE - (AN816-2D)	2	31T-7400002 to 31T-7720069 incl.
-44	476 647	A	NIPPLE - (AN816-3D)	2	31T-7400002 to 31T-7720069 incl.
-45	451 853		ADAPTER - (AN807-4D)	4	31T-7400002 to 31T-7720069 incl.
	407 568		WASHER - (AN960-716)	2	
	477 618		NUT - (AN924-4D)	2	

When ordering, always specify Part Number, Description and Serial Number of Aircraft

PIPER PARTS CATALOG

Figure and Index Number	Part Number	Code	NOMENCLATURE	No. Req.	SERIAL NUMBERS AFFECTED
70-46	491 059	A	UNION - (AN832-3D)	2	31T-7400002 to 31T-7720069 incl
	407 567	A	WASHER - (AN960-616)	2	31T-7400002 to 31T-7720069 incl
	477 617	A	NUT - (AN924-3D)	2	31T-7400002 to 31T-7720069 incl
-47	491 058	A	UNION - (AN832-2D)	2	31T-7400002 to 31T-7720069 incl
	407 566	A	WASHER - (AN960-516)	2	31T-7400002 to 31T-7720069 incl
	477 619	A	NUT - (AN924-2D)	2	31T-7400002 to 31T-7720069 incl
-48	458 934	A	ELBOW - 90° (AN833-4)	1	31T-7400002 to 31T-7720069 incl
	407 568	A	WASHER - (AN960-716)	1	31T-7400002 to 31T-7720069 incl
	477 629	A	NUT - (AN924-4)	1	31T-7400002 to 31T-7720069 incl
-49	491 060	A	UNION - (AN832-4D)	1	31T-7400002 to 31T-7720069 incl
	477 618	A	NUT - (AN924-4D)	1	31T-7400002 to 31T-7720069 incl
-50	401 273		BOLT - (AN3-14A)	1	
	407 564		WASHER - (AN960-10)	1	
	404 887		NUT - (MS20365-1032C)	1	
-51	491 063	A	UNION - (AN832-4)	1	31T-7400002 to 31T-7720069 incl
	477 629	A	NUT - (AN924-4)	1	31T-7400002 to 31T-7720069 incl
-52	434 119	A	GROMMET - (MS35489-2S)	1	31T-7400002 to 31T-7720069 incl
-53	434 168	A	GROMMET - (MS35489-5S)	1	31T-7400002 to 31T-7720069 incl
-54	43561-00		COVER ASSEMBLY - Pitot tube	1	
-55	50653-02	A	BLOCK - Fuel and oil pressure	1	31T-7400002 to 31T-7720069 incl
-56	401 274	A	BOLT - (AN3-15A)	1	31T-7400002 to 31T-7720069 incl
	407 564		WASHER - (AN960-10)	1	
	404 887		NUT - (MS20365-1032C)	1	
-57	484 841		RING - "O" (NAS1593-213)	2	
-58	484 351	A	REDUCER - (AN919-2D)	1	31T-7400002 to 31T-7520027 incl
	491 049	A	UNION - (AN815-3D)	1	31T-7520028 to 31T-7720069 incl
-59	476 647	A	NIPPLE - (AN816-3D)	2	31T-7400002 to 31T-7520042 incl
-60	458 900	B	ELBOW - (AN833-4D)	1	
	477 618	B	NUT - (AN924-4D)	1	
-61	80024-52	B	LINE ASSEMBLY - Fuel pressure	2	
-62	49738-02	E	LINE ASSEMBLY - Oil pressure, left	1	
	01865-02	F	LINE ASSEMBLY - Oil pressure, left	1	
	49737-02	C	LINE ASSEMBLY - Oil pressure, right	1	
	01180-02	D	LINE ASSEMBLY - Oil pressure, right	1	
	01868-02	F	LINE ASSEMBLY - Oil pressure, right	1	
-63	55819-02	B	TRANSDUCER - Fuel pressure	2	
-64	55818-02	B	TRANSDUCER - Oil pressure	2	
-65	476 648	B	NIPPLE - (AN816-4D)	2	
-66	476 647	B	NIPPLE - (AN816-3D)	2	
-67	458 934	B	ELBOW - (AN833-4) 90°	2	
	407 568	B	WASHER - (AN960-716)	2	
	477 629	B	NUT - (AN924-4)	2	
-68	587 778	B	SWITCH ASSEMBLY - Fuel pressure (50887-00)	2	
-69	587 961	B	SWITCH - Oil pressure (M-4011-35)	2	
-70	488 474	B	TEE - (AN917-1D)	4	
-71	476 643	B	NIPPLE - (AN911-1D)	4	

When ordering, always specify Part Number, Description and Serial Number of Aircraft

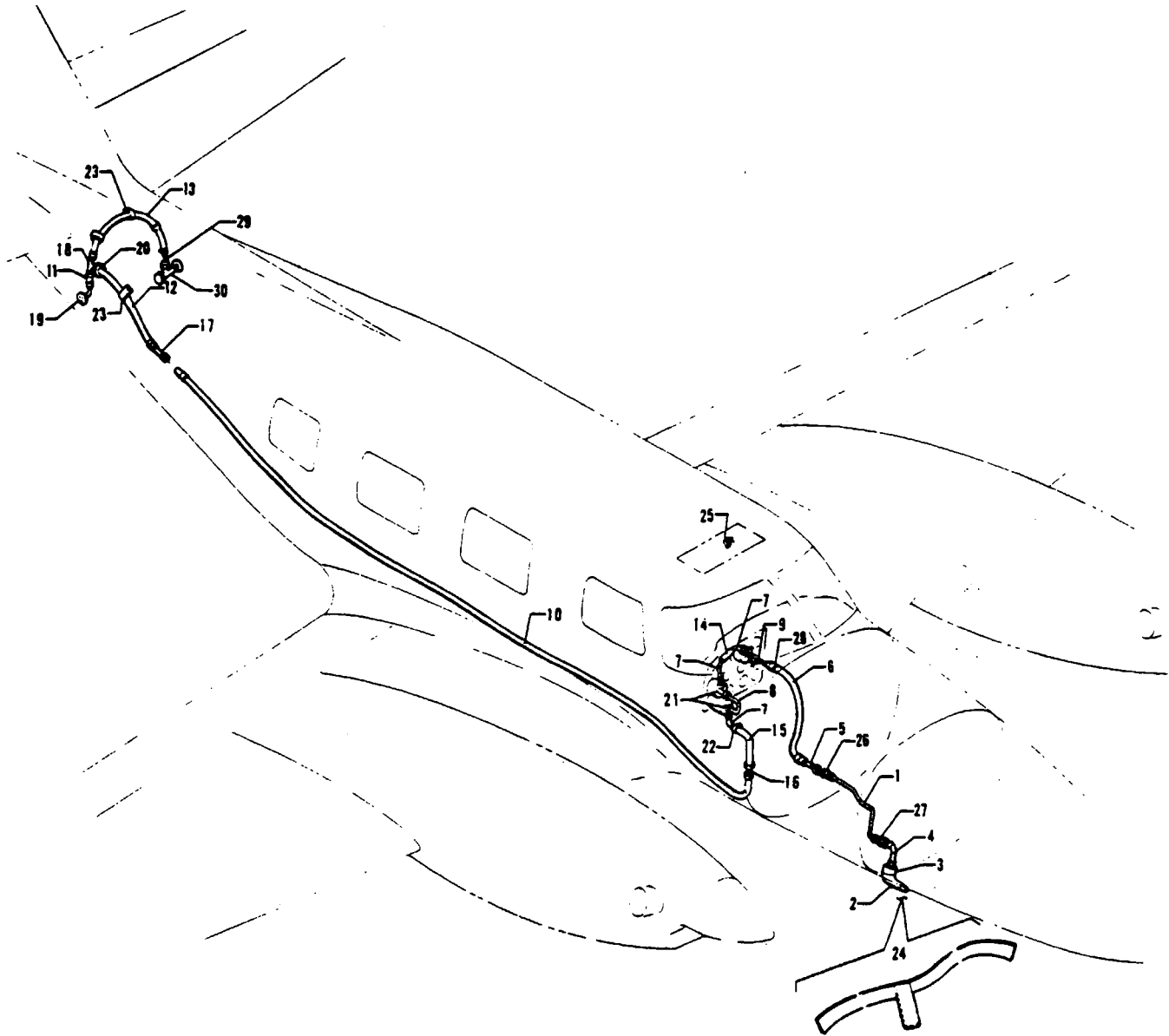


Figure 71 Dual Instrument Air System Installation

REVISED: FEBRUARY 1981

2K13

PA-31T
PA-31T1
PA-31T2

PIPER PARTS CATALOG

CODE EXPLANATIONS FOR FIGURE 71

- A - Used on PA-31T only.
- B - Used on PA-31T1 only.
- C - Used on PA-31T2 only.

PIPER PARTS CATALOG

Figure and Index Number	Part Number	Code	NOMENCLATURE	No. Req.	SERIAL NUMBERS AFFECTED
71-	50907 50573		DRAWING - Dual Instrument Panel Installation DRAWING - Miscellaneous Air and Fluid Lines Installation		
-1	54855-02		LINE ASSEMBLY - Instrument air pressure, right	1	
-2	46771-00		TUBE ASSEMBLY - Heated pitot	1	
-3	41468-05		MAST ASSEMBLY - Pitot tube	1	
-4	49998-09		HOSE - Instrument air pressure	1	
-5	46723-00		LINE ASSEMBLY - Static pressure	1	
-6	49998-10		HOSE - Instrument air pressure	1	
-7	46722-00		LINE ASSEMBLY - Static pressure	3	
-8	46713-00		LINE ASSEMBLY - Static pressure	1	
-9	17881-06		LINE ASSEMBLY - Static pressure (fittings one end)	1	
-10	80007-52	A,B	HOSE - Static pressure	1	
	80007-48	C	HOSE - Static pressure	1	
-11	80007-55		HOSE - Static pressure	1	
-12	80007-53		HOSE - Static pressure	1	
-13	80007-54		HOSE - Static pressure	1	
-14	80007-10		HOSE - Static pressure	1	
-15	80007-13		HOSE - Static pressure	1	
-16	45222-00		TUBE ASSEMBLY - Static air	1	
-17	46810-00		LINE ASSEMBLY - Static air	1	
-18	47652-00		TEE - Static air	1	
-19	41995-00		FITTING ASSEMBLY - Static line vent, left	1	
	47695-00		FITTING ASSEMBLY - Static line vent, right	1	
-20	434 138		GROMMET - (MS35489-17)	1	
-21	488 316		TEE - (MS20826-4D)	2	
-22	554 778		CLAMP - (SAE TY F-4SS)	14	
-23	47721-00		CLAMP	4	
-24	43561-00		COVER ASSEMBLY - Pitot tube	1	
-25	47664-02		SWITCH - Right pitot heat	1	
-26	491 060		UNION - (AN832-4D)	1	
	407 568		WASHER - (AN960-716)	1	
	477 618		NUT - (AN924-4D)	1	
-27	451 853		ADAPTER - (AN807-4D)	1	
	407 568		WASHER - (AN960-716)	1	
	477 618		NUT - (AN924-4D)	1	
-28	554 778		CLAMP - Pitot air (SAE TY F-4SS)	1	
-29	51376-00		LINE ASSEMBLY - Static pressure	1	
-30	488 316		TEE - (MS20826-4D)	1	
	454 173		CAP - (AN929-4)	1	

When ordering, always specify Part Number, Description and Serial Number of Aircraft

PIPER PARTS CATALOG

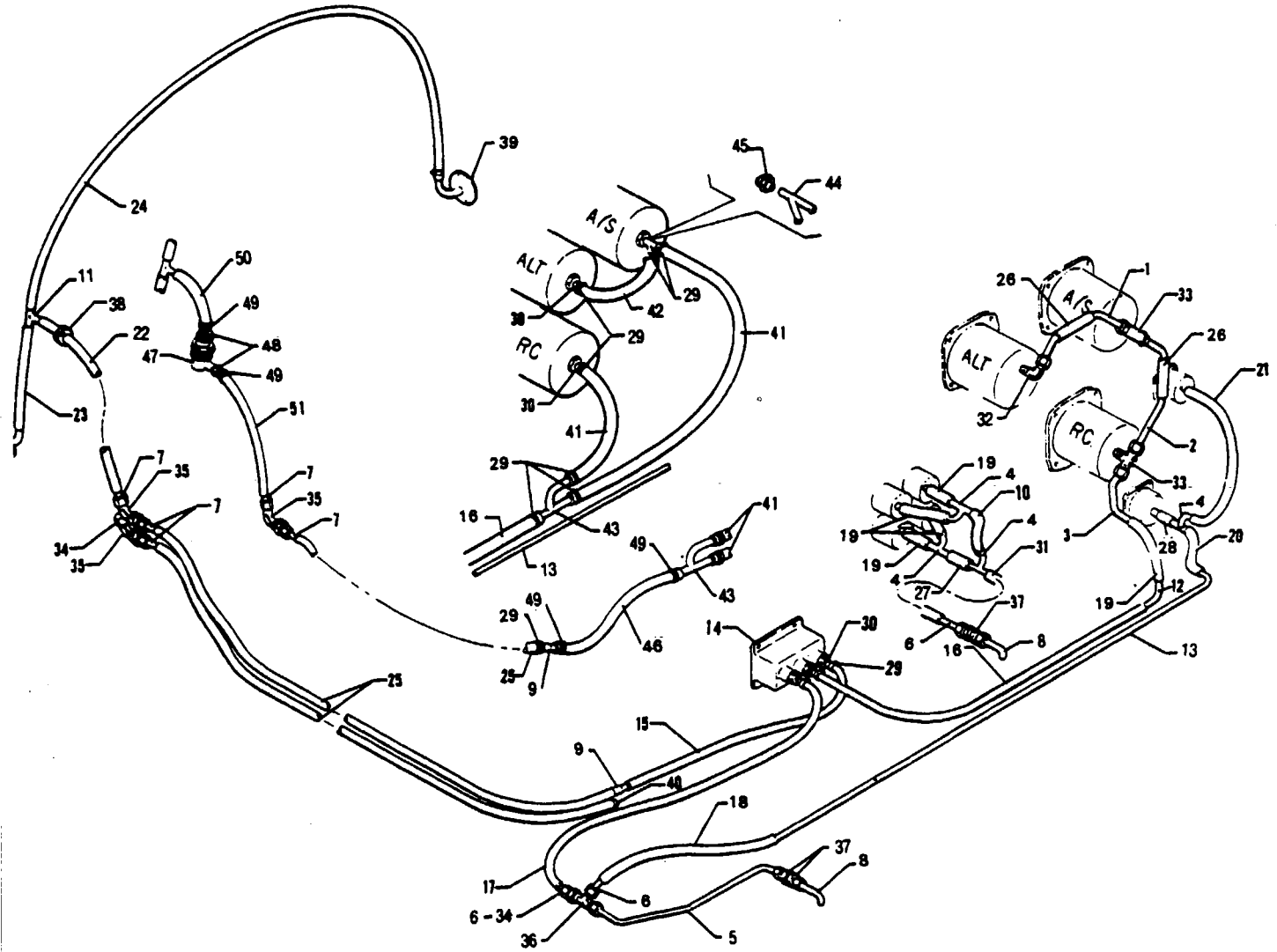


Figure 72. Static Air System Installation

REVISED: MAY 1983

2K16

PA-31T
PA-31T1
PA-31T2

PIPER PARTS CATALOG

CODE EXPLANATIONS FOR FIGURE 72

- A - Used on PA-31T only
- B - Used on PA-31T1 only
- C - Used on PA-31T2 only
- D - Used on PA-31T with serial numbers 31T-7820001 and up, PA-31T1, and PA-31T2
- E - Used on PA-31T with serial numbers 31T-7400002 to 31T-7920010 inclusive, and PA-31T1 with serial numbers 31T-7804001 to 31T-7904002 inclusive
- F - Used on PA-31T with serial numbers 31T-7920011 and up, PA-31T1 with serial numbers 31T-7904003 to 31T-8304003 inclusive, 31T-1104004 and up, and PA-31T2
- G - Used on PA-31T with serial numbers 31T-7820001 to 31T-7920010 inclusive, and PA-31T1 with serial numbers 31T-7804001 to 31T-7904002 inclusive
- H - See Figure 136 if Altimatic M-4D, F/D Autopilot is installed on PA-31T with serial numbers 31T-7400002 to 31T-8020092 inclusive Refer to the Avionics Drawing Index List and the appropriate drawings supplied with each aircraft for replacement parts on PA-31T with serial numbers 31T-8120001 and up
- J - See Figure 137 if Sperry (SPZ-200) Autopilot F/D is installed on PA-31T with serial numbers 31T-7400002 to 31T-8020038 inclusive, or Figure 137C if Sperry (SPZ-200A) Autopilot F/D is installed on PA-31T with serial numbers 31T-8020039 to 31T-8020092 inclusive Refer to the Avionics Drawing Index List and the appropriate drawings supplied with each aircraft for replacement parts on PA-31T with serial numbers 31T-8120001 and up
- K - Used if Butler Cargo Pod is installed
- L - Used if Butler Cargo Pod is not installed
- M - Used on PA-31T2 with serial numbers 31T-8166051, 31T-8166064 to 31T-8166076 inclusive, 31T-1166001 and up

PIPER PARTS CATALOG

Figure and Index Number	Part Number	Code	NOMENCLATURE	No. Req.	SERIAL NUMBERS AFFECTED
72-	50880		DRAWING - Static Air System Installation		
-1	46720-00	E	LINE ASSEMBLY - Static pressure	1	
-2	46716-00	E	LINE ASSEMBLY - Static pressure	1	
-3	46715-00	E	LINE ASSEMBLY - Static pressure	1	
-4	16632-00	A	TUBE - Static pressure	4	31T-7400002 to 31T-7720069 incl
	16632-00	D	TUBE - Static pressure	1	
-5	46732-00	A	LINE ASSEMBLY - Static pressure	1	
-6	46723-00	A	LINE ASSEMBLY - Static pressure	3	31T-7400002 to 31T-7720069 incl
	46723-00	D,L	LINE ASSEMBLY - Static pressure	2	
	46723-00	K,M	LINE ASSEMBLY - Static pressure	1	
-7	46810-00		LINE ASSEMBLY - Static pressure	3	
-8	54407-02	A	LINE ASSEMBLY - Static pressure, left	1	
	46876-00		LINE ASSEMBLY - Static pressure, right	1	
-9	45222-00		LINE ASSEMBLY - Static pressure	1	
-10	80007-18	A	HOSE - Static pressure	1	31T-7400002 to 31T-7720069 incl
-11	47652-00		LINE ASSEMBLY - Tee	1	
-12	54704-02	A	TUBE - Static air	1	31T-7400002 to 31T-7720069 incl
-13	50608-02		MANIFOLD ASSEMBLY - Static air	1	
-14	51049-00	L	VALVE - Static air pressure	1	
-15	80007-13	L	HOSE - Static pressure	1	
-16	80007-29	L	HOSE - Static pressure	1	
-17	80007-12	L	HOSE - Static pressure	1	
-18	80007-11		HOSE - Static pressure	1	
-19	80007-07	A	HOSE - Static pressure	6	31T-7400002 to 31T-7720069 incl
	80007-07	G	HOSE - Static pressure	1	
-20	80007-36		HOSE - Static pressure	1	
-21	80007-06		HOSE - Static pressure	1	
-22	80007-53	L	HOSE - Static pressure	1	
-23	80007-55		HOSE - Static pressure	1	
-24	80007-54	J	HOSE - Static pressure	1	
-25	80007-52	A,B	HOSE - Static pressure	2	
	80007-48	C	HOSE - Static pressure	2	
-26	80000-02	E	HOSE - Static pressure	2	
-27	80007-17	A	HOSE - Static pressure	1	31T-7400002 to 31T-7720069 incl
-28	80007-11	D	HOSE - Static pressure	1	
-29	554 778		CLAMP - (SAE TY F-4SS)	29	
-30	451 857	L	ADAPTER - (AN840-4D)	5	
	451 857	K,M	ADAPTER - (AN840-4D)	2	
-31	80007-19	A	HOSE - Static pressure	1	31T-7400002 to 31T-7720069 incl
-32	458 894	E	ELBOW - (AN822-4D)	1	
-33	488 499	E	TEE - (AN825-4D)	2	
-34	454 299	L	CAP ASSEMBLY - (AN929-6)	1	
	454 299	K,M	CAP ASSEMBLY - (AN929-6)	2	
-35	407 567		WASHER - (AN960-616)	2	
	458 913		ELBOW - 45° (AN837-6D)	2	
	477 620		NUT - (AN924-6D)	2	
-36	488 311		TEE - (AN804-4D)	1	
	407 468		WASHER - (AN960-716)	1	
	477 618		NUT - (AN924-4D)	1	
-37	491 060	A	UNION - (AN832-4D)	2	31T-7400002 to 31T-7720069 incl
	491 060	D	UNION - (AN832-4D)	1	
	407 468	A	WASHER - (AN960-716)	2	31T-7400002 to 31T-7720069 incl
	407 468	D	WASHER - (AN960-716)	1	
	477 618	A	NUT - (AN924-4D)	2	31T-7400002 to 31T-7720069 incl
	477 618	D	NUT - (AN924-4D)	1	

When ordering, always specify Part Number, Description and Serial Number of Aircraft

PIPER PARTS CATALOG

Figure and Index Number	Part Number	Code	NOMENCLATURE	No. Req.	SERIAL NUMBERS AFFECTED
72-38	434 138		GROMMET - (MS35489-17)	1	
-39	47695-00	H,J	FITTING ASSEMBLY - Static line vent, left	1	
	47695-00		FITTING ASSEMBLY - Static line vent, right	1	
-40	453 840		PLUG - Button (207-241141-00)	1	
-41	80007-30	F	HOSE - Static pressure	2	
-42	80007-10	F	HOSE - Static pressure	1	
-43	16632-00	F	TUBE - Static pressure	1	
-44	54702-02	F	TUBE ASSEMBLY - Static pressure	1	
-45	476 648	F	NIPPLE - (AN816-4D)	1	
-46	80007-12	K,M	HOSE - Static pressure	1	
-47	46633-00	K,M	VALVE ASSEMBLY - Static air pressure	1	
-48	551 867	K,M	FITTING - (1K10-2-6)	2	
-49	554 861	K,M	CLAMP - (SAE TYF-4)	4	
-50	80007-22	K,M	HOSE - Static pressure	1	
-51	80007-24	K,M	HOSE - Static pressure	1	

When ordering, always specify Part Number, Description and Serial Number of Aircraft

PIPER PARTS CATALOG

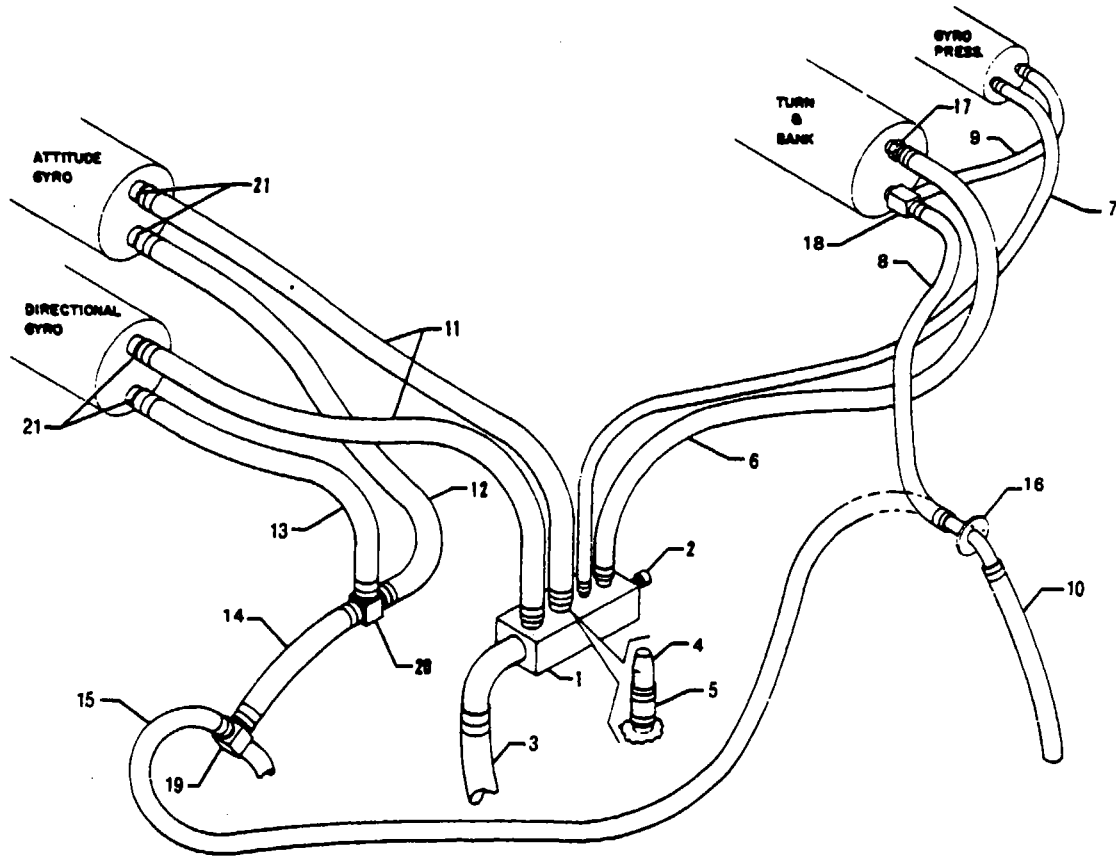


Figure 72A Pressure Driven Instrument Air Lines Installation
(See Code "A")

PIPER PARTS CATALOG

CODE EXPLANATIONS FOR FIGURE 72A

- A - Used on PA-31T with serial numbers 31T-7920053, 31T-7920083 and up, PA-31T1 with serial numbers 31T-7904046 to 31T-8304003 inclusive, 31T-1104004 and up, and PA-31T2
- B - Used if pressure driven turn and bank indicator only is installed
- C - Used if pressure driven attitude gyro, directional gyro and turn and bank indicators are installed
- D - Used if pressure driven attitude gyro and turn and bank indicator only are installed
- E - Used on PA-31T with serial numbers 31T-8120065 and up, PA-31T1 with serial numbers 31T-8104088 to 31T-8304003 inclusive, 31T-1104004 and up, and PA-31T2 with serial numbers 31T-8166065 to 31T-8166076 inclusive, 31T-1166001 and up

PIPER PARTS CATALOG

Figure and Index Number	Part Number	Code	NOMENCLATURE	No. Req.	SERIAL NUMBERS AFFECTED
72A-	49670		DRAWING - Pressure Driven Turn and Bank System Installation		
	82105	E	DRAWING - Copilot Gyro Lines Installation (Air Driven)		
-1	49648-02	B	MANIFOLD ASSEMBLY - Instrument air (with one 38 O D tube and two 50 O D tubes)	1	
	49648-08	B,C,D	MANIFOLD ASSEMBLY - Instrument air (with three 38 O D tubes)	1	
-2	49638-02		* BOLT - Turn and bank pressure adjustment	1	
-3	82371-154		HOSE - Flexible, air supply	1	
-4	50558-00	B	PLUG - Manifold assembly (50 O D)	2	
	50558-02	B	PLUG - Manifold assembly (38 O D)	2	
	50558-02	D	PLUG - Manifold assembly	1	
-5	82371-47	B	HOSE - Flexible (50 I D)	2	
	16633-03	B	HOSE - Flexible (38 I D)	2	
	16633-03	D	HOSE - Flexible	1	
-6	80007-51		HOSE - Manifold to turn and bank	1	
-7	83161-36		HOSE - Manifold to gyro pressure gauge	1	
-8	80007-53	B	HOSE - Turn and bank to pressure bulkhead	1	
-9	61541-33		HOSE - Turn and bank to gyro pressure gauge	1	
-10	82371-141		HOSE - Flexible, exhaust (375 I D)	1	
	82371-92		HOSE - Flexible, exhaust (50 I D)	1	
-11	82371-164		HOSE - Manifold to attitude gyro	1	
	82371-164		HOSE - Manifold to directional gyro	1	
-12	82371-134	C	HOSE - Attitude gyro to tee	1	
	82371-164	D	HOSE - Attitude gyro to tee	1	
-13	82371-134		HOSE - Directional gyro to tee	1	
-14	80007-22	C	HOSE - Tee to tee	1	
-15	82371-23	C,D	HOSE - Tee to pressure bulkhead	1	
-16	82115-02	C,D	FITTING ASSEMBLY - Instrument air outlet	1	
-17	451 939		ADAPTER - (1K10-4-6)	1	
-18	560 835		FITTING - (1K31-4-6-4)	1	
-19	488 520		TEE - (1K30-8-6-6)	1	
-20	588 428	C	TEE - (1K14-6-6-6)	1	
-21	558 913	C	FITTING - (1K9-4-6)	4	
	558 913	D	FITTING - (1K9-4-6)	2	

When ordering, always specify Part Number, Description and Serial Number of Aircraft

THIS PAGE INTENTIONALLY LEFT BLANK

PIPER PARTS CATALOG

**PAGES 2K24 THRU 2L24
INTENTIONALLY LEFT BLANK**



CHEYENNE PARTS CATALOG

CARD 3 OF 5

PA-31T CHEYENNE
PA-31T CHEYENNE II
PA-31T1 CHEYENNE I
PA-31T1 CHEYENNE IA
PA-31T2 CHEYENNE II XL

PIPER AIRCRAFT CORPORATION

PIPER PARTS CATALOG

AEROFICHE EXPLANATION AND REVISION STATUS

The Parts Catalog information incorporated in this set of Aerofiche cards has been arranged in accordance with the general specifications of Aerofiche adopted by the General Aircraft Manufacturer's Association.

Conversion of Aerofiche alpha/numeric code numbers:

First number is the Aerofiche card identifier.

Letter is the horizontal line reference per card.

Second number is the vertical line reference per card

Example: 2J16 = Aerofiche card number two of given set, Grid location J16.

To aid in locating the various sections and related information desired, the following is provided:

A complete Catalog Table of Contents is given at Grid 1A8 of Aerofiche card number 1 of this set. Each additional card in this set will have a Table of Contents for all sections on that particular card. This table will start at Grid A3

REVISIONS

The information compiled in this Aerofiche Parts Catalog will be kept current by revisions distributed periodically. These revisions will supersede all previous revisions and will be complete Aerofiche card replacements and shall supersede Aerofiche cards of the same number in the set.

Current revisions to this PA-31T, PA-31T1 and PA-31T2 Parts Catalog issued May 26, 1978 are as follows:

753 825 (PR780907)	Dated September 1978
753 825 (PR790307)	Dated March 1979
753 825 (PR790910)	Dated September 1979
753 825 (PR800317)	Dated March 1980
753 825 (PR800915)	Dated September 1980
753 825 (PR810213)	Dated February 1981
753 825 (PR810611)	Dated June 1981
753 825 (PR810910)	Dated September 1981
753 825 (PR820310)	Dated March 1982
753 825 (PR821011)	Dated October 1982
753 825 (PR830511)	Dated May 1983
753 825 (PR831212)	Dated December 1983
753 825 (PR840314)	Dated March 1984
753 825 (IR971015)	Dated October 15, 1997

NOTE: Refer to the last card of the Piper - Parts Price List - Aerofiche for a check list of current revision dates and card effectivities for this parts catalog

TABLE OF CONTENTS

FIGURE NUMBER	FIGURE TITLE	GRID NUMBER
SECTION VII		
POWER PLANT GROUP		
73	Power Plant Installation (PA-31T and PA-31T2)	3A7
73A	Power Plant Installation (PA-31T1)	3A13
74	Air Inlet and Ice Protection Installation (PA-31T S/N 31T-7400002 and up) (PA-31T1 S/N 31T-7804001 to 31T-8104101 incl) (PA-31T2)	3A19
74A	Air Inlet and Ice Protection Installation (PA-31T1 S/N 31T-8304001 to 31T-8304003 incl, 31T-1104004 and up)	3B1
75	Engine Starter Generator Installation	3B6
75A	Starter Generator Assembly (Auxilec, Inc) (PA-31T S/N 31T-8120001 and up) (PA-31T1 S/N 31T-8104001 to 31T-8104101 incl) (PA-31T2)	3B9
76	Oil Cooler and Breather System Installation	3B13
77	Engine Compartments Fire Extinguisher System Installation	3B16
78	Engine Cowl Installation (PA-31T S/N 31T-7400002 and up) (PA-31T1 S/N 31T-7804001 to 31T-8104001 inclusive) (PA-31T2)	3B19
78A	Engine Cowl Installation (PA-31T1 S/N 31T-8304001 to 31T-8304003 incl, 31T-1104004 and up)	3C1
79	Engine Fire Seal Installation	3C4
80	Nacelle Installation	3C8
81	Engine Controls Installation (PA-31T and PA-31T2)	3C15
81A	Engine Controls Installation (PA-31T1)	3C20
82	Propeller Assembly	3D1
83	Propeller Synchronizer System Installation (PA-31T S/N 31T-7400002 to 31T-7920038 incl) (PA-31T1 S/N 31T-7804001 to 31T-7904013 incl)	3D4
83A	Propeller Synchrophaser System Installation (Motor and Amplifier) (PA-31T S/N 31T-7920039 and up) (PA-31T1 S/N 31T-7904014 to 31T-8304003 incl, 31T-1104004 and up) (PA-31T2)	3D7
83B	Propeller Synchrophaser System Installation (Control Box) (PA-31T S/N 31T-7920039 and up) (PA-31T1 S/N 31T-7904014 to 31T-8304003 incl, 31T-1104004 and up)	3D10
SECTION VIII		
FUEL SYSTEM GROUP		
84	Fuel Control Panel Installation (PA-31T and PA-31T1)	3D13
84A	Fuel Panel Installation (PA-31T2)	3D16
85	Left Engine Fuel System Installation	3D19
86	Right Engine Fuel System Installation	3E1
87	Wing Tip Fuel Tank Installation	3E6
88	Fuel System Components	3E10
89	Wing Fuel Pressure and Vent Lines (PA-31T and PA-31T2)	3E13
89A	Wing Fuel Pressure and Vent Lines (PA-31T1)	3E17
90	Fuel Scavenger Pump Installation	3E21
91	Main Inboard Fuel Cell and Liner Installation	3F1
92	Main Outboard Fuel Cell and Liner Installation	3F4

TABLE OF CONTENTS

FIGURE NUMBER	FIGURE TITLE	GRID NUMBER
---------------	--------------	-------------

**SECTION IX
CONTROL SYSTEM GROUP**

93	Pedestal Installation	3F7
94	Pedestal Control Assembly	3F13
95	Aileron Control Installation	3F18
96	Aileron Trim Installation	3F22
97	Rudder Control Installation	3G1
98	Rudder Trim Installation	3G5
99	Elevator Control Installation	3G9
100	Elevator Trim Installation	3G13
101	Flap Control Installation	3G17
102	Control Wheel Installation	3H1
103	Rudder Pedal Installation	3H7
104	Stability Augmentation System Installation (S A S) (PA-31T)	3H11

**SECTION X
HYDRAULIC SYSTEM GROUP**

105	Forward Hydraulic System Installation (PA-31T and PA-31T1)	3H15
105A	Forward Hydraulic System Installation (PA-31T2)	3H19
106	Aft Hydraulic System Installation	3I1
107	Hydraulic Pumps Installation (PA-31T and PA-31T1)	3I5
107A	Hydraulic Pumps Installation (PA-31T2)	3I9
108	Hydraulic System Components	3I13
109	Hydraulic Hand Pump Assembly	3I18
110	Hydraulic Powerpak Assembly (Ozone)	3I21
110A	Hydraulic Powerpak Components (Ozone)	3J1
111	Hydraulic Powerpak Assembly (Wiebel)	3J4
111A	Hydraulic Powerpak Components (Wiebel)	3J8

THIS PAGE INTENTIONALLY LEFT BLANK

THIS PAGE INTENTIONALLY LEFT BLANK

PIPER PARTS CATALOG

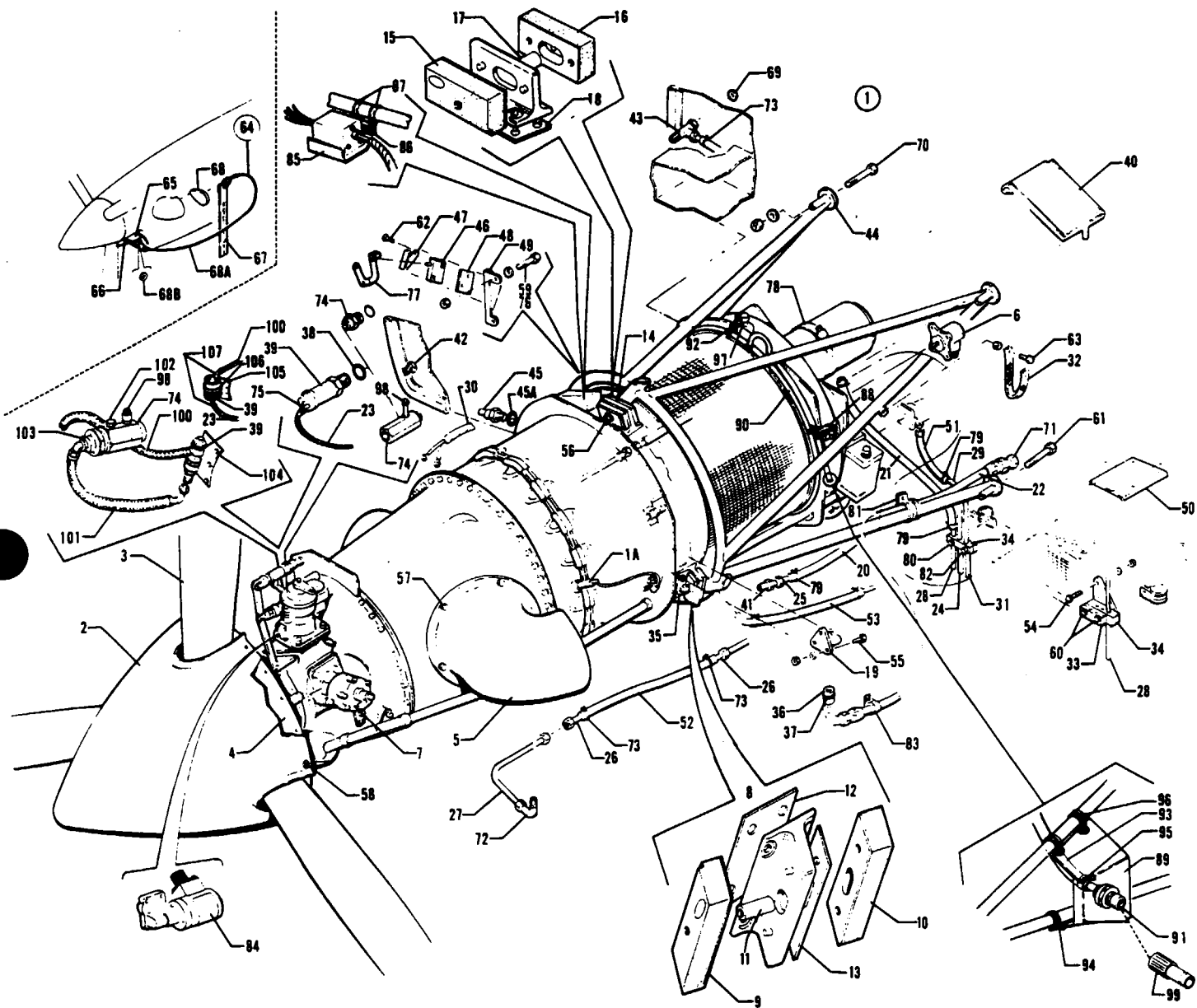


Figure 73 Power Plant Installation

PIPER PARTS CATALOG

CODE EXPLANATIONS FOR FIGURE 73

- A - Used on PA-31T only
- B - Used on PA-31T2 only
- C - Used on PA-31T with serial numbers 31T-7400002 to 31T-7820056 inclusive, 31T-8020039 to 31T-8120057 inclusive. If Beta Switch Replacement Kit 763 839 has been installed per Service Letter 857, order part number for serial numbers 31T-7820057 to 31T-8020038 inclusive. If Torque Transmitter Relocation Kit 764 126 has been installed per Service Letter 913, order part for serial numbers 31T-8120058 and up.
- D - Also used on serial numbers 31T-7400002 to 31T-7820056 inclusive if Beta Switch Replacement Kit 763 839 has been installed per Service Letter No 857
- E - Used if engine wash ring is installed
- F - Used on PA-31T with serial numbers 31T-7400002 to 31T-7920086 inclusive, 31T-8020002, 31T-8020027 and up, and on PA-31T2
- G - Used on PA-31T with serial numbers 31T-7920087 to 31T-8020001 inclusive, 31T-8020003 to 31T-8020015 inclusive
- H - Used on PA-31T with serial numbers 31T-8020016 to 31T-8020026 inclusive
- J - Used on PA-31T with serial numbers 31T-7400002 to 31T-7920086 inclusive, 31T-8020002, 31T-8020027 to 31T-8020072 inclusive, 31T-8020074, 31T-8020077 to 31T-8120023 inclusive, 31T-8120025 and up, and PA-31T2
- K - Used on left engine only on PA-31T with serial numbers 31T-8020073, 31T-8020075, 31T-8020076 and 31T-8120024
- L - Used on right engine only on PA-31T with serial numbers 31T-8020073, 31T-8020075, 31T-8020076 and 31T-8120024
- M - Used if Autolgnition System is installed
- N - See Figure 82 for propeller components or Figure 133 for deicer components and propeller mounting hardware
- O - See Figure 83 if Propeller Synchronizer is installed, Figure 83A or Figure 83B if Propeller Synchrophaser is installed
- P - Used on PA-31T with serial numbers 31T-8020039 and up, and PA-31T2
- Q - Used on PA-31T with serial numbers 31T-7920039 and up, and PA-31T2
- R - Used on PA-31T with serial numbers 31T-7820065 and up, and PA-31T2
- S - Used on PA-31T with serial numbers 31T-7520012 and up, and PA-31T2
- T - Used on PA-31T with serial numbers 31T-8120001 and up, and PA-31T2
- U - Used on PA-31T with serial numbers 31T-7720033 and up, and PA-31T2
- V - Used on PA-31T with serial numbers 31T-8020001 and up, and PA-31T2
- W - Used on PA-31T with serial numbers 31T-8020087 and up, and PA-31T2
- X - Do not use gasket supplied with this part. Order and install gasket, part no 484 860
- Y - Used if Kulite torque transmitter is installed
- Z - Used if Bendix torque transmitter is installed
- AA - Used on PA-31T with serial numbers 31T-8120058 and up, and PA-31T2
- AB - Order part for serial numbers 31T-8120058 and up, if Torque Transmitter Relocation Kit 764 126 has been installed per Service Letter No 913
- AC - Also used on PA-31T with serial numbers 31T-8020039 to 31T-8120057 inclusive, if Torque Transmitter Relocation Kit 764 126 has been installed per Service Letter No 913
- AD - Used on PA-31T2 with serial numbers 31T-8166033, 31T-8166062 to 31T-8166076 inclusive, 31T-1166001 and up if Autofeather System is installed. See Figure 83A if Propeller Synchrophaser with Autofeather is installed
- AE - Order part for PA-31T with serial numbers 31T-8020039 and up, if Bendix Torque System Conversion Kit 764 932 has been installed
- AF - Also used on PA-31T with serial numbers 31T-7400002 to 31T-8020038 inclusive, if Bendix Torque System Conversion Kit 764 932 has been installed

PIPER PARTS CATALOG

Figure and Index Number	Part Number	Code	NOMENCLATURE	No Req	SERIAL NUMBERS AFFECTED
73-	50900	A	DRAWING - Power Plant Installation (Left and Right Engines)		31T-7400002 to 31T-7820064 incl
	50900	R	DRAWING - Power Plant Installation (Left Engine Only)		
	49209	R	DRAWING - Power Plant Installation (Right Engine Only)		
	82040	P	DRAWING - Torque System Installation		
-1		A	ENGINE ASSEMBLY - Pratt and Whitney (Model PT6A-28, Specification 717)	2	
		B	ENGINE ASSEMBLY - Pratt and Whitney (Model PT6A-135, Specification 773)	2	
-1a	755 492		* IGNITER - Spark (CH34055)	2	
-2	51085-00		SPINNER - Propeller	2	
-3	50836-00	A.N	PROPELLER ASSEMBLY - Hartzell (complete with deicer)	2	
	29975-02	B.N	PROPELLER ASSEMBLY - Hartzell (complete with deicer)	2	
-4	758 398		* BULKHEAD ASSEMBLY - Spinner (D-4258)	1	
-5	50055-00		STUB ASSEMBLY - Exhaust	4	
-6	50196-00		GENERATOR ASSEMBLY - Tachometer	4	
-7	50898-00	O	GOVERNOR ASSEMBLY - Overspeed	2	
	01803-02	AD	GOVERNOR ASSEMBLY - Overspeed	2	
-8	475 100	J	MOUNT ASSEMBLY - Engine (LM-423-SA1), bottom	4	
	475 093	G	MOUNT ASSEMBLY - Engine (LM-423-SA16), bottom	4	
	475 097	H	MOUNT ASSEMBLY - Engine (LM-423-SA15), bottom	4	
	475 100	K	MOUNT ASSEMBLY - Engine (LM-423-SA1), bottom	2	
	475 176	L	MOUNT ASSEMBLY - Engine (LM-423-SA12), bottom	2	
-9	761 603	G J.K	* MOUNT - (LM-423-3)	1	
	761 612	H.L	* MOUNT - (LM-423-41)	1	
-10	761 604	G J.K	* MOUNT - (LM-423-4)	1	
	761 613	H L	* MOUNT - (LM-423-42)	1	
-11	757 791	F	* SPACER ASSEMBLY - (LM-423-2)	1	
	762 356	G.H	* SPACER ASSEMBLY - (LM-423-54)	1	
-12	755 036	F	* GASKET - (LM-423-5)	1	
	755 081	G.H	* GASKET - (LM-427-6)	1	
-13	755 038	G J.K	* GASKET - (LM-423-39)	1	
-14	475 176	F	MOUNT ASSEMBLY - Engine (LM-423-SA12), top	2	
	475 097	G H	MOUNT ASSEMBLY - Engine (LM-423-SA15), top	2	
-15	761 612		* MOUNT - Front (LM-423-41)	1	
-16	761 613		* MOUNT - Rear (LM-423-42)	1	
-17	757 791	F	* SPACER ASSEMBLY - (LM-423-2)	1	
	762 356	G H	* SPACER ASSEMBLY - (LM-423-54)	1	
-18	755 036	F	* GASKET - (LM-423-5)	1	
	755 081	G.H	* GASKET - (LM-427-6)	1	
-19	50642-00		DETECTOR ASSEMBLY - Fire	6	
-20	61541-32		HOSE - Flexible	2	
-21	61541-25		HOSE - Flexible	2	
-22	39995-33		HOSE - Flexible	2	
-23	39995-36	A AE	HOSE - Torque, flexible	2	31T-7400002 to 31T-8020038 incl
	39995-39	P.Z.AF	HOSE - Torque, flexible	2	
-24	50522-00		LINE ASSEMBLY - Shut down drain	2	
-25	50553-02		LINE ASSEMBLY - Fuel	4	
-26	50553-03		LINE ASSEMBLY	6	
-27	50554-00		LINE ASSEMBLY - Shut down drain	2	
-28	50509-00		TUBE - Drain (5 50 inches long)	4	
-29	50512-03		TUBE - Drain (10 50 inches long)	4	
-30	554 383		CABLE - I T T thermocouple (3199061) (Lewis Eng)	2	
	554 241		CABLE - I T T thermocouple (00040-0063) (Rosemont Eng)	2	
-31	51494-00		TUBE - Drain	2	
-32	17604-21	A	CABLE ASSEMBLY - Ground to engine	2	31T-7400002 to 31T-7920038 incl
	17604-33	Q	CABLE ASSEMBLY - Ground to engine	2	

When ordering, always specify Part Number, Description and Serial Number of Aircraft

PIPER PARTS CATALOG

Figure and Index Number	Part Number	Code	NOMENCLATURE	No. Req.	SERIAL NUMBERS AFFECTED
73-33	50518-00		BLOCK ASSEMBLY - Tube retaining, right engine, front	1	
	50517-00		BLOCK ASSEMBLY - Tube retaining, right engine, rear	1	
	50518-00		BLOCK ASSEMBLY - Tube retaining, left engine, front	1	
	50517-04		BLOCK ASSEMBLY - Tube retaining, left engine, rear	1	
-34	50517-00		BLOCK ASSEMBLY - Tube retaining, left engine	1	
	50518-00		BLOCK ASSEMBLY - Tube retaining, right engine	1	
-35	50615-00		BOLT - Engine mount	24	
	407 567		WASHER - (AN960-616)	48	
-36	51314-00		ADAPTER - Oil drain	2	
-37	484 859		"O" RING - (NAS1593-016)	2	
-38	484 861	Z	"O" RING - (NAS1595-12)	2	
-39	489 410	A,AE	TRANSMITTER - Torque (7749-80A5-1)	2	31T-7400002 to 31T-8020038 incl
	29287-02	P,AF	TRANSMITTER - Torque (Bendix)	2	
	489 502	P	TRANSMITTER - Torque (Kulite)	2	
-40	51038-00		SHIELD ASSEMBLY - Oil drip	2	
-41	491 050		UNION - (AN815-4D)	2	
	484 842		"O" RING - (MS29512-04)	2	
-42	491 066		UNION - (AN832-6) Left engine	1	
	458 864		ELBOW - (AN837-6) Right engine	1	
	407 570		WASHER - (AN960-916)	2	
	477 631		NUT - (AN924-6)	2	
-43	488 489		TEE - (AN804-6)	2	
-44	50014-00		MOUNT ASSEMBLY - Engine	2	
-45	453 854	X	BULB - Oil temperature (MS28034-3)	2	
-45a	484 860		GASKET - Oil temp bulb (NAS1595-4)	2	
-46	487 940		SWITCH - Micro (MS25253-2)	2	
-47	46541-01	A	PLATE - Switch actuating	2	31T-7400002 to 31T-7520011 incl
	54412-02	S	PLATE - Switch actuating	2	
-48	50859-00		PLATE - Switch insulator	2	
-49	50254-00	A	BRACKET - Beta switch mounting	2	31T-7400002 to 31T-7520011 incl
	54410-02	S	BRACKET ASSEMBLY - Beta switch mounting	2	
-50	50593-00	A	BRACKET ASSEMBLY - Right engine	1	31T-7400002 to 31T-7720032 incl
-51	39998-04		HOSE ASSEMBLY - Flexible	2	
-52	16633-24		HOSE - Flexible	2	
-53	39996-06		HOSE - Flexible	2	
-54	400 438		BOLT - (AN3-4A)	4	
	407 564		WASHER - (AN960-10)	4	
	404 887		NUT - (MS20365-1032C)	4	
-55	401 266		BOLT - (AN3-5A)	6	
	407 564		WASHER - (AN960-10)	6	
	404 887		NUT - (MS20365-1032C)	6	
-56	401 530		BOLT - (AN7-30A)	6	
	477 782		NUT - Flexloc (32FE-720)	6	
-57	403 098		BOLT - (AN4-C5A)	24	
	407 675		WASHER - (AN960-C416)	24	
	404 974		NUT - (AN363-C428)	24	
-58	415 379		SCREW - (MS51958-63)	30	
-59	401 266	A	BOLT - (AN3-5A)	4	31T-7400002 to 31T-7520011 incl
	407 564	A	WASHER - (AN960-10)	4	31T-7400002 to 31T-7520011 incl
	404 887	A	NUT - (MS20365-1032C)	4	31T-7400002 to 31T-7520011 incl
-60	401 274		BOLT - (AN3-15A)	4	
	407 584		WASHER - (AN960-10L)	4	
	404 887		NUT - (MS20365-1032C)	4	
-61	401 417		BOLT - (AN6-37A)	4	
	407 567		WASHER - (AN960-616)	4	
	404 890		NUT - (MS20365-624C)	4	

When ordering, always specify Part Number, Description and Serial Number of Aircraft

PIPER PARTS CATALOG

Figure and Index Number	Part Number	Code	NOMENCLATURE	No Req	SERIAL NUMBERS AFFECTED
73-62	415 509		SCREW - (MS35206-219)	4	
	406 638		NUT - Hex (H10-04)	4	
-63	401 307		BOLT - (AN4-4A)	2	
	404 888		NUT - (MS20365-428C)	2	
-64	51461-03		COVER ASSEMBLY - Engine ground protection	2	
-65	51458-00		* COVER ASSEMBLY - Engine air inlet	1	
-66	51459-00		* BRACE ASSEMBLY - Propeller anti-spin	1	
-67	51526-00		* STRAP ASSEMBLY - Ground protection warning	2	
-68	51456-00		* PLUG ASSEMBLY - Exhaust stub	2	
-68a	51461-02		* CABLE ASSEMBLY - Engine ground protection	2	
-68b	407 565		* WASHER - (AN960-416)	2	
-69	407 570		WASHER - (AN960-916) Left engine	1	
	49979-04		WASHER - Right engine	1	
-70	401 414		BOLT - (AN6-34A)	4	
	407 567		WASHER - (AN960-616)	4	
	404 890		NUT - (MS20365-624C)	4	
-71	582 083		PLUG - (AN806-8D)	2	
-72	558 987		ELBOW - (RAS-2000-C-6)	2	
-73	454 832		CLAMP - (SAE TY E-10)	6	
-74	51593-00	A,Z,AB	ADAPTER - Torque transmitter	2	31T-7400002 to 31T-8120057 incl
	29481-02	A,M,Z, AB,AE	MANIFOLD - Torque transmitter/autoignition	2	31T-7400002 to 31T-8120057 incl
	70778-03	A,Y	MANIFOLD - Torque transmitter/autoignition	2	31T-7400002 to 31T-8120057 incl
	70778-03	AA,AC, AF	MANIFOLD - Torque transmitter/autoignition	2	
	484 841		"O" RING - (NAS 1593-213)	2	
	49981-10		WASHER - (.032 thickness)	AR	
	49981-11		WASHER - (.062 thickness)	AR	
-75	458 934	C,Z	ELBOW - (AN833-4)	2	
	484 860	C,Z	GASKET - (NAS1595-4)	2	
	477 629	C,Z	NUT - (AN924-4)	2	
	558 785	D,AE	ELBOW - (RAC2000-4)	2	31T-7820057 to 31T-8020038 incl
-76	401 266	S	BOLT - (AN3-5A) Top	2	
	400 440	S	BOLT - (AN3-6A) Bottom	2	
	407 564	S	WASHER - (AN960-10)	4	
	404 887	S	NUT - (MS20365-1032C)	4	
-77	451 841	S	ACTUATOR - (JV-5)	2	
-78	554 992		CLAMP - (QS200M88S)	2	
-79	454 983		CLAMP - (SAE TY E-8)	10	
-80	400 446		BOLT - (AN3-16A) Left engine	1	
	401 273		BOLT - (AN3-14A) Right engine	1	
	407 584		WASHER - (AN960-10L)	2	
	404 887		NUT - (MS20365-1032C)	2	
-81	554 689		CLAMP - (452S16-18-10)	2	
-82	401 269		BOLT - (AN3-10A)	2	
	407 584		WASHER - (AN960-10L)	2	
	404 887		NUT - (MS20365-1032C)	2	
-83	454 977		CLAMP - (PS10017-2-16)	2	
-84	756 548		VALVE ASSEMBLY - Lock pitch governor (1310-511)	2	
-85	51579-02	U	BRACKET - Ignition exciter mounting, right	1	
-86	475 168	U	ISOLATOR - Ignition exciter, right (C2-H-312-1)	1	
-87	554 941	U	CLAMP - Ignition exciter support (PS10017-2-20)	2	
-88	55090-02	A,E	BRACKET -Wash ring attachment	2	31T-8020001 to 31T-8020086 incl
-89	55061-02	E,V	BRACKET ASSEMBLY - Wash ring attachment, left	1	
	55061-03	E,V	BRACKET ASSEMBLY - Wash ring attachment, right	1	

When ordering, always specify Number, Description and Serial Number of Aircraft

PIPER PARTS CATALOG

Figure and Index Number	Part Number	Code	NOMENCLATURE	No Req	SERIAL NUMBERS AFFECTED
73-90	55076-10	E.V	WASH RING ASSEMBLY - Left engine	1	
	55076-11	E.V	WASH RING ASSEMBLY - Right engine	1	
-91	55010-02	E.V	FITTING - Engine wash ring adapter	2	
-92	55091-02	A.E	CLIP - Washer ring attachment	8	31T-8020001 to 31T-8020086 incl
	55091-03	E.W	CLIP - Washer ring attachment	10	
-93	80007-43	E.V	HOSE - Rubber, left	1	
	16633-26	E.V	HOSE - Rubber, right	1	
-94	454 977	E.V	CLAMP - (PS10017-2-16)	4	
-95	454 921	A.E	CLAMP - (SAE TY F-10)	4	31T-8020001 to 31T-8020086 incl
	554 778	E.W	CLAMP - (SAE TY F-4SS)	4	
-96	554 775	E.V	CLAMP - (PS10017-2-15)	4	
-97	49999-22	E.W	BUSHING - Washer ring attachment clip	2	
-98	57100-02	M.T	SWITCH - Gauge pressure, autoignition (8G1150)	2	
	484 842	M.T	"O" RING - (MS29512-04)	2	
-99	763 357	E.V	COUPLING - Female, quick disconnect (N-109B)	2	
-100	39995-40	T.Y	HOSE ASSEMBLY - Torque, flexible	2	
	39995-40	Z.AC.AF	HOSE ASSEMBLY - Torque, flexible	2	31T-8120058 and up
-101	39995-41	T.Y	HOSE ASSEMBLY - Torque, flexible	2	
-102	582 807		PLUG - (MS9015-04)	4	
	484 842		"O" RING - (MS29512-04)	4	
-103	491 050	T.Y	UNION - (AN815-4D)	2	
	484 860	T.Y	"O" RING - (NAS1595-4)	2	
	558 785	Z.AC.AF	ELBOW - (RA-2000-4)	2	31T-8120058 and up
-104	81813-02	T.Y	PLATE - Torque transmitter mounting	2	
-105	82170-02	Z.AC.AF	BRACKET ASSEMBLY - Torque transmitter mounting	2	31T-8120058 and up
-106	485 040		* RING - (WR3-040)	2	
	553 556		* BUSHING - (WB3-040)	2	
-107	458 938	Z.AC.AF	ELBOW - (AN837-4) 45 degree	4	31T-8120058 and up
	484 860	Z.AC.AF	"O" RING - (NAS1595-4)	4	31T-8120058 and up
	477 629	Z.AC AF	NUT - (AN924-4)	4	31T-8120058 and up

When ordering, always specify Part Number, Description and Serial Number of Aircraft

PIPER PARTS CATALOG

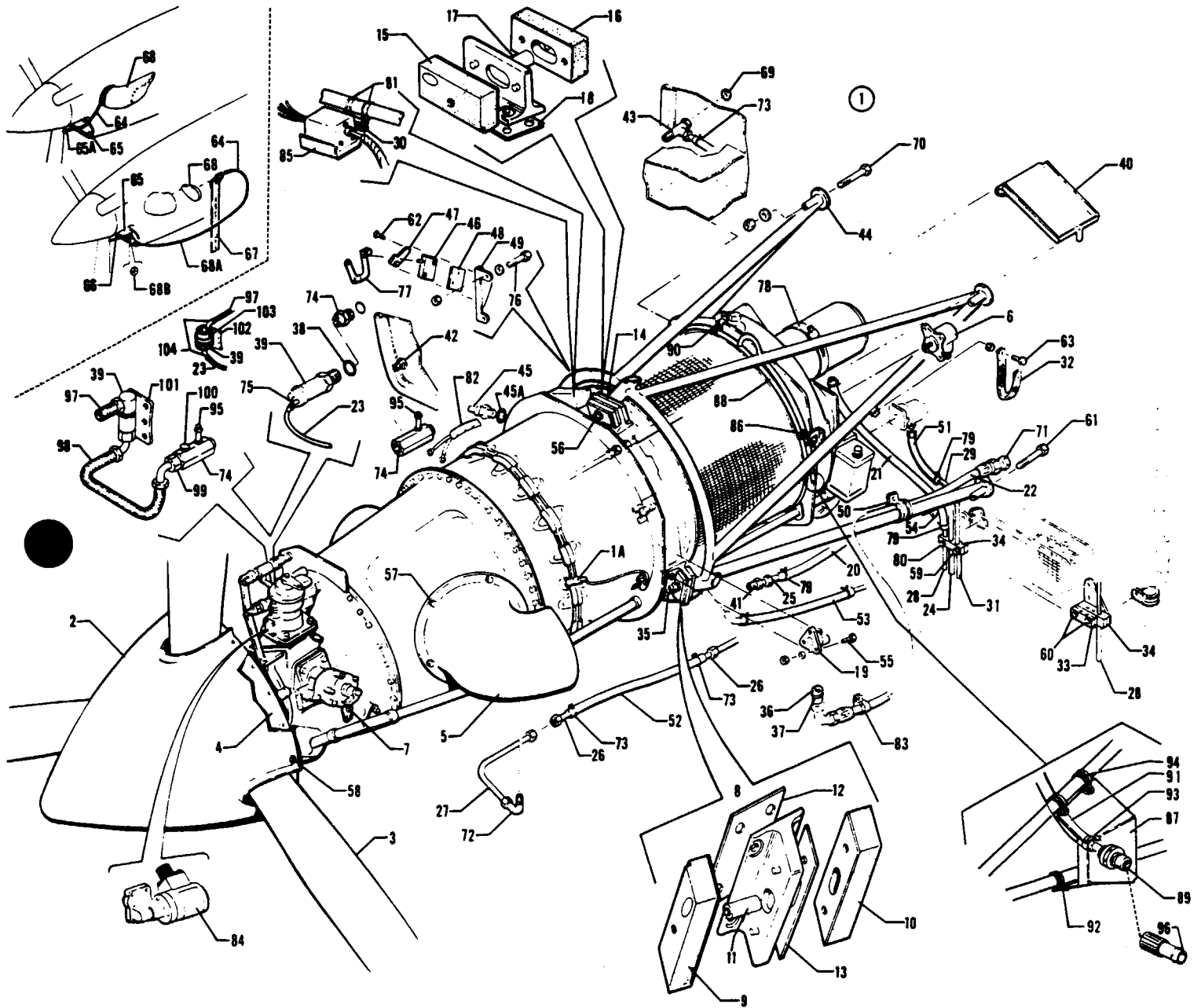


Figure 73A Power Plant Installation

PIPER PARTS CATALOG

CODE EXPLANATIONS FOR FIGURE 73A

- A - See Figure 82 for propeller components or Figure 133 for deicer components and propeller mounting hardware
- B - See Figure 83 if propeller synchronizer is installed, Figure 83A or Figure 83B if propeller synchrophaser is installed
- C - On aircraft with serial numbers 31T-7804001 to 31T-7804003 inclusive, if Beta Switch Replacement Kit 763 839 has been installed per Service Letter No 857, order part number for serial numbers 31T-7804004 to 31T-8004021 inclusive
- D - Also used on serial numbers 31T-7804001 to 31T-7804003 inclusive if Beta Switch Replacement Kit 763 839 has been installed per Service Letter No 857
- E - Used if engine wash ring is installed
- F - Used on aircraft with serial numbers 31T-7804001 to 31T-7904048 inclusive, 31T-8004017 to 31T-8304003 inclusive, 31T-1104004 and up
- G - Used on aircraft with serial numbers 31T-7904049 to 31T-8004010 inclusive
- H - Used on aircraft with serial numbers 31T-8004011 to 31T-8004016 inclusive
- J - Used on aircraft that comply with C A A (United Kingdom) requirements
- K - Used on aircraft with serial numbers 31T-7804001 to 31T-7904048 inclusive, 31T-8004017 to 31T-8004039 inclusive, 31T-8004041 to 31T-8304003 inclusive, 31T-1104004 and up
- L - Used on left engine only on aircraft with serial number 31T-8004040
- M - Used on right engine only on aircraft with serial number 31T-8004040
- N - Used if Autolgnition System is installed
- O - Do not use gasket supplied with this part Order and install gasket, part no 484 860
- P - Used if Bendix torque transmitter is installed
- Q - Used if Kulite torque transmitter is installed
- R - Order part for serial numbers 31T-8104068 to 31T-8304003 inclusive, 31T-1104004 and up if Torque Transmitter Relocation Kit 764 126 has been installed per Service Letter No 913
- S - Also used on serial numbers 31T-8004022 to 31T-8104067 inclusive if Torque Transmitter Relocation Kit 764 126 has been installed per Service Letter No 913
- T - Order part for serial numbers 31T-8004022 to 31T-8304003 inclusive, 31T-1104004 and up, if Bendix Torque System Conversion Kit 764 932 has been installed
- U - Also used on serial numbers 31T-7804001 to 31T-8004021 inclusive, if Bendix Torque System Conversion Kit 764 932 has been installed
- V - Used on aircraft with serial numbers 31T-8004022 to 31T-8304003 inclusive, 31T-1104004 and up
- W - Used on aircraft with serial numbers 31T-8304001 to 31T-8304003 inclusive, 31T-1104004 and up
- X - Used on aircraft with serial numbers 31T-7904015 to 31T-8304003 inclusive, 31T-1104004 and up
- Y - Used on aircraft with serial numbers 31T-8104001 to 31T-8304003 inclusive, 31T-1104004 and up
- Z - Used on aircraft with serial numbers 31T-8104068 to 31T-8304003 inclusive, 31T-1104004 and up
- AA - Used on aircraft with serial numbers 31T-8004001 to 31T-8304003 inclusive, 31T-1104004 and up
- AB - Used on aircraft with serial numbers 31T-8004053 to 31T-8304003 inclusive, 31T-1104004 and up

PIPER PARTS CATALOG

Figure and Index Number	Part Number	Code	NOMENCLATURE	No Req	SERIAL NUMBERS AFFECTED
73A-	49575 81990 82040	W	DRAWING - Power Plant Installation DRAWING - Power Plant Installation DRAWING - Torque System Installation		31T-7804001 to 31T-8104101 incl
-1			ENGINE ASSEMBLY - Pratt and Whitney (Model PT6A-11, Specification 784)	2	
-1a	755 492		* IGNITER - Spark (CH34055)	2	
-2	51085-00		SPINNER - Propeller	2	
-3	50836-00	A	PROPELLER ASSEMBLY - Hartzell (complete with deicer)	2	31T-7804001 to 31T-8104101 incl
	82000-02	A,W	PROPELLER ASSEMBLY - Hartzell (complete with deicer)	2	
-4	758 398		* BULKHEAD ASSEMBLY - Spinner	1	
-5	50055-00		STUB ASSEMBLY - Exhaust	4	31T-7804001 to 31T-8104101 incl
	02025-02	W	STUB ASSEMBLY - Exhaust, inboard, left, outboard, right	2	
	02025-05	W	STUB ASSEMBLY - Exhaust, outboard, left, inboard, right	2	
-6	50196-00		GENERATOR ASSEMBLY - Tachometer	4	
-7	50898-00	B	GOVERNOR ASSEMBLY - Overspeed	2	
-8	475 100	K	MOUNT ASSEMBLY - Engine (LM-423-SA1), bottom	4	
	475 093		MOUNT ASSEMBLY - Engine (LM-423-SA16), bottom	4	31T-7904049 to 31T-8004010 incl
	475 097		MOUNT ASSEMBLY - Engine (LM-423-SA15), bottom	4	31T-8004011 to 31T-8004016 incl
	475 100	L	MOUNT ASSEMBLY - Engine (LM-423-SA1), bottom	2	
	475 176	M	MOUNT ASSEMBLY - Engine (LM-423-SA12), bottom	2	
-9	761 603	G,K,L	* MOUNT - Front (LM-423-3)	1	
	761 612	H,M	* MOUNT - (LM-423-41)	1	
-10	761 604	G,K,L	* MOUNT - Rear (LM-423-4)	1	
	761 613	H,M	* MOUNT - (LM-423-42)	1	
-11	757 791	F	* SPACER ASSEMBLY - (LM-423-2)	1	
	762 356	G,H	* SPACER ASSEMBLY - (LM-423-54)	1	
-12	755 036	F	* GASKET - (LM-423-5)	1	
	755 081	G,H	* GASKET - (LM-427-6)	1	
-13	755 038	G,K,L	* GASKET - (LM-423-39)	2	
-14	475 176	F	MOUNT ASSEMBLY - Engine (LM-423-SA12), top	2	
	475 097	G,H	MOUNT ASSEMBLY - Engine (LM-423-SA15), top	2	
-15	761 612		* MOUNT - Front (LM-423-41)	1	
-16	761 613		* MOUNT - Rear (LM-423-42)	1	
-17	757 791	F	* SPACER ASSEMBLY - (LM-423-2)	1	
	762 356	G,H	* SPACER ASSEMBLY - (LM-423-54)	1	
-18	755 036	F	* GASKET - (LM-423-5)	1	
	755 081	G,H	* GASKET - (LM-427-6)	1	
-19	50642-00		DETECTOR ASSEMBLY - Fire	4	
-20	61541-32		HOSE - Flexible	2	
-21	61541-25		HOSE - Flexible	2	
-22	39995-33		HOSE - Flexible	2	
-23	39995-36	T	HOSE - Torque, flexible	2	31T-7804001 to 31T-8004021 incl
	39995-39	P,U,V	HOSE - Torque, flexible	2	
-24	50522-00		LINE ASSEMBLY - Shut-down drain	2	31T-7804001 to 31T-8104101 incl
	50522-02	W	LINE ASSEMBLY - Shut-down drain	2	
-25	50553-02		LINE ASSEMBLY - Fuel	4	
-26	50553-03		LINE ASSEMBLY	6	
-27	50554-00		LINE ASSEMBLY - Shut-down drain	2	31T-7804001 to 31T-8104101 incl
	50554-00	W	LINE ASSEMBLY - Shut-down drain, left	1	
	01154-02	W	LINE ASSEMBLY - Shut-down drain, right	1	
-28	50509-00		TUBE - Drain (5 50 inches long)	4	
-29	50512-03		TUBE - Drain (10 50 inches long)	4	
-30	475 168		ISOLATOR - Ignition exciter (C2-H-312-1)	1	

When ordering, always specify Part Number, Description and Serial Number of Aircraft

PIPER PARTS CATALOG

Figure and Index Number	Part Number	Code	NOMENCLATURE	No Req.	SERIAL NUMBERS AFFECTED
73A-31	51494-00		TUBE - Drain	2	31T-7804001 to 31T-8104101 incl
	50509-00	W	TUBE - Drain	2	
-32	17604-21		CABLE ASSEMBLY - Ground to engine	2	31T-7804001 to 31T-7904014 incl
	17604-33	X	CABLE ASSEMBLY - Ground to engine	2	
-33	50518-00		BLOCK ASSEMBLY - Tube retaining, right engine, front	1	
	50517-00		BLOCK ASSEMBLY - Tube retaining, right engine, rear	1	
	50518-00		BLOCK ASSEMBLY - Tube retaining, left engine, front	1	
	50517-04		BLOCK ASSEMBLY - Tube retaining, left engine, rear	1	
-34	50517-00		BLOCK ASSEMBLY - Tube retaining, left engine	1	
	50518-00		BLOCK ASSEMBLY - Tube retaining, right engine	1	
-35	50615-00		BOLT - Engine mount	24	
	407 567		WASHER - (AN960-616)	48	
-36	51314-00		ADAPTER - Oil drain	2	
-37	484 859		"O" RING - (NAS1593-016)	2	
-38	484 861	P	"O" RING - (NAS1595-12)	2	
-39	489 410	T	TRANSMITTER - Torque (7749-80A5-1)	2	31T-7804001 to 31T-8004021 incl
	29287-02	U V	TRANSMITTER - Torque (Bendix)	2	
	489 502	Y	TRANSMITTER - Torque (Kulite)	2	
-40	51038-00		SHIELD ASSEMBLY - Oil drip	2	
-41	491 050		UNION - (AN815-4D)	2	
	484 842		"O" RING - (MS29512-04)	2	
-42	491 066		UNION - (AN832-6) Left engine	1	
	458 864		ELBOW - (AN837-6) Right engine	1	
	407 570		WASHER - (AN960-916)	2	
	477 631		NUT - (AN924-6)	2	
-43	488 489		TEE - (AN804-6)	2	
-44	50014-00		MOUNT ASSEMBLY - Engine	2	31T-7804001 to 31T-8104101 incl
	50014-10	W	MOUNT ASSEMBLY - Engine	2	
	50014-09	J	MOUNT ASSEMBLY - Engine	2	
-45	453 854	O	BULB - Oil temperature (MS28034-3)	2	
-45a	484 860		GASKET - Oil temp bulb (NAS1595-4)	2	
-46	487 940		SWITCH - Micro (MS25253-2)	2	
-47	54412-02		PLATE - Switch actuating	2	
-48	50859-00		PLATE - Switch insulator	2	
-49	54410-02		BRACKET ASSEMBLY - Beta switch mounting	2	
-50	554 689		CLAMP - (452S16-18-10)	2	
-51	39998-04		HOSE ASSEMBLY - Flexible	2	
-52	16633-24		HOSE - Flexible	2	
-53	39996-06		HOSE - Flexible	2	
-54	50642-00		DETECTOR ASSEMBLY - Fire	2	31T-7804001 to 31T-8104101 incl
-55	401 266		BOLT - (AN3-5A)	6	
	407 564		WASHER - (AN960-10)	6	
	404 887		NUT - (MS20365-1032C)	6	
-56	401 530		BOLT - (AN7-30A)	6	
	477 782		NUT - Flexloc (32FE-720)	6	
-57	403 098		BOLT - (AN4-C5A)	24	
	407 675		WASHER - (AN960-C416)	24	
	404 974		NUT - (AN363-C428)	24	
-58	415 379		SCREW - (MS51958-63)	30	
-59	401 269		BOLT - (AN3-10A)	2	31T-7804001 to 31T-8104101 incl
	407 584		WASHER - (AN960-10L)	2	31T-7804001 to 31T-8104101 incl
	404 887		NUT - (MS20365-1032C)	2	31T-7804001 to 31T-8104101 incl
	415 632	W	SCREW - (MS35206-332)	2	
	407 042	W	LOCK WASHER - (MS35338-42)	2	
-60	401 274		BOLT - (AN3-15A)	4	31T-7804001 to 31T-8104101 incl
	407 584		WASHER - (AN960-10L)	4	31T-7804001 to 31T-8104101 incl
	404 887		NUT - (MS20365-1032C)	4	31T-7804001 to 31T-8104101 incl
	415 542	W	SCREW - (MS35206-252)	4	
	407 042	W	LOCK WASHER - (MS35338-42)	4	

When ordering, always specify Part Number, Description and Serial Number of Aircraft

PIPER PARTS CATALOG

Figure and Index Number	Part Number	Code	NOMENCLATURE	No. Req.	SERIAL NUMBERS AFFECTED
73A-61	401 417		BOLT - (AN6-37A)	4	
	407 567		WASHER - (AN960-616)	4	
	404 890		NUT - (MS20365-624C)	4	
-62	415 509		SCREW - (MS35206-219)	4	
	406 638		NUT - Hex (H10-04)	4	
-63	401 307		BOLT - (AN4-4A)	2	
	404 888		NUT - (MS20365-428C)	2	
-64	51461-03		COVER ASSEMBLY - Engine ground protection	2	31T-7804001 to 31T-8104101 incl
	02230-03	W	COVER ASSEMBLY - Engine ground protection	2	
-65	51458-00		* COVER ASSEMBLY - Engine air inlet	1	31T-7804001 to 31T-8104101 incl
	02207-02	W	* COVER ASSEMBLY - Engine air inlet	1	
-65a	02204-02	W	* * BRACE ASSEMBLY - Propeller anti-spin	1	
-66	51459-00		* BRACE ASSEMBLY - Propeller anti-spin	1	31T-7804001 to 31T-8104101 incl
-67	51526-00		* STRAP ASSEMBLY - Ground protection warning	2	31T-7804001 to 31T-8104101 incl
-68	51456-00		* PLUG ASSEMBLY - Exhaust stub	2	31T-7804001 to 31T-8104101 incl
	02229-02	W	* COVER ASSEMBLY - Exhaust stub (includes cable)	2	
-68a	51461-02		* CABLE ASSEMBLY - Engine ground protection	2	31T-7804001 to 31T-8104101 incl
-68b	407 565		* WASHER - (AN960-416)	2	31T-7804001 to 31T-8104101 incl
-69	407 570		WASHER - (AN960-916) Left engine	1	
	49979-04		WASHER - Right engine	1	
-70	401 414		BOLT - (AN6-34A)	4	
	407 567		WASHER - (AN960-616)	4	
	404 890		NUT - (MS20365-624C)	4	
-71	582 083		PLUG - (AN806-8D)	2	
-72	558 987		ELBOW - (RAS-2000-C-6)	2	
-73	454 832		CLAMP - (SAE TY E-10)	6	
-74	51593-00	P,R,T	ADAPTER - Torque transmitter	2	31T-7804001 to 31T-8104067 incl
	29481-02	N,P,R	MANIFOLD - Torque transmitter/autoignition	2	31T-8104001 to 31T-8104067 incl
	70778-03	Q,Y	MANIFOLD - Torque transmitter/autoignition	2	
	70778-03	P,S,U,Z	MANIFOLD - Torque transmitter/autoignition	2	
	484 841		"O" RING - (NAS1593-213)	2	
	49981-10		WASHER - (032 thickness)	AR	
	49981-11		WASHER - (064 thickness)	AR	
-75	458 934	C,P,R	ELBOW - (AN833-4)	2	31T-7804001 to 31T-7804003 incl , 31T-8004022 to 31T-8104067 incl
	484 860	C,P,R	GASKET - (NAS1595-4)	2	31T-8004001 to 31T-7804003 incl , 31T-8004022 to 31T-8104067 incl
	477 629	C,P,R	NUT - (AN924-4)	2	31T-7804001 to 31T-7804003 incl , 31T-8004022 to 31T-8104067 incl
-76	558 785	D,T	ELBOW - (RAC2000-4)	2	31T-7804004 to 31T-8004021 incl
	401 266		BOLT - (AN3-5A) Top	2	
	400 440		BOLT - (AN3-6A) Bottom	2	
	407 564		WASHER - (AN960-10)	4	
	404 887		NUT - (MS20365-1032C)	4	
-77	451 841		ACTUATOR - (JV-5)	2	
-78	554 992		CLAMP - (QS200M88S)	2	
-79	454 983		CLAMP - (SAE TY E-8)	10	
-80	400 446		BOLT - (AN3-16A) Left engine	1	31T-7804001 to 31T-8104101 incl
	401 273		BOLT - (AN3-14A) Right engine	1	31T-7804001 to 31T-8104101 incl
	407 584		WASHER - (AN960-10L)	2	31T-7804001 to 31T-8104101 incl
	404 887		NUT - (MS20365-1032C)	2	31T-7804001 to 31T-8104101 incl
	415 542	W	SCREW - (MS35206-252)	2	
	407 042	W	LOCK WASHER - (MS35338-42)	2	

When ordering, always specify Part Number, Description and Serial Number of Aircraft

PIPER PARTS CATALOG

Figure and Index Number	Part Number	Code	NOMENCLATURE	No. Req.	SERIAL NUMBERS AFFECTED
73A-81	554 941		CLAMP - Ignition exciter support (PS10017-2-20)	2	
-82	554 383		CABLE - I T T thermocouple (3199061)	2	
-83	454 977		CLAMP - (PS10017-2-16)	2	
-84	756 548		VALVE ASSEMBLY - Lock pitch governor (1310-511)	2	
-85	51579-02		BRACKET - Ignition exciter mounting, right	1	
-86	55090-02	E	BRACKET - Wash ring attachment	2	31T-8004001 to 31T-8004052 incl
-87	55061-02	E	BRACKET ASSEMBLY - Wash ring attachment, left	1	
	55061-03	E	BRACKET ASSEMBLY - Wash ring attachment, right	1	31T-7804001 to 31T-8104101 incl
	01861-02	E,W	BRACKET ASSEMBLY - Wash ring attachment, right	1	
-88	55076-10	E,AA	WASH RING ASSEMBLY - Left engine	1	
	55076-11	E,AA	WASH RING ASSEMBLY - Right engine	1	
-89	55010-02	E,AA	FITTING - Engine wash ring adapter	2	
-90	55091-02	E	CLIP - Wash ring attachment	8	31T-8004001 to 31T-8004052 incl
	55091-03	E,AB	CLIP - Wash ring attachment	10	
-91	80007-43	E,AA	HOSE - Rubber, left	1	
	16633-26	E,AA	HOSE - Rubber, right	1	
-92	454 977	E,AA	CLAMP - (PS10017-2-16)	4	
-93	454 921	E	CLAMP - (SAE TY F-10)	4	31T-8004001 to 31T-8004052 incl
	554 778	E,AB	CLAMP - (SAE TY F-4SS)	4	
-94	554 775	E,AA	CLAMP - (PS10017-2-15)	4	
-95	57100-02	N,Y	SWITCH - Gauge pressure, autoignition (8G1150)	2	
	484 842	N,Y	"O" RING - (MS29512-04)	2	
-96	763 357		COUPLING - Female, quick disconnect (N-109B)	2	
-97	39995-40	Q,Y	HOSE ASSEMBLY - Torque, flexible	2	
	39995-40	P,S,U,Z	HOSE ASSEMBLY - Torque, flexible	2	
-98	39995-41	Q,Y	HOSE ASSEMBLY - Torque, flexible	2	
-99	491 050	Q,Y	UNION - (AN815-4D)	2	
	484 860	Q,Y	"O" RING - (NAS1595-4)	2	
	558 785	P,S,U,Z	ELBOW - (RA-2000-4)	2	
-100	582 807	U,Y	PLUG - (MS9015-04)	4	
	484 842	U,Y	"O" RING - (MS29512-04)	4	
-101	81813-02	Q,Y	PLATE - Torque transmitter mounting	2	
-102	82170-02	P,S,U,Z	BRACKET ASSEMBLY - Torque transmitter mounting	2	
-103	485 040		* RING - (WR3-040)	2	
	553 556		* BUSHING - (WB3-040)	2	
-104	458 938	P,S,U,Z	ELBOW - (AN837-4) 45 degree	4	
	484 860	P,S,U,Z	"O" RING - (NAS1595-4)	4	
	477 629	P,S,U,Z	NUT - (AN924-4)	4	

When ordering, always specify Part Number, Description and Serial Number of Aircraft

PIPER PARTS CATALOG

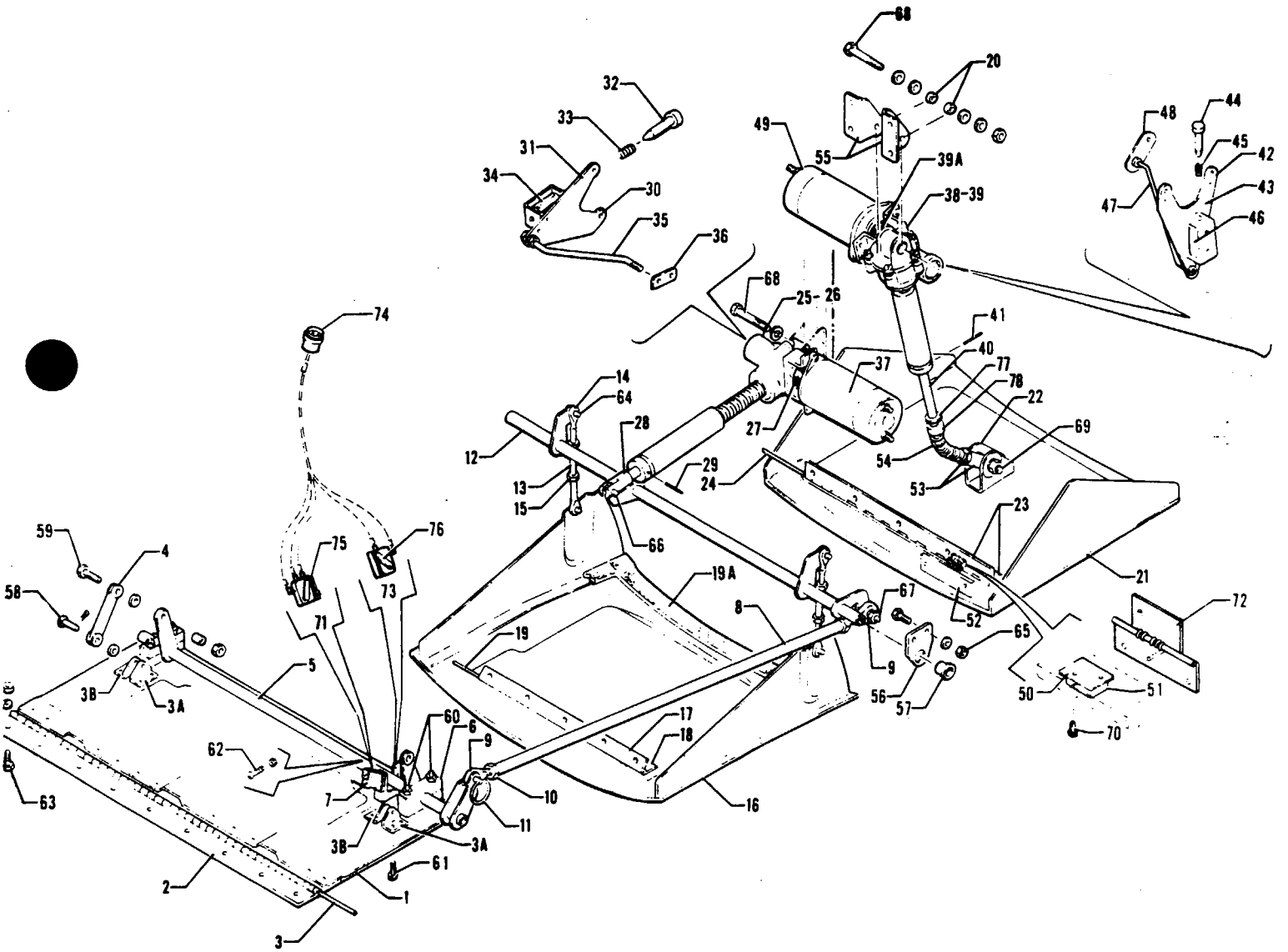


Figure 74 Air Inlet and Ice Protection Installation
(See Code "A")

REVISED MARCH 1984

3A19

PA-31T
PA-31T1
PA-31T2

PIPER PARTS CATALOG

CODE EXPLANATIONS FOR FIGURE 74

- A - Used on PA-31T with serial numbers 31T-7400002 and up, PA-31T1 with serial numbers 31T-7804001 to 31T-8104101 inclusive, and PA-31T2 with serial numbers 31T-8166001 to 31T-8166076 inclusive, 31T-1166001 and up
- B - Used on PA-31T with serial numbers 31T-7620020 and up, PA-31T1, and PA-31T2
- C - Used on PA-31T with serial numbers 31T-7520043 and up, PA-31T1, and PA-31T2
- D - Used on PA-31T with serial numbers 31T-7820033 and up, PA-31T1, and PA-31T2
- E - Used on PA-31T only

PIPER PARTS CATALOG

Figure and Index Number	Part Number	Code	NOMENCLATURE	No. Req.	SERIAL NUMBERS AFFECTED
74-	50500		DRAWING - Air Inlet and Ice Protection System Installation		
-1	50320-00		DEFLECTOR ASSEMBLY - Engine air ice protection	2	
-2	50320-05		* HINGE - (Half) Deflector assembly	1	
-3	50320-08		* PIN - Hinge	1	
-3a	50319-02		* BRACKET - Link attachment	2	
-3b	50319-03		* BRACKET - Link attachment	2	
-4	50821-00		LINK ASSEMBLY - Ice deflector door	4	
-5	50839-00		TUBE ASSEMBLY - Torque, ice deflector plate	2	
-6	50567-00		BLOCK ASSEMBLY - Torque tube bearing	4	
-7	50819-00	E	BRACKET ASSEMBLY - Limit switch mounting	2	31T-7400002 to 31T-7620019 incl
	54816-02	B	BRACKET ASSEMBLY - Limit switch mounting	2	
-8	50840-00		ROD ASSEMBLY - Ice protection mechanism	2	
-9	452 357		* BEARING ASSEMBLY - (MS34-14)	2	
-10	404 225		* NUT - (AN315-4R)	2	
-11	480 655		PIN - (BLNS-3-06)	2	
-12	50334-00		TUBE ASSEMBLY - Torque, ice protection door	2	
-13	50848-00		ROD ASSEMBLY - Ice dump door	4	
-14	488 327		* TERMINAL - Tie rod (AN665-21R)	2	
-15	404 224		* NUT - (AN315-3R)	2	
-16	50324-00		DOOR ASSEMBLY - Engine air ice protection	2	
-17	50324-10		* HINGE - Forward half	1	
-18	50324-11		* HINGE - Aft half	1	
-19	50324-12		* PIN - Hinge	1	
-19a	50324-13		* GASKET - Seal (13 25 inches long)	4	
	50324-14		* GASKET - Seal (6 88 inches long)	4	
-20	407 564		WASHER - (AN960-10)	4	
-21	50574-00		DOOR ASSEMBLY - Oil cooler exhaust	2	
-22	51674-02		* BRACKET ASSEMBLY - Oil cooler door	1	
-23	50574-05		* HINGE - Half	2	
-24	50574-07		* PIN - Hinge	1	
-25	50165-00	E	TRANSMISSION ASSEMBLY - Ice protection door (complete)	2	31T-7400002 to 31T-7520042 incl
	50165-03	C	TRANSMISSION ASSEMBLY - Ice protection door (complete)	2	
-26	53801-00		* TRANSMISSION ASSEMBLY	1	
-27	757 833		* * COUPLING - Transmission	1	
-28	51167-00		* END FITTING - Transmission push	1	
-29	480 740		* PIN - Roll (59-012-062-1000)	1	
-30	24948-02		* BRAKE AND ARM ASSEMBLY	1	
-31	24932-00		* * ARM	1	
-32	24933-00		* * PLUNGER	1	
-33	83302-61		* * SPRING	1	
-34	43988-03		* * SOLENOID	1	
-35	21418-02		* ROD	1	
-36	60054-18		* LINK	1	
-37	475 194		* MOTOR ASSEMBLY	1	
-38	50165-02		TRANSMISSION ASSEMBLY - Oil cooler	2	
-39	53801-00		* TRANSMISSION ASSEMBLY	1	
-39a	757 833		* * COUPLING - Transmission	1	
-40	50150-00		* ROD ASSEMBLY - Transmission push	1	
-41	480 740		* PIN - Roll (59-012-062-1000)	1	
-42	24948-02		* BRAKE AND ARM ASSEMBLY	1	
-43	24932-00		* * ARM	1	
-44	24933-00		* * PLUNGER	1	
-45	83302-61		* * SPRING	1	
-46	43988-03		* * SOLENOID	1	
-47	21418-02		* ROD	1	
-48	60054-18		* LINK	1	
-49	475 194		* MOTOR ASSEMBLY - (M0581177A)	1	

When ordering, always specify Part Number, Description and Serial Number of Aircraft

PIPER PARTS CATALOG

Figure and Index Number	Part Number	Code	NOMENCLATURE	No. Req.	SERIAL NUMBERS AFFECTED
74-50	51283-00		PLATE - Switch	2	
-51	487 819		SWITCH - (MS25253-3)	2	
-52	51281-00		SPACER - Cowl flap switch	2	
-53	50189-00		SLEEVE - Oil cooler door transmission	2	
	404 330		NUT - (AN318-6R)	2	
-54	83302-80		SPRING	2	
-55	50815-00		BRACKET - Transmission mounting, left	2	
	50815-01		BRACKET - Transmission mounting, right	2	
-56	50810-00		PLATE ASSEMBLY - Torque tube support	4	
-57	452 523		* BEARING - (FF-838-1)	1	
-58	424 174		PIN - Straight, headed (MS20392-2C-11)	4	
	407 564		WASHER - (AN960-10)	4	
	424 051		COTTER PIN - (MS24665-132)	4	
-59	82732-68		BUSHING	4	
	407 584		WASHER - (AN960-10L)	4	
	400 440		BOLT - (AN3-6A)	4	
	404 887		NUT - (MS20365-1032C)	4	
-60	400 446		BOLT - (AN3-20A)	8	
	407 564		WASHER - (AN960-10)	8	
	404 887		NUT - (MS20365-1032C)	8	
-61	400 437	E	BOLT - (AN3-3A)	8	31T-7400002 to 31T-7620019 incl
	404 887	E	NUT - (MS20365-1032C)	8	31T-7400002 to 31T-7620019 incl.
	411 531	B	SCREW - (MS35207-262)	6	
-62	416 092	E	SCREW - (MS35265-30)	4	31T-7400002 to 31T-7620019 incl
	404 909	E	NUT - (MS20365-632C)	4	31T-7400002 to 31T-7620019 incl
	418 092	B	SCREW - (MS35265-30)	2	
	404 909	B	NUT - (MS20365-632C)	2	
-63	414 762		SCREW - (MS24693-S51)	18	
	407 583		WASHER - (AN960-8L)	18	
	404 910		NUT - (MS20365-832C)	18	
-64	424 175		PIN - Straight, headed (MS20392-2C13)	8	
	407 584		WASHER - (AN960-10L)	8	
	424 051		COTTER PIN - (MS24665-132)	8	
-65	401 266		BOLT - (AN3-5A)	8	
	407 584		WASHER - (AN960-10L)	8	
	404 887		NUT - (MS20365-1032C)	8	
-66	424 178		PIN - Straight, headed (MS20392-2C19)	2	
	407 584		WASHER - (AN960-10L)	4	
	424 051		COTTER PIN - (MS24665-132)	2	
-67	400 441		BOLT - (AN3-7A)	2	
	407 584		WASHER - (AN960-10L)	2	
	404 887		NUT - (MS20365-1032C)	2	
-68	42129-02		BUSHING	4	
	400 446		BOLT - (AN3-16A)	4	
	407 587		WASHER - (AN960-616L)	8	
	404 887		NUT - (MS20365-1032C)	4	
-69	400 057		BOLT - (AN3-12)	2	
	407 564		WASHER - (AN960-10)	8	
	404 100		NUT - (AN310-3)	2	
	424 052		COTTER PIN - (MS24665-134)	2	
-70	415 509		SCREW - (MS35206-219)	4	
-71	487 804	E	SWITCH - (MS25253-1)	2	31T-7400002 to 31T-7520042 incl
	587 999	E	SWITCH - (V3-1-D8)	2	31T-7520043 to 31T-7820032 incl
	487 804	D	SWITCH - (MS25253-1)	2	
-72	51287-02		HINGE ASSEMBLY - Cowl flap switch	1	

When ordering, always specify Part Number, Description and Serial Number of Aircraft

PIPER PARTS CATALOG

Figure and Index Number	Part Number	Code	NOMENCLATURE	No. Req	SERIAL NUMBERS AFFECTED
74-73	487 819	E	SWITCH - (MS25253-3)	2	31T-7400002 to 31T-7520042 incl
	587 999	E	SWITCH - (V3-1-D8)	2	31T-7520043 to 31T-7820032 incl
	487 819	D	SWITCH - (MS25253-3)	2	
-74	555 806		PLUG - (206153-1)	1	
-75	451 841		ACTUATOR - (JV-5)	2	
-76	46541-00		PLATE - Switch actuator	2	
-77	50813-00		SEAL PLATE - Cowl (stainless steel)	2	
-78	50814-00		SPACER - Seal plate	2	

When ordering, always specify Part Number, Description and Serial Number of Aircraft

PIPER PARTS CATALOG

THIS PAGE INTENTIONALLY LEFT BLANK

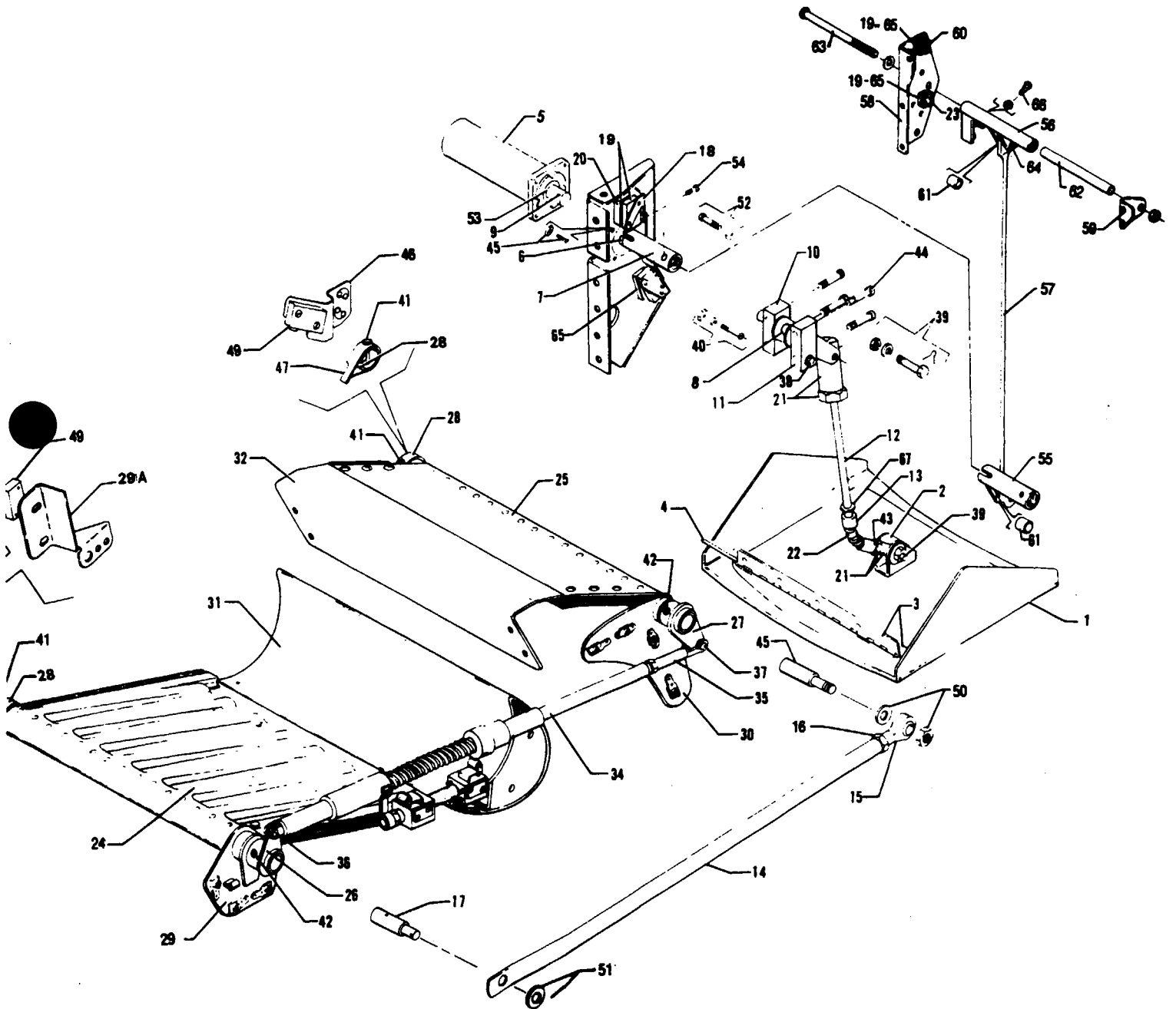


Figure 74A Air Inlet and Ice Protection Installation
(See Code "A")

PIPER PARTS CATALOG

CODE EXPLANATIONS FOR FIGURE 74A

- A - Used on PA-31T1 with serial numbers 31T-8304001 to 31T-8304003 inclusive, 31T-1104004 and up
- B - Used on PA-31T1 with serial numbers 31T-8304001 to 31T-8304003 inclusive, 31T-1104004 to 31T-1104011 inclusive

PIPER PARTS CATALOG

Figure and Index Number	Part Number	Code	NOMENCLATURE	No. Req.	SERIAL NUMBERS AFFECTED
74A-	81869		DRAWING - Air Inlet and Ice Protection Installation		
-1	50574-00		DOOR ASSEMBLY - Oil cooler exhaust	2	
-2	51674-02		* BRACKET ASSEMBLY - Oil cooler door	1	
-3	50574-05		* HINGE - Half	2	
-4	50574-07		* PIN - Hinge	1	
-5	02036-02		MOTOR ASSEMBLY - Door actuating (317A246)	2	
-6	47830-00		BUSHING - Adapter	2	
-7	01853-02	B	SLEEVE ASSEMBLY - Limit switch actuating, left	1	
-8	01840-02		SHAFT ASSEMBLY - Oil cooler door	2	
-9	86092-111		PIN - Drive, motor shaft	2	
-10	01837-03		BLOCK - Torque tube bearing	2	
-11	01837-02		BLOCK - Torque tube bearing	2	
-12	01839-02		ROD - Oil cooler door	2	
-13	01836-02		SPACER - Rod	2	
-14	01512-02		TUBE ASSEMBLY - Cowl reinforcement	2	
-15	452 775		* BEARING - Rod end (MXK-46-16A)	1	
-16	404 330		* NUT - (AN316-6R)	1	
-17	01514-02		END - Torque tube, aft	2	
	01514-03		END - Torque tube, forward	2	
-18	46541-01	B	PLATE - Switch, left	1	
-19	487 804		SWITCH - (MS25253-1)	6	
-20	01838-02		SPACER - Switch	2	
-21	50189-00		SLEEVE - Oil cooler door transmission	4	
	404 330		NUT - (AN316-6R)	4	
-22	83302-80		SPRING	2	
-23	46541-02		SPACER - Switch	2	
-24	01092-02		VANE ASSEMBLY - Forward (complete)	2	
-25	01099-02		VANE ASSEMBLY - Aft (complete)	2	
-26	81902-06		ARM ASSEMBLY - Forward vane actuator	2	
-27	81899-05		ARM ASSEMBLY - Aft vane actuator	2	
-28	01092-08		SLEEVE	4	
-29	81914-12		PLATE ASSEMBLY - Mounting, forward vane, left	2	
	81914-15		PLATE ASSEMBLY - Mounting, forward vane, right	2	
-29a	01924-02		* BRACKET - Forward vane switch, right	1	
-30	81907-02		PLATE ASSEMBLY - Mounting, aft vane, left	2	
	81907-07		PLATE ASSEMBLY - Mounting, aft vane, right	2	
-31	81836-02		VANE ASSEMBLY - Directional	2	
-32	81944-02		ANGLE - Deflector stop	2	
-33	51287-02		HINGE ASSEMBLY - Cowl flap switch	2	
-34	02124-02		ACTUATOR - Electric	2	
-35	01470-02		CLEVIS - Actuator attachment	2	
	404 330		NUT - (AN316-6R)	2	
-36	424 209		PIN - (MS20392-3-25)	2	
	407 585		WASHER - (AN960-416L)	6	
	424 051		COTTER PIN - (MS24665-132)	2	
-37	424 205		PIN - (MS20392-3C17)	2	
	407 585		WASHER - (AN960-416L)	2	
	424 051		COTTER PIN - (MS24665-132)	2	
-38	401 285		BOLT - (AN3-30A)	2	
	86102-116		BUSHING	2	
	404 887		NUT - (MS20365-1032C)	2	
-39	400 057		BOLT - (AN3-12)	4	
	407 564		WASHER - (AN960-10)	12	
	404 100		NUT - (AN310-3)	4	
	424 052		COTTER PIN - (MS24665-134)	4	

When ordering, always specify Part Number, Description and Serial Number of Aircraft

PIPER PARTS CATALOG

Figure and Index Number	Part Number	Code	NOMENCLATURE	No. Req.	SERIAL NUMBERS AFFECTED
74A-40	415 509		SCREW - (MS35206-219)	8	
	407 040		WASHER - (MS35338-40)	8	
	404 596		NUT - (MS20341-4S)	8	
-41	415 295		SCREW - (MS27039-0820)	4	
	407 563		WASHER - (AN960-8)	4	
	404 910		NUT - (MS20365-832C)	4	
-42	400 008		BOLT - (AN4-13A)	4	
	407 565		WASHER - (AN960-416)	4	
	404 888		NUT - (MS20365-428C)	4	
-43	86102-115		BUSHING - Spacer	2	
-44	400 444		BOLT - (AN3-13A)	8	
-45	415 491		SCREW - (MS35206-216)	8	
	404 908		NUT - (MS20365-440C)	8	
-46	01915-02		BRACKET ASSEMBLY - Aft vane switch	2	
-47	01951-02		TAB - Aft switch actuator	2	
-48	01571-02		TAB - Forward switch actuator	2	
-49	487 927		SWITCH - Actuator (6PL41)	4	
-50	407 565		WASHER - (AN960-416)	2	
	404 887		NUT - (MS20365-428C)	2	
-51	407 567		WASHER - (AN960-616)	2	
	424 059		COTTER PIN - (MS24665-283)	2	
-52	415 538		SCREW - (MS35206-248)	2	
	404 910		NUT - (MS20365-832C)	2	
-53	407 586		WASHER - (AN960-516L)	2	
-54	415 520		SCREW - Stop (MS35206-230)	3	
-55	02107-02	B	SLEEVE ASSEMBLY - Torque tube, lower right	1	
	02107-02		SLEEVE ASSEMBLY - Torque tube	2	31T-1104012 and up
-56	02115-02	B	SLEEVE ASSEMBLY - Torque tube, upper right	1	
	02115-02		SLEEVE ASSEMBLY - Torque tube	2	31T-1104012 and up
-57	02387-02	B	LINK ASSEMBLY - Switch indicator	1	
	02387-02		LINK ASSEMBLY - Switch indicator	2	31T-1104012 and up
-58	02113-02	B	BRACKET ASSEMBLY - Link assembly mounting	1	
	02113-02		BRACKET ASSEMBLY - Link assembly mounting	2	31T-1104012 and up
-59	02114-02	B	BRACKET ASSEMBLY - Link assembly mounting	1	
	02114-02		BRACKET ASSEMBLY - Link assembly mounting	2	31T-1104012 and up
-60	46541-00	B	PLATE - Switch actuator	1	
	46541-00		PLATE - Switch actuator	2	31T-1104012 and up
-61	39994-16	B	BUSHING	2	
	39994-16		BUSHING	4	31T-1104012 and up
-62	86102-117	B	BUSHING	1	
	86102-117		BUSHING	2	31T-1104012 and up
-63	400 456	B	BOLT - (AN3-31A)	1	
	400 456		BOLT - (AN3-31A)	2	31T-1104012 and up
	407 564	B	WASHER - (AN960-10)	1	
	407 564		WASHER - (AN960-10)	2	31T-1104012 and up
	404 887	B	NUT - (MS20365-1032C)	1	
	404 887		NUT - (MS20365-1032C)	2	31T-1104012 and up

When ordering, always specify Part Number, Description and Serial Number of Aircraft

PIPER PARTS CATALOG

Figure and Index Number	Part Number	Code	NOMENCLATURE	No Req.	SERIAL NUMBERS AFFECTED
74A-64	400 052	B	BOLT - (AN3-5)	2	
	400 052		BOLT - (AN3-5)	4	31T-1104012 and up
	407 564	B	WASHER - (AN960-10)	2	
	407 564		WASHER - (AN960-10)	4	31T-1104012 and up
	404 100	B	NUT - (AN310-3)	2	
	404 100		NUT - (AN310-3)	4	31T-1104012 and up
	424 052	B	COTTER PIN - (MS24665-135)	2	
	424 052		COTTER PIN - (MS24665-135)	4	31T-1104012 and up
-65	51283-00	B	PLATE - Switch	3	
	51283-00		PLATE - Switch	4	31T-1104012 and up
-66	404 224	B	SCREW - (AN315-3R)	2	
	404 224		SCREW - (AN315-3R)	4	31T-1104012 and up
	411 535	B	NUT - (MS35207-266)	2	
	411 535		NUT - (MS35207-266)	4	31T-1104012 and up
-67	50813-02		SEAL PLATE - Cowl (stainless steel)	2	

When ordering, always specify Part Number, Description and Serial Number of Aircraft

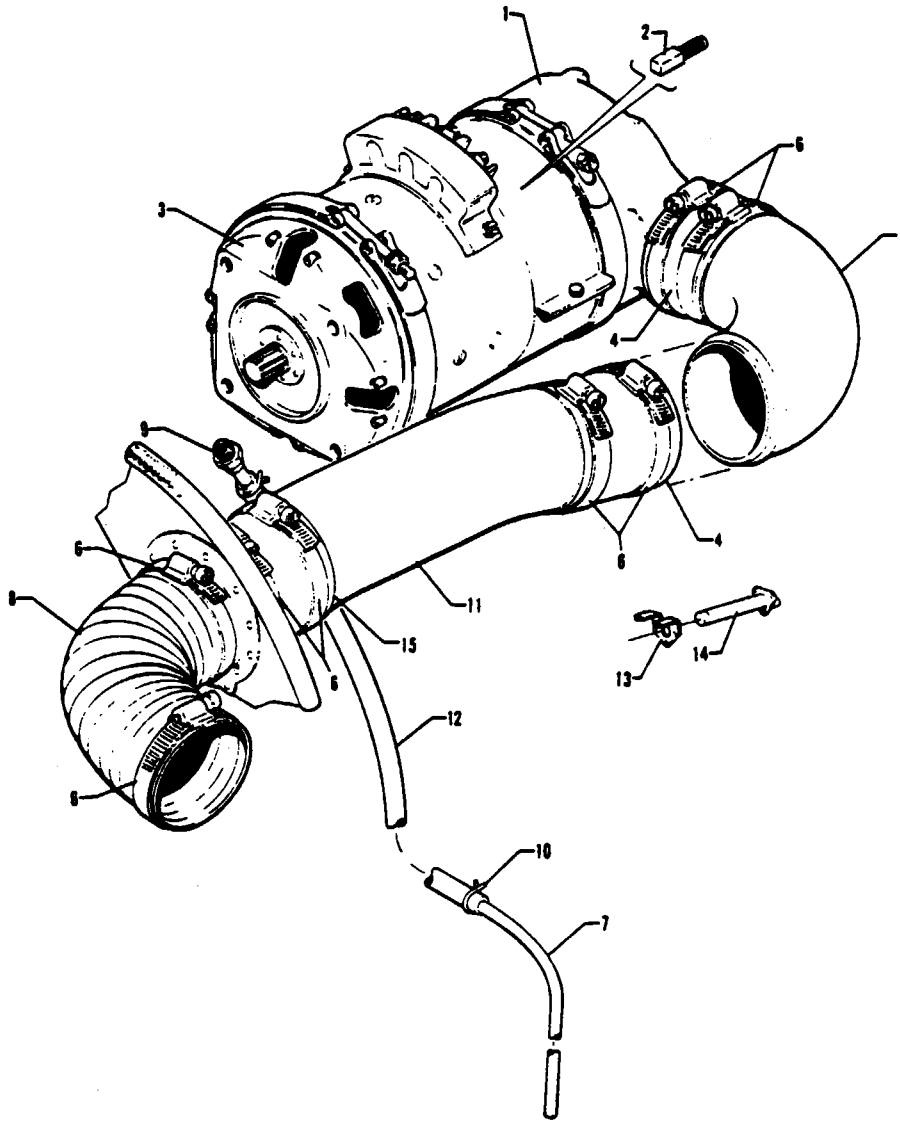


Figure 75 Engine Starter Generator Installation

PIPER PARTS CATALOG

CODE EXPLANATIONS FOR FIGURE 75

- A - Used on PA-31T only
- B - Used on PA-31T1 only
- C - Used on PA-31T with serial numbers 31T-7720065 and up, PA-31T1 with serial numbers 31T-7804001 to 31T-8104101 inclusive, and PA-31T2 with serial numbers 31T-8166001 to 31T-8166076 inclusive
- D - Used on PA-31T1 with serial numbers 31T-8304001 and up Also used on PA-31T1 with serial numbers 31T-7804001 to 31T-8104101 inclusive if aircraft complies with C A A (United Kingdom) requirements
- E - Used on PA-31T with serial numbers 31T-8120001 and up, PA-31T1 with serial numbers 31T-8104001 to 31T-8104101 inclusive, and PA-31T2 with serial numbers 31T-8166001 to 31T-8166076 inclusive
- F - Used if Lear Siegler Starter Generator is installed
- G - Used if Auxilec Inc Starter Generator is installed
- H - Used on Lear Siegler Starter Generator only
- J - See Figure 75A for component parts
- K - Used on PA-31T with serial number 31T-7820065 and up, and PA-31T2
- L - If Starter Generator Modification Kit 761 144 (converts starter generator to a clamp band mounted quick - attach - detach configuration) has been installed, order starter generator part number 51130-02
- M - Also used on PA-31T with serial numbers 31T-7400002 to 31T-7720064 inclusive if Starter Generator Modification Kit 761 144 has been installed
- N - Used on PA-31T1 with serial numbers 31T-8304001 to 31T-8304003 inclusive, 31T-1104004 and up
- O - Used on PA-31T1 with serial numbers 31T-8304001 to 31T-8304003 inclusive, 31T-1104004 and up, and PA-31T2 with serial numbers 31T-1166001 and up

PIPER PARTS CATALOG

Figure and Index Number	Part Number	Code	NOMENCLATURE	No Req.	SERIAL NUMBERS AFFECTED
75-	50900	A	DRAWING - Power Plant Installation (Left and Right Engines)		31T-7400002 to 31T-7820064 incl
	50900	K	DRAWING - Power Plant Installation (Left Engine Only)		
	49209	K	DRAWING - Power Plant Installation (Right Engine Only)		
	49575	B	DRAWING - Power Plant Installation		31T-7804001 to 31T-8104101 incl
	81990	N	DRAWING - Power Plant Installation		
	51131		DRAWING - Starter Generator Installation		
-1	51130-00	A.L	STARTER GENERATOR ASSEMBLY - Complete	2	31T-7400002 to 31T-7720064 incl
	51130-02	C	STARTER GENERATOR ASSEMBLY - Aft unit (quick disconnect)(Lear Siegler)	2	
	764 803	E J	STARTER GENERATOR ASSEMBLY - (8013C-1 Auxilec. Inc)	2	
	764 835	O	STARTER GENERATOR ASSEMBLY - (8012C1-1 Auxilec. Inc)	2	
-2	758 344	H	* BRUSH - Starter generator (30010-1026)	8	
-3	51130-03	C.F.M	STARTER GENERATOR QUAD KIT - Forward unit	2	
-4	42172-06		COUPLING - Starter generator cooling	4	
-5	51126-00		ELBOW ASSEMBLY - Starter generator cooling	2	
-6	554 972		CLAMP - Starter generator cooling (SAE TY F-52)	16	
-7	50512-04		TUBE - Starter generator drain	2	
-8	29998-12		HOSE - Air duct	2	
-9	451 857		ADAPTER - Drain (AN840-4D)	2	
-10	454 983		CLAMP - (SAE TY E-8)	4	
-11	51125-00		DUCT - Starter generator cooling	2	
-12	61541-30		HOSE - Starter generator drain	2	
-13	29569-02	B D	BRACKET - Fire detector mounting	2	
-14	50642-00	B.D	DETECTOR ASSEMBLY - Fire	2	
-15	42172-06	F	COUPLING - Starter generator cooling	2	
	42172-08	G	COUPLING - Starter generator cooling	2	

When ordering, always specify Part Number, Description and Serial Number of Aircraft

PIPER PARTS CATALOG

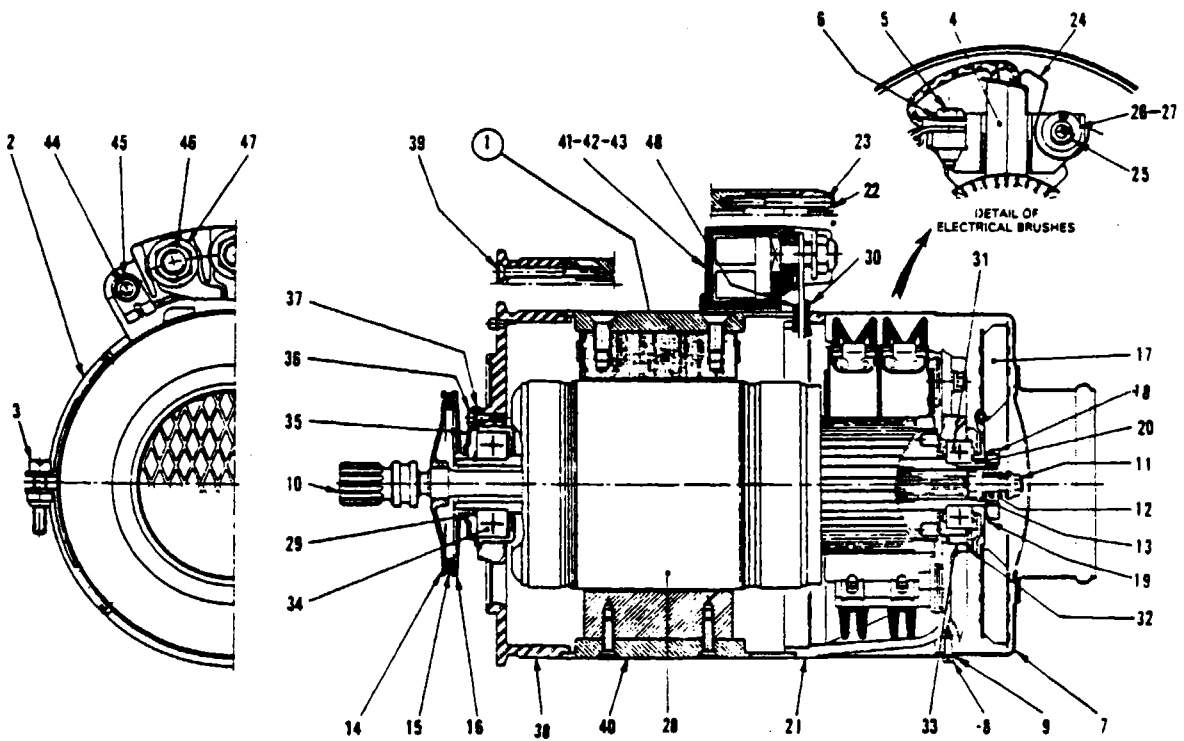
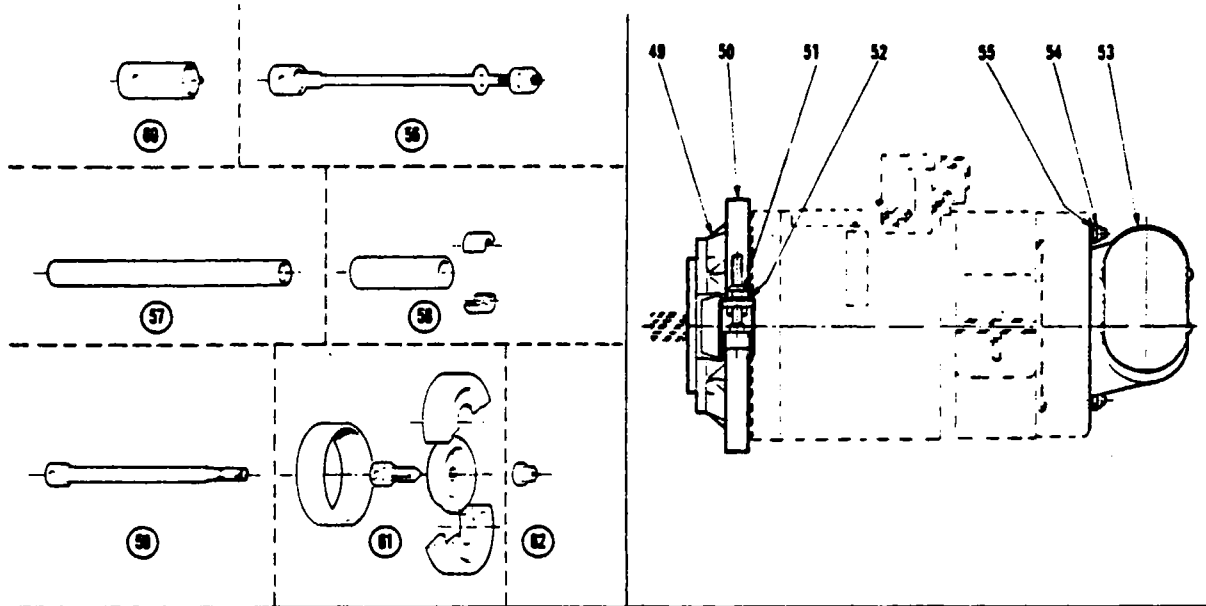


Figure 75A Starter Generator Assembly (Auxilec. Inc)
(See Code "A")

REVISED MARCH 1984

PIPER PARTS CATALOG

CODE EXPLANATIONS FOR FIGURE 75A

- A - Used on PA-31T with serial numbers 31T-8120001 and up, PA-31T1 with serial numbers 31T-8104001 to 31T-8104101 inclusive, and PA-31T2 with serial numbers 31T-8166001 to 31T-8166076 inclusive
- B - These parts are included in Starter Generator Maintenance Kit P/N 764 143 and Starter Generator Overhaul Kit P/N 764 144
- C - These parts are included in Starter Generator Overhaul Kit 764 144
- D - This Kit contains sufficient parts to maintain one (1) starter generator
- E - This kit contains sufficient parts to overhaul five (5) starter generators

PIPER PARTS CATALOG

Figure and Index Number	Part Number	Code	NOMENCLATURE	No. Req.	SERIAL NUMBERS AFFECTED
75A-	51131		DRAWING - Starter Generator Installation		
-1	764 803		STARTER GENERATOR ASSEMBLY (8013C-1) (less mounting adapter and air inlet)	2	
-2	758 564	B	* BRUSH BAND - (505254)	1	
-3	762 474		** SCREW - (408838)	1	
-4	758 535	B	* BRUSH ASSEMBLY - (408768B1)	8	
-5	762 475	B	* SCREW - (DZ010G040015UL)	8	
-6	763 769	B	* WASHER - Flat (JEAA040UL)	8	
-7	763 382	B	* COVER - (P601862)	1	
-8	762 476	B	* SCREW - (22296AG030008L)	4	
-9	763 770	B	* WASHER - Flat (JEAA030UL)	4	
-10	762 477	C	* SHAFT - Drive (409697)	1	
-11	756 622	C	* NUT - (6PH135M)	1	
-12	762 478	C	* SPRING - (409704)	1	
-13	763 771	C	* WASHER - (409703)	1	
-14	754 654		* DISC - Damper (505419)	1	
-15	754 655	B	* DISC - Fibrous (408740)	1	
-16	754 656		* DISC - Damper (409210)	1	
-17	754 878	B	* FAN - (505237)	1	
-18	755 623	B	* NUT - (409145)	1	
-19	763 772	B	* WASHER - (49648)	1	
-20	764 145	B	* KEY - Machine (4V6775)	1	
-21	763 383		* COMMUTATOR BEARING ASSEMBLY - (505810)	1	
-22	762 479		* SCREW - (DZQ1QG040040UL)	8	
-23	763 773		* WASHER - Key (46100)	8	
-24	762 480		* SPRING - Brush (408779)	8	
-25	763 519		* PIN - (HSCA010016U)	4	
-26	763 774		* WASHER - (409987)	4	
-27	762 481		* SPACER - Sleeve (47601)	4	
-28	763 042	C	* ARMATURE	1	
-29	763 384	B	* CIR CLIP - (7101-0200A120T)	1	
-30	755 104		* GASKET - (409057)	1	
-31	758 565	B	* BALL BEARING - (409833)	1	
-32	763 385	B	* CLAMP - (409564)	1	
-33	762 482	B	* SCREW - (DDQ1KD040010UL)	4	
-34	758 566	B	* BALL BEARING - (102626N1)	1	
-35	763 386	B	* CLAMP - (408732-1)	1	
-36	762 483	B	* SCREW - (DZQ1QG030008UL)	4	
-37	763 775	B	* WASHER - Key (P073811)	4	
-38	754 879	C	* FLANGE - Mounting (505268-2)	1	
-39	762 484	C	* SCREW - (DDQ1KD040040UL)	8	
-40	762 485		* STATOR ASSEMBLY - (800201)	1	
-41	762 045	C	** TERMINAL BOARD - (800202)	1	
-42	762 486	C	** SCREW - (DZQ1QG050012UL)	2	
-43	763 776	C	** WASHER - Key (401219)	2	
-44	755 624	C	** NUT - (F22NTM02)	2	
-45	763 777	C	** WASHER - Flat (JEAA050UL)	2	
-46	755 625	C	** NUT - (F52NTE064)	3	
-47	763 778	C	** WASHER - Flat (521001-24)	3	
-48	755 498		** INSULATOR - (408777)	1	
-49	761 771		MOUNTING ADAPTER - (603871)	2	
-50	764 663	C	CLAMPING BAND ASSEMBLY - (408743-1)	2	

When ordering, always specify Part Number, Description, and Serial Number of Aircraft

PIPER PARTS CATALOG

Figure and Index Number	Part Number	Code	NOMENCLATURE	No. Req.	SERIAL NUMBERS AFFECTED
75A-51	755 626		* NUT - (6PA10CC)	1	
-52	763 779		* WASHER - Flat (JECC060U)	1	
-53	763 043		AIR INLET ASSEMBLY - (P601793)	2	
-54	755 624		* NUT - (F22NTM02)	3	
-55	763 777		* WASHER - Flat (JEAA050UL)	3	
-56	762 046		TOOL - Starter generator maintenance (E3487)	AR	
-57	762 047		TOOL - Starter generator maintenance (E3390)	AR	
-58	762 048		TOOL - Starter generator maintenance (E3370)	AR	
-59	764 146		KEY - Starter generator maintenance (E3392)	AR	
-60	764 147		KEY - Starter generator maintenance (406394)	AR	
-61	764 503		EXTRACTOR - Starter generator maintenance (A1003)	AR	
-62	764 504		END PIECE - Starter generator maintenance (4809378)	AR	
-63	764 142		KIT - Balancing wire (800196)	AR	
-64	764 143	D	KIT - Starter generator maintenance (800219)	AR	
-65	764 144	E	KIT - Starter generator overhaul (800220)	AR	

When ordering, always specify Part Number, Description and Serial Number of Aircraft

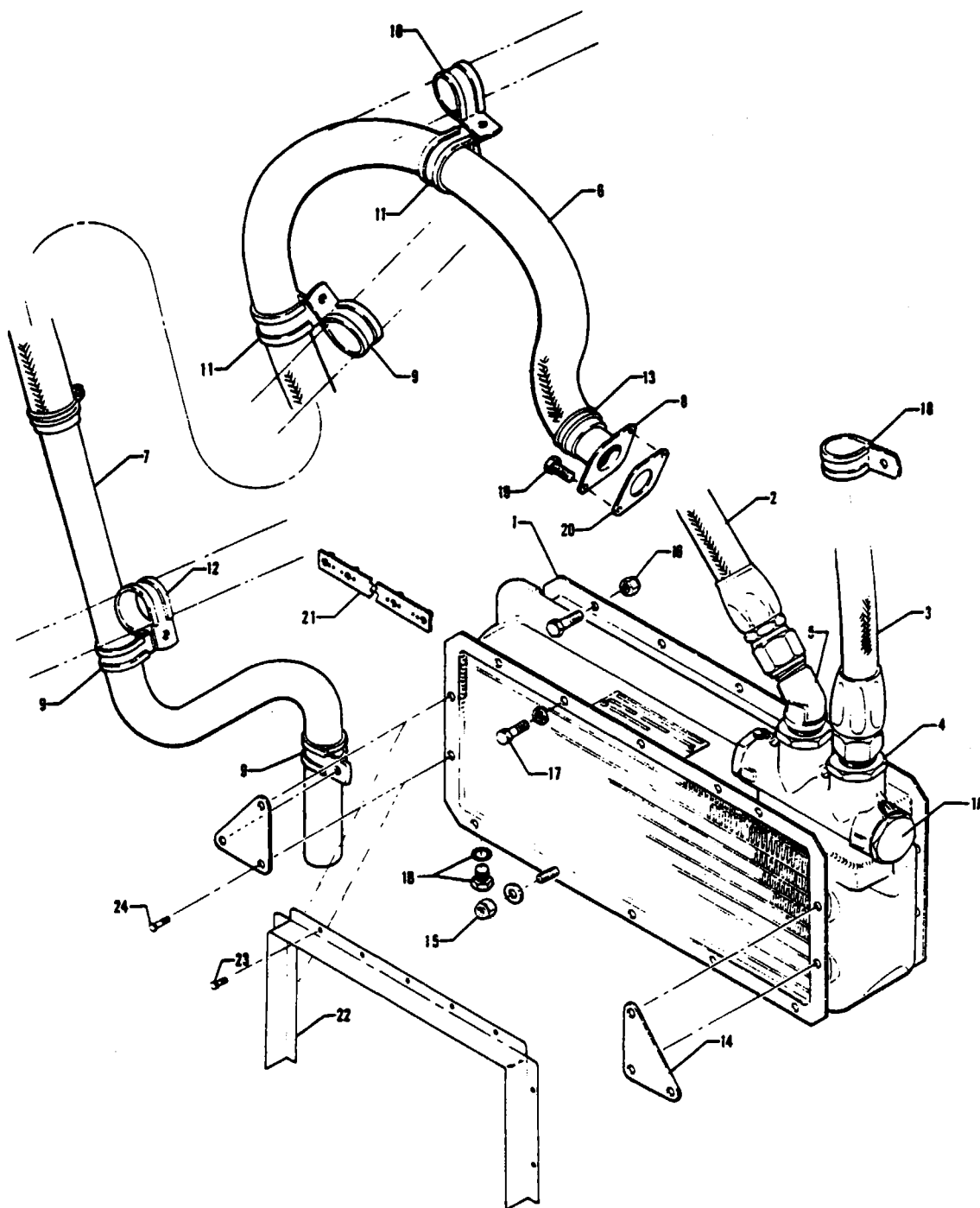


Figure 76 Oil Cooler and Breather System Installation

REVISED: MAY 1983

PIPER PARTS CATALOG

CODE EXPLANATIONS FOR FIGURE 76

- A - Used on PA-31T only
- B - Used on PA-31T1 only
- C - When ordering part for aircraft that comply with C A A (United Kingdom) requirement, specify that hose must be manufactured by Aero Quip Corporation
- D - Used on PA-31T with serial numbers 31T-7820065 and up, and on PA-31T2
- E - Used on PA-31T, PA-31T1 with serial numbers 31T-7804001 to 31T-8104101 inclusive, and PA-31T2
- F - Used on PA-31T1 with serial numbers 31T-8304001 to 31T-8304003 inclusive, 31T-1104004 and up

PIPER PARTS CATALOG

Figure and Index Number	Part Number	Code	NOMENCLATURE	No Req.	SERIAL NUMBERS AFFECTED
76-	50500	E	DRAWING - Air Inlet and Ice Protection System Installation		
	81869	F	DRAWING - Air Inlet and Ice Protection System Installation		
	50900	A	DRAWING - Power Plant Installation (Left and Right Engines)		31T-7400002 to 31T-7820064 incl
	50900	D	DRAWING - Power Plant Installation (Left Engine Only)		
	49209	D	DRAWING - Power Plant Installation (Right Engine Only)		
	49575	B	DRAWING - Power Plant Installation		31T-7804001 to 31T-8104101 incl
	81869	F	DRAWING - Power Plant Installation		
-1	51173-03		COOLER ASSEMBLY - Oil	2	
-1a	756 571		* VALVE - Thermostatic by-pass (8537927)	1	
-1b	763 457		* PLUG - Drain (8529791)	1	
	752 602		* "O" RING - Drain plug (8534162)	1	
-2	80026-05	C	HOSE ASSEMBLY - Oil cooler inlet	2	
-3	39995-17	C	HOSE ASSEMBLY - Oil cooler outlet	2	
-4	491 073		UNION - (AN815-12D)	2	
	484 861		"O" RING - (NAS1595-12)	2	
-5	558 872		ELBOW - (AN837-12D)	2	
	484 861		"O" RING - (NAS1595-12)	2	
	477 738		NUT - (AN924-12D)	2	
-6	49998-33		HOSE - Oil breather	2	
-7	50495-02	E	TUBE - Oil breather	2	
	01292-02	F	TUBE - Oil breather	2	
-8	50673-00		TUBE ASSEMBLY - Breather take-off	2	
-9	454 977		CLAMP - (PS10017-2-16)	6	
-10	454 862		CLAMP - (PS10017-2-14)	2	
-11	554 776		CLAMP - (PS10017-2-22)	4	
-12	454 852		CLAMP - (PS10017-2-18)	2	
-13	454 803		CLAMP - (S1-3800)	4	
-14	50485-00	E	BRACKET - Drain support	4	
	81945-02	F	PLATE ASSEMBLY - Drain support inboard left and outboard right	2	
	81945-03	F	PLATE ASSEMBLY - Drain support inboard right and outboard left	2	
-15	400 438	E	BOLT - (AN3-4A)	10	
	407 584	E	WASHER - (AN960-10L)	10	
	404 887	E	NUT - (MS20365-1032C)	10	
-16	400 438		BOLT - (AN3-4A)	20	
	404 887		NUT - (MS20365-1032C)	20	
-17	400 438	E	BOLT - (AN3-4A)	10	
	414 779	F	SCREW - (MS24693-S49)	10	
	80122-133	E	WASHER	10	
-18	554 941		CLAMP - (PS10017-2-20)	6	
-19	401 263		BOLT - Breather take-off (AN3H-3A)	4	
-20	54026-00		GASKET - Breather tube	2	
-21	54552-02	E	STRIP - Gang. oil cooler	2	
	81924-02	F	NUT PLATE ASSEMBLY - Oil cooler	2	
-22	81930-03	F	HOOD ASSEMBLY - Oil cooler inlet	2	
-23	415 544	F	SCREW - (MS35206-244)	10	
-24	400 438	E	BOLT - (AN3-4A)	4	
	414 779	F	SCREW - (MS24693-S49)	4	
	407 564	E	WASHER - (AN960-10)	4	
	404 887	E	NUT - (MS20365-1032C)	4	

When ordering, always specify Part Number, Description and Serial Number of Aircraft

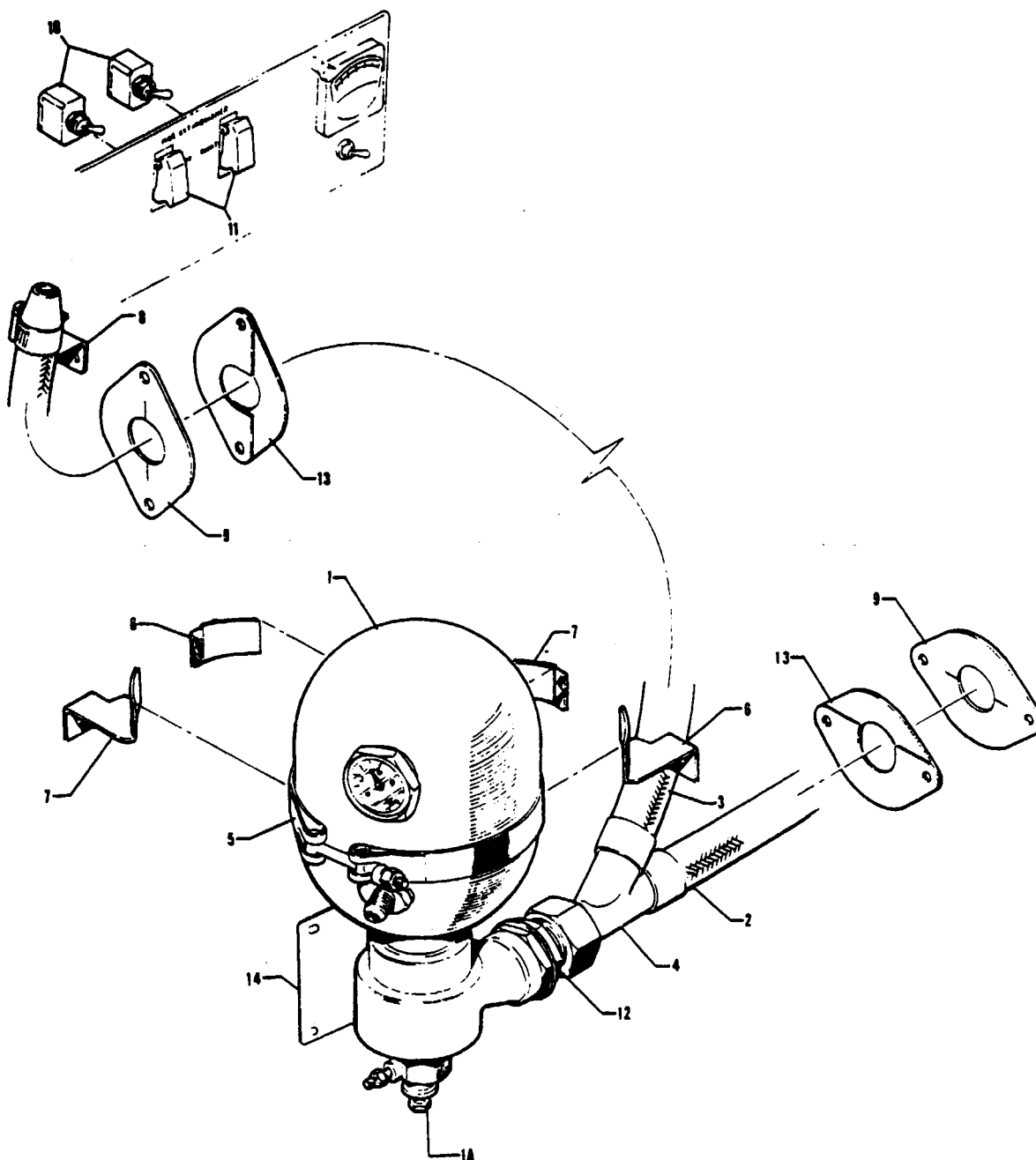


Figure 77 Engine Compartment Fire Extinguisher System Installation

PIPER PARTS CATALOG

CODE EXPLANATIONS FOR FIGURE 77

- A - Used on PA-31T with serial numbers 31T-7400002 to 31T-8020092 inclusive, and on PA-31T1 with serial numbers 31T-7804001 to 31T-8004057 inclusive. See Figure 130A for PA-31T with serial numbers 31T-8120001 and up, and PA-31T1 with serial numbers 31T-8104001 to 31T-8304003 inclusive, 31T-1104004 and up
- B - Used on PA-31T1 with serial numbers 31T-8304001 to 31T-8304003 inclusive, 31T-1104004 and up

PIPER PARTS CATALOG

Figure and Index Number	Part Number	Code	NOMENCLATURE	No Req	SERIAL NUMBERS AFFECTED
77-	50906		DRAWING - Engine Compartment Fire Extinguisher System Installation		
-1	754 781		EXTINGUISHER - 60 cu in (30104100)	2	
-1a	764 650		* CARTRIDGE ASSEMBLY - Squib (13083-5)	1	
-2	754 604		DISCHARGE TUBE - (49-702-1)	2	
-3	754 605		DISCHARGE TUBE - (34975618)	2	
-4	754 606		DISCHARGE FITTING ASSEMBLY - (35240003)	2	
-5	757 995		CLAMP - (38-701)	2	
-6	757 996		CLIP - Extinguisher (13265)	4	
-7	757 997		CLIP - Extinguisher (13265-1)	4	
-8	758 011		CLIP - Mounting (33540030)	2	
-9	50909-00		GASKET - Fire seal, fire extinguisher tube	4	
-10	487 860	A	SWITCH - (2FA54-73)	2	
-11	463 600	A	GUARD - Switch (8947K1)	2	
-12	491 098		UNION - (AN832-12)	2	
	407 576		WASHER - (AN960-1716)	2	
	477 737		NUT - (AN924-12)	2	
-13	50908-00		PLATE - Fire seal, fire extinguisher tube	8	
-14	01139-02	B	PLATE - Fire extinguisher mounting	2	

When ordering, always specify Part Number, Description and Serial Number of Aircraft

PIPER PARTS CATALOG

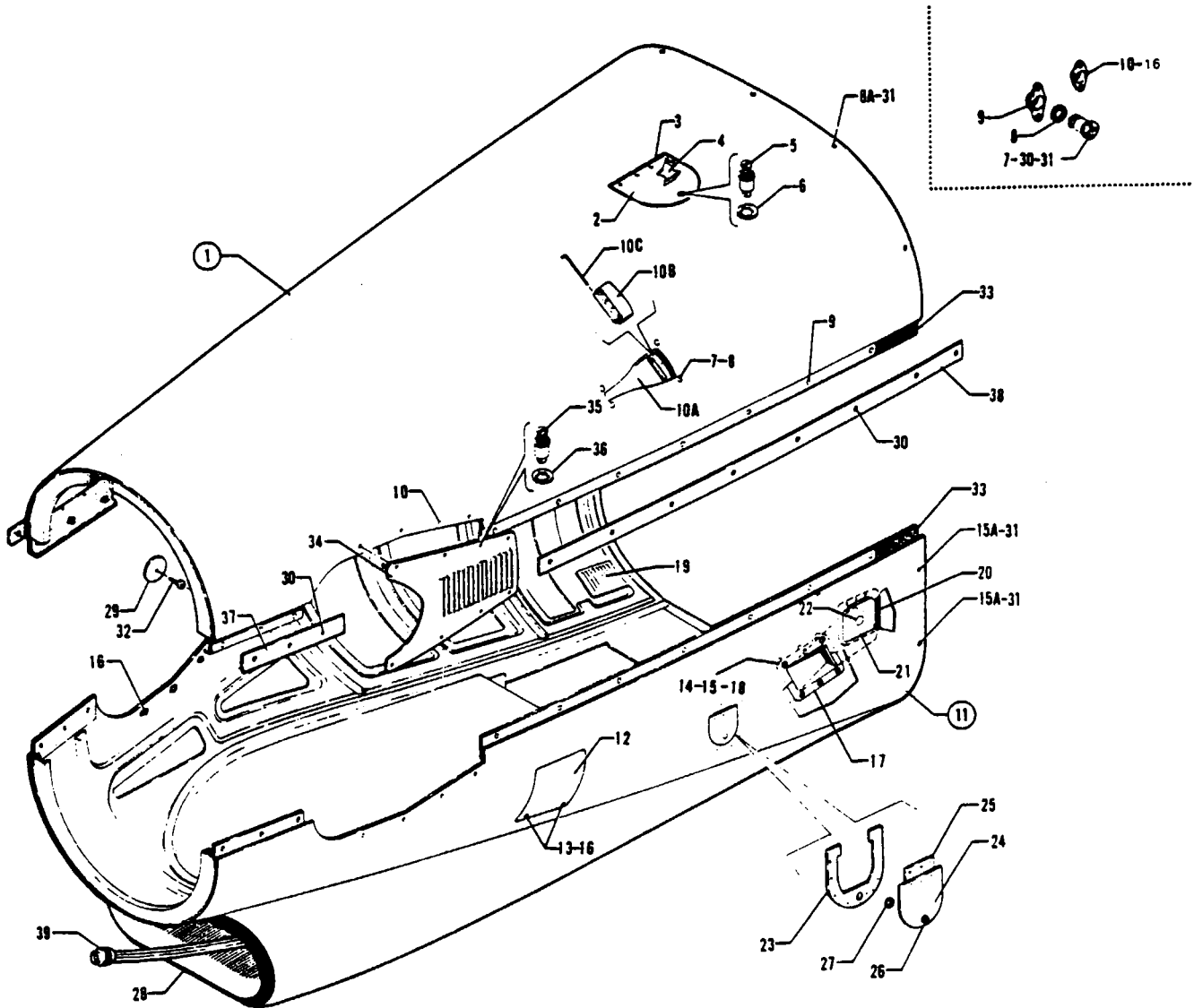


Figure 78 Engine Cowling Installation
(See Code "A")

PIPER PARTS CATALOG

CODE EXPLANATIONS FOR FIGURE 78

- A - Used on PA-31T, PA-31T1 with serial numbers 31T-7804001 to 31T-8104101 inclusive, and PA-31T2
- B - Used on PA-31T only
- C - Used on PA-31T1 only
- D - Used on PA-31T2 only
- E - Used on PA-31T with serial numbers 31T-7400009 and up, PA-31T1, and PA-31T2.
- F - Used on PA-31T with serial numbers 31T-8020001 and up, and PA-31T1 with serial numbers 31T-8004001 and up
- G - Used on PA-31T with serial numbers 31T-8020001 and up, PA-31T1 with serial numbers 31T-8004001 and up, and PA-31T2
- H - Used on PA-31T with serial numbers 31T-7400002 to 31T-7920094 inclusive, and PA-31T1 with serial numbers 31T-7804001 to 31T-7904057 inclusive

PIPER PARTS CATALOG

Figure and Index Number	Part Number	Code	NOMENCLATURE	No. Req.	SERIAL NUMBERS AFFECTED
78-	50802		DRAWING - Engine Cowl Installation		
-1	50278-00		COWL ASSEMBLY - Upper	2	
-2	46355-04		* PLATE ASSEMBLY - Oil filter access	1	
-3	41143-02		* * HINGE	1	
-4	50560-00		* * PLACARD - Engine oil specifications	1	
-5	487 644		* * STUD - (2700-4)	1	
-6	494 088		* * WASHER - (27S5-1)	1	
-7	487 704		* STUD - (FX10-1558-1P)	4	
-8	484 764		* RING - Retaining (FX10-1525)	4	
-8a	01898-02		* WASHER - Reinforcement	5	
-9	484 301		* RECEPTACLE - (FX10-1502)	20	
-10	484 342		* RECEPTACLE - (212-12D)	8	
-10a	51506-08		* SCOOP ASSEMBLY - Air	1	
-10b	51506-10		* * DOOR ASSEMBLY - Air scoop	1	
-10c	51506-11		* * PIN - Hinge	1	
-11	50107-22	H	COWL ASSEMBLY - Lower, left	1	
	50107-25	F	COWL ASSEMBLY - Lower left	1	
	50107-28	D	COWL ASSEMBLY - Lower, left	1	
	50107-23	H	COWL ASSEMBLY - Lower, right	1	
	50107-26	F	COWL ASSEMBLY - Lower right	1	
	50107-27	D	COWL ASSEMBLY - Lower, right	1	
-12	50094-00		* COVER ASSEMBLY - Ice protection mechanism access	1	
-13	487 759		* * STUD - (27S3-1)	2	
-14	487 759	B,C	* STUD - (27S3-1)	6	
-15	494 060	B,C	* LOCKWASHER - (2600-LW)	6	
-15a	01898-02		* WASHER - Reinforcement	6	
-16	484 342		* RECEPTACLE - (212-12D)	10	
-17	50962-00		* SCOOP ASSEMBLY - Bleed air intercooler, left cowl	1	
	50962-01		* SCOOP ASSEMBLY - Bleed air intercooler, right cowl	1	
-18	484 342	B,C	* * RECEPTACLE - (212-12D)	6	
-19	51486-00		* LOUVER - Left engine cowl	1	
	51486-01		* LOUVER - Right engine cowl	1	
-20	50107-20		* REINFORCEMENT - Fuel filter access	1	
-21	51063-00		* PLATE ASSEMBLY - Fuel filter access	1	
-22	25054-00		* * LATCH ASSEMBLY - Fuel filter access plate	1	
-23	42913-00	G	* PLATE ASSEMBLY - Reinforcement	1	
-24	42912-02	G	* PLATE - Access engine wash ring	1	
-25	42912-03	G	* HINGE - Wash ring access plate	1	
-26	487 583	G	* STUD - (2600-1)	1	
-27	494 060	G	* LOCKWASHER - (2600LW)	1	
-28	50520-04		LIP ASSEMBLY - Engine air scoop deicer	2	
-29	474 641		MIRROR - Left nacelle, inboard (G300)	1	
-30	487 704		STUD - (FX10-1558-1P) (41L)	44	
	487 728		STUD - (FX10-1558-2P) aft strip (48L)	32	
	487 704		STUD - (FX10-1558-1P) forward strip (41L)	12	
-31	487 704		STUD - (FX10-1558-1P)	22	
-32	415 517		SCREW - (MS35206-227)	1	
-33	189 743		TAPE - TEFLON (T-18) (roll)	AR	
-34	50194-00	B	LOUVER ASSEMBLY - Cowling	4	31T-7400002 to 31T-7400008 incl.
	51916-02	E	LOUVER ASSEMBLY - Cowling	4	
-35	587 617		* STUD ASSEMBLY - (27S3-4)	8	
-36	494 088		* WASHER - Retaining (27S5-1)	8	

When ordering, always specify Part Number, Description and Serial Number of Aircraft

PIPER PARTS CATALOG

Figure and Index Number	Part Number	Code	NOMENCLATURE	No. Req.	SERIAL NUMBERS AFFECTED
78-37 -38 -39	50803-02 50804-02 555 806		STRIP - Cowl attachment, forward STRIP - Cowl attachment, aft PLUG - Cowl deicer (206153-1)	4 4 1	

When ordering, always specify Part Number, Description and Serial Number of Aircraft

PIPER PARTS CATALOG

THIS PAGE INTENTIONALLY LEFT BLANK

PIPER PARTS CATALOG

THIS PAGE INTENTIONALLY LEFT BLANK

PIPER PARTS CATALOG

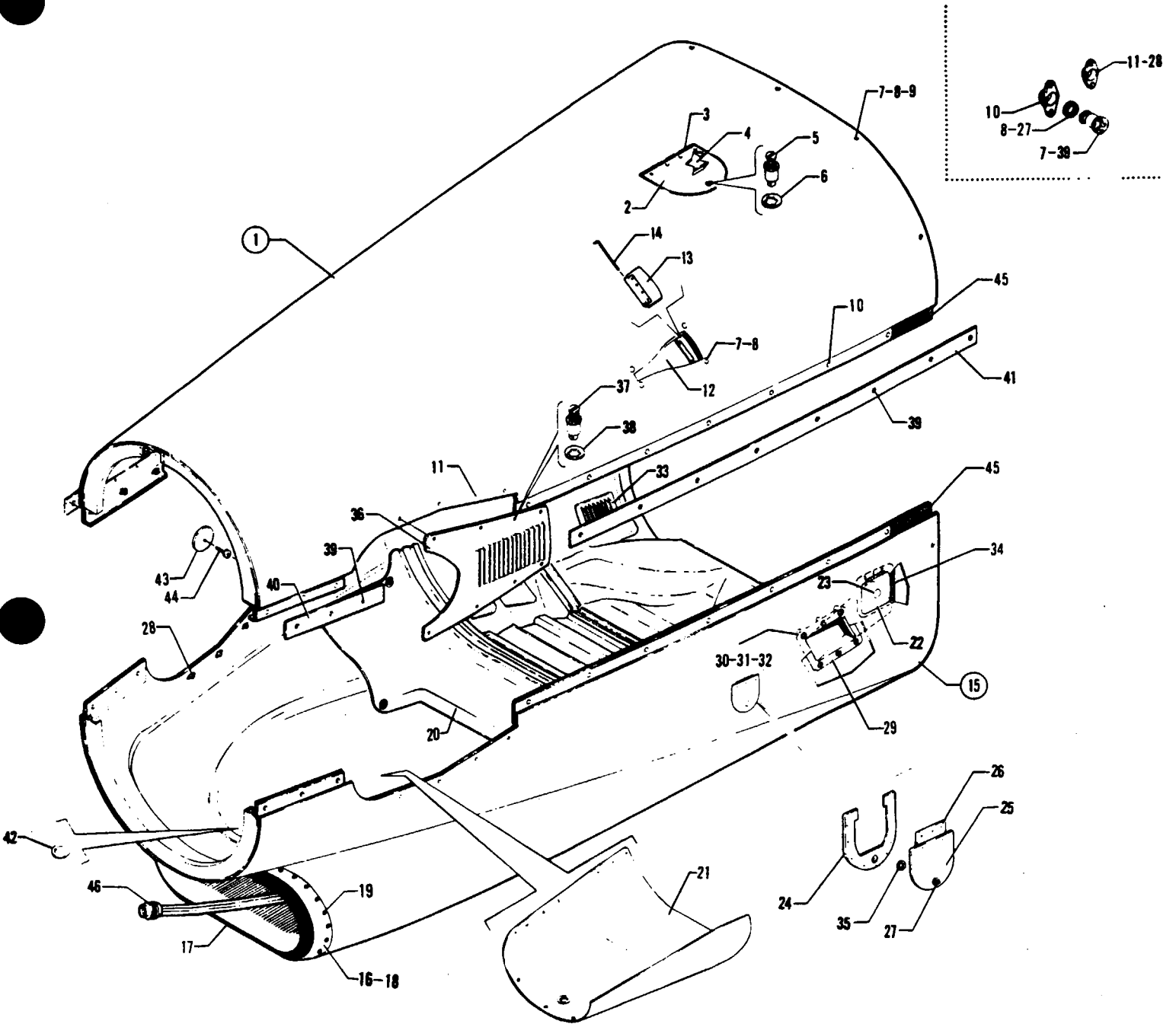


Figure 78A Engine Cowling Installation
(See Code "A")

PIPER PARTS CATALOG

CODE EXPLANATIONS FOR FIGURE 78A

A - Used on PA-31T1 with serial numbers 31T-8304001 to 31T-8304003 inclusive, 31T-1104004 and up

PIPER PARTS CATALOG

Figure and Index Number	Part Number	Code	NOMENCLATURE	No. Req.	SERIAL NUMBERS AFFECTED
78A-	81808		DRAWING - Engine Cowl Installation		
-1	50278-12		COWL ASSEMBLY - Upper	2	
-2	46355-04		* PLATE ASSEMBLY - Oil filter access	1	
-3	41143-02		* * HINGE	1	
-4	50560-00		* * PLACARD - Engine oil specifications	1	
-5	487 644		* * STUD - (2700-4)	1	
-6	494 088		* * WASHER - (27S5-1)	1	
-7	487 704		* STUD - (FX10-1558-1P)	4	
-8	484 764		* RING - Retaining (FX10-1525)	4	
-9	01898-02		* WASHER - Reinforcement	5	
-10	484 301		* RECEPTACLE - (FX10-1502)	20	
-11	484 342		* RECEPTACLE - (212-12D)	8	
-12	51506-08		* SCOOP ASSEMBLY - Air	1	
-13	51506-10		* * DOOR ASSEMBLY - Air scoop	1	
-14	51506-11		* * PIN - Hinge	1	
-15	02225-04		COWL ASSEMBLY - Lower, left	1	
	02225-05		COWL ASSEMBLY - Lower, right	1	
-16	01127-03		* LIP ASSEMBLY - Engine air inlet deicer	1	
-17	464 437		* * BOOT - Inlet deicer lip (5E1990-1)	1	
-18	01126-04		* * ADAPTER ASSEMBLY - Air inlet (fiberglass)	1	
-19	414 740		* SCREW - (MS24693-S29)	15	
-20	81954-33		* FIRE SHIELD - Lower cowl, aft	1	
-21	81954-40		* FIRE SHIELD - Forward, left	1	
	81954-41		* FIRE SHIELD - Forward, right	1	
-22	51063-00		* PLATE ASSEMBLY - Fuel filter access	1	
-23	25054-00		* * LATCH ASSEMBLY - Fuel filter access plate	1	
-24	42913-00		* PLATE ASSEMBLY - Reinforcement	1	
-25	42912-02		* PLATE - Access, engine wash ring	1	
-26	42912-03		* HINGE - Wash ring access plate	1	
-27	487 583		* STUD - (2600-1)	1	
-28	484 342		* RECEPTACLE - (212-12D)	8	
-29	50962-12		* SCOOP ASSEMBLY - Bleed air intercooler, left cowl	1	
	50962-13		* SCOOP ASSEMBLY - Bleed air intercooler, right cowl	1	
-30	484 342		* * RECEPTACLE - (212-12D)	6	
-31	487 759		* STUD - (27S3-1)	6	
-32	494 060		* LOCK WASHER - (2600-LW)	6	
-33	51486-00		* LOUVER - Left engine cowl	1	
	51486-01		* LOUVER - Right engine cowl	1	
-34	50107-20		* REINFORCEMENT - Fuel filter access, left	1	
	01683-02		* REINFORCEMENT - Fuel filter access, right	1	
-35	494 060		* LOCK WASHER - (2600LW)	1	
-36	51916-02		LOUVER ASSEMBLY - Cowling	4	
-37	587 617		* STUD ASSEMBLY - (27S3-4)	8	
-38	494 088		* WASHER - Retaining (27S5-1)	8	
-39	487 728		STUD - (FX10-1558-2P) aft strip (48L)	32	
	487 704		STUD - (FX10-1558-1P) forward strip (41L)	12	
-40	50803-03		STRIP - Cowl attachment, forward	4	
-41	50804-02		STRIP - Cowl attachment, aft	4	
-42	434 154		GROMMET - (MS35489-11S)	2	
-43	474 658		MIRROR - Left cowl, inboard (G300L)	1	
-44	415 517		SCREW - (MS35206-227)	1	
-45	189 743		TAPE - Teflon (T-18) roll	AR	
-46	556 988		PLUG - Cowl deicer (206037-2)	2	

When ordering, always specify Part Number, Description and Serial Number of Aircraft

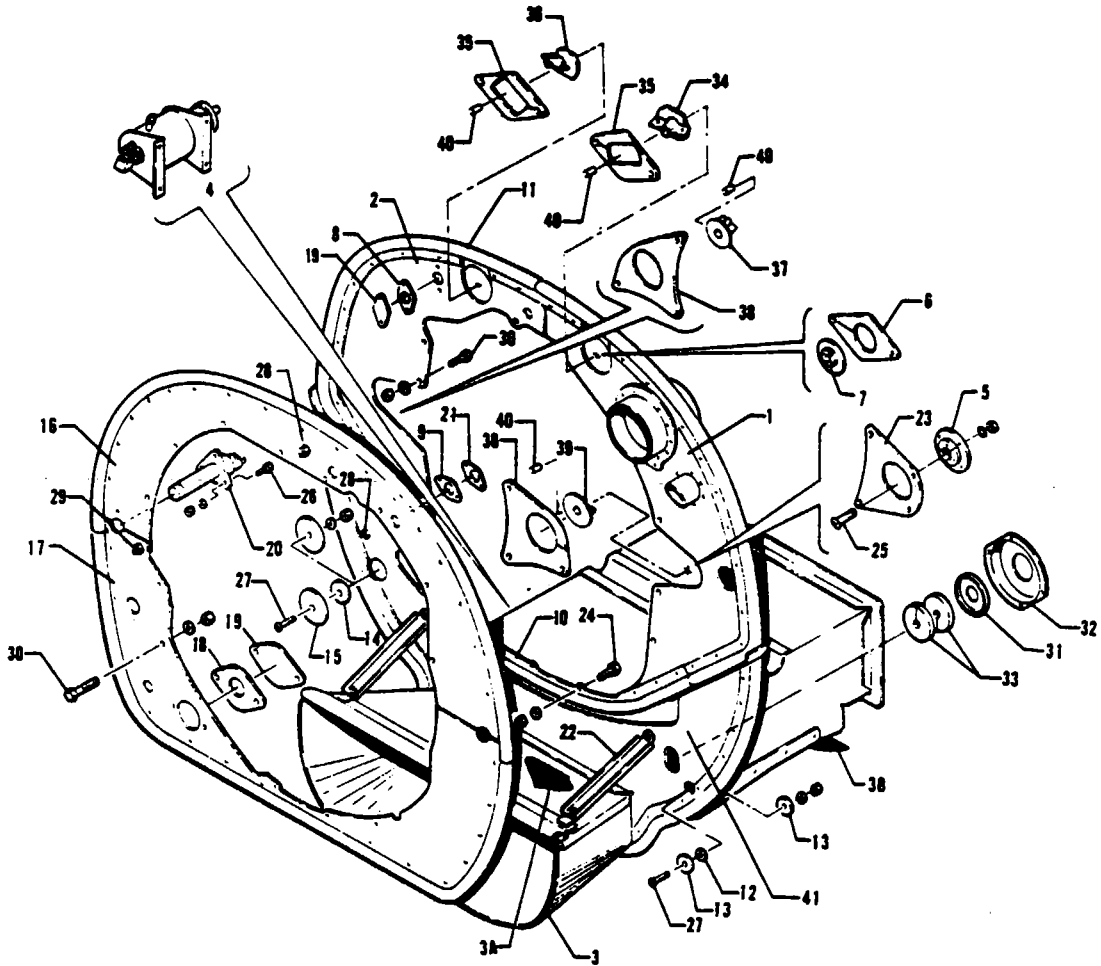


Figure 79. Engine Fire Seal Installation

REVISED: MAY 1983

3C4

PA-31T
PA-31T1
PA-31T2

PIPER PARTS CATALOG

CODE EXPLANATIONS FOR FIGURE 79

- A - Used on PA-31T only
- B - Used on PA-31T1 only
- C - Used on PA-31T2 only
- D - Used on PA-31T with serial numbers 31T-7820079 and up, PA-31T1 with serial numbers 31T-7804007 to 31T-8304003 inclusive, 31T-1104004 and up, and PA-31T2
- E - Used on PA-31T with serial numbers 31T-7400002 to 31T-7820078 inclusive, and PA-31T1 with serial numbers 31T-7804001 to 31T-7804006 inclusive
- F - Used on PA-31T with serial numbers 31T-7820079 to 31T-8020007 inclusive, and PA-31T1 with serial numbers 31T-7804007 to 31T-8004007 inclusive
- G - See Figure 90 for component parts
- H - Used on PA-31T with serial numbers 31T-7820065 and up, and PA-31T2
- J - Used on PA-31T with serial numbers 31T-7400002 to 31T-8120056 inclusive, PA-31T1 with serial numbers 31T-7804001 to 31T-8104067 inclusive, and PA-31T2 with serial numbers 31T-8166001 to 31T-8166029 inclusive
- K - Used on PA-31T with serial numbers 31T-8120057 and up, PA-31T1 with serial numbers 31T-8104068 to 31T-8104101 inclusive, and PA-31T2 with serial numbers 31T-8166030 to 31T-8166076 inclusive, 31T-1166001 and up
- L - Used on PA-31T, PA-31T1 with serial numbers 31T-7804001 to 31T-8104101 inclusive, and PA-31T2
- M - Used on PA-31T1 with serial numbers 31T-8304001 to 31T-8304003 inclusive, 31T-1104004 and up

PIPER PARTS CATALOG

Figure and Index Number	Part Number	Code	NOMENCLATURE	No Req.	SERIAL NUMBERS AFFECTED
79-	50900	A	DRAWING - Power Plant Installation (Left and Right Engines)		31T-7400002 to 31T-7820064 incl
	50900	H	DRAWING - Power Plant Installation (Left Engine Only)		
	49209	H	DRAWING - Power Plant Installation (Right Engine Only)		
	49575	B	DRAWING - Power Plant Installation		31T-7804001 to 31T-8104101 incl
	81990	M	DRAWING - Power Plant Installation		
-1	51129-00	A,B	FIRE SEAL ASSEMBLY - Cowl, top, left, Sta 89 70	2	
	29886-02	C	FIRE SEAL ASSEMBLY - Cowl, top, left, Sta 89 70	2	
-2	50352-00	L	FIRE SEAL ASSEMBLY - Cowl, top, right, Sta 89 70	2	
	50352-05	M	FIRE SEAL ASSEMBLY - Cowl, top, right, Sta 89 70	2	
-3	50363-00	J	DUCT ASSEMBLY - Engine air inlet	2	
	50363-17	K	DUCT ASSEMBLY - Engine air inlet	2	
-3a	50363-08	L	* SCREEN - Engine air inlet, front	1	
-3b	50363-07	L	* SCREEN - Engine air inlet, rear	1	
-4	51504-02	G,J	* PUMP ASSEMBLY - Scavenger, fuel	1	
	51504-05	G,K	* PUMP ASSEMBLY - Scavenger, fuel	1	
-5	50640-03	E	SEAL ASSEMBLY - Fire shield	4	
-6	50336-04	E	RETAINER - Seal	4	
-7	50640-02	E	SEAL ASSEMBLY - Fire shield	4	
-8	50335-06		SEAL - Fire seal	2	
-9	50335-05	A	SEAL - Fire seal (with 50 hole)	1	
-10	50486-02		FIRE SEAL	2	
-11	189 771		TAPE - Tadpole (25" L)	AR	
-12	49979-05	L	WASHER	2	
-13	80122-10		WASHER	4	
-14	49979-06	L	WASHER	2	
-15	80122-137		WASHER	4	
-16	50329-02		FIRE SEAL ASSEMBLY - Cowl, top, left, Sta 73 97	1	
	50329-03		FIRE SEAL ASSEMBLY - Cowl, top, right, Sta 73 97	1	
-17	50330-02	L	FIRE SEAL ASSEMBLY - Cowl, bottom, left, Sta 73 97	1	
	01953-02	M	FIRE SEAL ASSEMBLY - Cowl, bottom, left, Sta 73 97	1	
	50330-03	L	FIRE SEAL ASSEMBLY - Cowl, bottom, right, Sta 73 97	1	
	01953-03	M	FIRE SEAL ASSEMBLY - Cowl, bottom, right, Sta 73 97	1	
-18	50909-00		GASKET - Fire seal	2	
-19	50910-00		COVER - Fire seal	4	
-20	50642-00		DETECTOR ASSEMBLY - Fire	4	
-21	50336-03	A	RETAINER - Seal, left (with 50 hole)	1	
	50336-05		RETAINER - Seal, left (without hole)	1	
-22	50384-00	L	CHANNEL - Air inlet duct stiffener	4	
-23	54941-02	E	FIRE SEAL ASSEMBLY - Engine mount, left inboard, right outboard	2	
	54941-03	E	FIRE SEAL ASSEMBLY - Engine mount, left outboard, right inboard	2	
-24	400 002		BOLT - (AN4-5A)	10	
	407 585		WASHER - (AN960-416L)	10	
	404 888		NUT - (MS20365-428C)	10	
-25	411 532		SCREW - (MS35207-263)	52	
	407 564		WASHER - (AN960-10)	52	
	404 887		NUT - (MS20365-1032C)	52	
-26	401 266		BOLT - (AN3-5A)	18	
	407 564		WASHER - (AN960-10)	18	
	404 887		NUT - (MS20365-1032C)	18	
-27	411 531		SCREW - (MS35207-262)	6	
	407 564		WASHER - (AN960-10)	6	
	404 887		NUT - (MS20365-1032C)	6	

When ordering, always specify Part Number, Description and Serial Number of Aircraft

PIPER PARTS CATALOG

Figure and Index Number	Part Number	Code	NOMENCLATURE	No Req	SERIAL NUMBERS AFFECTED
79-28	411 530		SCREW - (MS35207-261)	3	
	407 674		WASHER - (AN960C-10)	3	
	404 887		NUT - (MS20365-1032C)	3	
-29	400 438		BOLT - (AN3-4A)	2	
	407 564		WASHER - (AN960-10)	2	
	404 887		NUT - (MS20365-1032C)	2	
-30	401 307		BOLT - (AN4-4A)	58	
	407 585		WASHER - (AN960-416L)	58	
	404 888		NUT - (MS20365-428C)	58	
-31	13134-00	L	HOUSING - Fire seal, ice protection rod	2	
-32	13135-03	L	HOUSING - Fire seal retainer, ice protection rod	2	
-33	50487-00	L	PACKING - Fire seal, ice protection rod	4	
-34	55638-03	D	BRACKET ASSEMBLY - Fire shield seal, top	2	
	55638-02	D	BRACKET ASSEMBLY - Fire shield seal, bottom	2	
-35	55641-02	F	PLATE - Retainer, seal	4	
-36	55639-03	D	BRACKET ASSEMBLY - Fire shield seal, top	2	
	55639-02	D	BRACKET ASSEMBLY - Fire shield seal, bottom	2	
-37	55886-03		BRACKET ASSEMBLY - Fire shield seal, outboard left and inboard right	2	
	55886-02		BRACKET ASSEMBLY - Fire shield seal, inboard left and outboard right	2	
-38	55887-02	D	FIRE SEAL - Engine mount	4	
-39	55861-03	D	BRACKET ASSEMBLY - Fire shield seal, top	2	
	55861-02	D	BRACKET ASSEMBLY - Fire shield seal, bottom	2	
-40	189 743	D	TAPE - Teflon 1" wide (roll)	AR	
-41	81956-02	M	FIRE SEAL ASSEMBLY - Cowl, bottom, Sta 89 70	2	

When ordering, always specify Part Number, Description and Serial Number of Aircraft

PIPER PARTS CATALOG

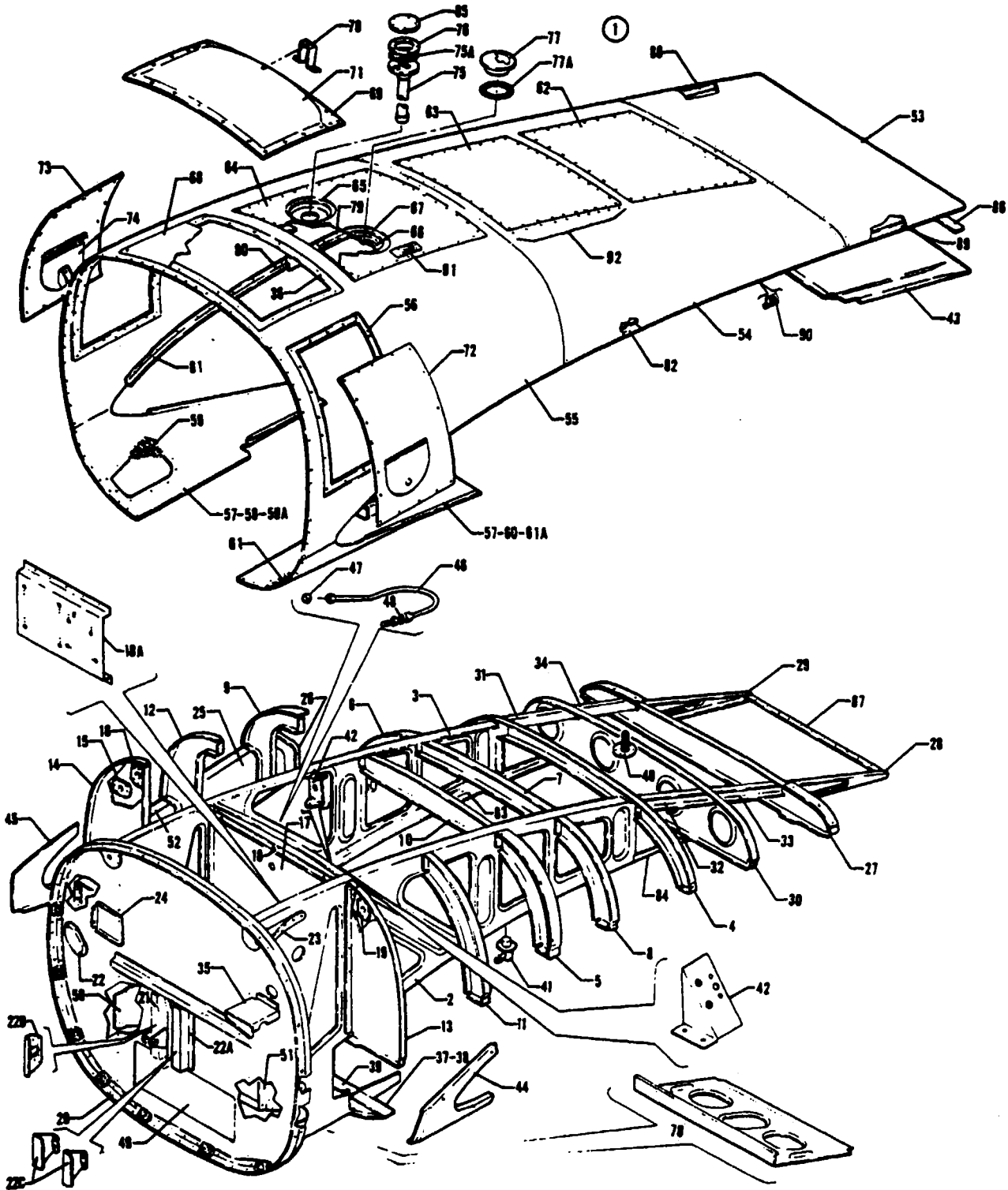


Figure 80 Nacelle Installation

PIPER PARTS CATALOG

CODE EXPLANATIONS FOR FIGURE 80

- A - Used on PA-31T only
- B - Used on PA-31T1 only
- C - Used on PA-31T2 only
- D - Used on PA-31T with serial numbers 31T-7920053, 31T-7920083 to 31T-8120040 inclusive, PA-31T1 with serial numbers 31T-7904046 to 31T-8104040 inclusive, and PA-31T2 with serial numbers 31T-8166001 to 31T-8166004 inclusive
- E - See Figure 131 if wing inspection light is installed on left nacelle
- F - Used on PA-31T with serial numbers 31T-7820044 and up, and PA-31T1 with serial numbers 31T-7804001 to 31T-8104101 inclusive
- G - Used on PA-31T with serial numbers 31T-7400002 to 31T-7920052 inclusive, 31T-7920054 to 31T-7920082 inclusive, and PA-31T1 with serial numbers 31T-7804001 to 31T-7904045 inclusive
- H - Used on PA-31T with serial numbers 31T-8120041 and up, and PA-31T1 with serial numbers 31T-8104041 to 31T-8304003 inclusive, 31T-1104004 and up
- J - Used on PA-31T with serial numbers 31T-7400002 to 31T-8120026 inclusive, PA-31T1 with serial numbers 31T-7804001 to 31T-8104029 inclusive, and PA-31T2 with serial numbers 31T-8166001 to 31T-8166004 inclusive
- K - Used on PA-31T with serial numbers 31T-8120027 and up, PA-31T1 with serial numbers 31T-8104030 to 31T-8304003 inclusive, 31T-1104004 and up, and PA-31T2 with serial numbers 31T-8166005 to 31T-8166076 inclusive, 31T-1166001 and up
- L - If matching cabin door lock, forward baggage door lock and locking fuel caps are desired, order Part No 470 553 (for aircraft without tip tanks) or Part No 470 554 (for aircraft with tip tanks)
- M - Used on PA-31T, PA-31T1 with serial numbers 31T-7804001 to 31T-8104101 inclusive, and PA-31T2
- N - Used on PA-31T1 with serial numbers 31T-8304001 to 31T-8304003 inclusive, 31T-1104004 and up
- O - Used on PA-31T2 with serial numbers 31T-8166005 to 31T-8166076 inclusive, 31T-1166001 and up

PIPER PARTS CATALOG

Figure and Index Number	Part Number	Code	NOMENCLATURE	No Req	SERIAL NUMBERS AFFECTED
80-	50333		DRAWING - Nacelle Installation		
-1	50286-00	A	FRAME ASSEMBLY - Nacelle, left	1	31T-7400002 to 31T-7820043 incl
	50286-02	F	FRAME ASSEMBLY - Nacelle, left	1	
	50286-06	N	FRAME ASSEMBLY - Nacelle, left	1	
	50286-04	C	FRAME ASSEMBLY - Nacelle, left	1	
	50286-01	A	FRAME ASSEMBLY - Nacelle, right	1	
	50286-03	F	FRAME ASSEMBLY - Nacelle, right	1	
	50286-07	N	FRAME ASSEMBLY - Nacelle, right	1	
	50286-05	C	FRAME ASSEMBLY - Nacelle, right	1	
-2	50090-04	A,B	* BULKHEAD ASSEMBLY - Longitudinal, outboard, left nacelle	1	
	50090-12	C	* BULKHEAD ASSEMBLY - Longitudinal, outboard, left nacelle	1	
	50090-05		* BULKHEAD ASSEMBLY - Longitudinal, outboard, right nacelle	1	
-3	50089-06		* BULKHEAD ASSEMBLY - Longitudinal, inboard, left nacelle	1	
	50089-07		* BULKHEAD ASSEMBLY - Longitudinal, inboard, right nacelle	1	
-4	50092-00		* BULKHEAD - Left nacelle, Sta 157 5	1	
	50092-01		* BULKHEAD - Right nacelle, Sta 157 5	1	
-5	50929-02		* BULKHEAD ASSEMBLY - Outboard, left nacelle, Sta 147 88	1	
	50929-03		* BULKHEAD ASSEMBLY - Outboard, right nacelle, Sta 147 88	1	
-6	50929-04		* BULKHEAD ASSEMBLY - Inboard, left nacelle, Sta 147 88	1	
	50929-05		* BULKHEAD ASSEMBLY - Inboard, right nacelle, Sta 147 88	1	
-7	50929-06		* BULKHEAD ASSEMBLY - Center, left nacelle, Sta 147 88	1	
	50929-09		* BULKHEAD ASSEMBLY - Center, right nacelle, Sta 147 88	1	
-8	50236-10		* BULKHEAD ASSEMBLY - Outboard, left nacelle, Sta 139 5	1	
	50236-11		* BULKHEAD ASSEMBLY - Outboard, right nacelle, Sta 139 5	1	
-9	50236-08		* BULKHEAD ASSEMBLY - Inboard, left nacelle, Sta 139 5	1	
	50236-09		* BULKHEAD ASSEMBLY - Inboard, right nacelle, Sta 139 5	1	
-10	50236-04		* BULKHEAD ASSEMBLY - Center, left nacelle, Sta 139 5	1	
	50236-05		* BULKHEAD ASSEMBLY - Center, right nacelle, Sta 139 5	1	
-11	50935-00		* BULKHEAD - Outboard, left nacelle, Sta 131 5	1	
	50935-01		* BULKHEAD - Outboard, right nacelle, Sta 131 5	1	
-12	50936-00		* BULKHEAD ASSEMBLY - Inboard, left nacelle, Sta 131 5	1	
	50936-01		* BULKHEAD ASSEMBLY - Inboard, right nacelle, Sta 131 5	1	
-13	50945-06		* BULKHEAD - Outboard, left nacelle, Sta 121 5	1	
	50945-07		* BULKHEAD - Outboard, right nacelle, Sta 121 5	1	
-14	50945-10		* BULKHEAD ASSEMBLY - Inboard, left nacelle, Sta 121 5	1	
	50945-11		* BULKHEAD ASSEMBLY - Inboard, right nacelle, Sta 121 5	1	

When ordering, always specify Part Number, Description and Serial Number of Aircraft

PIPER PARTS CATALOG

Figure and Index Number	Part Number	Code	NOMENCLATURE	No. Req.	SERIAL NUMBERS AFFECTED
80-15	50422-02		* * FITTING - Flange, fuel line, left and right nacelle	1	
-16	50422-03		* * FITTING - Flange, fuel line, left nacelle	1	
-17	50945-04	A,B	* BULKHEAD ASSEMBLY - Center, left nacelle, Sta 121 5	1	
	50945-13	C	* BULKHEAD ASSEMBLY - Center, left nacelle, Sta 121 5	1	
	50945-05	A,B	* BULKHEAD ASSEMBLY - Center, right nacelle, Sta 121 5	1	
	50945-14	C	* BULKHEAD ASSEMBLY - Center, right nacelle, Sta 121 5	1	
-18	51313-00		* * ANGLE ASSEMBLY - Condenser support, right nacelle	1	
-18a	29820-04	C	* * SHELF ASSEMBLY - Relay mounting, left	1	
	29820-02	C	* * SHELF ASSEMBLY - Relax mounting, right	1	
-19	50422-03		* FITTING - Flange, fuel line, right nacelle	1	
-20	50210-00	A	* FIREWALL ASSEMBLY - Left nacelle, Sta 109 5	1	31T-7400002 to 31T-7820043 incl
	50210-20	F	* FIREWALL ASSEMBLY - Left nacelle, Sta 109 5	1	
	50210-34	N	* FIREWALL ASSEMBLY - Left nacelle, Sta 109 5	1	
	50210-26	C	* FIREWALL ASSEMBLY - Left nacelle, Sta 109 5	1	
	50210-02	A	* FIREWALL ASSEMBLY - Right nacelle, Sta 109 5	1	31T-7400002 to 31T-7820043 incl
	50210-19	F	* FIREWALL ASSEMBLY - Right nacelle, Sta 109 5	1	
	50210-33	N	* FIREWALL ASSEMBLY - Right nacelle, Sta 109 5	1	
	50210-25	C	* FIREWALL ASSEMBLY - Right nacelle, Sta 109 5	1	
-21	50213-00	M	* * BRACKET ASSEMBLY - Ice protection actuator	1	
	50213-02	N	* * BRACKET - Ice protection actuator	1	
-22	50594-00		* * COVER - Bleed air tube, protector, left nacelle	1	
	50594-01		* * COVER - Bleed air tube, protector, right nacelle	1	
-22a	01842-02	N	* * BRACKET - Firewall reinforcement	1	
-22b	01841-02	N	* * BRACKET - Transmission motor mounting	1	
-22c	01843-02	N	* * BRACKET ASSEMBLY - Bearing block mounting	2	
-23	40553-00	J	* BRACKET ASSEMBLY - Engine mount attachment, left nacelle - upper outboard and lower inboard, right nacelle - upper inboard and lower outboard	2	
	40553-08	K	* BRACKET ASSEMBLY - Engine mount attachment, left nacelle - upper outboard and lower inboard, right nacelle - upper inboard and lower outboard	2	
	40553-01	J	* BRACKET ASSEMBLY - Engine mount attachment, left nacelle - lower outboard and upper inboard, right nacelle - upper outboard and lower inboard	2	
	40553-07	K	* BRACKET ASSEMBLY - Engine mount attachment, left nacelle - lower outboard and upper inboard, right nacelle - upper outboard and lower inboard	2	
-24	51034-00		* BRACKET - Fuel flow transmitter	1	
-25	50174-00		* TUNNEL ASSEMBLY - Inboard, left nacelle	1	
	50174-01		* TUNNEL ASSEMBLY - Inboard, right nacelle	1	
-26	50159-00		* BULKHEAD - Tunnel, left nacelle	1	
	50159-01		* BULKHEAD - Tunnel, right nacelle	1	
-27	50928-00		* BULKHEAD ASSEMBLY - Left nacelle, Sta 175	1	
	50928-01		* BULKHEAD ASSEMBLY - Right nacelle, Sta 175	1	
-28	50030-00		* BULKHEAD - Longitudinal, rear, outboard, left nacelle	1	
	50030-01		* BULKHEAD - Longitudinal, rear, outboard, right nacelle	1	
-29	50044-00		* BULKHEAD - Longitudinal, rear, inboard, left nacelle	1	
	50044-01		* BULKHEAD - Longitudinal, rear, inboard, right nacelle	1	
-30	50939-02		* BULKHEAD ASSEMBLY - Left nacelle, Sta 165	1	
	50939-03		* BULKHEAD ASSEMBLY - Right nacelle, Sta 165	1	
-31	50932-02		* CHANNEL - Reinforcement, outboard, left, Sta 157 5 to Sta 165	1	
	50932-03		* CHANNEL - Reinforcement, outboard, right, Sta 157 5 to Sta 165	1	

When ordering, always specify Part Number, Description and Serial Number of Aircraft

PIPER PARTS CATALOG

Figure and Index Number	Part Number	Code	NOMENCLATURE	No Req.	SERIAL NUMBERS AFFECTED
80-32	50932-05		* CHANNEL - Reinforcement, inboard, left, Sta 157 5 to Sta 165	1	
	50932-04		* CHANNEL - Reinforcement, inboard, right, Sta 157 5 to Sta 165	1	
-33	50932-06		* CHANNEL - Reinforcement, outboard, left, Sta 165 to Sta 175	1	
	50932-07		* CHANNEL - Reinforcement, outboard, right, Sta 165 to Sta 175	1	
-34	50932-09		* CHANNEL - Reinforcement, inboard, left, Sta 165 to Sta 175	1	
	50932-08		* CHANNEL - Reinforcement, inboard, right, Sta 165 to Sta 175	1	
-35	51166-00		* BRACKET ASSEMBLY - Fuel filter	1	
-36	50229-24		* REINFORCEMENT - Access, left nacelle	1	
	50229-03	A,B	* REINFORCEMENT - Access, right nacelle	1	
	50229-33	C	* REINFORCEMENT - Access, right nacelle	1	
-37	50305-06		BULKHEAD - Bottom, outboard, left nacelle, Sta 121 5	1	
	50305-07		BULKHEAD - Bottom, outboard, right nacelle, Sta 121 5	1	
-38	50305-02		BULKHEAD - Bottom, inboard, left nacelle, Sta 121 5	1	
	50305-03		BULKHEAD - Bottom, inboard, right nacelle, Sta 121 5	1	
-39	50305-04		BULKHEAD - Bottom, center, left nacelle, Sta 121 5	1	
	50305-05		BULKHEAD - Bottom, center, right nacelle, Sta 121 5	1	
-40	54694-02		STRAINER ASSEMBLY - Fuel, inboard	2	
-41	51475-00		FITTING - Flange, fuel line	2	
-42	50498-00	G	BRACKET - Support, pressurization and pneumatic lines, left nacelle	1	
	50498-02	D	BRACKET - Support, pressurization and pneumatic lines, left nacelle	1	
	29644-02	H	BRACKET ASSEMBLY - Support, pressurization and pneumatic lines, left nacelle	1	
	82054-02	O	BRACKET - Support, pressurization and pneumatic lines, left nacelle	1	
	50498-01	G	BRACKET - Support, pressurization and pneumatic lines, right nacelle	1	
	50498-03	D	BRACKET - Support, pressurization and pneumatic lines, right nacelle	1	
	29644-03	H	BRACKET ASSEMBLY - Support, pressurization and pneumatic lines, right nacelle	1	
	82054-03	O	BRACKET - Support, pressurization and pneumatic lines, right nacelle	1	
-43	50156-00		PLATE - Bottom rear left nacelle	1	
	50156-01		PLATE - Bottom rear, right nacelle	1	
-44	50220-00		PLATE - Skin attachment, outboard, left nacelle	1	
	50220-01		PLATE - Skin attachment, outboard, right nacelle	1	
-45	50125-00		PLATE - Skin attachment, inboard, left nacelle	1	
	50125-01		PLATE - Skin attachment, inboard, right nacelle	1	
-46	50954-00		LINE ASSEMBLY - Fuel probe wires conduit, left	1	
	50954-01		LINE ASSEMBLY - Fuel probe wires conduit, right	1	
-47	462 060		GASKET - (MS29512-6)	2	
-48	491 052		FITTING - (AN815-6D)	4	
-49	50526-00	M	DUCT - Oil cooler	2	
	50526-02	N	DUCT - Oil cooler	2	
-50	50076-00		PLATE - Longitudinal bulkhead, inboard, left nacelle	1	
	50076-01		PLATE - Longitudinal bulkhead, inboard, right nacelle	1	
-51	50158-00		PLATE - Longitudinal bulkhead, outboard, left nacelle	1	
	50158-01		PLATE - Longitudinal bulkhead, outboard, right nacelle	1	

When ordering, always specify Part Number, Description and Serial Number of Aircraft

PIPER PARTS CATALOG

Figure and Index Number	Part Number	Code	NOMENCLATURE	No Req.	SERIAL NUMBERS AFFECTED
80-52	50294-00		COVER - Tunnel access, left nacelle	1	
	50294-01		COVER - Tunnel access, right nacelle	1	
-53	50604-02		SKIN - Upper rear, left nacelle	1	
	50604-03		SKIN - Upper rear, right nacelle	1	
-54	50604-04		SKIN - Upper center, left nacelle	1	
	50604-05		SKIN - Upper center, right nacelle	1	
-55	50604-08	A,B	SKIN ASSEMBLY - Upper forward, left nacelle	1	
	50604-22	C	SKIN ASSEMBLY - Upper forward, left nacelle	1	
	50604-09	A,B	SKIN ASSEMBLY - Upper forward, right nacelle	1	
	50604-21	C	SKIN ASSEMBLY - Upper forward, right nacelle	1	
-56	50180-00		* PLATE ASSEMBLY - Access reinforcement, inboard left, outboard, right	2	
	50180-01		* PLATE ASSEMBLY - Access reinforcement, outboard left, inboard, right	2	
-57	50604-10		SKIN - Bottom outboard, left nacelle	1	
	50604-12		SKIN - Bottom inboard, left nacelle	1	
-58	50604-15	A,B	SKIN ASSEMBLY - Bottom outboard, right nacelle	1	
-59	50604-16	A,B	* MESH - Wire	1	
-59a	50604-23	C	SKIN ASSEMBLY - Bottom outboard, right nacelle	1	
-60	50604-17	A,B	SKIN ASSEMBLY - Bottom inboard, right nacelle	1	
-61	50604-18	A,B	* MESH - Wire	1	
-61a	50604-25	C	SKIN ASSEMBLY - Bottom inboard, right nacelle	1	
-62	50229-05		PLATE ASSEMBLY - Access cover, left nacelle	1	
	50229-27		PLATE ASSEMBLY - Access cover, right nacelle	1	
-63	50229-07		PLATE ASSEMBLY - Access cover, left nacelle	1	
	50229-31		PLATE ASSEMBLY - Access cover, right nacelle	1	
-64	50229-10		PLATE ASSEMBLY - Access cover, left nacelle	1	
	50229-11		PLATE ASSEMBLY - Access cover, right nacelle	1	
-65	54726-02		* PLATE ASSEMBLY - Nacelle fuel sender support	1	
-66	50435-02		* ADAPTER - Nacelle fuel filler cap	1	
-67	50424-00		* PLATE - Nacelle fuel filler reinforcement	1	
-68	50229-12	A,B	PLATE - Access cover, left nacelle	1	
	50229-12	C	PLATE - Access cover, left nacelle	1	
-69	50229-15	A,B	PLATE ASSEMBLY - Access cover, right nacelle	1	
	50229-37	C	PLATE - Access cover, right nacelle	1	
-70	50937-00	A,B	* BRACKET ASSEMBLY - Condenser duct support	1	
-71	50229-13	A,B	PLATE - Access cover, right nacelle	1	
-72	50443-00	E	COVER - Access, outboard, left nacelle, inboard right nacelle	2	
-73	50474-00		COVER ASSEMBLY - Access, inboard, left nacelle, outboard, right nacelle	2	
-74	25010-04		* PLATE ASSEMBLY - Engine nacelle access	1	
-75	50946-02		SENSOR ASSEMBLY - Nacelle fuel	2	
-75a	752 617		* "O" RING - Sensor (MYS-470)	1	
-76	50856-00		GASKET - Fuel transmitter	2	
-77	554 482		CAP - Filler (457-766)	2	
	763 389	L	CAP - Filler, locking (457-826-1-1)	2	
-77a	762 516		* RING - "O" (457-98-1)	1	
-78	50235-04		PLATE ASSEMBLY - Firewall shear, left nacelle	1	
	50235-01		PLATE ASSEMBLY - Firewall shear, right nacelle	1	
-79	50293-12		ANGLE ASSEMBLY - Inboard, left nacelle	1	
	50293-13		ANGLE ASSEMBLY - Inboard, right nacelle	1	
-80	50293-08		ANGLE ASSEMBLY - Inboard, left nacelle	1	
	50293-09		ANGLE ASSEMBLY - Inboard, right nacelle	1	
-81	50293-04		ANGLE ASSEMBLY - Inboard, left nacelle	1	
	50293-05		ANGLE ASSEMBLY - Inboard, right nacelle	1	

When ordering, always specify Part Number, Description and Serial Number of Aircraft

PIPER PARTS CATALOG

Figure and Index Number	Part Number	Code	NOMENCLATURE	No. Req.	SERIAL NUMBERS AFFECTED
80-82	50063-00		ANGLE - Skin attachment, outboard, left nacelle	1	
	50063-01		ANGLE - Skin attachment, outboard, right nacelle	1	
-83	50089-04		ANGLE - Longitudinal bulkhead, inboard, left nacelle	1	
	50089-05		ANGLE - Longitudinal bulkhead, inboard, right nacelle	1	
-84	50090-06		ANGLE - Longitudinal bulkhead, outboard, left nacelle	1	
	50090-07		ANGLE - Longitudinal bulkhead, outboard, right nacelle	1	
-85	50432-00		COVER - Nacelle fuel tank sender	2	
-86	41864-80		PLATE - Reinforcement	2	
-87	51595-00		ANGLE - Nacelle skin reinforcement	2	
-88	50156-02		STRIP - Reinforcement, left nacelle	1	
	50156-03		STRIP - Reinforcement, right nacelle	1	
-89	50156-04		STRIP - Reinforcement, left nacelle	1	
	50156-05		STRIP - Reinforcement, right nacelle	1	
-90	187 610		MOULDING - Rubber (1923)	5	
-91	73382-02		PLACARD - Fuel filter	2	
-92	406 688		NUT - Anchor	AR	
	406 691		NUT PLATE - Corner	AR	
	414 719		SCREW	AR	

When ordering, always specify Part Number, Description, and Serial Number of Aircraft

PIPER PARTS CATALOG

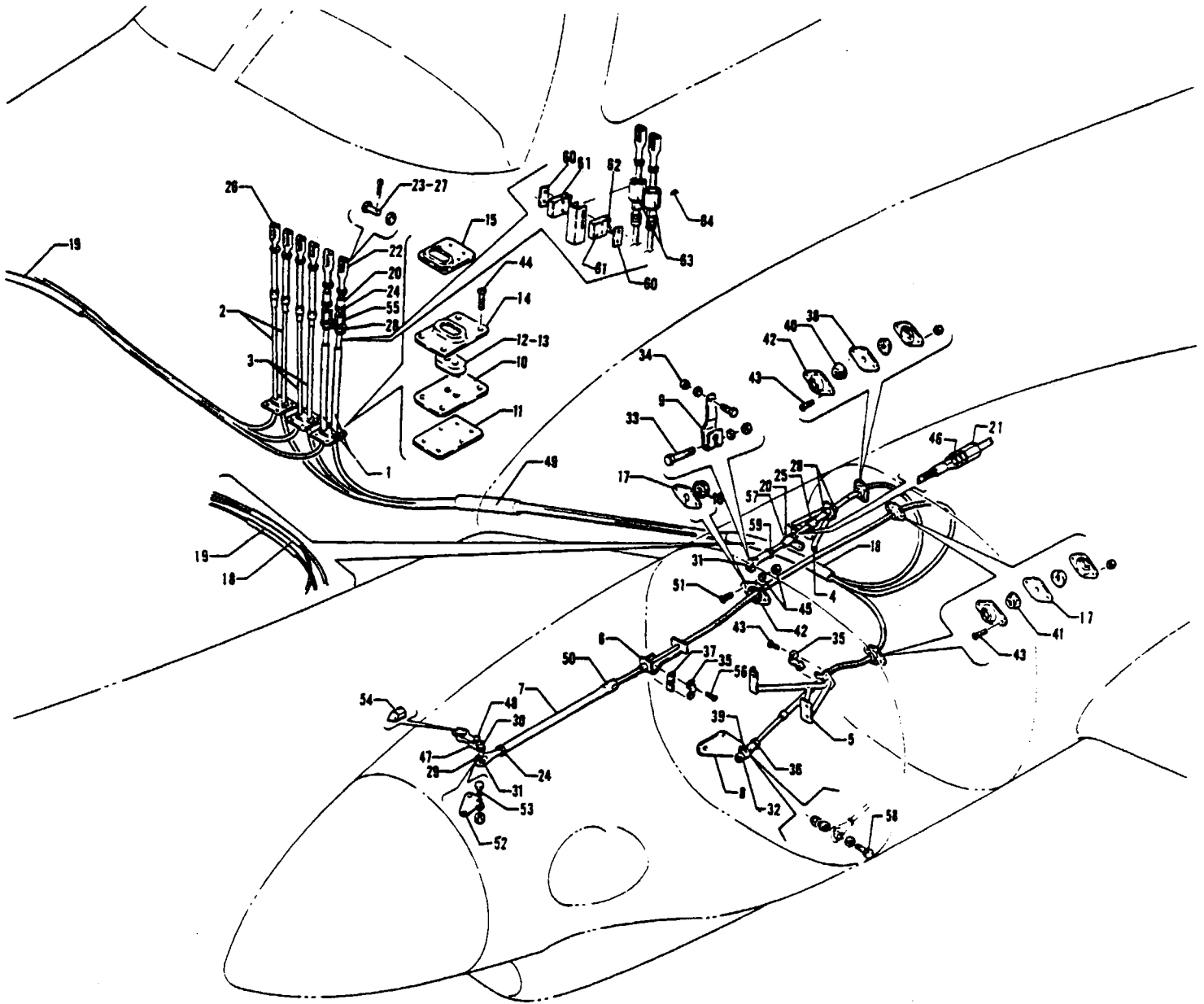


Figure 81 Engine Controls Installation

REVISED OCTOBER 1982

PA-31T
PA-31T2

PIPER PARTS CATALOG

CODE EXPLANATIONS FOR FIGURE 81

- A - Used on PA-31T only
- B - Used on PA-31T2 only
- C - No longer available. Order two (2) arms, P/N 50239-02, and install on both the left and right engines
- D - Used on PA-31T with serial numbers 31T-8020060 and up, and PA-31T2
- E - Not used if aircraft is equipped with a 2000 R P M limitations system
- F - Used if aircraft is equipped with a 2000 R P M limitation system
- G - Also used on PA-31T with serial numbers 31T-7400002 to 31T-8020059 inclusive if Service Bulletin 665A has been complied with
- H - Used on PA-31T with serial numbers 31T-7720035 and up, and PA-31T2
- J - Used on PA-31T with serial numbers 31T-8120001 and up, and PA-31T2
- K - Used on PA-31T with serial numbers 31T-7720047 and up, and PA-31T2
- L - Used if Autofeather System is installed on PA-31T2 with serial numbers 31T-8166033, 31T-8166062 to 31T-8166076 inclusive, 31T-1166001 and up

PIPER PARTS CATALOG

Figure and Index Number	Part Number	Code	NOMENCLATURE	No. Req.	SERIAL NUMBERS AFFECTED
81-	50538		DRAWING - Engine Controls Installation		
-1	50541-02	A	CABLE ASSEMBLY - Throttle, left engine	1	
	50541-10	B	CABLE ASSEMBLY - Throttle, left engine	1	
	50541-03	A	CABLE ASSEMBLY - Throttle, right engine	1	
	50541-11	B	CABLE ASSEMBLY - Throttle, right engine	1	
-2	46918-08	A	CABLE ASSEMBLY - Start, left engine	1	31T-7400002 to 31T-8020092 incl
	29697-03	A	CABLE ASSEMBLY - Start, left engine	1	31T-8120001 and up
	29697-10	B	CABLE ASSEMBLY - Start, left engine	1	
	46918-09	A	CABLE ASSEMBLY - Start, right engine	1	31T-7400002 to 31T-8020092 incl
	29697-04	A	CABLE ASSEMBLY - Start, right engine	1	31T-8120001 and up
	29697-11	B	CABLE ASSEMBLY - Start, right engine	1	
-3	46918-02	A	CABLE ASSEMBLY - Propeller pitch, left engine	1	31T-7400002 to 31T-8020092 incl
	29697-07	A	CABLE ASSEMBLY - Propeller pitch, left engine	1	31T-8120001 and up
	29697-08	B	CABLE ASSEMBLY - Propeller pitch, left engine	1	
	46918-07	A	CABLE ASSEMBLY - Propeller pitch, right engine	1	31T-7400002 to 31T-8020092 incl
	29697-02	A	CABLE ASSEMBLY - Propeller pitch, right engine	1	31T-8120001 and up
	29697-09	B	CABLE ASSEMBLY - Propeller pitch, right engine	1	
-4	51672-02		BRACKET ASSEMBLY - Throttle control	2	
-5	81662-02		BRACKET ASSEMBLY - Start and stop control	2	
-6	51544-00		BRACKET ASSEMBLY - Propeller control	2	
-7	51944-06		TUBE ASSEMBLY - Propeller control	2	
-8	51374-00		ARM - Start and stop connection	2	
-9	50239-00	A C	ARM - Throttle lever (1 97 between holes/no numerical stamp)	2	31T-7400002 to 31T-7720046 incl
	50239-02	K	ARM - Throttle lever (1 75 between holes/numerical stamp 2)	2	
-10	46270-00		SEAL - Bottom	2	
-11	54919-02		SEAL - Bottom	1	
-12	46269-00		INSERT - Engine controls seal	2	
-13	50270-02		INSERT - Engine controls seal	1	
-14	46268-00		PLATE - Seal cover	2	
-15	54791-02		PLATE - Seal cover	1	
-16	22104-07		GROMMET - Firewall seal	2	
-17	22105-05		GASKET - Firewall seal	6	
-18	61541-15		HOSE - Flexible	2	
-19	61541-38		HOSE - Flexible	2	
-20	469 147		CONNECTOR - Ball joint (111-B-0100)	4	
-21	51114-00		STOP - Beta range	2	
-22	454 900		CLEVIS - (AN486-3)	2	
-23	424 178		PIN - (MS20392-2D19)	2	
	407 564		WASHER - (AN960-10)	2	
	424 051		COTTER PIN - (MS24665-132)	2	
-24	404 225		NUT - (AN315-4R)	6	
-25	477 759		SEAL NUT - (211-A-0094)	2	
-26	554 757		CLEVIS - (MS35812-1)	4	
-27	424 177		PIN - (MS20392-2C17)	4	
	407 564		WASHER - (AN960-10)	4	
	424 051		COTTER PIN - (MS24665-132)	4	
-28	404 228		NUT - (AN315-7R)	8	
	407 139		WASHER - (AN936-A716)	8	
-29	14976-72		BUSHING - Control rod bearing	2	

When ordering, always specify Part Number, Description and Serial Number of Aircraft

PIPER PARTS CATALOG

Figure and Index Number	Part Number	Code	NOMENCLATURE	No. Req.	SERIAL NUMBERS AFFECTED
81-30	400 443		BOLT - (AN3-12A)	2	
	407 564		WASHER - (AN960-10)	2	
	404 887		NUT - (MS20365-1032C)	4	
-31	452 335		BEARING - (F34-14)	4	
-32	54175-00	A	BALL JOINT - (BL-103)	2	31T-7400002 to 31T-7720034 incl
	452 606	H	BEARING - Rod end (PS10020-16-2)	2	
-33	401 310		BOLT - (AN4-10A)	2	
	407 565		WASHER - (AN960-416)	4	
	404 888		NUT - (MS20365-428C)	2	
-34	401 268	A	BOLT - (AN3H-10A)	2	31T-7400002 to 31T-8020059 incl
	401 269	D	BOLT - (AN3-10A)	2	
	407 564		WASHER - (AN960-10)	4	
	404 887		NUT - (MS20365-1032C)	2	
-35	18219-00		CLAMP - Control cable attachment	4	
-36	404 224		NUT - (AN315-3R)	6	
-37	18132-00		LUG - Control cable support bracket	2	
-38	22105-13		GASKET - Firewall seal	2	
-39	55447-02	A	RETAINER - Ball joint	2	31T-7400002 to 31T-7720034 incl
-40	22104-15		GROMMET - Firewall seal	4	
-41	22104-08		GROMMET - Firewall seal	8	
-42	22103-02		GROMMET HOLDER - Firewall seal	14	
-43	415 535		SCREW - (MS35206-245)	18	
	404 910		NUT - (MS20365-832C)	18	
-44	411 532		SCREW - (MS35207-263)	14	
-45	407 564		WASHER - (AN960-10)	2	
	404 887		NUT - (MS20365-1032C)	2	
-46	51112-00		BOLT - Special	2	
	404 325		NUT - (AN316-7R)	2	
-47	51623-00		BRACKET ASSEMBLY - Propeller control extension	2	
-48	400 440	A,E	BOLT - (AN3-6A)	2	31T-7400002 and up
	400 441	A,F	BOLT - (AN3-7A)	2	31T-7520034 and up
	400 440	B	BOLT - (AN3-6A)	2	
	407 564		WASHER - (AN960-10)	2	
	404 887		NUT - (MS20365-1032C)	2	
-49	82371-144		HOSE - Flexible	2	
-50	51945-02		NUT - Propeller control lock	2	
-51	415 535		SCREW - (MS35206-245)	4	
	407 563		WASHER - (AN960-8)	4	
	404 910		NUT - (MS20365-832C)	1	31T-7520034 and up
-52	54858-02	A,F	LEVER - Governor	1	31T-7520034 and up
-53	401 266	A,F	BOLT - (AN3-5A)	1	31T-7520034 and up
	404 835	A,F	NUT - (MS20364-1032C)	1	31T-7520034 and up
	80012-06	A,F	BUSHING	1	31T-7520034 and up
-54	54857-02	A,F	ADAPTER - Governor adjustment	1	31T-7520034 and up
-55	486 415	A	SEAL NUT - (21X-B-0093-1)	2	31T-7400002 to 31T-8020092 incl
	477 905	J	SEAL NUT - (C62113)	2	
-56	415 536		SCREW - (MS35206-246)	2	
	404 910		NUT - (MS20365-832C)	2	
-57	51676-02		NUT - Special	2	

When ordering, always specify Part Number, Description and Serial Number of Aircraft

PIPER PARTS CATALOG

Figure and Index Number	Part Number	Code	NOMENCLATURE	No. Req.	SERIAL NUMBERS AFFECTED
81-58	400 441	H	BOLT - (AN3-7A)	2	31T-7400002 to 31T-8020059 incl
	407 564	H	WASHEAR - (AN960-10)	4	
	404 835	H	NUT - (MS20364-1032C)	2	
-59	51676-02	A	NUT - Special	2	
	594 063	D.G	WASHER - (5710-66-16)	2	
	404 225	D	NUT - (AN315-4R)	2	
-60	70126-02	L	PLATE ASSEMBLY - Switch	2	
-61	588 271	L	SWITCH - Autofeather	2	
-62	551 956	L	ACTUATOR - Switch (60-1200)	2	
-63	70126-03	L	CYLINDER - Actuator	2	
-64	419 961	L	SCREW - Set (6-32 x 3/8)	4	

When ordering, always specify Part Number, Description and Serial Number of Aircraft

PIPER PARTS CATALOG

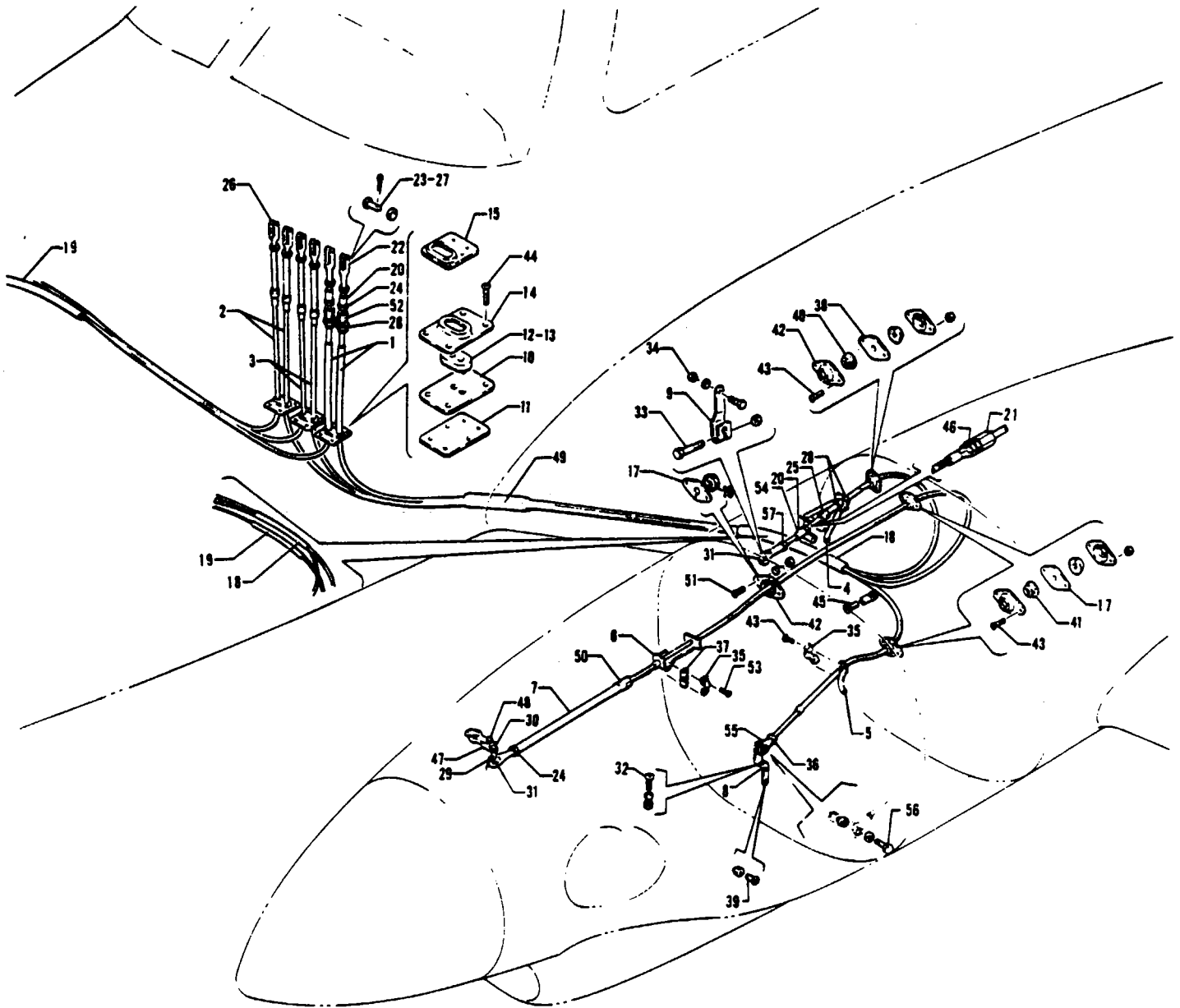


Figure 81A Engine Controls Installation

REVISED MAY 1978

3C20

PA-31T1

PIPER PARTS CATALOG

CODE EXPLANATIONS FOR FIGURE 81A

- A - Also used on aircraft with serial numbers 31T-7804001 to 31T-8004030 if Service Bulletin 665A has been complied with
- B - Used on PA-31T1 with serial numbers 31T-8004031 to 31T-8304003 inclusive, 31T-1104004 and up
- C - Used on PA-31T1 with serial numbers 31T-8104001 to 31T-8304003 inclusive, 31T-1104004 and up

PIPER PARTS CATALOG

Figure and Index Number	Part Number	Code	NOMENCLATURE	No. Req.	SERIAL NUMBERS AFFECTED
81A-	49640		DRAWING - Engine Controls Installation		
-1	50541-02		CABLE ASSEMBLY - Throttle, left engine	1	
	50541-03		CABLE ASSEMBLY - Throttle, right engine	1	
-2	46918-20		CABLE ASSEMBLY - Start, left engine	1	31T-7804001 to 31T-8004057 incl
	29697-05	C	CABLE ASSEMBLY - Start, left engine	1	
	46918-21		CABLE ASSEMBLY - Start, right engine	1	31T-7804001 to 31T-8004057 incl
	29697-06	C	CABLE ASSEMBLY - Start, right engine	1	
-3	46918-02		CABLE ASSEMBLY - Propeller pitch, left engine	1	31T-7804001 to 31T-8004057 incl
	29697-07	C	CABLE ASSEMBLY - Propeller pitch, left engine	1	
	46918-07		CABLE ASSEMBLY - Propeller pitch, right engine	1	31T-7804001 to 31T-8004057 incl
	29697-02	C	CABLE ASSEMBLY - Propeller pitch, right engine	1	
-4	51672-02		BRACKET ASSEMBLY - Throttle control	2	
-5	49643-02		BRACKET ASSEMBLY - Support, start control cable	2	
-6	51544-00		BRACKET ASSEMBLY - Propeller control	2	
-7	51944-06		TUBE ASSEMBLY - Propeller control	2	
-8	49664-02		BRACKET - Start control lever	2	
-9	50239-02		ARM - Throttle lever	2	
-10	46270-00		SEAL - Bottom	2	
-11	54919-02		SEAL - Bottom	1	
-12	46269-00		INSERT - Engine controls seal	2	
-13	50270-02		INSERT - Engine controls seal	1	
-14	46268-00		PLATE - Seal cover	2	
-15	54791-02		PLATE - Seal cover	1	
-16	22104-07		GROMMET - Firewall seal	2	
-17	22105-05		GASKET - Firewall seal	6	
-18	61541-15		HOSE - Flexible	2	
-19	61541-38		HOSE - Flexible	2	
-20	469 147		CONNECTOR - Ball joint (111-B-0100)	4	
-21	51114-00		STOP - Beta range	2	
-22	454 900		CLEVIS - (AN486-3)	2	
-23	424 178		PIN - (MS20392-2C19)	2	
	407 564		WASHER - (AN960-10)	2	
	424 051		COTTER PIN - (MS24665-132)	2	
-24	404 225		NUT - (AN315-4R)	6	
-25	477 759		SEAL NUT - (211-A-0094)	2	
-26	554 757		CLEVIS - (MS35812-1)	4	
-27	424 177		PIN - (MS20392-2C17)	4	
	407 564		WASHER - (AN960-10)	4	
	424 051		COTTER PIN - (MS24665-132)	4	
-28	404 228		NUT - (AN315-7R)	8	
	407 139		WASHER - (AN936-A716)	8	
-29	14976-72		BUSHING - Control rod bearing	2	
-30	400 443		BOLT - (AN3-12A)	2	
	407 564		WASHER - (AN960-10)	2	
	404 887		NUT - (MS20365-1032C)	2	
-31	452 335		BEARING - (F34-14)	4	
-32	415 535		SCREW - (MS35206-245)	2	
	407 583		WASHER - (AN960-8L)	2	
	407 584		WASHER - (AN960-10L)	2	
	404 910		NUT - (MS20365-832C)	2	
-33	401 310		BOLT - (AN4-10A)	2	
	404 888		NUT - (MS20365-428C)	2	

When ordering, always specify Part Number, Description and Serial Number of Aircraft

PIPER PARTS CATALOG

Figure and Index Number	Part Number	Code	NOMENCLATURE	No Req	SERIAL NUMBERS AFFECTED	
81A-34	401 268	B	BOLT - (AN3H-10A)	2	31T-7804001 to 31T-8004030 incl	
	401 269		BOLT - (AN3-10A)	2		
	407 564		WASHER - (AN960-10)	4		
	404 887		NUT - (MS20365-1032C)	2		
-35	18219-00		CLAMP - Control cable attachment	4		
-36	404 224		NUT - (AN315-3R)	6		
-37	18132-00		LUG - Control cable support bracket	2		
-38	22105-13		GASKET - Firewall seal	2		
-39	411 530		SCREW - (MS35207-261)	2		
	404 887		NUT - (MS20365-1032C)	2		
-40	22104-15		GROMMET - Firewall seal	4		
-41	22104-08		GROMMET - Firewall seal	8		
-42	22103-02		GROMMET HOLDER - Firewall seal	14		
-43	415 535		SCREW - (MS35206-245)	18		
	404 910		NUT - (MS20365-832C)	18		
-44	411 532		SCREW - (MS35207-263)	14		
-45	411 537		SCREW - (MS35207-268)	1		
	80012-112		BUSHING	1		
	404 835		NUT - (MS20364-1032C)	1		
-46	51112-00		BOLT - Special	2		
	404 325		NUT - (AN316-7R)	2		
-47	51623-00		BRACKET ASSEMBLY - Propeller control extension	2		
-48	400 440		BOLT - (AN3-6A)	2		
	407 564		WASHER - (AN960-10)	2		
	404 887		NUT - (MS20365-1032C)	2		
-49	82371-144		HOSE - Flexible	2		
-50	51945-02		NUT - Propeller control lock	2		
-51	415 535		SCREW - (MS35206-245)	4		
	407 583		WASHER - (AN960-8L)	4		
	404 910		NUT - (MS20365-832C)	4		
-52	486 415		SEAL NUT - (21X-B-0093-1)	2		31T-7804001 to 31T-8004057 incl
	477 905		SEAL NUT - (C62113)	2		
-53	415 535		SCREW - (MS35206-245)	2		31T-7804001 to 31T-8004030 incl
	404 910		NUT - (MS20365-832C)	2		
-54	51676-02	NUT - Special	2			
-55	452 568	BEARING - Rod end (PS10020-2-5RX)	1			
-56	401 269	BOLT - (AN3-10A)	1			
	407 564	WASHER - (AN960-10)	2			
	404 887	NUT - (MS20365-1032C)	1			
-57	51676-02	NUT - Special	2			
	594 063	WASHER - (5710-66-16)	2			
	404 225	NUT - (AN315-4R)	2			

When ordering, always specify Part Number, Description and Serial Number of Aircraft

PIPER PARTS CATALOG

THIS PAGE INTENTIONALLY LEFT BLANK

PIPER PARTS CATALOG

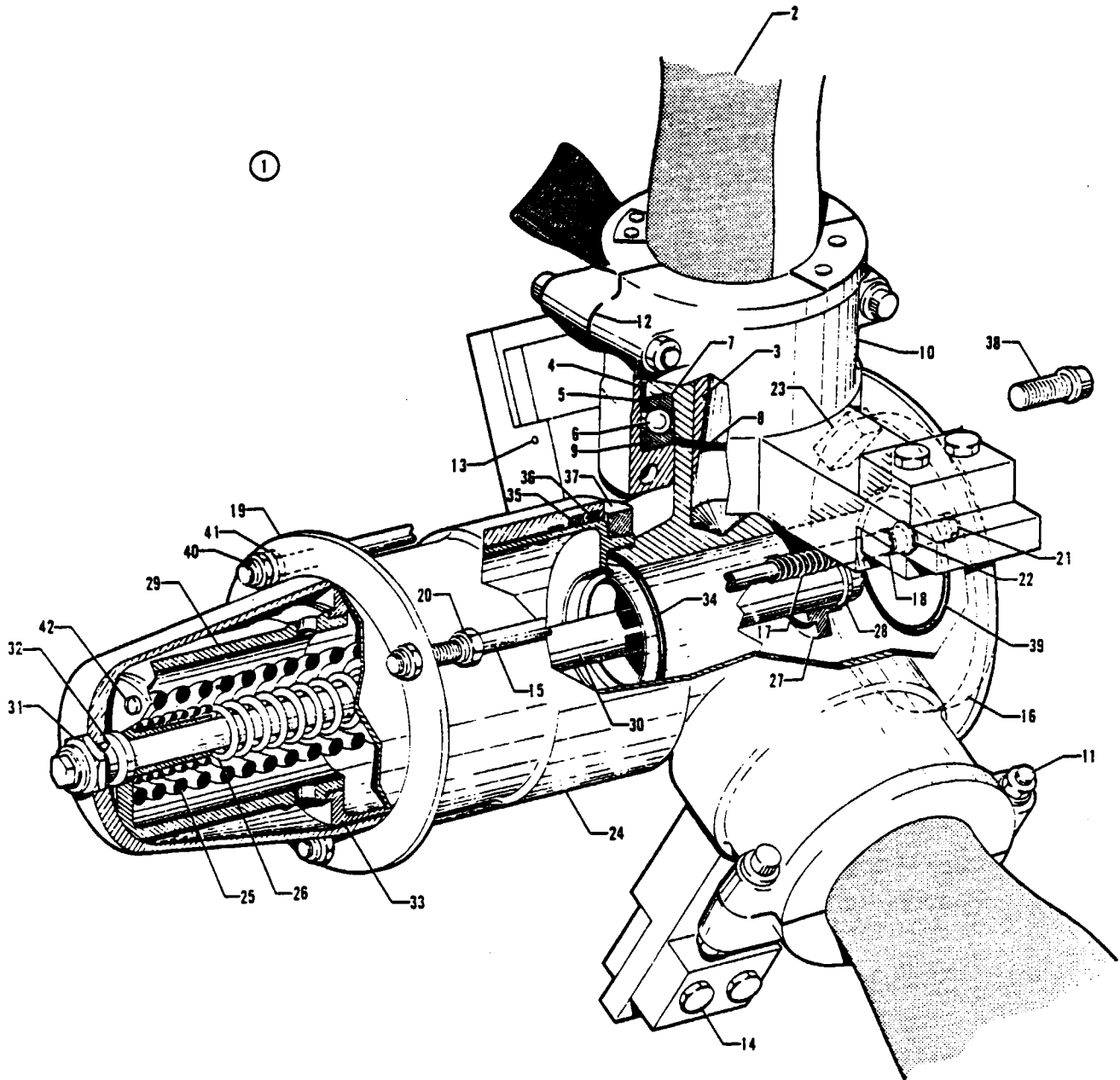


Figure 82. Propeller Assembly

REVISED: FEBRUARY 1981

3D1

PA-31T
PA-31T1
PA-31T2

PIPER PARTS CATALOG

CODE EXPLANATIONS FOR FIGURE 82

- A - Used on PA-31T with serial numbers 31T-7400002 and up, and PA-31T1 with serial numbers 31T-7804001 to 31T-8104101 inclusive
- B - Used on PA-31T2 only
- C - See Figure 133 for balance of component parts
- D - Not used with B-3475A Low Stop Rods
- E - Used on PA-31T1 with serial numbers 31T-8304001 to 31T-8304003 inclusive, 31T-1104004 and up

PIPER PARTS CATALOG

Figure and Index Number	Part Number	Code	NOMENCLATURE	No Req	SERIAL NUMBERS AFFECTED
82-1	50836-00	A.C	PROPELLER ASSEMBLY - Hartzell (complete with deicer)	2	
	82000-02	C.E	PROPELLER ASSEMBLY - Hartzell (complete with deicer)	2	
	29975-02	B.C	PROPELLER ASSEMBLY - Hartzell (complete with deicer)	2	
-2	758 277	A	* BLADE - Propeller (T10173B-8) (with deicer boot)	3	
	758 567	E	* BLADE - Propeller (T10173K-8) (with deicer boot)	3	
	758 537	B	* BLADE - Propeller (T10178B-8R) (with deicer boot)	3	
-3	755 247		* HUB SPIDER UNIT - (840-60)	1	
-4	756 657		* WIRE RING - Guide retention (A-1854)	3	
-5	755 031		* GUIDE RING - Bearing (A-1852)	3	
-6	758 278		* BALL SPACER - Bearing (A-1889)	3	
-7	758 279		* BEARING - Blade, split (A-1851-T)	3	
-8	756 090		* "O" RING - Blade (PRP-909-10)	3	
-9	756 087		* RING - Bearing retention (A-1877)	3	
-10	757 999		* CLAMP - (C-1301-1)	3	
-11	758 270		* BOLT - Clamp (A-1372)	6	
	752 552		* NUT - Clamp (A-1373)	6	
-12	755 029		* GASKET - Clamp (A-1306)	6	
-13	757 438		* PIN - Staking, counterweight (A-65)	3	
-14	758 271		* BOLT - (AN4H-14A)	6	
	407 565		* WASHER - (AN960-416)	6	
-15	756 079		* ROD - Low stop (B-3475A-2)	3	
-16	757 992		* COLLAR - Low stop (B-3001-2)	1	
-17	757 763		* SPRING - Rod, reverse return (A-3099)	3	
-18	756 655	D	* WASHER - (A-965)	3	
-19	756 080		* RING - Rod end (B-3049)	1	
-20	752 553		* NUT - Elastic, low stop (A-2043)	3	
-21	752 554		* NUT - Rod check (A-3439)	6	
-22	756 081		* RING - Snap, tru arc (5100-56)	3	
-23	758 276		* BLOCK ASSEMBLY - carbon (A-3044)	1	
-24	757 439		* PISTON ASSEMBLY - (B-1368-6)	1	
-25	757 764		* SPRING - Outer (B-1453)	1	
-26	757 765		* SPRING - Inner (B-3041)	1	
-27	756 082		* RETAINER - Spring (A-3010)	1	
-28	756 083		* RETAINER - Split (A-867)	1	
-29	757 993		* CUP - Spring retainer (A-1827-1)	1	
-30	757 766		* SPACER - Tube (A-3042A)	1	
-31	752 555		* NUT - Flex lock (A-880-1)	1	
-32	756 084		* "O" RING - (PRP-914-8)	1	
-33	757 994		* CYLINDER - (B-1803-2)	1	
-34	752 803		* "O" RING - Cylinder (PRP-909-13)	1	
-35	756 088		* "O" RING - Piston (PRP-902-50)	1	
-36	757 767		* SEAL - Dust (B-1843)	1	
-37	755 030		* GUIDE COLLAR UNIT - (834-12)	1	
-38	758 610		* BOLT - (B-3339)	8	
	756 656		* WASHER - (A-2048-2)	8	
-39	756 089		* "O" RING - (PRP-909-8)	1	
-40	752 556		* NUT - Elastic (52NTE-064)	3	
-41	404 330		* NUT - Check (AN316-6R)	3	
-42	416 127		* SCREWS - Feathering stop (AN501A10-5)	4	

When ordering, always specify Part Number, Description and Serial Number of Aircraft

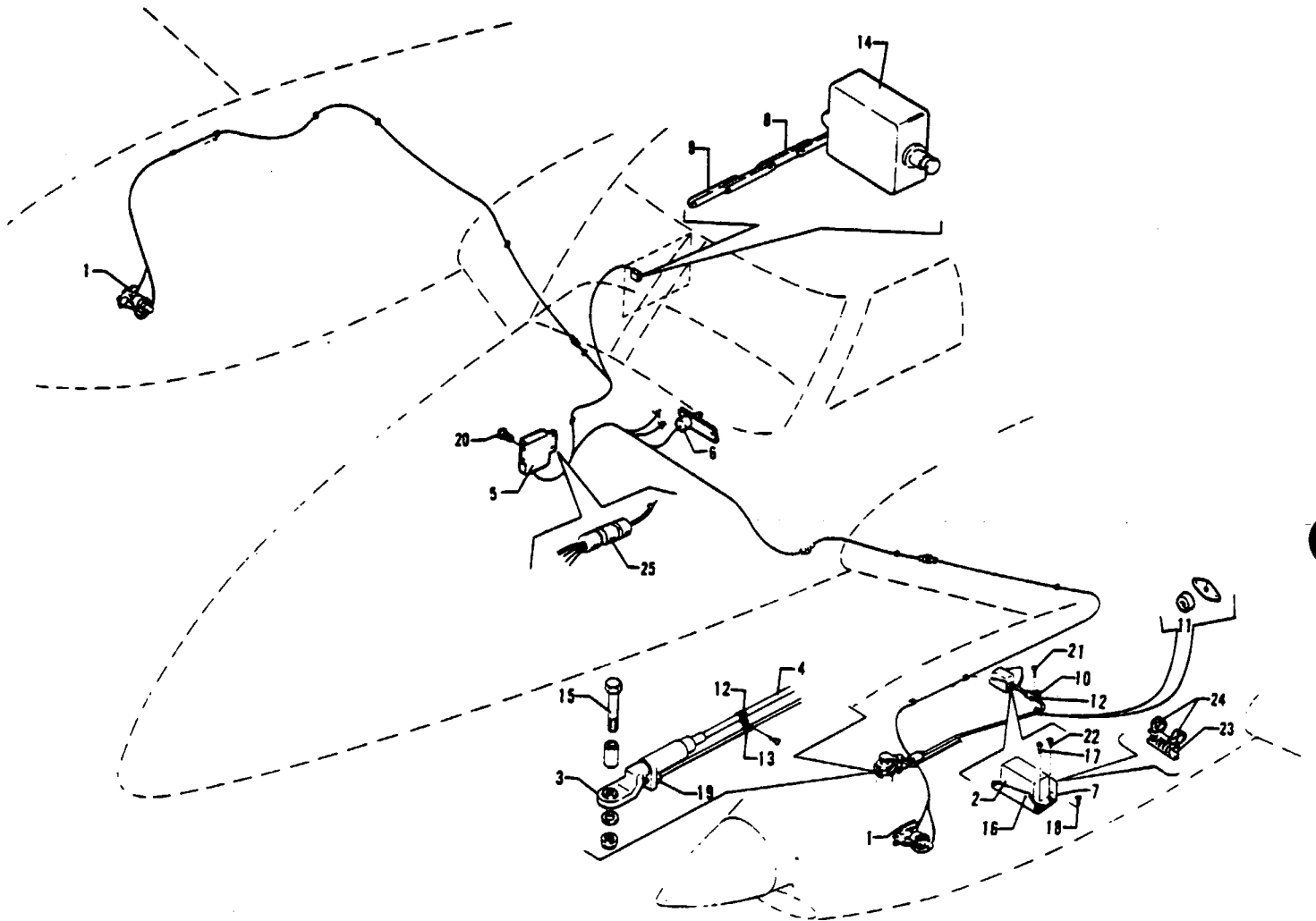


Figure 83. Propeller Synchronizer System Installation
(PA-31T - Serial Nos 31T-7400002 to 31T-7920038 incl.)
(PA-31T1 - Serial Nos. 31T-7804001 to 31T-7904013 incl.)

REVISED: MARCH 1979

PIPER PARTS CATALOG

CODE EXPLANATIONS FOR FIGURE 83

- A - Used on PA-31T with serial numbers 31T-7400002 to 31T-7920038 inclusive, and PA-31T1 with serial numbers 31T-7804001 to 31T-7904013 inclusive
- B - Used on PA-31T if aircraft is equipped with a 2000 R P M limitation system
- C - Used on PA-31T1 only
- D - Not used on PA-31T if aircraft is equipped with a 2000 R P M limitation system

PIPER PARTS CATALOG

Figure and Index Number	Part Number	Code	NOMENCLATURE	No. Req.	SERIAL NUMBERS AFFECTED
83-	50915		DRAWING - Propeller Synchronizer System Installation		
-1	50722-00		OVERSPEED GOVERNOR ASSEMBLY - Woodward (210598)	2	
-2	751 309		ACTUATOR ASSEMBLY - Propeller synchronizer (5485-016)	1	
-3	756 085	C.D	ROD END ASSEMBLY - (213446)	1	
	762 511	B	ROD END ASSEMBLY - (213447)	1	31T-7520034 and up
-4	754 873		FLEX SHAFT ASSEMBLY - (1551-118)	1	
-5	757 912		CONTROL BOX ASSEMBLY - (213 350)	1	
-6	757 649		* SWITCH ASSEMBLY - (5440-028)	1	
-7	51579-00		BRACKET - Actuator support	1	
-8	31506-02		BAR - Bus	3	
-9	31506-06		BAR - Bus	1	
-10	18522-20		CLIP - Bent	1	
-11	22106-06		GASKET - Firewall seal	1	
	22104-07		GROMMET - Firewall seal	1	
-12	454 974		CLAMP - (A3046S-4-91)	2	
-13	454 851		CLAMP - (A3046S-6-91)	1	
-14	454 888		CIRCUIT BREAKER - (823-203-102)	1	
-15	401 273		BOLT - (AN3-14A)	1	
	407 564		WASHER - (AN960-10)	1	
	404 887		NUT - (MS20365-1032C)	1	
-16	400 002		BOLT - (AN4-5A)	2	
	407 565		WASHER - (AN960-416)	2	
	404 888		NUT - (MS20365-428C)	2	
-17	400 438		BOLT - (AN3-4A)	3	
	407 564		WASHER - (AN960-10)	3	
	404 887		NUT - (MS20365-1032C)	3	
-18	400 051		BOLT - (AN3-4)	1	
	407 564		WASHER - (AN960-10)	1	
	404 887		NUT - (MS20365-1032C)	1	
-19	404 225		NUT - (AN315-4R)	1	
-20	415 518		SCREW - (MS35206-228)	3	
-21	415 536		SCREW - (MS35206-246)	2	
	407 563		WASHER - (AN960-8)	2	
	404 910		NUT - (MS20365-832C)	2	
-22	400 003		BOLT - (AN4-8A)	2	
-23	475 168		ISOLATOR - Actuator support (C2-H-312-1)	1	
-24	554 941		CLAMP - Actuator support (PS10017-2-20)	2	
-25	560 861		FILTER - Control box (213736)	1	

When ordering, always specify Part Number, Description and Serial Number of Aircraft

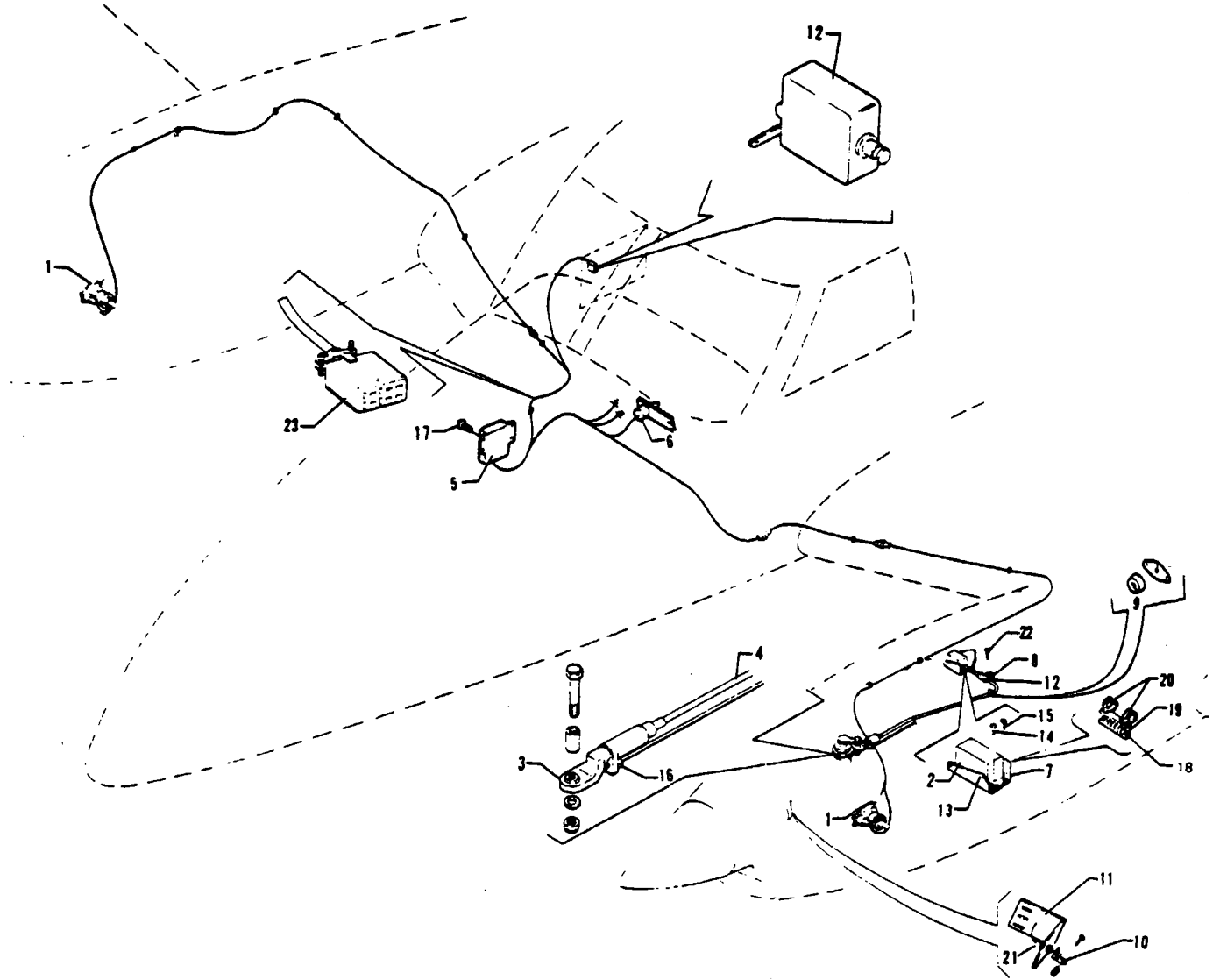


Figure 83A Propeller Synchrophaser System Installation (Motor and Amplifier)
(See Code "A")

PIPER PARTS CATALOG

CODE EXPLANATIONS FOR FIGURE 83A

- A - Used on PA-31T with serial numbers 31T-7920039 and up, PA-31T1 with serial numbers 31T-7904014 to 31T-8304003 inclusive, 31T-1104004 and up, and PA-31T2
- B - Not used on PA-31T if aircraft is equipped with a 2000 R P M limitation system
- C - Used on PA-31T if aircraft is equipped with a 2000 R P M limitation system
- D - Used on PA-31T1 only
- E - Used on PA-31T2 only
- F - Used if Autofeather System is installed on PA-31T2 with serial numbers 31T-8166033, 31T-8166062 to 31T-8166076 inclusive, 31T-1166001 and up

PIPER PARTS CATALOG

Figure and Index Number	Part Number	Code	NOMENCLATURE	No Req.	SERIAL NUMBERS AFFECTED
83A-	49792		DRAWING - Propeller Synchrophaser System Installation		
-1	49794-02		OVERSPEED GOVERNOR ASSEMBLY	2	
	01803-03	F	OVERSPEED GOVERNOR ASSEMBLY	2	
-2	751 309		ACTUATOR ASSEMBLY - Propeller synchrophaser (5485-016)	1	
-3	756 085	B.D.E	ROD END ASSEMBLY - (213446)	1	
	762 511	C	ROD END ASSEMBLY - (213447)	1	
-4	754 873		FLEX SHAFT ASSEMBLY - (1551-120)	1	
-5	763 284		CONTROL BOX ASSEMBLY - (6852-914)	1	
-6	757 649		SWITCH ASSEMBLY - (5440-028)	1	
-7	51579-00		BRACKET - Actuator support	1	
-8	18522-20		CLIP - Bent	1	
-9	22105-05		GASKET - Firewall seal	1	
	22104-07		GROMMET - Firewall seal	1	
-10	49833-02		ANGLE - Propeller bulkhead	6	
-11	49832-02		BRACKET - Propeller bulkhead	2	
-12	454 688		CIRCUIT BREAKER - (PS50120-3-32) 3 amp	1	
-13	400 002		BOLT - (AN4-5A)	2	
	407 565		WASHER - (AN960-416)	2	
	404 888		NUT - (MS20365-428C)	2	
-14	400 438		BOLT - (AN3-4A)	3	
	407 564		WASHER - (AN960-10)	3	
	404 887		NUT - (MS20365-1032C)	3	
-15	400 051		BOLT - (AN3-4)	1	
-16	404 225		NUT - (AN315-4R)	1	
-17	415 518		SCREW - (MS35206-228)	8	
-18	415 536		SCREW - (MS35206-246)	3	
	407 563		WASHER - (AN960-8)	3	
	404 910		NUT - (MS20365-832C)	3	
-19	475 168		ISOLATOR - Actuator support (C2-H-312-1)	1	
-20	554 941		CLAMP - Actuator support (PS10027-2-20)	2	
-21	763 447		PICK-UP - (213181)	2	
-22	517 262		SCREW - (MS35207-262)	1	
	407 584		WASHER - (AN960-10L)	1	
	404 887		NUT - (MS20365-1032C)	1	
-23	764 822		SOCKET - Female (10 pin Jones)	1	

When ordering, always specify Part Number, Description and Serial Number of Aircraft

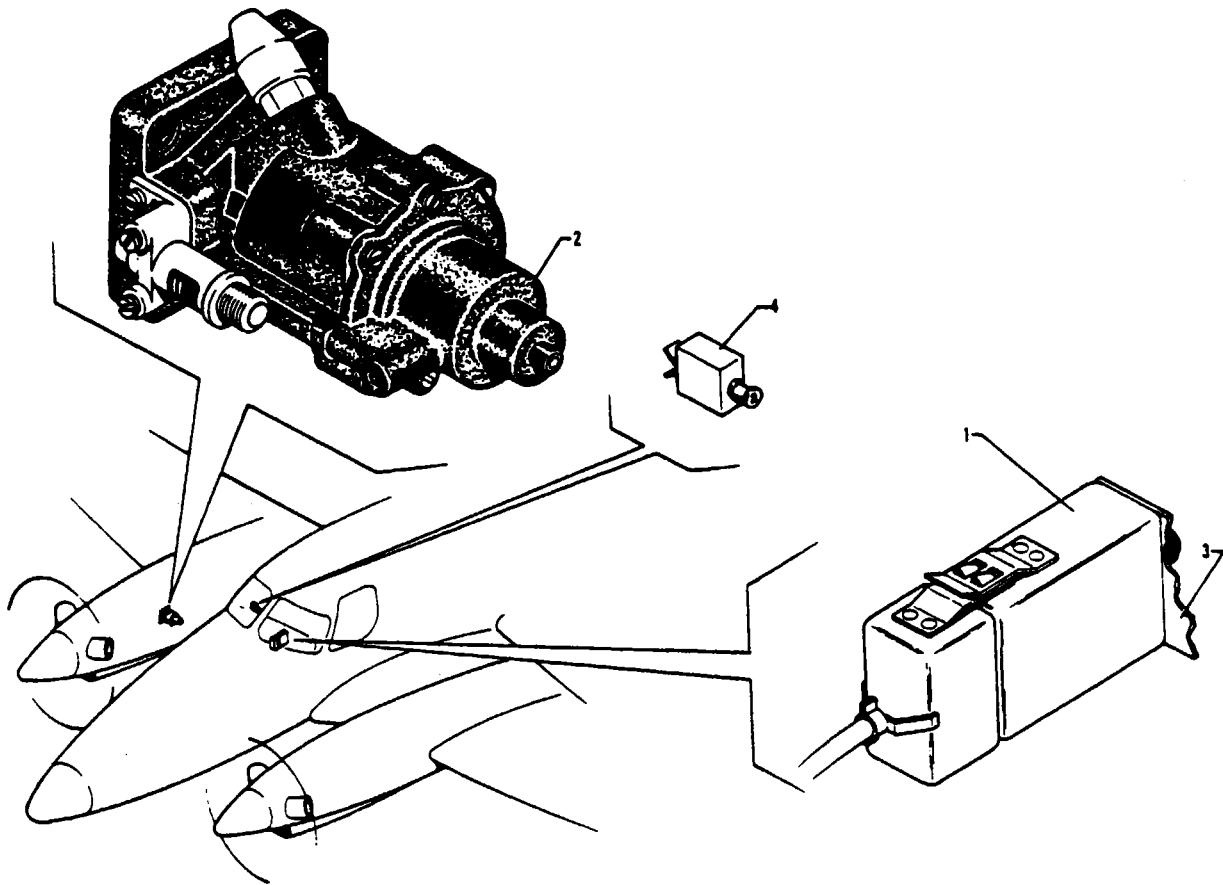


Figure 83B Propeller Synchrophaser System Installation (Control Box)
(See Code "A")

PIPER PARTS CATALOG

CODE EXPLANATIONS FOR FIGURE 83B

- A - Used on PA-31T with serial numbers 31T-7920039 and up, and PA-31T1 with serial numbers 31T-7904014 to 31T-8304003 inclusive, 31T-1104004 and up
- B - Used on PA-31T with serial numbers 31T-8120001 and up, and PA-31T1 with serial numbers 31T-8104001 to 31T-8304003 inclusive, 31T-1104004 and up
- C - Used on PA-31T with serial numbers 31T-7920039 to 31T-8020092 inclusive, and PA-31T1 with serial numbers 31T-7904014 to 31T-8004057 inclusive

PIPER PARTS CATALOG

Figure and Index Number	Part Number	Code	NOMENCLATURE	No. Req.	SERIAL NUMBERS AFFECTED
83B-	49387		DRAWING - Propeller Synchrophaser System Installation		
-1	763 296		CONTROL BOX ASSEMBLY - (#213730)	1	
-2	49451-02		OVERSPEED GOVERNOR ASSEMBLY	2	
-3	80670-02	C	PLACARD - Prop. synchrophaser	1	
	80925-02	B	PLACARD - Prop. synchrophaser	1	
-4	454 687		CIRCUIT PROTECTOR - (PS50120-3-31) 2 amp	1	

When ordering, always specify Part Number, Description and Serial Number of Aircraft

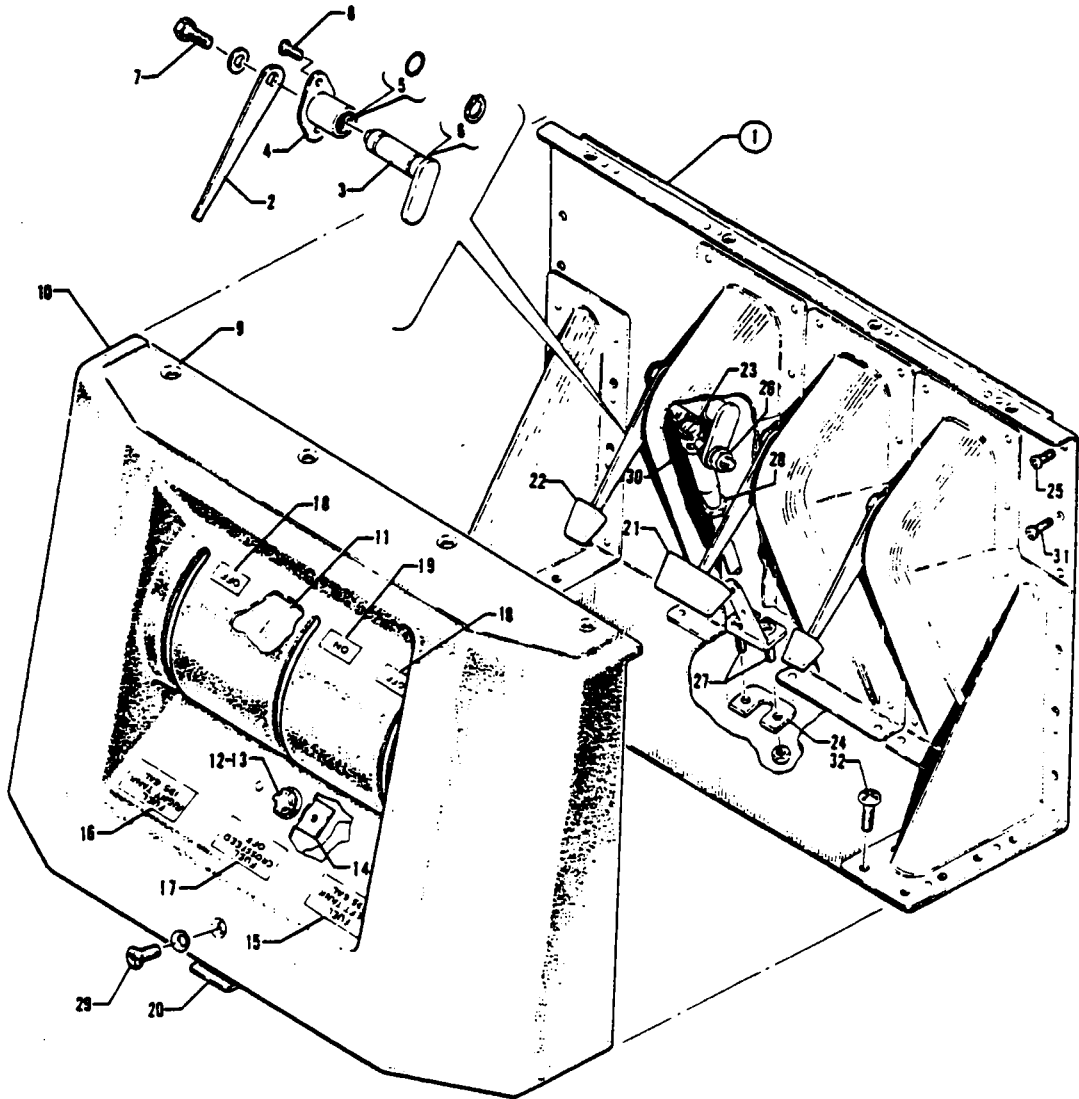


Figure 84 Fuel Control Panel Installation

REVISED: SEPTEMBER 1980

3D13

PA-31T
PA-31T1

PIPER PARTS CATALOG

CODE EXPLANATIONS FOR FIGURE 84

- A - Serial number of aircraft must be supplied when ordering this part
- B - Used on PA-31T only
- C - Used on PA-31T1 with serial numbers 31T-8304001 to 31T-8304003 inclusive, 31T-1104004 and up
- D - Used on PA-31T with serial numbers 31T-7400002 and up, and PA-31T1
- E - Used on PA-31T with serial numbers 31T-7400002 and up, and PA-31T1 with serial numbers 31T-8304001 to 31T-8304003 inclusive, 31T-1104004 and up Also used on PA-31T1 with serial numbers 31T-7804001 to 31T-8104101 inclusive if tip tanks are installed
- F - Used on PA-31T1 with serial numbers 31T-7804001 to 31T-8104101 inclusive if tip tanks are not installed
- G - Used on PA-31T with serial numbers 31T-7620033 and up, and PA-31T1
- H - Used on PA-31T with serial numbers 31T-7400002 and up Also used on PA-31T1 with serial numbers 31T-7804001 to 31T-8104101 inclusive if tip tanks are installed

PIPER PARTS CATALOG

Figure and Index Number	Part Number	Code	NOMENCLATURE	No. Req.	SERIAL NUMBERS AFFECTED
84-	51472		DRAWING - Fuel Control Panel Installation		
-1	50234-00		PANEL ASSEMBLY - Fuel control (complete)	1	
-2	50233-00		* HANDLE - Fuel control	3	
-3	50209-00		* ARM ASSEMBLY - Fuel control actuator	3	
-4	46040-02		* SEAL - Control shaft	3	
-5	484 701		* GASKET - "O" ring (AN6227-7)	3	
-6	484 802		* RING - Retaining (5100-37)	6	
-7	400 437		* BOLT - (AN3-3A)	3	
	407 564		* WASHER - (AN960-10)	3	
-8	415 499		* SCREW - (MS35206-243)	6	
	404 910		* NUT - (MS20365-832C)	6	
-9	51463-00	A,B	COVER - Fuel control panel top	1	31T-7400002 to 31T-7620010 incl
-10	51472-02	A,E	COVER ASSEMBLY - Fuel control panel	1	
	51472-03	A,F	COVER ASSEMBLY - Fuel control panel	1	
-11	50639-00		* PANEL ASSEMBLY - Fuel controls, light transmitter	1	
-12	47192-00		* LIGHT ASSEMBLY - Fuel panel	1	
-13	472 028		* * BULB - (327)	1	
-14	50846-00		* BRACKET - Fuel panel	1	
-15	50216-02	H	* PLACARD - Left fuel tank	1	
	50216-08	C	* PLACARD - Left fuel tank	1	
	80689-02	F	* PLACARD - Fuel control, left	1	
-16	50216-03	H	* PLACARD - Right fuel tank	1	
	50216-07	C	* PLACARD - Right fuel tank	1	
	80690-02	F	* PLACARD - Fuel control, right	1	
-17	50216-04		* PLACARD - Fuel crossfeed	1	
-18	50216-05		* PLACARD - Off	2	
-19	50216-06		* PLACARD - On	1	
-20	50618-00		BRACKET ASSEMBLY - Fuel control panel	1	
-21	50645-00		KNOB ASSEMBLY - Fuel control	1	
-22	22287-03		KNOB ASSEMBLY - Control	2	
-23	54175-00	B	BALL JOINT - (BL-103)	3	31T-7400002 to 31T-7620032 incl
	452 606	C	BALL JOINT - (PS10020-16-2)	3	
-24	42836-00		PLATE - Control cable support	3	
-25	415 498		SCREW - (MS35206-245)	24	
-26	400 440	G	BOLT - (AN3-6A)	3	
	407 564	D	WASHER - (AN960-10)	3	
	404 835	D	NUT - (MS20365-1032C)	3	
-27	415 498		SCREW - (MS35206-245)	6	
	404 833		NUT - (MS20364-832C)	6	
-28	404 835	B	NUT - (MS20364-1032C)	3	31T-7400002 to 31T-7620032 incl
	405 312	G	NUT - (10-32 Hex)	3	
-29	415 244		SCREW - (6-32 x 1/2 L, Oval Ph Mach Screw, Nickel)	5	
	494 102		WASHER - (C-394)	5	
-30	55447-02	B	RETAINER - Ball joint	3	31T-7400002 to 31T-7620032 incl
-31	48659-03		SCREW ASSEMBLY - Seal (500" L)	4	
-32	48659-04		SCREW ASSEMBLY - Seal (625" L)	16	

When ordering, always specify Part Number, Description and Serial Number of Aircraft

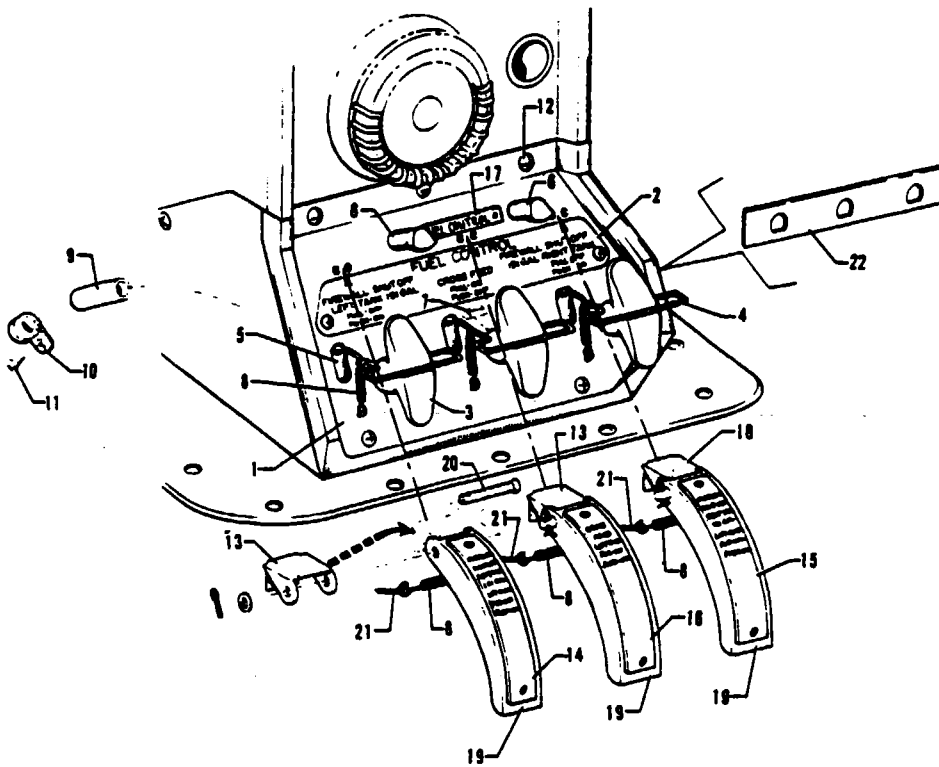


Figure 84A Fuel Control Panel Installation

PIPER PARTS CATALOG

CODE EXPLANATIONS FOR FIGURE 84A

A - Used on PA-31T2 with serial numbers 31T-8166044 to 31T-8166076 inclusive, 31T-1166001 and up

PIPER PARTS CATALOG

Figure and Index Number	Part Number	Code	NOMENCLATURE	No Req.	SERIAL NUMBERS AFFECTED
84A-	29480		DRAWING - Fuel Control Panel Installation		
-1	29496-02		PANEL ASSEMBLY - Fuel control	1	
-2	80833-02		PLACARD - Fuel control	1	31T-8166001 to 31T-8166043 incl
-3	29472-03		HANDLE - Fuel control	3	
-4	29471-02		CLIP - Fuel control handle	3	31T-8166001 to 31T-8166043 incl
-5	29498-02		BRACKET - Control handle clip	3	31T-8166001 to 31T-8166043 incl
-6	472 742		LIGHT - Bolt (P-65-3-CW-28)	2	
-7	480 696		PIN - Roll (59-022-094-0625)	3	
-8	585 090		SPRING - (LE-020A-00)	6	31T-8166001 to 31T-8166043 incl
	83302-87	A	SPRING	3	
-9	16632-92		HOSE - Control cable	1	
-10	454 880		CLAMP - Control cable (PS10017-1-4)	3	
-11	415 498		SCREW - (MS35206-245)	3	
	404 909		NUT - (MS20365-832C)	3	
-12	515 739		SCREW - (AN526-632R8)	8	
-13	81795-02	A	BRACKET - Control handle cover	2	
-14	80963-02		PLACARD - Fuel control, firewall shut-off, left tank	1	31T-8166044 to 31T-8166076 incl
	81078-02		PLACARD - Fuel control, firewall shut-off, left tank	1	31T-1166001 and up
-15	80965-02		PLACARD - Fuel control, firewall shut-off, right tank	1	31T-8166044 to 31T-8166076 incl
	81076-02		PLACARD - Fuel control, firewall shut-off, right tank	1	31T-1166001 and up
-16	80964-02	A	PLACARD - Fuel control, crossfeed	1	
-17	80962-02	A	PLACARD - Fuel control	1	
-18	81965-02	A	BRACKET - Control handle cover	1	
-19	81807-02	A	COVER - Fuel control handle	3	
-20	424 154	A	PIN - (MS20392-1C33)	3	
	407 585	A	WASHER - (AN960-416L)	3	
	424 051	A	COTTER PIN - (MS24665-132)	3	
-21	424 051	A	COTTER PIN - (MS24665-132)	3	
-22	02094-02		PLATE - Control cable lock	1	

When ordering, always specify Part Number, Description and Serial Number of Aircraft

PIPER PARTS CATALOG

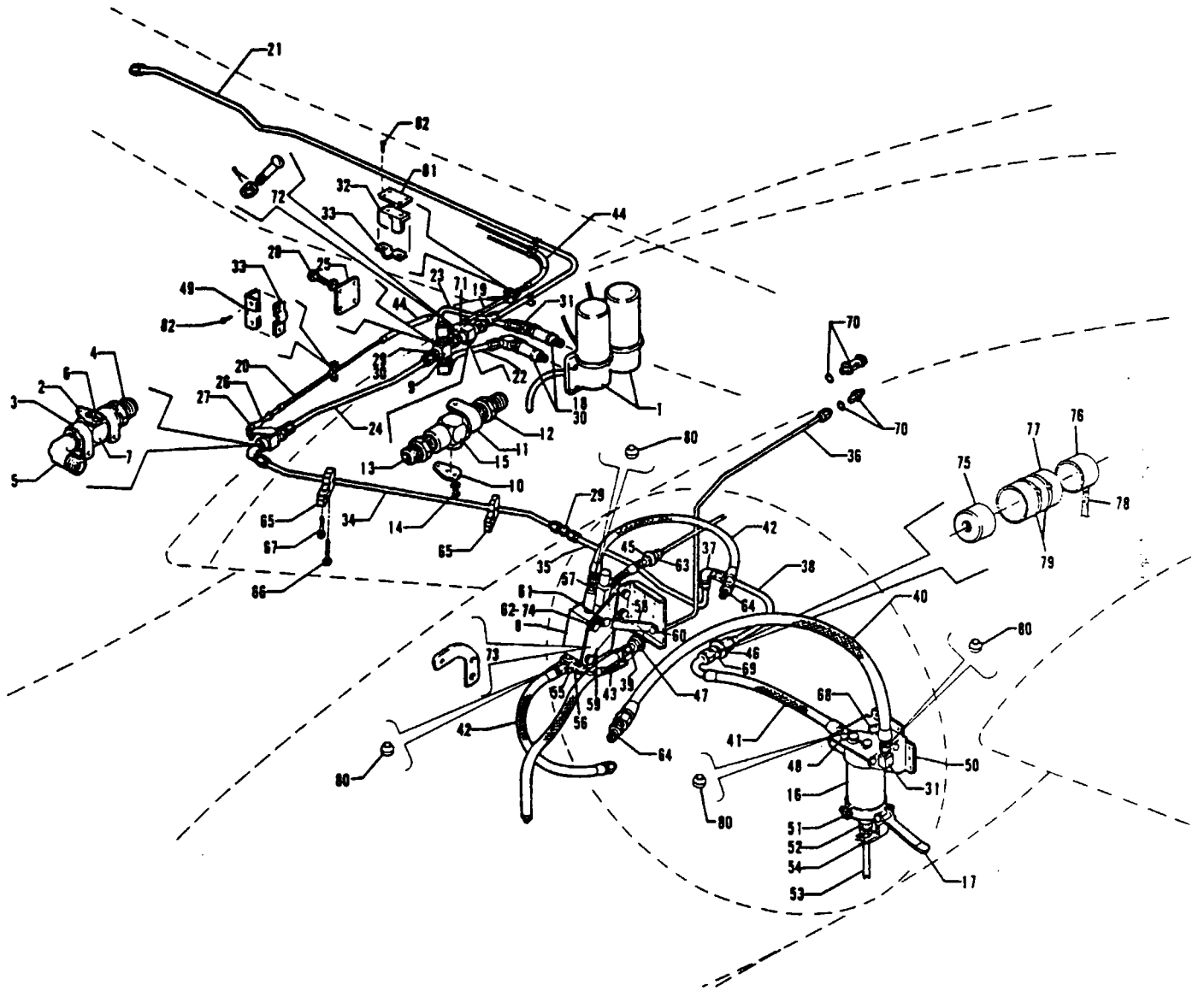


Figure 85. Left Engine Fuel System Installation

REVISED: OCTOBER 1982

3D19

PA-31T
PA-31T1
PA-31T2

PIPER PARTS CATALOG

CODE EXPLANATIONS FOR FIGURE 85

- A - Used on PA-31T only
- B - Used on PA-31T1 only
- C - Used on PA-31T2 only
- D - Used on PA-31T with serial numbers 31T-7820016 and up, PA-31T1, and PA-31T2
- E - Used on PA-31T with serial numbers 31T-7520001 and up, PA-31T1, and PA-31T2
- F - Used on PA-31T with serial numbers 31T-7720063 and up, PA-31T1, and PA-31T2
- G - When replacing Airborne fuel pump 1D3-1 (P/N 50595-03) or Airborne fuel pump 1C15-4 (P/N 55428-02) with Lear Siegler fuel pump RG52400B (P/N 50595-02) or Lear Siegler fuel pump RG52400D (P/N 50595-04), Pump Replacement Kit, P/N 761 025, must also be ordered and incorporated
- H - Used on PA-31T1 aircraft that comply with C A A (United Kingdom) requirements
- J - See Figure 88 for component parts
- K - Order transmitter, P/N 548 089, if fuel totalizing system, which incorporates fuel flow gauge, P/N 54872-02 or 49389-02, has been installed
- L - Used on PA-31T with serial numbers 31T-7400002 to 31T-8120056 inclusive, PA-31T1 with serial numbers 31T-7804001 to 31T-8104067 inclusive, and PA-31T2 with serial numbers 31T-8166001 to 31T-8166029 inclusive Order part for Code "M" serial numbers if the Fuel Scavenge Pump Check Valve has been relocated per Service Bulletin 734
- M - Used on PA-31T with serial numbers 31T-8120057 and up, PA-31T1 with serial numbers 31T-8104068 to 31T-8304003 inclusive, 31T-1104004 and up, and PA-31T2 with serial numbers 31T-8166030 to 31T-8166076 inclusive, 31T-1166001 and up Also used on Code "L" serial numbers if the Fuel Scavenge Pump Check Valve has been relocated per Service Bulletin 734

PIPER PARTS CATALOG

Figure and Index Number	Part Number	Code	NOMENCLATURE	No. Req.	SERIAL NUMBERS AFFECTED
85-	50844		DRAWING - Fuel System Installation		
-1	50595-02	G	FUEL PUMP ASSEMBLY - Submerged (Lear-Siegler/ RG524008)	2	
	50695-04	G	FUEL PUMP ASSEMBLY - Submerged (Lear-Siegler/ RG524000)	2	
-2	41626-00		ARM - Valve actuator	1	
-3	42335-00		CLAMP	2	
-4	476 874		NIPPLE - (AN816-8D)	1	
-5	458 898		ELBOW - (AN822-8D)	1	
-6	415 752		SCREW - (AN515-832R6)	2	
	407 120		WASHER - Toothlock (AN936-88)	2	
-7	492 111	J	VALVE - Fuel shut-off (P4-757A)	1	
-8	489 401	A,K	TRANSMITTER - Fuel flow (9133-25-81)	1	31T-7400002 to 31T-7620003 incl., and 31T-7820005
	548 089	A	TRANSMITTER - Fuel flow (3268010-0101)	1	31T-7620004, 31T-7620006 to 31T-7820015 inclusive
	489 438	D	TRANSMITTER - Fuel flow (3268011-0101)	1	
-9	455 421		CROSS - (AN937-8D)	1	
-10	41626-00		ARM - Valve actuator	1	
-11	42335-00		CLAMP	1	
-12	476 874		NIPPLE - (AN816-8D)	1	
-13	451 901		ADAPTER - (R1000-8)	1	
-14	415 489		SCREW - (MS35206-243)	2	
	407 120		WASHER - Toothlock (AN936-88)	2	
-15	492 111	J	VALVE - Fuel crossover (P4-757A)	1	
-16	51175-00	J	FILTER ASSEMBLY - Fuel	1	
-17	51203-00		LEVER ASSEMBLY - Fuel filter drain	1	
-18	492 245		VALVE - Check (1010-00-1)	2	
-19	42628-03	A,B	CABLE ASSEMBLY - Control, crossfeed	1	
	29455-02	C	CABLE ASSEMBLY - Control, crossfeed	1	
-20	42628-07	A,B	CABLE ASSEMBLY - Control, fuel shut-off	1	
	29455-03	C	CABEL ASSEMBLY - Control, fuel shut-off	1	
-21	50883-00		LINE ASSEMBLY - Crossfeed	1	
-22	50514-00		LINE ASSEMBLY - Fuel	1	
-23	50519-00		LINE ASSEMBLY - Fuel	1	
-24	51027-00		TUBE ASSEMBLY - Fuel	1	
-25	51028-00		PLATE - Fuel fitting	1	
-26	54175-00	A	JOINT ASSEMBLY - Ball (BL-103)	1	31T-7400002 to 31T-7400009 incl
	469 152	E	JOINT - Ball (D-103-A)	1	
	404 224		NUT - (AN315-3R)	1	
-27	407 564		WASHER - (AN960-10)	1	
	404 835		NUT - (MS20364-1032C)	1	
-28	400 059		BOLT - (AN3-14)	4	
	407 584		WASHER - (AN960-10L)	4	
-29	491 053		UNION - (AN815-8D)	2	
-30	462 061		"O" RING - (MS29512-8)	8	
-31	558 974		ELBOW - (RAC2000-8 Cad.)	5	
-32	18132-00		LUG - Control cable support bracket	1	
-33	18219-00		CLAMP - Control cable attachment	2	
-34	50160-00		LINE ASSEMBLY - Fuel	1	
-35	50362-00		LINE ASSEMBLY - Fuel	1	
-36	51496-00	L	LINE ASSEMBLY - Fuel	1	
	01198-02	M	LINE ASSEMBLY - Fuel	1	
-37	458 905		ELBOW - (AN833-8D)	1	
	477 621		NUT - (AN924-8D)	1	
	407 573		WASHER - (AN960-1216)	1	
-38	50398-00		LINE ASSEMBLY - Fuel	1	

When ordering, always specify Part Number, Description and Serial Number of Aircraft

PIPER PARTS CATALOG

Figure and Index Number	Part Number	Code	NOMENCLATURE	No. Req.	SERIAL NUMBERS AFFECTED
85-39	491 063		UNION - (AN832-4)	2	
	477 629		NUT - (AN924-4)	2	
-40	80026-03	A,B	HOSE ASSEMBLY - Fuel	1	
	39995-35	C	HOSE ASSEMBLY - Fuel	1	
-41	80026-04		HOSE ASSEMBLY - Fuel	1	
-42	39995-26		HOSE ASSEMBLY - Fuel	2	
-43	39995-27		HOSE ASSEMBLY - Fuel	1	
-44	16633-43		HOSE - Cover, control cable, front	1	
	16633-93		HOSE - Cover, control cable, rear	1	
-45	40849-07		PLACARD - "Fuel Pressure"	1	
-46	40849-11		PLACARD - "Fuel Supply"	1	
-47	40849-18		PLACARD - "Fuel"	1	
-48	551 854		ADAPTER - (RA1000-C-8)	1	
-49	51730-00	A,B	LUG - Control cable support	1	
	01048-02	C	LUG ASSEMBLY - Control cable support	1	
-50	51165-00		BRACKET ASSEMBLY - Fuel filter	1	
-51	51202-00		CLAMP ASSEMBLY - Fuel filter	1	
-52	22179-00		VALVE ASSEMBLY - Fuel strainer drain	1	
-53	16633-50		HOSE ASSEMBLY - Drain	1	
-54	454 983		CLAMP - (8 SAE TY "E")	2	
-55	558 986	A	ELBOW - (QRAC-2000-8-6 (391 I D) x F2)	1	31T-7400002 to 31T-7820015 incl
	558 796	D	ELBOW - (Q300-AC8-F2-R8)	1	
-56	45847-00		NIPPLE ASSEMBLY - Restricted	1	
-57	555 414	A	CONNECTOR - (8-6-SA-2)	1	31T-7400002 to 31T-7820015 incl
	551 854	D	ADAPTER - (RA-1000-C-8)	1	
-58	51032-00	A	BRACE - Fuel flow transmitter	1	31T-7400002 to 31T-7820015 incl
	49385-02	D	BRACE - Fuel flow transmitter	1	
-59	51033-00	A	PLATE - Fuel flow transmitter	1	31T-7400002 to 31T-7820015 incl
	49384-02	D	PLATE - Fuel flow transmitter	1	
-60	400 002		BOLT - (AN4-5A)	1	
	407 565		WASHER - (AN960-416)	2	
	404 825		NUT - (AN363-428C)	1	
-61	401 307	A	BOLT - (AN4-4A)	2	31T-7400002 to 31T-7820015 incl
	407 044	A	WASHER - (MS35338-44)	2	31T-7400002 to 31T-7820015 incl
-62	400 002	A	BOLT - (AN4-5A)	1	31T-7400002 to 31T-7820015 incl
	407 044	A	WASHER - (MS35338-44)	1	31T-7400002 to 31T-7820015 incl
-63	23319-00	A	UNION - Special	1	31T-7400002 to 31T-7720062 incl
	491 067	F	UNION - (AN832-3)	1	
	477 628		NUT - (AN924-3)	1	
-64	491 102		UNION - (AN815-8)	2	
	462 061		"O" RING - (MS29512-8)	2	
-65	50414-00		BLOCK ASSEMBLY - Tube retaining	2	
-66	400 451		BOLT - (AN3-20A)	2	
	407 564		WASHER - (AN960-10)	2	
	404 887		NUT - (MS20365-1032C)	2	
-67	400 446		BOLT - (AN3-16A)	2	
	407 584		WASHER - (AN960-10L)	2	
	404 887		NUT - (MS20365-1032C)	2	
-68	401 918		BOLT - (AN74A-3)	3	
-69	491 068		UNION - (AN832-8)	1	
	477 691		NUT - (AN924-8)	1	
-70	491 050	L	UNION - (AN815-4D)	1	
	492 233	M	VALVE - Check (366-00)	1	
	462 058		"O" RING - (MS29512-04)	1	
-71	42649-00		CLEVIS - Control cable, crossfeed	1	
	404 224		NUT - (AN315-3R)	1	

When ordering, always specify Part Number, Description and Serial Number of Aircraft

PIPER PARTS CATALOG

Figure and Index Number	Part Number	Code	NOMENCLATURE	No. Req.	SERIAL NUMBERS AFFECTED
85-72	400 672		BOLT - (AN23-10)	1	
	404 120		NUT - (AN310-C3)	1	
	424 059		PIN - Cotter (MS24665-283)	1	
-73	49386-02	D	BRACKET - Oil breather attachment	1	
-74	401 318	D	BOLT - (AN4-20A)	2	
	407 565	D	WASHER - (AN960-416)	4	
	404 836	D	NUT - (MS20364-428C)	2	
-75	29194-03	H	CAN ASSEMBLY - Fuel shroud	1	
-76	29194-02	H	CAN ASSEMBLY - Fuel shroud	1	
-77	80007-48	H	HOSE - Flexible	1	
-78	49998-28	H	TUBE - Drain	1	
-79	554 984	H	CLAMP - (SAE TY F-36)	2	
-80	486 301		SEAL - Aluminum (SECO 7-A-8)	4	
-81	01047-03	C	PLATE - Crossfeed control cable support	1	
-82	414 763	C	SCREW - (MS24693-S50)	4	

When ordering, always specify Part Number, Description and Serial Number of Aircraft

PIPER PARTS CATALOG

THIS PAGE INTENTIONALLY LEFT BLANK

PIPER PARTS CATALOG

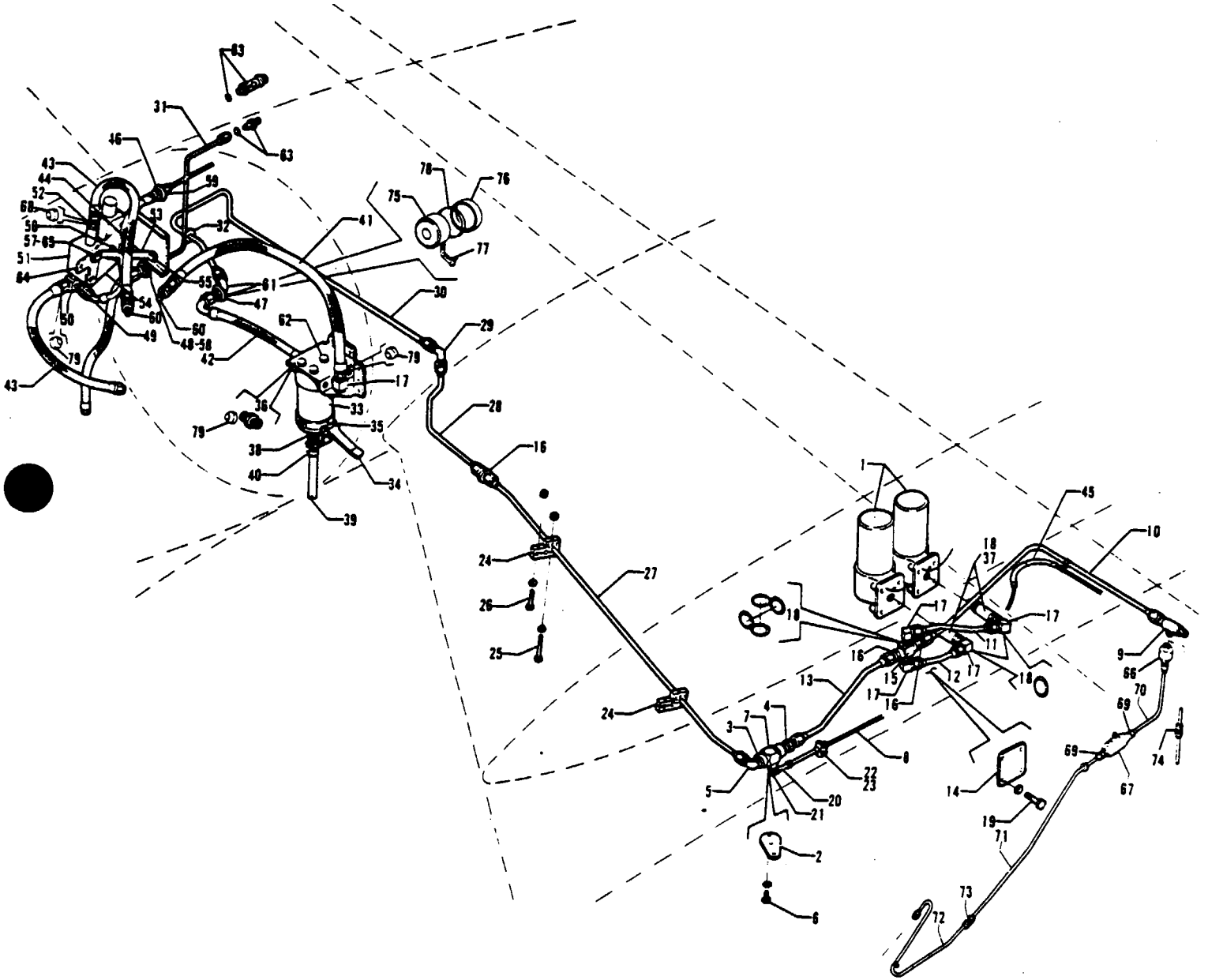


Figure 86 Right Engine Fuel System Installation

REVISED MAY 1983

PA-31T
PA-31T1
PA-31T2

PIPER PARTS CATALOG

CODE EXPLANATIONS FOR FIGURE 86

- A - Used on PA-31T only
- B - Used on PA-31T1 only
- C - Used on PA-31T2 only
- D - Used on PA-31T with serial numbers 31T-7820001 and up, PA-31T1, and PA-31T2
- E - Used on PA-31T with serial numbers 31T-7520001 and up, PA-31T1, and PA-31T2
- F - Used on PA-31T with serial numbers 31T-7820016 and up, PA-31T1, and PA-31T2
- G - Used on PA-31T with serial numbers 31T-7720063 and up, PA-31T1, and PA-31T2
- H - When replacing Airborne fuel pump 1D3-1 (P/N 50595-03) or Airborne fuel pump 1C15-4 (P/N 55428-02) with Lear Siegler fuel pump RG52400B (P/N 50595-02) or Lear Siegler fuel pump RG52400D (P/N 50595-04), Pump Replacement Kit, P/N 761 025, must also be ordered and incorporated
- J - Used on PA-31T1 aircraft that comply with C A A (United Kingdom) requirements
- K - See Figure 88 for component parts
- L - Order transmitter, P/N 548 089, if fuel totalizing system, which incorporates fuel flow gauge, P/N 54872-02 or 49389-02, has been installed
- M - Used on PA-31T with serial numbers 31T-7400002 to 31T-8120051 inclusive, PA-31T1 with serial numbers 31T-7804001 to 31T-8104057 inclusive, and PA-31T2 with serial numbers 31T-8166001 to 31T-8166014 inclusive
- N - Used on PA-31T with serial numbers 31T-8120052 and up, PA-31T1 with serial numbers 31T-8104058 to 31T-8304003 inclusive, 31T-1104004 and up, and PA-31T2 with serial numbers 31T-8166015 to 31T-8166076 inclusive, 31T-1166001 and up
- O - Used on PA-31T with serial numbers 31T-7400002 to 31T-8120056 inclusive, PA-31T1 with serial numbers 31T-7804001 to 31T-8104067 inclusive, and PA-31T2 with serial numbers 31T-8166001 to 31T-8166029 inclusive Order part for Code "P" serial numbers if the Fuel Scavenge Pump Check Valve has been relocated per Service Bulletin 734
- P - Used on PA-31T with serial numbers 31T-8120057 and up, PA-31T1 with serial numbers 31T-8104068 to 31T-8304003 inclusive, 31T-1104004 and up, and PA-31T2 with serial numbers 31T-8166030 to 31T-8166076 inclusive, 31T-1166001 and up Also used on Code "O" serial numbers if the Fuel Scavenge Pump Check Valve has been relocated per Service Bulletin 734
- Q - Used on PA-31T2 with serial numbers 31T-8166024 to 31T-8166076 inclusive, 31T-166001 and up

PIPER PARTS CATALOG

Figure and Index Number	Part Number	Code	NOMENCLATURE	No. Req.	SERIAL NUMBERS AFFECTED
86-	50844		DRAWING - Fuel System Installation		
-1	50595-02	H	FUEL PUMP ASSEMBLY - Submerged (Lear-Siegler/ RG52400B)	2	
	50595-04	H	FUEL PUMP ASSEMBLY - Submerged (Lear-Siegler/ RG52400D)	2	
-2	41626-00		ARM - Valve actuator	1	
-3	42335-00		CLAMP	2	
-4	476 674		NIPPLE - (AN816-8D)	1	
-5	458 898		ELBOW - (AN822-8D)	1	
-6	415 752		SCREW - (AN515-832R6)	2	
	407 120		WASHER - Toothlock (AN936-B8)	2	
-7	492 111	K	VALVE - Fuel shut-off (P4-757A)	1	
-8	42628-07	A,B	CABLE ASSEMBLY - Control, fuel shut-off	1	
	29455-04	C	CABLE ASSEMBLY - Control, fuel shut-off	1	31T-8166001 to 31T-8166023 incl
	29455-03	Q	CABLE ASSEMBLY - Control, fuel shut-off	1	
-9	50545-00	A	TEE - Heater fuel	1	31T-7400002 to 31T-7720069 incl
	47651-00	D	TEE - Heater fuel	1	
-10	50882-00		LINE ASSEMBLY - Fuel	1	
-11	50519-00		LINE ASSEMBLY - Fuel	1	
-12	50514-00		LINE ASSEMBLY - Fuel	1	
-13	51027-00	M	LINE ASSEMBLY - Fuel	1	
	82032-02	N	LINE ASSEMBLY - Fuel	1	
-14	51028-00		PLATE - Fuel fitting	1	
-15	455 421		CROSS - (AN937-8D)	1	
-16	491 053		UNION - (AN815-8D)	3	
-17	558 974		ELBOW - (RAC2000-8)	5	
-18	462 061		"O" RING - (MS29512-8)	8	
-19	400 059		BOLT - (AN3-14)	4	
	407 584		WASHER - (AN960-10L)	4	
-20	54175-00	A	JOINT ASSEMBLY - Ball (BL-103)	1	31T-7400002 to 31T-7400009 incl
	469 152	E	JOINT - Ball (D-103A)	1	
	404 224		NUT - (AN315-3R)	1	
-21	407 564		WASHER - (AN960-10)	1	
	404 835		NUT - (MS20364-1032C)	1	
-22	51730-00	A,B	LUG - Control cable support bracket	1	
	01046-02	C	LUG ASSEMBLY - Control cable support bracket	1	
-23	18219-00		CLAMP - Control cable attachment	1	
-24	50414-00		BLOCK ASSEMBLY - Tube retaining	2	
-25	400 451		BOLT - (AN3-20A)	2	
	407 564		WASHER - (AN960-10)	2	
	404 887		NUT - (MS20365-1032C)	2	
-26	400 455		BOLT - (AN3-16A)	2	
	407 584		WASHER - (AN960-10L)	2	
	404 887		NUT - (MS20365-1032C)	2	
-27	50160-00		LINE ASSEMBLY - Fuel	1	
-28	50138-00		LINE ASSEMBLY - Fuel	1	
-29	458 881		ELBOW - (AN821-8D)	1	
-30	50513-00		LINE ASSEMBLY - Fuel	1	
-31	51496-00	O	LINE ASSEMBLY - Fuel	1	
	01198-02	P	LINE ASSEMBLY - Fuel	1	
-32	434 163		GROMMET - (MS35489-15S)	1	
-33	51175-00	K	FILTER ASSEMBLY - Fuel	1	
-34	51203-00		LEVER ASSEMBLY - Fuel filter drain	1	
-35	51202-00		CLAMP - Fuel filter	1	
-36	551 854		ADAPTER - (RAC1000-8)	1	
-37	492 245		VALVE - Check (1010-00-1)	2	
-38	22179-00		VALVE ASSEMBLY - Fuel strainer drain	1	

When ordering, always specify Part Number, Description and Serial Number of Aircraft

PIPER PARTS CATALOG

Figure and Index Number	Part Number	Code	NOMENCLATURE	No. Req.	SERIAL NUMBERS AFFECTED
86-39	16633-50		HOSE ASSEMBLY - Drain	1	
-40	454 983		CLAMP - (8 SAE Type "E")	2	
-41	80026-03	A,B	HOSE ASSEMBLY - Fuel	1	
	39995-35	C	HOSE ASSEMBLY - Fuel	1	
-42	80026-04		HOSE ASSEMBLY - Fuel	1	
-43	39995-26		HOSE ASSEMBLY - Fuel	2	
-44	39995-27		HOSE ASSEMBLY - Fuel	1	
-45	16633-93		HOSE - Cover, control cable	1	
-46	40849-07		PLACARD - "Fuel Pressure"	1	
-47	40849-11		PLACARD - "Fuel Supply"	1	
-48	40849-18		PLACARD - "Fuel"	1	
-49	45847-00		NIPPLE ASSEMBLY - Restricted	1	
-50	558 986	A	ELBOW - (QRAC-2000-8-8 (391 I D) x F2)	1	31T-7400002 to 31T-7820015 incl
	558 796	F	ELBOW - (Q300-AC8-F2-R8)	1	
-51	489 401	A,L	TRANSMITTER - Fuel flow (9133-25-B1)	1	31T-7400002 to 31T-7620003 incl, and 31T-7620005
	548 089	A	TRANSMITTER - Fuel flow (3268010-0101)	1	31T-7620004, 31T-7620006 to 31T-7820015 inclusive
	489 438	F	TRANSMITTER - Fuel flow (3268011-0101)	1	
-52	555 414	A	CONNECTOR - (8-6-SA-2)	1	31T-7400002 to 31T-7820015 incl
	551 854	F	ADAPTER - (RA-1000-C-8)	1	
-53	51032-00	A	BRACE - Fuel flow transmitter	1	31T-7400002 to 31T-7820015 incl
	49385-02	F	BRACE - Fuel flow transmitter	1	
-54	51033-00	A	PLATE - Fuel flow transmitter	1	31T-7400002 to 31T-7820015 incl
	49384-02	F	PLATE - Fuel flow transmitter	1	
-55	400 002		BOLT - (AN4-5A)	1	
	407 565		WASHER - (AN960-416)	2	
	404 825		NUT - (AN363-428C)	1	
-56	401 307	A	BOLT - (AN4-4A)	2	31T-7400002 to 31T-7820015 incl
	407 044	A	WASHER - (MS35338-44)	2	31T-7400002 to 31T-7820015 incl
-57	400 002	A	BOLT - (AN4-5A)	1	31T-7400002 to 31T-7820015 incl
	407 044	A	WASHER - (MS35338-44)	1	31T-7400002 to 31T-7820015 incl
-58	491 063		UNION - (AN832-4)	1	
	477 629		NUT - (AN924-4)	1	
-59	23319-00	A	UNION - Special	1	31T-7400002 to 31T-7720062 incl
	491 067	G	UNION - (AN832-3)	1	
	477 628		NUT - (AN924-3)	1	
-60	491 102		UNION - (AN815-8)	2	
	462 061		"O" RING - (MS29512-8)	2	
-61	458 848		ELBOW - (AN837-8)	1	
	477 691		NUT - (AN924-8)	1	
	407 573		WASHER - (AN960-1216)	1	
-62	401 918		BOLT - (AN74A-3)	3	
-63	491 050	O	UNION - (AN815-4D)	1	
	492 233	P	VALVE - Check (366-00)	1	
	462 058		"O" RING - (MS29512-04)	1	
-64	49386-02	F	BRACKET - Oil breather attachment	1	
-65	401 318	F	BOLT - (AN4-20A)	2	
	407 565	F	WASHER - (AN960-416)	4	
	404 836	F	NUT - (MS20364-428C)	2	
-66	492 176	A	VALVE - Solenoid (3415-00-1)	1	31T-7400002 to 31T-7720069 incl
-67	460 593	A,K	FILTER ASSEMBLY - Heater fuel (61A61)	1	31T-7400002 to 31T-7720069 incl
-68	486 301		SEAL - Aluminum (SECO 7-A-8)	4	
-69	491 050	A	UNION - (AN815-4D)	2	31T-7400002 to 31T-7720069 incl
	462 058	A	GASKET - (MS29512-4)	2	31T-7400002 to 31T-7720069 incl
-70	50425-00	A	LINE ASSEMBLY - Heater fuel	1	31T-7400002 to 31T-7720069 incl
	50425-02	D	LINE ASSEMBLY - Heater fuel	1	
-71	54934-02		LINE ASSEMBLY - Heater fuel	1	
-72	54933-02		LINE ASSEMBLY - Heater fuel	1	

When ordering, always specify Part Number, Description and Serial Number of Aircraft

PIPER PARTS CATALOG

Figure and Index Number	Part Number	Code	NOMENCLATURE	No. Req.	SERIAL NUMBERS AFFECTED
86-73	491 050		UNION - (AN815-4D)	1	
-74	491 050	D	UNION - (AN815-4D)	1	
-75	29194-04	J	CAN ASSEMBLY - Fuel shroud	1	
-76	29807-02	J	CAP ASSEMBLY - Fuel shroud	1	
-77	49998-28	J	TUBE - Drain	1	
-78	554 984	J	CLAMP - (SAE TY F-38)	1	

When ordering, always specify Part Number, Description and Serial Number of Aircraft

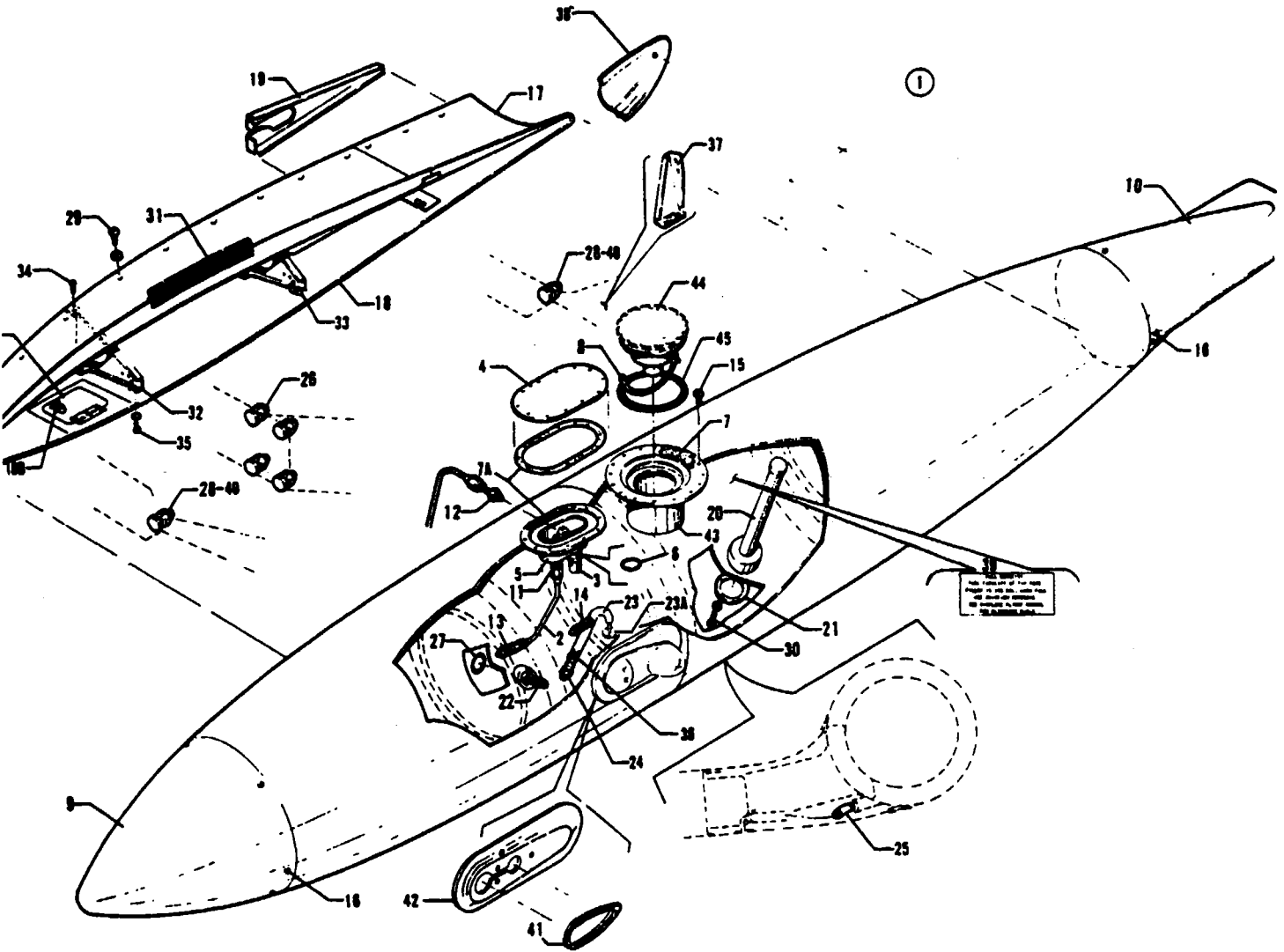


Figure 87. Wing Tip Fuel Tank Installation

PIPER PARTS CATALOG

CODE EXPLANATIONS FOR FIGURE 87

- A - Used on PA-31T only
- B - Used on PA-31T with serial numbers 31T-7520003 and up, PA-31T1, and PA-31T2
- C - See Figure 132 for component parts
- D - Used if recognition lights are installed
- E - Used on PA-31T with serial numbers 31T-7400002 to 31T-8020011 inclusive, and PA-31T1 with serial numbers 31T-7804001 to 31T-8004009 inclusive
- F - Used on PA-31T with serial numbers 31T-8020012 and up, PA-31T1 with serial numbers 31T-8004010 to 31T-8304003 inclusive, 31T-1104004 and up, and PA-31T2
- G - Used on PA-31T with serial numbers 31T-8120001 and up, PA-31T1 with serial numbers 31T-8104001 to 31T-8304003 inclusive, 31T-1104004 and up, and PA-31T2
- H - Used on PA-31T with serial numbers 31T-7820081 and up, PA-31T1, and PA-31T2
- J - Used on PA-31T with serial numbers 31T-7400002 to 31T-7920052 inclusive, 31T-7920054 to 31T-7920094 inclusive, and PA-31T1 with serial numbers 31T-7804001 to 31T-7904057 inclusive. Order part for Code K serial numbers if tank assembly incorporated a diagonal conduit tube welded thru the front of the tank assembly
- K - Used on PA-31T with serial numbers 31T-7920053, 31T-8020001 and up, PA-31T1 with serial numbers 31T-8004001 to 31T-8304003 inclusive, 31T-1104004 and up, and PA-31T2
- L - Also used on Code J serial numbers if tank assembly incorporates a diagonal conduit tube welded thru the front of the tank assembly
- M - Used on PA-31T with serial numbers 31T-7400002 to 31T-8020092 inclusive, and PA-31T1 with serial numbers 31T-7804001 to 31T-8004057 inclusive
- N - If matching cabin door lock, forward baggage door lock and locking fuel caps are desired, order Part No 470 554

PIPER PARTS CATALOG

Figure and Index Number	Part Number	Code	NOMENCLATURE	No. Req.	SERIAL NUMBERS AFFECTED
87-	50211		DRAWING - Wing Tip Tank Installation		
-1	55896-02	D,K	TANK ASSEMBLY - Wing tip, left (with recognition light)	1	
	55896-28		TANK ASSEMBLY - Wing tip, left (solid nose cone)	1	
	55896-03	D,K	TANK ASSEMBLY - Wing tip, right (with recognition light)	1	
	55896-29		TANK ASSEMBLY - Wing tip, right (solid nose cone)	1	
-2	51189-00		* LINE ASSEMBLY - Tip tank vent relief, left	1	
	51189-01		* LINE ASSEMBLY - Tip tank vent relief, right	1	
-3	492 281		* VALVE ASSEMBLY - Float, fuel (3622-00-1/PAC 29319-05)	1	
-4	50984-00		* COVER - Vent well	1	
-5	50985-00		* WELL ASSEMBLY - Vent	1	
-6	484 677		* GASKET - "O" Ring (MS29512-10)	1	
-7	57149-11		* GASKET - Filler cap adapter	1	
-7a	57149-10		* GASKET - Vent well	2	
-8	472 059		* LANYARD - (452-16-6)	1	
-9	50980-305		* CONE - Tip tank, forward	1	
	55896-26	C,D	* CONE ASSEMBLY - Tip tank, forward (complete with recognition light) left	1	
	55896-27	C,D	* CONE ASSEMBLY - Tip tank, forward (complete with recognition light) right	1	
-10	50980-03	J	* CONE ASSEMBLY - Tip tank, aft	1	
	55896-10	K,L	* CONE ASSEMBLY - Tip tank, aft	1	
-11	491 074		* UNION - (AN832-8D)	1	
	477 621		* NUT - (AN924-8D)	1	
-12	491 049		* UNION - (AN815-3D)	1	
	477 617		* NUT - (AN924-3D)	1	
-13	491 074		* UNION - (AN832-8D)	1	
	462 061		* GASKET - (MS29512-08)	1	
-14	491 062	A	* UNION - (AN832-6D)	1	31T-7400002 to 31T-7820080 incl
	484 359	H	* REDUCER - (AN919 -12D)	1	
	491 060		* GASKET - (MS29512-06)	1	
-15	414 761		* SCREW - (MS24693-S48)	16	
-16	414 779		* SCREW - (MS24693-S49)	10	
-17	50155-02	E	FAIRING ASSEMBLY - Tip tank, left, aft	1	
	50155-38	F	FAIRING ASSEMBLY - Tip tank, left, aft	1	
	50155-03	E	FAIRING ASSEMBLY - Tip tank, right, aft	1	
	50155-39	F	FAIRING ASSEMBLY - Tip tank, right, aft	1	
-18	50155-30	E	FAIRING ASSEMBLY - Tip tank, left, forward	1	
	50155-40	F	FAIRING ASSEMBLY - Tip tank, left, forward	1	
	50155-31	E	FAIRING ASSEMBLY - Tip tank, right, forward	1	
	50155-41	F	FAIRING ASSEMBLY - Tip tank, right, forward	1	
-18a	51063-00	A	* PLATE ASSEMBLY - Fuel filter access	1	31T-7400002 to 31T-7520002 incl
	54526-02	B	* PLATE ASSEMBLY - Fuel filter access, left	1	
	54526-03	B	* PLATE ASSEMBLY - Fuel filter access, right	1	
-18b	25054-00		* LATCH ASSEMBLY - Access plate	1	
-19	40510-02		RIB - Fairing attachment, left	1	
	40510-03		RIB - Fairing attachment, right	1	
-20	50946-03		SENSOR ASSEMBLY - Fuel tank	2	
-21	50856-00		GASKET - Fuel sensor	2	
-22	50416-03		STRAINER ASSEMBLY - Fuel	2	
-23	80007-37		TUBE - Drain	2	
-23a	51207-00		TUBE ASSEMBLY - Fuel drain	2	
-24	22179-00		VALVE ASSEMBLY - Fuel strainer drain	2	
-25	458 946		ELBOW - (AN915-1D) 45°	2	

When ordering, always specify Part Number, Description, and Serial Number of Aircraft

PIPER PARTS CATALOG

Figure and Index Number	Part Number	Code	NOMENCLATURE	No Req	SERIAL NUMBERS AFFECTED
87-26	401 266		BOLT - (AN3-5A)	8	
	407 564		WASHER - (AN960-10)	8	
	404 887		NUT - (MS20365-1032C)	8	
-27	462 065		GASKET - (MS29512-16)	2	
-28	400 003		BOLT - (AN4-6A)	4	
	407 565		WASHER - (AN960-416)	4	
	404 888		NUT - (MS20365-428C)	4	
-29	414 508		SCREW - (MS24693-S28)	42	
	494 071		WASHER - (A3236-012-1)	42	
	406 362		NUT - (C8095-632-1)	42	
-30	415 498		SCREW - (MS35206-245)	10	
	407 042		WASHER - (MS35338-42)	10	
-31	187 555		BEADING - Extruded	AR	
-32	51622-04		BRACKET ASSEMBLY - Tip tank fairing support, left front	1	
	51622-05		BRACKET ASSEMBLY - Tip tank fairing support, right front	1	
-33	51622-02		BRACKET ASSEMBLY - Tip tank fairing support, left rear	1	
	51622-03		BRACKET ASSEMBLY - Tip tank fairing support, right rear	1	
-34	414 763		SCREW - (MS24693-S50)	8	
	407 566		WASHER - (AN960-516)	8	
	407 563		WASHER - (AN960-8)	8	
	404 910		NUT - (MS20365-832C)	8	
-35	414 508		SCREW - (MS24693-S28)	2	
	494 071		WASHER - (A3236-012-1)	2	
-36	454 983		CLAMP - (SAE TY E-8)	4	
-37	51823-03		BRACKET ASSEMBLY - Support, tip tank fairing, left	1	
	51823-02		BRACKET ASSEMBLY - Support, tip tank fairing, right	1	
-38	51905-04	E	PLATE - Tip tank trim, left	1	
	51905-08	F	PLATE - Tip tank trim, left	1	
	51905-05	E	PLATE - Tip tank trim, right	1	
	51905-09	F	PLATE - Tip tank trim, right	1	
-39	73382-02		PLACARD - Fuel filler	2	
-40	19513-64		WASHER - Shim	AR	
-41	51024-00	M	GASKET - Strobe light mounting	2	
	02098-02	G	GASKET - Strobe light mounting	2	
-42	29726-02	G	PLATE - Strobe light mounting	2	
-43	50226-00	J	ADAPTER ASSEMBLY - Fuel filler cap	1	
	551 969	K.L	ADAPTER ASSEMBLY - Fuel filler cap (457 461)	1	
-44	554 482		CAP ASSEMBLY - (457-766)	2	
	763 389	N	CAP ASSEMBLY - Locking (457-826-1-1)	2	
-45	762 516		* RING - "O" (457-98-1)	1	

When ordering, always specify Part Number, Description and Serial Number of Aircraft

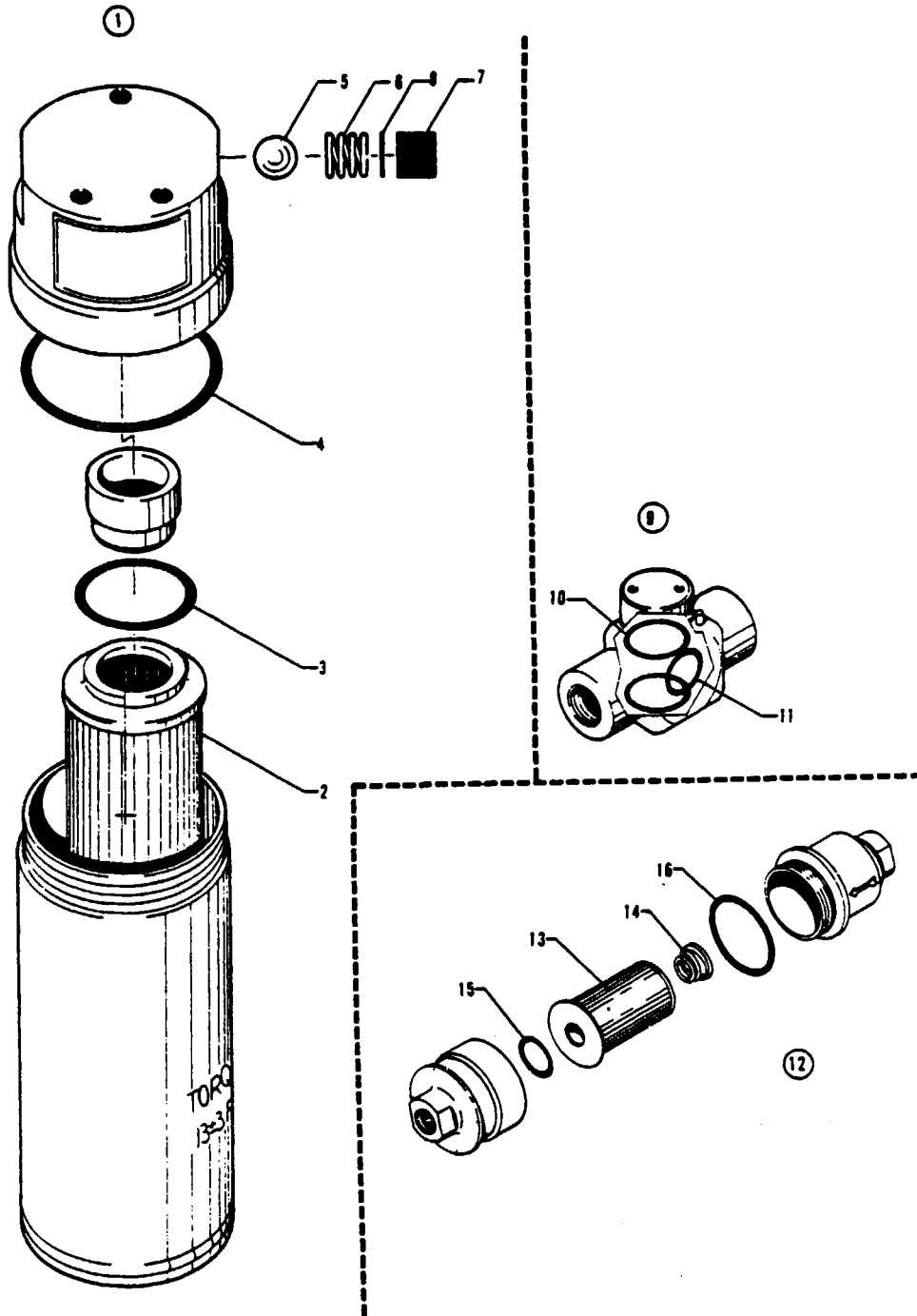


Figure 88 Fuel System Components

PIPER PARTS CATALOG

CODE EXPLANATIONS FOR FIGURE 88

PIPER PARTS CATALOG

Figure and Index Number	Part Number	Code	NOMENCLATURE	No. Req.	SERIAL NUMBERS AFFECTED
88-1	51175-00		FILTER ASSEMBLY - Fuel	2	
-2	754 780		• ELEMENT ASSEMBLY - Filter (45971)	1	
-3	756 077		• O-RING - (4214-89)	1	
-4	756 078		• O-RING - (4142-89)	1	
-5	758 289		• BALL - (42259)	1	
-6	757 759		• SPRING - (42276)	1	
-7	757 435		• PLUG - (42257)	1	
-8	757 760		• SHIM - (42266)	AR	
-9	492 111		VALVE - Fuel shut-off and crossfeed	3	
-10	757 256		• PACKING - O-ring, shut-off valve	2	
-11	757 257		• PACKING - O-ring, shut-off valve	1	
-12	460 593		FILTER ASSEMBLY - Heater fuel	2	
-13	754 783		• ELEMENT - Fuel filter (AN8237-1)	1	
-14	764 804		• SPRING AND CAP ASSEMBLY - (053654)	1	
-15	752 620		• O-RING - (MS29513-114)	1	
-16	752 621		• O-RING - (MS29513-222)	1	

When ordering, always specify Part Number, Description and Serial Number of Aircraft

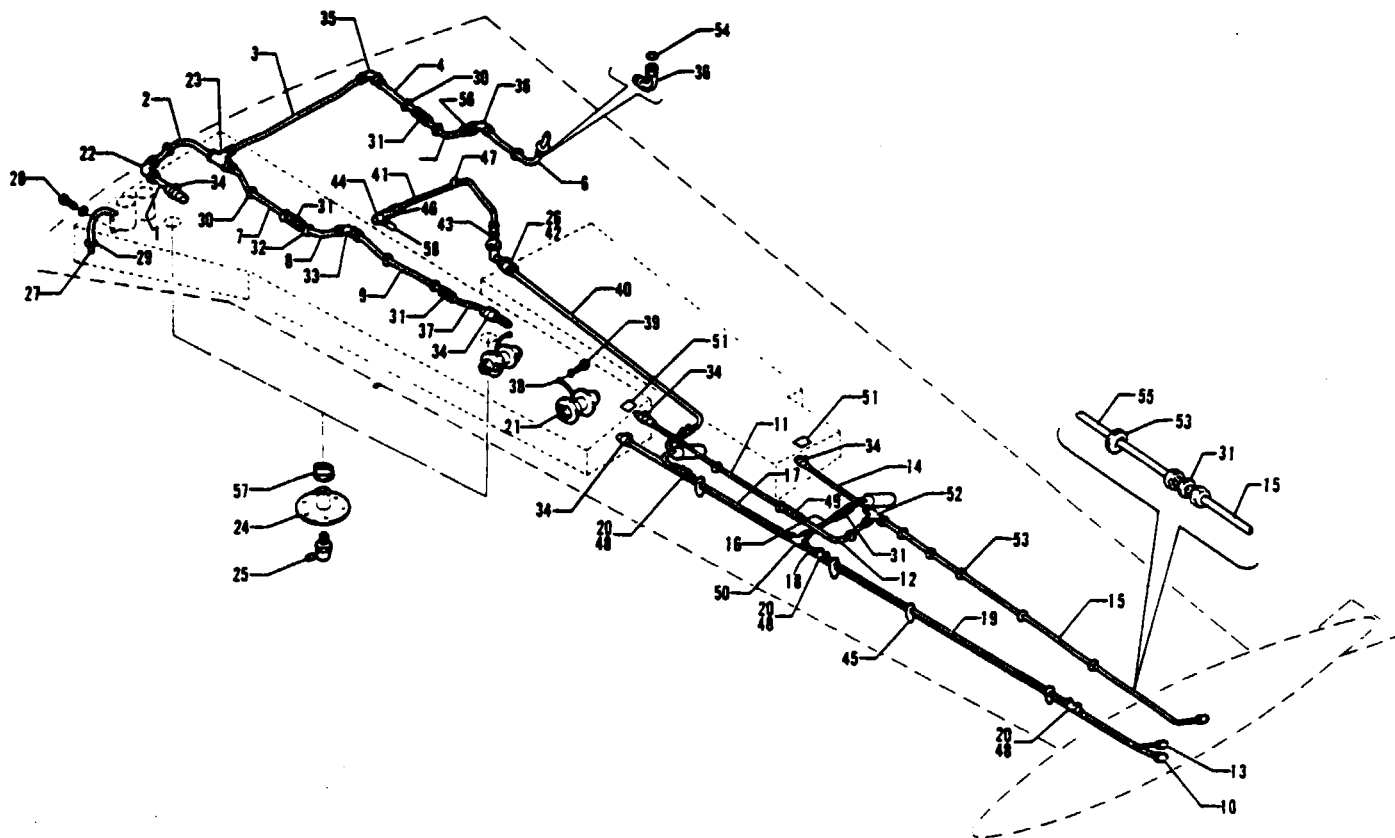


Figure 89 Wing Fuel Pressure and Vent Lines

REVISED: FEBRUARY 1981

3E13

PA-31T
PA-31T2

PIPER PARTS CATALOG

CODE EXPLANATIONS FOR FIGURE 89

- A - Used only with Lear-Siegler fuel pump.
- B - Used on PA-31T with serial numbers 31T-7620010 and up, and PA-31T2.
- C - Used on PA-31T with serial numbers 31T-7820081 and up, and PA-31T2.
- D - Used on PA-31T with serial numbers 31T-8020084 and up, and PA-31T2.
- E - Used on PA-31T only.
- F - Prior to ordering, ascertain part number stamped on existing valve. If Dukes Inc. #3620-00-3 valve is installed, also order and install New Line Assembly, P/N 29504-02, for left nacelle installation or New Line Assembly, P/N 29504-03, for right nacelle installation.

PIPER PARTS CATALOG

Figure and Index Number	Part Number	Code	NOMENCLATURE	No. Req.	SERIAL NUMBERS AFFECTED
89-	50546		DRAWING - Wing Panel Fuel System Installation (Basic)		
-1	50442-00		LINE ASSEMBLY - Fuel cell finger	2	
-2	50413-00		LINE ASSEMBLY - Fuel, left	1	
	50413-01		LINE ASSEMBLY - Fuel, right	1	
-3	50439-00		LINE ASSEMBLY - Fuel	2	
-4	50438-00		LINE ASSEMBLY - Fuel	2	
-5	50433-00		LINE ASSEMBLY - Fuel	2	
-6	50457-00	E	LINE ASSEMBLY - Fuel, left	1	31T-7400002 to 31T-7820009 incl
	54695-02	B	LINE ASSEMBLY - Fuel, left	1	
	50457-01	E	LINE ASSEMBLY - Fuel, right	1	31T-7400002 to 31T-7820009 incl.
	54695-03	B	LINE ASSEMBLY - Fuel, right	1	
-7	50451-00		LINE ASSEMBLY - Fuel, left	1	
	50451-01		LINE ASSEMBLY - Fuel, right	1	
-8	41648-00		LINE ASSEMBLY - Fuel	2	
-9	41649-00		LINE ASSEMBLY - Fuel	2	
-10	50415-00		LINE ASSEMBLY - Fuel	2	
-11	50445-00	E	LINE ASSEMBLY - Fuel	2	31T-7400002 to 31T-7820080 incl.
	49539-02	C	LINE ASSEMBLY - Fuel	2	
-12	50450-00	E	LINE ASSEMBLY - Fuel, left	1	31T-7400002 to 31T-7820080 incl
	49543-02	C	LINE ASSEMBLY - Fuel, left	1	
	50450-01	E	LINE ASSEMBLY - Fuel, right	1	31T-7400002 to 31T-7820080 incl.
	49543-03	C	LINE ASSEMBLY - Fuel, right	1	
-13	51192-00		LINE ASSEMBLY - Fuel vent	2	
-14	50463-00	E	LINE ASSEMBLY - Fuel, left	1	31T-7400002 to 31T-7820080 incl
	50463-01	E	LINE ASSEMBLY - Fuel, right	1	31T-7400002 to 31T-7820080 incl
	49542-02	C	LINE ASSEMBLY - Fuel	2	
-15	50420-00	E	LINE ASSEMBLY - Fuel (3/8 x 69 46 in long)	2	31T-7400002 to 31T-7820080 incl
	49545-02	C	LINE ASSEMBLY - Fuel (1/2 x 9 33 in long)	2	
-16	80024-22		LINE ASSEMBLY - Fuel	2	
-17	80043-04		LINE ASSEMBLY - Fuel	2	
-18	80043-05		LINE ASSEMBLY - Fuel	2	
-19	51190-00		LINE ASSEMBLY - Fuel	2	
-20	82371-23		HOSE - Fuel	6	
-21	54678-02		TUBE - Fuel cell connector	4	
-22	458 881		ELBOW - (AN821-8D)	2	
-23	488 506		TEE - (AN804-8D)	2	
	477 621		NUT - (AN924-8D)	2	
	407 573		WASHER - (AN960-1216)	2	
-24	40549-02		PLATE ASSEMBLY - Fuel drain valve	4	
-25	492 100		VALVE - Drain (CCA-7450)	4	
-26	554 946		CLAMP - (SAE TY F-8SS)	8	
-27	51457-00	A	DRAIN ASSEMBLY - Fuel pump	4	
-28	401 302		BOLT - (AN4-H5A)	16	
	407 565		WASHER - (AN960-416)	16	
-29	434 130	A	GROMMET - (MS35489-13)	4	
-30	41586-00		GROMMET	14	
-31	491 053		UNION - (AN815-8D)	10	
-32	434 182		GROMMET - (MS35489-23S)	2	
-33	458 914		ELBOW - (AN837-8D)	2	
	477 621		NUT - (AN924-8D)	2	
	407 573		WASHER - (AN960-1216)	2	
-34	554 552		CLAMP - (PS10017-23-10)	12	
-35	458 905		ELBOW - (AN833-8D)	1	
	477 621		NUT - (AN924-8D)	1	
	407 573		WASHER - (AN960-1216)	1	

When ordering, always specify Part Number, Description and Serial Number of Aircraft

PIPER PARTS CATALOG

Figure and Index Number	Part Number	Code	NOMENCLATURE	No. Req.	SERIAL NUMBERS AFFECTED
89-38	458 905		ELBOW - (AN833-8D)	4	
	477 621		NUT - (AN924-8D)	4	
-37	50953-00		STRAINER ASSEMBLY - Fuel tank finger	2	
-38	54679-02		CLAMP ASSEMBLY - Ground shielding	4	
-39	401 307		BOLT - (AN4-4A)	4	
	407 136		WASHER - (AN936-A416)	8	
-40	51476-00		LINE ASSEMBLY - Nacelle fuel vent	2	
-41	51500-00	E	LINE ASSEMBLY - Nacelle fuel vent, left	1	31T-7400002 to 31T-8020083 incl.
	29504-02	D	LINE ASSEMBLY - Nacelle fuel vent, left	1	
	51500-01	E	LINE ASSEMBLY - Nacelle fuel vent, right	1	31T-7400002 to 31T-8020083 incl.
	29504-03	D	LINE ASSEMBLY - Nacelle fuel vent, right	1	
-42	83161-42		HOSE - Connector	4	
-43	491 057		UNION - (AN815-10D)	2	
	484 677		"O" RING - (MS29512-10)	2	
-44	764 354	F	KIT - Float Valve Replacement	2	
-45	50238-00		PLATE - Fuel line support	16	
-46	554 745		CLAMP - (AN742-F20)	2	
-47	554 684		CLAMP - (AN742-F10)	2	
-48	554 871		CLAMP - (SAE TY F-6SS)	12	
-49	491 052	E	UNION - (AN815-6D)	2	31T-7400002 to 31T-7820080 incl.
	491 063	C	UNION - (AN815-8D)	2	
-50	488 509		TEE - (AN824-8D)	2	
-51	80042-90		PLATE	4	
-52	488 319	E	TEE - (AN824-6D)	2	31T-7400002 to 31T-7820080 incl.
	488 509	C	TEE - (AN824-8D)	2	
-53	434 158	E	GROMMET - (MS35489-12S)	16	31T-7400002 to 31T-7820080 incl.
	41586-00	C	GROMMET	16	
-54	484 846		"O" RING - (MS29512-08)	2	
-55	49541-02	C	LINE ASSEMBLY - Fuel (1/2 x 60.50 in. long)	1	
-56	407 579		WASHER - (AN960-1216L)	4	
-57	554 639		CLAMP - (H-12)	4	
-58	42129-50	D	BUSHING	2	

When ordering, always specify Part Number, Description and Serial Number of Aircraft

PIPER PARTS CATALOG

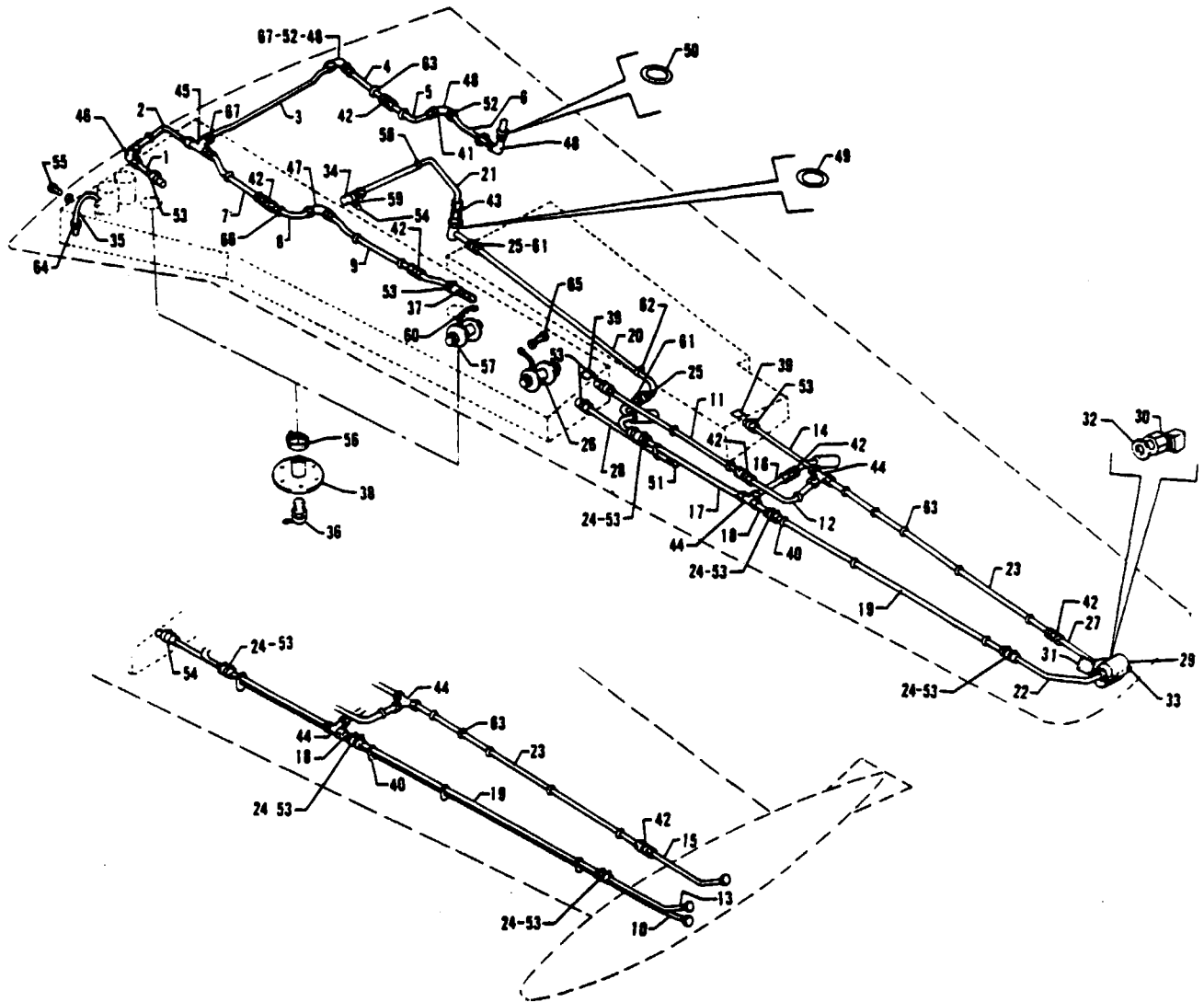


Figure 89A. Wing Fuel Pressure and Vent Lines

PIPER PARTS CATALOG

CODE EXPLANATIONS FOR FIGURE 89A

- A - Used on serial numbers 31T-8304001 to 31T-8304003 inclusive, 31T-1104004 and up Also used on serial numbers 31T-7804001 to 31T-8104101 inclusive if tip tanks are installed
- B - Used only with Lear-Siegler fuel pump
- C - Used on serial numbers 31T-7804001 to 31T-8104101 inclusive if tip tanks are not installed
- D - Prior to ordering, ascertain part number stamped on existing valve If Dukes Inc #3620-00-3 valve is installed, also order and install New Line Assembly, P/N 29504-02, for left nacelle installation or New Line Assembly, P/N 29504-03, for right nacelle installation
- E - Order part for serial numbers 31T-8004050 to 31T-8304003 inclusive, 31T-1104004 and up if Shaw Aero Float Valve (#79-1382/PAC 81227-02) has been installed
- F - Used on serial numbers 31T-8004050 to 31T-8304003 inclusive, 31T-1104004 and up

PIPER PARTS CATALOG

Figure and Index Number	Part Number	Code	NOMENCLATURE	No. Req	SERIAL NUMBERS AFFECTED
89A-	49540	C	DRAWING - Wing Fuel System Installation		
	50546	A	DRAWING - Wing Fuel System Installation		
-1	50442-00		LINE ASSEMBLY - Fuel cell finger	2	
-2	50413-00		LINE ASSEMBLY - Fuel, left	1	
	50413-01		LINE ASSEMBLY - Fuel, right	1	
-3	50439-00		LINE ASSEMBLY - Fuel	2	
-4	50438-00		LINE ASSEMBLY - Fuel	2	
-5	50433-00		LINE ASSEMBLY - Fuel	2	
-6	54695-02		LINE ASSEMBLY - Fuel, left	1	
	54695-03		LINE ASSEMBLY - Fuel, right	1	
-7	50451-00		LINE ASSEMBLY - Fuel, left	1	
	50451-01		LINE ASSEMBLY - Fuel, right	1	
-8	41648-00		LINE ASSEMBLY - Fuel	2	
-9	41649-00		LINE ASSEMBLY - Fuel	2	
-10	50415-00	A	LINE ASSEMBLY - Fuel	2	
-11	49539-02		LINE ASSEMBLY - Fuel	2	
-12	49543-02		LINE ASSEMBLY - Fuel, left	1	
	49543-03		LINE ASSEMBLY - Fuel, right	1	
-13	51192-00	A	LINE ASSEMBLY - Fuel vent	2	
-14	49542-02		LINE ASSEMBLY - Fuel	2	
-15	49545-02	A	LINE ASSEMBLY - Fuel	2	
-16	80024-22		LINE ASSEMBLY - Fuel	2	
-17	80043-04		LINE ASSEMBLY - Fuel	2	
-18	80043-05		LINE ASSEMBLY - Fuel	2	
-19	51190-00		LINE ASSEMBLY - Fuel	2	
-20	51476-00		LINE ASSEMBLY - Nacelle fuel vent	2	
-21	51500-00	E	LINE ASSEMBLY - Nacelle fuel vent, left	1	31T-7804001 to 31T-8004049 incl
	29504-02	F	LINE ASSEMBLY - Nacelle fuel vent, left	1	
	51500-01	E	LINE ASSEMBLY - Nacelle fuel vent, right	1	31T-7804001 to 31T-8004049 incl
	29504-03	F	LINE ASSEMBLY - Nacelle fuel vent, right	1	
-22	49544-02	C	LINE ASSEMBLY - Float valve, wing tip, left	1	
	49544-03	C	LINE ASSEMBLY - Float valve, wing tip, right	1	
-23	49541-02		LINE ASSEMBLY - Fuel	2	
-24	82371-23		HOSE - Fuel	6	
-25	83161-42		HOSE - Connector	4	
-26	54678-02		TUBE - Fuel cell connector	4	
-27	80004-39	C	TUBE ASSEMBLY - Float valve, wing tip	2	
-28	80004-38	C	TUBE ASSEMBLY - Drain plug	2	
-29	49535-02	C	HOUSING ASSEMBLY - Float valve, left	1	
	49535-03	C	HOUSING ASSEMBLY - Float valve, right	1	
-30	492 309	C	* VALVE - Float (1341-00-1/PAC 29319-06)	1	
-31	49538-04	C	* BRACKET ASSEMBLY - Mounting, housing, left	1	
	49538-05	C	* BRACKET ASSEMBLY - Mounting, housing, right	1	
-32	49536-02	C	* GASKET - Valve	1	
-33	49537-02	C	* GASKET - Housing	1	
-34	492 310	C	VALVE - Float (1348-00-1/PAC 29319-02)	2	
	764 354	A,D	KIT - Float Valve Replacement	2	
-35	51457-00	B	DRAIN ASSEMBLY - Fuel pump	4	
-36	492 100		VALVE - Drain (CCA-7450)	4	
-37	50953-00		STRAINER ASSEMBLY - Fuel tank finger	2	
-38	40549-02		PLATE ASSEMBLY - Fuel drain valve	4	
-39	80042-90		PLATE - Reinforcement	4	

When ordering, always specify Part Number, Description and Serial Number of Aircraft

PIPER PARTS CATALOG

Figure and Index Number	Part Number	Code	NOMENCLATURE	No. Req.	SERIAL NUMBERS AFFECTED
89A-40	50238-00		PLATE - Fuel line support	16	
-41	407 579		WASHER - (AN960-1216L)	4	
-42	491 053		UNION - (AN815-8D)	12	
-43	491 057		UNION - (AN815-10D)	2	
-44	488 509		TEE - (AN824-8D)	4	
-45	488 506		TEE - (AN804-8D)	2	
-46	458 881		ELBOW - (AN821-8D) 90°	2	
-47	458 914		ELBOW - (AN837-8D) 45°	2	
-48	458 905		ELBOW - (AN833-8D) 90°	6	
-49	484 677		"O" RING - (MS29512-10)	2	
-50	484 846		"O" RING - (MS29512-08)	4	
-51	582 913	C	PLUG - (AN806-D12)	2	
-52	477 621		NUT - (AN924-8D)	10	
-53	554 871		CLAMP - (SAE TY F-6SS)	22	
-54	42129-50	F	BUSHING	2	
-55	401 302		BOLT - (AN4-H5A)	16	
	407 565		WASHER - (AN960-416)	16	
-56	554 639		CLAMP - (H-12)	4	
-57	554 629		CLAMP - (HTM-200)	16	
-58	554 684		CLAMP - (AN742-F10)	2	
-59	554 553	C	CLAMP - (AN742-F22)	2	
	554 745	A	CLAMP - (AN742-F20)	2	
-60	54679-02		CLAMP ASSEMBLY - Ground shielding	4	
-61	554 946		CLAMP - (SAE TY F-8SS)	8	
-62	554 683		CLAMP - (PS10017-17-10)	4	
-63	41586-00		GROMMET	30	
-64	434 130	B	GROMMET - (MS35489-13)	4	
-65	401 307		BOLT - (AN4-4A)	4	
	407 136		WASHER - (AN936-A416)	8	
-66	434 144		GROMMET - (MS35489-23)	2	
-67	407 573		WASHER - (AN960-1216)	6	

When ordering, always specify Part Number, Description and Serial Number of Aircraft

PIPER PARTS CATALOG

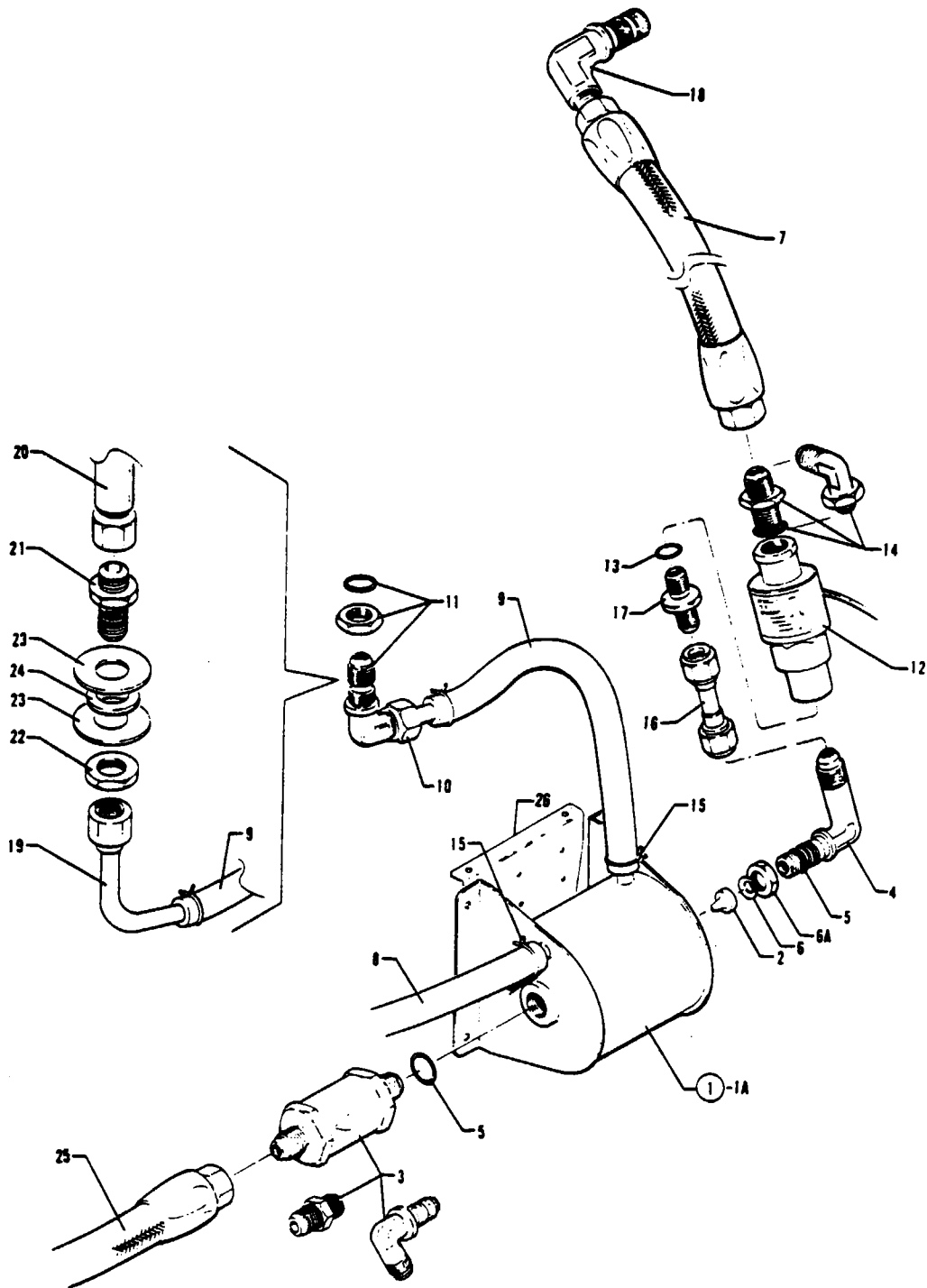


Figure 90 Fuel Scavenger Pump Installation

PIPER PARTS CATALOG

CODE EXPLANATIONS FOR FIGURE 90

- A - Used on PA-31T only
- B - Used on PA-31T1 only
- C - Used on PA-31T2 only
- D - If part is being ordered from serial numbers 31T-7400002 to 31T-7520043 inclusive, it will also be necessary to order (1) each of items 13, 16 and 17
- E - Used on PA-31T with serial numbers 31T-7820065 and up, and PA-31T2
- F - Used on PA-31T with serial numbers 31T-7400002 to 31T-8120056 inclusive, PA-31T1 with serial numbers 31T-7804001 to 31T-8104067 inclusive, and PA-31T2 with serial numbers 31T-8166001 to 31T-8166029 inclusive Order part for Code "G" serial numbers if the Fuel Scavenge Pump Check Valve has been relocated per Service Bulletin 734
- G - Used on PA-31T with serial numbers 31T-8120057 and up, PA-31T1 with serial numbers 31T-8104068 to 31T-8104101 inclusive, and PA-31T2 with serial numbers 31T-8166030 to 31T-8166076 inclusive, 31T-1166001 and up Also used on Code "F" serial numbers if the Fuel Scavenge Pump has been relocated per Service Bulletin 734
- H - Used on PA-31T with serial numbers 31T-7400002 and up, PA-31T1 with serial numbers 31T-7804001 to 31T-8104101 inclusive, and PA-31T2
- J - Used on PA-31T with serial numbers 31T-7400002 and up, PA-31T1 with serial numbers 31T-8304001 to 31T-8304003 inclusive, 31T-1104004 and up, and PA-31T2
- K - Used on PA-31T1 with serial numbers 31T-8304001 to 31T-8304003 inclusive, 31T-1104004 and up

PIPER PARTS CATALOG

Figure and Index Number	Part Number	Code	NOMENCLATURE	No. Req.	SERIAL NUMBERS AFFECTED
90-	50900	A	DRAWING - Power Plant Installation (Left and Right Engines)		31T-7400002 to 31T-7820064 incl
	50900	E	DRAWING - Power Plant Installation (Left Engine Only)		
	49209	E	DRAWING - Power Plant Installation (Right Engine Only)		
	49575	B	DRAWING - Power Plant Installation		31T-7804001 to 31T-8104101 incl
	81990	K	DRAWING - Power Plant Installation		
-1	51504-02	D,F	PUMP ASSEMBLY - Fuel scavenger	2	
	51504-05	G	PUMP ASSEMBLY - Fuel scavenger	2	
	51504-04	K	PUMP ASSEMBLY - Fuel scavenger	2	
-1a	51495-00		* CANISTER ASSEMBLY - Scavenger pump	1	
-2	51491-00		* JET - Fuel scavenger pump	1	
-3	492 233	F	* VALVE - Check (366-00)	1	
	491 055	G	* UNION - (AN815-4)	1	
	458 934	K	* ELBOW - (AN833-4)	1	
	477 629	K	* NUT - (AN924-4)	1	
-4	50479-00	D	* ELBOW - Fuel scavenger pump	1	
-5	484 842		* O-RING - (MS29512-04)	2	
-6	494 247		* WASHER - Spring (BO375-015-S)	AR	
-6a	477 629		* NUT - (AN924-4)	1	
-7	39995-16		HOSE - Flexible	2	
-8	82371-95	H	HOSE - Flexible	2	
	82371-163	K	HOSE - Flexible	2	
-9	82371-128	A,C	HOSE - Flexible (5 25" L)	2	
	61541-32	B	HOSE - Flexible (12" L)	2	
-10	50553-02	A,C	LINE ASSEMBLY - Fuel	2	
-11	458 900	A,C	ELBOW - (AN833-4D)	2	
	484 842	A,C	O-RING - (MS29512-04)	2	
	477 618	A,C	NUT - (AN924-4D)	2	
-12	492 234		VALVE - Solenoid (3623-00-3)	2	
-13	484 842		O-RING - (MS29512-04)	2	
-14	491 055	J	UNION - (AN815-4)	2	
	458 934	B	ELBOW - (AN833-4)	2	31T-7804001 to 31T-8104101 incl
	484 842		O-RING - (MS29512-04)	2	
	477 629	B	NUT - (AN924-4)	2	31T-7804001 to 31T-8104101 incl
-15	454 983		CLAMP - (SAE TY E-8)	8	
-16	80024-46		TUBE ASSEMBLY - Fuel	2	
-17	491 055		UNION - (AN815-4)	2	
-18	49623-02	B	ELBOW - Special	2	
-19	46722-00	B	LINE ASSEMBLY - Fitting, fire seal	2	
-20	39997-11	B	LINE ASSEMBLY - Fuel dump valve	2	
-21	491 063	B	UNION - (AN832-4)	2	
-22	477 629	B	NUT - (AN924-4)	2	
-23	81102-41	B	WASHER	4	
-24	407 591	B	WASHER - (AN960-716L)	2	
-25	39995-16	H	HOSE - Flexible	2	
	39995-43	K	HOSE - Flexible	2	
-26	01145-02	K	BRACKET - Fuel scavenger pump mounting	2	

When ordering, always specify Part Number, Description and Serial Number of Aircraft

PIPER PARTS CATALOG

THIS PAGE INTENTIONALLY LEFT BLANK

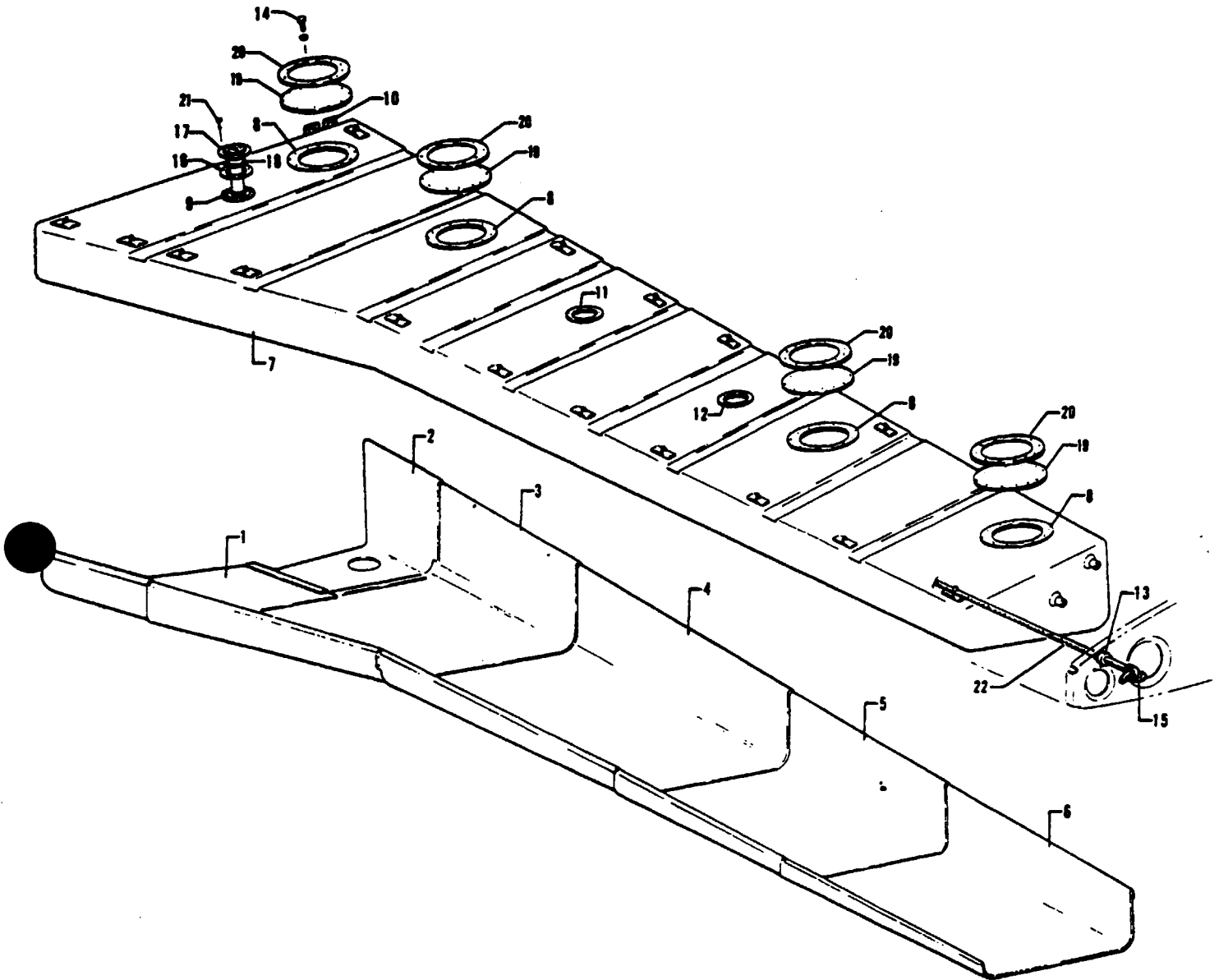


Figure 91 Main Inboard Fuel Cell and Liner Installation

PIPER PARTS CATALOG

CODE EXPLANATIONS FOR FIGURE 91

- A - Used on PA-31T with serial numbers 31T-7400002 to 31T-7920004 inclusive, and PA-31T1 with serial numbers 31T-7804001 to 31T-7804011 inclusive
- B - Used on PA-31T with serial numbers 31T-7920005 and up, PA-31T1 with serial numbers 31T-7904001 to 31T-8304003 inclusive, 31T-1104004 and up, and PA-31T2

PIPER PARTS CATALOG

Figure and Index Number	Part Number	Code	NOMENCLATURE	No. Req.	SERIAL NUMBERS AFFECTED
91-	40539 50288		DRAWING - Main Fuel Cell Liner Installation DRAWING - Main Fuel Cell Installation		
-1	40537-10		LINER - Fuel cell, left forward, Sta. 30.0 to Sta. 39.5	1	
	40537-11		LINER - Fuel cell, right forward, Sta. 30.0 to Sta. 39.5	1	
-2	40537-18		LINER - Fuel cell, left rear, Sta. 30.0 to Sta. 39.5	1	
	40537-19		LINER - Fuel cell, right rear, Sta. 30.0 to Sta. 39.5	1	
-3	40537-08		LINER - Fuel cell, left, Sta. 39.5 to Sta. 58.5	1	
	40537-09		LINER - Fuel cell, right, Sta. 39.5 to Sta. 58.5	1	
-4	40537-06		LINER - Fuel cell, left, Sta. 58.5 to Sta. 87.5	1	
	40537-07		LINER - Fuel cell, right, Sta. 58.5 to Sta. 87.5	1	
-5	40537-16		LINER - Fuel cell, left, Sta. 87.5 to Sta. 109.5	1	
	40537-17		LINER - Fuel cell, right, Sta. 87.5 to Sta. 109.5	1	
-6	40537-14		LINER - Fuel cell, left, Sta. 109.5 to Sta. 134.5	1	
	40537-15		LINER - Fuel cell, right, Sta. 109.5 to Sta. 134.5	1	
-7	52778-04	A	FUEL CELL ASSEMBLY - Main, left	1	
	52778-05	A	FUEL CELL ASSEMBLY - Main, right	1	
	52778-06	B	FUEL CELL ASSEMBLY - Main, left	1	
	52778-07	B	FUEL CELL ASSEMBLY - Main, right	1	
-8	755 016		* GASKET - Fuel cell (2F1-2-14523)	4	
-9	755 017		* GASKET - Fuel cell (2F1-2-33849)	1	
-10	755 018		* GASKET - Fuel cell (2F1-2-36746)	2	
-11	755 040		* GASKET - Fuel cell (2F1-2-14516)	1	
-12	755 041		* GASKET - Fuel cell (2F1-2-14515)	1	
-13	453 732		BUSHING - Snap (PS10064-375-4)	44	
-14	400 002		BOLT - (AN4-5A)	96	
	407 136		WASHER - (AN936-A416)	96	
-15	407 565		WASHER - (AN960-416)	8	
-16	50856-00		GASKET - Fuel sender	2	
-17	50946-04		SENSOR ASSEMBLY - Fuel tank sender (PBA 1020-1)	2	
-18	752 617		* "O" RING - Sensor (MYS 470)	1	
-19	40558-00		COVER - Fuel cell	8	
-20	42191-00		PLATE - Fuel cell attachment	8	
-21	48659-08		SCREW ASSEMBLY - Seal	10	
-22	180 613		CORD - Nylon	AR	

When ordering, always specify Part Number, Description, and Serial Number of Aircraft

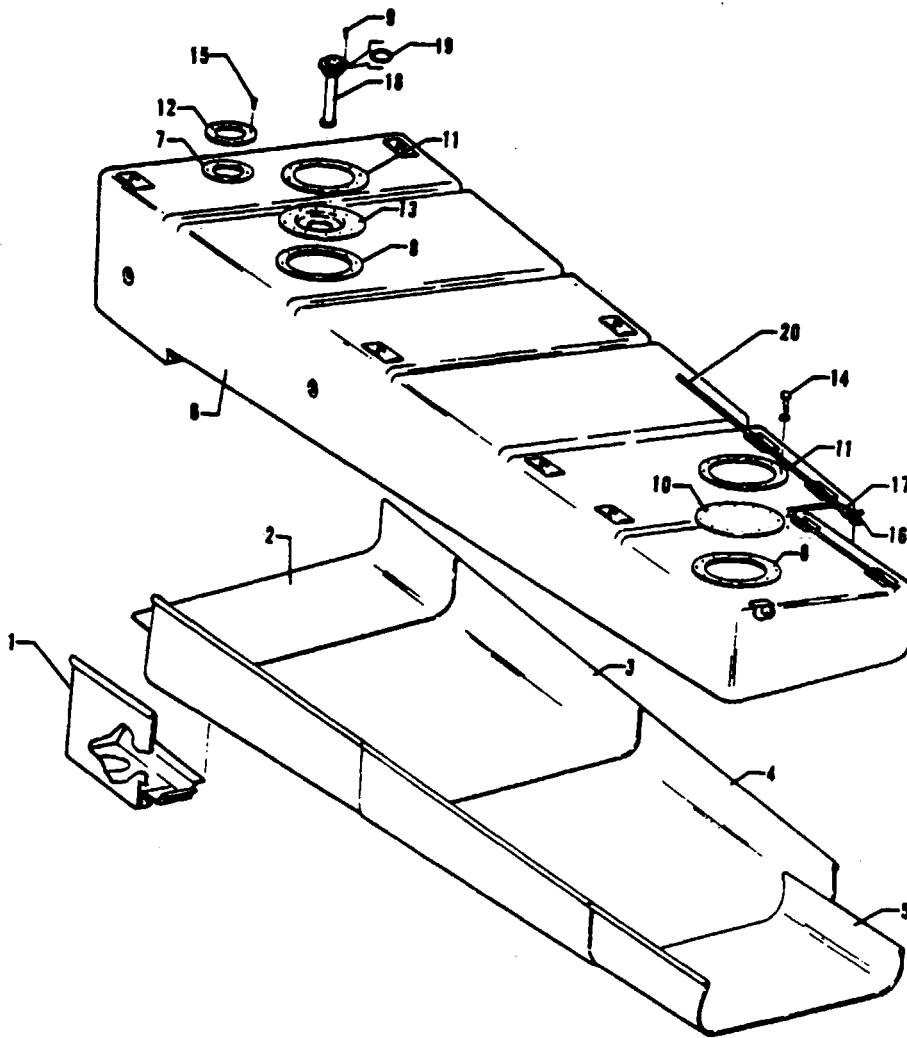


Figure 92. Main Outboard Fuel Cell and Liner Installation

PIPER PARTS CATALOG

CODE EXPLANATIONS FOR FIGURE 92

- A - Used on PA-31T with serial numbers 31T-7400002 to 31T-7920004 inclusive, and PA-31T1 with serial numbers 31T-7804001 to 31T-7804011 inclusive
- B - Used on PA-31T with serial numbers 31T-7920005 and up, PA-31T1 with serial numbers 31T-7904001 to 31T-8304003 inclusive, 31T-1104004 and up, and PA-31T2

PIPER PARTS CATALOG

Figure and Index Number	Part Number	Code	NOMENCLATURE	No. Req.	SERIAL NUMBERS AFFECTED
92-	46029 50316		DRAWING - Main Outboard Fuel Cell Liner Installation DRAWING - Main Outboard Fuel Cell Installation		
-1	45712-18 45712-19		LINER - Fuel cell, left forward, Sta. 87.5 to Sta. 97.5 LINER - Fuel cell, right forward, Sta. 87.5 to Sta. 97.5	1 1	
-2	45712-16 45712-17		LINER - Fuel cell, left aft, Sta. 87.5 to Sta. 97.5 LINER - Fuel cell, right aft, Sta. 87.5 to Sta. 97.5	1 1	
-3	45712-12 45712-13		LINER - Fuel cell, left, Sta. 97.5 to Sta. 121.5 LINER - Fuel cell, right, Sta. 97.5 to Sta. 121.5	1 1	
-4	45712-10 45712-11		LINER - Fuel cell, left, Sta. 121.5 to Sta. 147.5 LINER - Fuel cell, right, Sta. 121.5 to Sta. 147.5	1 1	
-5	40538-02 40538-03		LINER - Fuel cell, left, Sta. 147.5 to Sta. 160.5 LINER - Fuel cell, right, Sta. 147.5 to Sta. 160.5	1 1	
-6	50219-00 50219-01 50219-02 50219-03	A A B B	FUEL CELL ASSEMBLY - Main outboard, left FUEL CELL ASSEMBLY - Main outboard, right FUEL CELL ASSEMBLY - Main outboard, left FUEL CELL ASSEMBLY - Main outboard, right	1 1 1 1	
-7	755 025 755 041		* FLANGE - Nut, fuel cell (2F1-3-36383) * GASKET - Fuel cell (2F1-1-14515)	1 1	
-8	755 026 755 016		* FLANGE - Nut, fuel cell (2F1-3-36386) * GASKET - Fuel cell (2F1-2-14523)	2 2	
-9	48659-08		SCREW ASSEMBLY - Fuel sensor	5	
-10	40558-00		COVER - Fuel cell	2	
-11	42191-00		PLATE - Fuel cell attachment	4	
-12	50203-00		PLATE - Fuel fill connector	2	
-13	61041-00		PLATE ASSEMBLY - Fuel sensor support	2	
-14	400 002 407 136		BOLT - (AN4-5A) WASHER - (AN936-A416)	48 48	
-15	403 098 407 136		BOLT - (AN4-C5A) WASHER - (AN936-A416)	12 12	
-16	407 565		WASHER - (AN960-416)	8	
-17	453 732		BUSHING - Snap (PS10064-375-4)	30	
-18	50946-05		SENSOR ASSEMBLY - Fuel tank unit (PBA1020-2)	2	
-19	752 617		* "O" RING - Sensor (MYS 470)	1	
-20	180 613		CORD - Nylon	AR	

When ordering, always specify Part Number, Description, and Serial Number of Aircraft

PIPER PARTS CATALOG

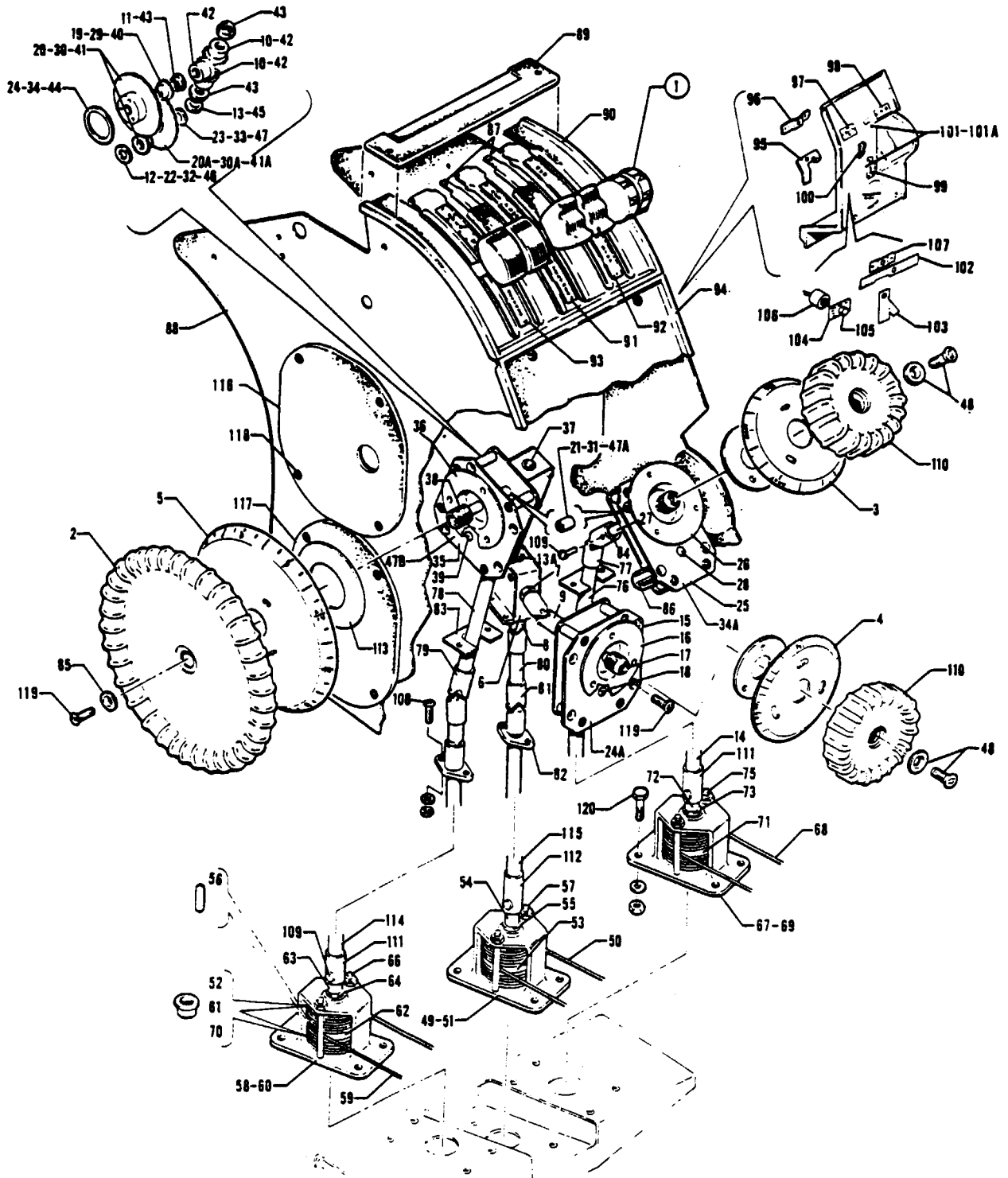


Figure 93 Pedestal Installation

REVISED: MARCH 1982

PIPER PARTS CATALOG

CODE EXPLANATIONS FOR FIGURE 93

- A - Used on PA-31T only
- B - Used on PA-31T1 only
- C - Used on PA-31T2 only
- D - See Figure 94 for component parts
- E - Used if AltiMatic M-4D, F/D Autopilot is installed
- F - Used on PA-31T with serial numbers 31T-7820011 to 31T-8120055 inclusive, 31T-8120057 to 31T-8120064 inclusive and PA-31T1 with serial numbers 31T-7804001 to 31T-8104063 inclusive, 31T-8104067 to 31T-8104071 inclusive
- G - Used if Altimatic M-4D, F/D Autopilot is installed on PA-31T with serial numbers 31T-7820011 to 31T-8020092 inclusive, or Sperry Autopilot F/D (SPZ-200) is installed on PA-31T with serial numbers 31T-7820011 to 31T-8020038 inclusive, or Sperry Autopilot F/D (SPZ-200A) is installed on PA-31T with serial numbers 31T-8020039 to 31T-8020092 inclusive
- H - Used on PA-31T with serial numbers 31T-7620040 and up, PA-31T1, and PA-31T2
- J - Used if King Autopilot F/D (KFC-250) is installed on PA-31T1 with serial numbers 31T-7804001 to 31T-8004057 inclusive
- K - Used if Sperry Autopilot F/D (SPZ-200) is installed
- L - Used on PA-31T if King Autopilot F/D (KFC-300) is installed on serial numbers 31T-7720039 to 31T-8020092 inclusive
- M - Used on PA-31T if Sperry Autopilot F/D (SPZ-200A) is installed on serial numbers 31T-8020039 to 31T-8020092 inclusive
- N - Incorporates rubber slot covers
- O - Used if Altimatic M-4D, F/D Autopilot is installed on PA-31T with serial numbers 31T-7400002 to 31T-8020092 inclusive
- P - On the following aircraft, if any type of autopilot is installed, refer to the Avionics Drawing Index List and the appropriate drawings supplied with each aircraft when ordering replacement parts PA-31T with serial numbers 31T-8120001 and up, PA-31T1 with serial numbers 31T-1104004 and up and all PA-31T2 aircraft
- Q - Used on PA-31T with serial numbers 31T-7400002 and up, PA-31T1 with serial numbers 31T-7804001 to 31T-8104071 inclusive, and PA-31T2 with serial numbers 31T-8166001 to 31T-8166054 inclusive
- R - Used on PA-31T1 with serial numbers 31T-8104072 to 31T-8304003 inclusive, 31T-1104004 and up, and PA-31T2 with serial numbers 31T-8166055 to 31T-8166076 inclusive, 31T-1166001 and up
- S - Used on PA-31T with serial numbers 31T-7400002 and up, and PA-31T1 with serial numbers 31T-7804001 to 31T-8104071 inclusive
- T - Used on PA-31T Also used on PA-31T1 with serial numbers 31T-7804001 to 31T-8104101 inclusive
- U - Used on PA-31T with serial numbers 31T-8120056, 31T-8120065 and up, and PA-31T1 with serial numbers 31T-8104064, 31T-8104065, 31T-8104066, 31T-8104072 and 31T-8104101
- V - Used on PA-31T1 with serial numbers 31T-8304001 to 31T-8304003 inclusive, 31T-1104004 and up
- W - Used on PA-31T1 with serial numbers 31T-8104072 to 31T-8304003 inclusive, 31T-1104004 and up
- X - Used on PA-31T2 with serial numbers 31T-8166064 to 31T-8166076 inclusive, 31T-1166001 and up
- Y - Used on PA-31T2 with serial numbers 31T-8166055 to 31T-8166076 inclusive, 31T-1166001 and up

PIPER PARTS CATALOG

Figure and Index Number	Part Number	Code	NOMENCLATURE	No. Req.	SERIAL NUMBERS AFFECTED
93-	48505 29966	A,B C	DRAWING - Pedestal Installation DRAWING - Pedestal Installation		
-1	50331-00 50331-03 01605-02 01826-02 50331-02 50331-04 29972-02 01852-02	A,D D,F,P D,P,U D,P,V A,D,E,K D,G,P C,D,P D,P,X	CONTROL ASSEMBLY - Pedestal CONTROL ASSEMBLY - Pedestal CONTROL ASSEMBLY - Pedestal CONTROL ASSEMBLY - Pedestal CONTROL ASSEMBLY - Pedestal CONTROL ASSEMBLY - Pedestal CONTROL ASSEMBLY - Pedestal CONTROL ASSEMBLY - Pedestal	1 1 1 1 1 1 1 1	31T-7400002 to 31T-7820010 incl 31T-7400002 to 31T-7820010 incl 31T-8166001 to 31T-8166063 incl
-2	43751-00		WHEEL ASSEMBLY - Elevator trim control	1	
-3	47601-00		INDICATOR ASSEMBLY - Rudder trim	1	
-4	47603-00		INDICATOR ASSEMBLY - Aileron trim	1	
-5	48014-02 48014-00	A B,C	INDICATOR ASSEMBLY - Elevator trim INDICATOR ASSEMBLY - Elevator trim	1 1	
-6	47102-00		BOX ASSEMBLY - Aileron trim gear	1	
-7	47085-02		* SHAFT - Gear box	1	
-8	47085-03		* SHAFT - Gear box	1	
-9	469 132		* JOINT - Universal (MS20270B8)	1	
-10	45367-00		* GEAR - Bevel	3	
-11	453 825		* BUSHING - (NAS77A-4-12)	3	
-12	494 183		* WASHER - (W-12)	AR	
-13	407 565		* WASHER - (AN960-416)	2	
-13a	581 656		* PLUG - Hole (P-375)	1	
-14	47660-04		SHAFT - Rudder trim control	1	
-15	47116-02		BOX ASSEMBLY - Aileron trim indicator	1	
-16	47157-00		* HUB ASSEMBLY - Trim indicator mounting	1	
-17	47090-02		* SHAFT - Aileron trim gear box	1	
-18	47117-00		* SHAFT - Aileron trim gear box	1	
-19	45405-00		* GEAR - Aileron trim gear box	2	
-20	47109-00 54940-02	A H	* GEAR - Aileron trim gear box * GEAR ASSEMBLY - Aileron trim gear box	1 1	31T-7400002 to 31T-7620039 incl
-20a	47109-00 47109-02	A H	* GEAR - Aileron trim gear box * GEAR - Aileron trim gear box	1 1	31T-7400002 to 31T-7620039 incl
-21	39991-13		* BUSHING - Spacer	1	
-22	494 183		* WASHER - Spacer (W-12)	2	
-23	494 184		* WASHER - Spacer (W-14)	1	
-24	494 038		* WASHER - Spacer (RE-11)	1	
-24a	54938-02	H	* PLATE ASSEMBLY - Aileron trim gear box	1	
-25	47116-03		BOX ASSEMBLY - Rudder trim indicator	1	
-26	47157-00		* HUB ASSEMBLY - Trim indicator mounting	1	
-27	47090-03		* SHAFT - Rudder trim gear box	1	
-28	47117-00		* SHAFT - Rudder trim gear box	1	
-29	45405-00		* GEAR - Rudder trim gear box	2	
-30	47109-00 54940-02	A H	* GEAR - Rudder trim gear box * GEAR ASSEMBLY - Rudder trim gear box	1 1	31T-7400002 to 31T-7620039 incl
-30a	47109-00 47109-02	A H	* GEAR - Rudder trim gear box * GEAR - Rudder trim gear box	1 1	31T-7400002 to 31T-7620039 incl
-31	39991-13		* BUSHING - Spacer	1	
-32	494 183		* WASHER - (W-12)	2	
-33	494 184		* WASHER - (W-14)	1	
-34	494 038		* WASHER - (RE-11)	1	
-34a	54938-02	H	* PLATE ASSEMBLY - Rudder trim gear box	1	
-35	46890-00		BOX ASSEMBLY - Elevator trim indicator	1	
-36	47157-00		* HUB ASSEMBLY - Trim indicator mounting	1	
-37	47085-03		* SHAFT - Elevator trim gear box	1	
-38	47091-00		* SHAFT - Elevator trim gear box	1	

When ordering, always specify Part Number, Description and Serial Number of Aircraft

PIPER PARTS CATALOG

Figure and Index Number	Part Number	Code	NOMENCLATURE	No. Req.	SERIAL NUMBERS AFFECTED
93-39	47117-00		* SHAFT - Elevator trim gear box	1	
-40	45405-00		* GEAR - Elevator trim gear box	2	
-41	47109-00	A	* GEAR - Elevator trim gear box	1	31T-7400002 to 31T-7620039 incl.
	54940-02	H	* GEAR ASSEMBLY - Elevator trim gear box	1	
-41a	47109-00	A	* GEAR - Elevator trim gear box	1	31T-7400002 to 31T-7620039 incl.
	47109-02	H	* GEAR - Elevator trim gear box	1	
-42	45367-00		* GEAR - Bevel	3	
-43	453 825		* BUSHING - (NAS77A-4-12)	3	
-44	494 038		* WASHER - (RE-11)	1	
-45	407 565		* WASHER - (AN960-416)	1	
-46	494 183		* WASHER - (W-12)	AR	
-47	494 184		* WASHER - (W-14)	1	
-47a	39891-13		* BUSHING - Spacer	1	
-47b	54938-02	H	* PLATE ASSEMBLY - Elevator trim gear box	1	
-48	80030-02		WASHER - Countersunk	2	
	414 763		SCREW - (AN507-832R8)	2	
-49	48927-03	A,B	SCREW ASSEMBLY - Aileron trim	1	
	48927-13	C	SCREW ASSEMBLY - Aileron trim	1	
-50	41734-17	A,B	* CABLE ASSEMBLY - Aileron trim	1	
	41734-70	C	* CABLE ASSEMBLY - Aileron trim	1	
-51	46910-00		* BRACKET ASSEMBLY - Trim drum support	1	
-52	452 381		* * BEARING - (FF-609-1)	2	
-53	41394-00		* DRUM - Trim	1	
-54	46913-05		* SHAFT - Trim control	1	
-55	41393-00		* BUSHING - Shaft	1	
-56	17089-00		* PIN - Cable	1	
-57	410 251		* SCREW - (MS24694-S33)	2	
	407 563		* WASHER - (AN960-8)	2	
	404 910		* NUT - (MS20365-832C)	2	
-58	46927-05	A,B	SCREW ASSEMBLY - Elevator trim	1	
	46927-15	C	SCREW ASSEMBLY - Elevator trim	1	
-59	41734-36	A,B	* CABLE ASSEMBLY - Elevator trim	1	
	41734-72	C	* CABLE ASSEMBLY - Elevator trim	1	
-60	46910-00		* BRACKET ASSEMBLY - Trim drum support	1	
-61	452 381		* * BEARING - (FF-609-1)	2	
-62	41394-00		* DRUM - Trim	1	
-63	46913-04		* SHAFT - Trim control	1	
-64	41393-00		* BUSHING - Shaft	1	
-65	17089-00		* PIN - Cable	1	
-66	410 251		* SCREW - (MS24694-S33)	2	
	407 563		* WASHER - (AN960-8)	2	
	404 910		* NUT - (MS20365-832C)	2	
-67	46927-04	A,B	SCREW ASSEMBLY - Rudder trim	1	
	46927-14	C	SCREW ASSEMBLY - Rudder trim	1	
-68	41734-18	A,B	* CABLE ASSEMBLY - Rudder trim	1	
	41734-71	C	* CABLE ASSEMBLY - Rudder trim	1	
-69	46910-00		* BRACKET ASSEMBLY - Trim drum support	1	
-70	452 381		* * BEARING - (FF-609-1)	2	
-71	41394-00		* DRUM - Trim	1	
-72	46913-04		* SHAFT - Trim control	1	
-73	41393-00		* BUSHING - Shaft	1	
-74	17089-00		* PIN - Cable	1	
-75	410 251		* SCREW - (MS24694-S33)	2	
	407 563		* WASHER - (AN960-8)	2	
	404 910		* NUT - (MS20365-832C)	2	
-76	47089-02		SHAFT ASSEMBLY - Rudder trim	1	
-77	469 132		* JOINT - Universal (MS20270B8)	2	
-78	47089-03		SHAFT ASSEMBLY - Elevator trim	1	

When ordering, always specify Part Number, Description and Serial Number of Aircraft

PIPER PARTS CATALOG

Figure and Index Number	Part Number	Code	NOMENCLATURE	No. Req.	SERIAL NUMBERS AFFECTED
93-79	469 132		* JOINT - Universal (MS20270B8)	2	
-80	47092-00		SHAFT ASSEMBLY - Aileron trim	1	
-81	469 132		* JOINT - Universal (MS20270B8)	2	
-82	452 577		BEARING - Trim shaft (S743)	3	
-83	47160-00		GUIDE - Trim shaft	2	
-84	47159-00		BUSHING - Trim shaft	2	
-85	494 081		WASHER - (A3135-017-1)	1	
-86	41413-76		BUSHING	4	
-87	46917-00		CHANNEL ASSEMBLY - Pedestal cover support	2	
-88	48491-00	T	COVER - Pedestal, left side, black	1	
	48491-03	V	COVER - Pedestal, left side, black	1	
	48491-02	C	COVER - Pedestal, left side, black	1	31T-8166001 to 31T-8166063 incl
	48491-04	X	COVER - Pedestal, left side, black	1	
	48488-02	T	COVER - Pedestal, right side, black	1	
	48488-04	V	COVER - Pedestal, right side, black	1	
	48488-03	C	COVER - Pedestal, right side, black	1	31T-8166001 to 31T-8166063 incl
	48488-05	X	COVER - Pedestal, right side, black	1	
-89	48482-00		COVER - Pedestal, front, top, black	1	
-90	48500-03	A,B	COVER - Pedestal, front, upper, black	1	
	48500-05	C	COVER - Pedestal, front, upper, black	1	
	51979-02	N	COVER - Pedestal, front, upper, black	1	
-91	40584-03		* PLACARD - Propeller control	1	
-92	50240-00	A,B	* PLACARD - Start control	1	
	80935-02	C	* PLACARD - Start control	1	
-93	80332-02		* PLACARD - Power lever control	1	
-94	48495-06	P,S	COVER ASSEMBLY - Pedestal, front	1	
	48495-18	P,W	COVER ASSEMBLY - Pedestal, front	1	
	48891-02	O	COVER ASSEMBLY - Pedestal, front	1	
	48495-12	J,P	COVER ASSEMBLY - Pedestal, front	1	
	48495-14	L,P	COVER ASSEMBLY - Pedestal, front	1	
	48495-16	M,P	COVER ASSEMBLY - Pedestal, front	1	
	29492-02	C,P	COVER ASSEMBLY - Pedestal, front	1	31T-8166001 to 31T-8166054 incl
	29492-08	P,Y	COVER ASSEMBLY - Pedestal, front	1	
-95	47734-00	Q	* BRACKET - Light retaining	1	
-96	47735-00		* BRACKET - Light retaining	1	
-97	47736-00	P	* PLACARD - Elevator trim	1	
	47736-02	O,P	* PLACARD - Elevator trim	1	
-98	47737-00	P	* PLACARD - Rudder trim	1	
	47737-02	O,P	* PLACARD - Rudder trim	1	
-99	47738-00		* PLACARD - Aileron trim	1	
-100	47714-00	Q	* PLATE - Pedestal lighting	1	
-101	472 991		* LIGHT ASSEMBLY - (271-8430-0171-702)	2	
-101a	472 150		* BULB - (7341)	2	
-102	01282-02	R	* PLATE - Pedestal lighting	1	
-103	01283-02	R	* PLATE - Pedestal lighting	1	
-104	81001-02	R	* PLACARD - Windshield wiper	1	
-105	571 124	R	* KNOB - Windshield wiper switch (108)	1	
-106	487 977	R	* SWITCH - Windshield wiper (XW21527)	1	
-107	01284-02	R	* BRACKET - Light retaining	1	
-108	415 537		SCREW - (MS35206-243)	6	
-109	424 145		PIN - Flat head (MS20392-1C17)	10	
	424 051		PIN - Cotter (MS24665-132)	10	
-110	47148-00		KNOB ASSEMBLY - Rudder and aileron control	2	
-111	47659-02		SLEEVE - Trim control shaft	2	
-112	47659-03		SLEEVE - Trim control shaft	1	
-113	47607-00		SPACER - Mount, elevator trim indicator	2	

When ordering, always specify Part Number, Description and Serial Number of Aircraft

PIPER PARTS CATALOG

Figure and Index Number	Part Number	Code	NOMENCLATURE	No. Req.	SERIAL NUMBERS AFFECTED
93-114	47660-03		SHAFT - Elevator trim control	1	
-115	47660-02		SHAFT - Aileron trim control	1	
-116	48494-00		COVER - Pedestal access, left, black	1	
	48484-00		COVER - Pedestal access, right, black	1	
-117	48499-00		COVER - Pedestal access, black	2	
	48499-02		COVER - Pedestal access, right, black (with two 1 125 holes)	1	
-118	415 149		SCREW - (AN526-632R8)	41	
-119	414 763		SCREW - (MS24893-S50)	8	
-120	400 438		BOLT - (AN3-4A)	12	
	407 564		WASHER - (AN960-10)	12	
	404 887		NUT - (MS20365-1032C)	12	

When ordering, always specify Part Number, Description and Serial Number of Aircraft

PIPER PARTS CATALOG

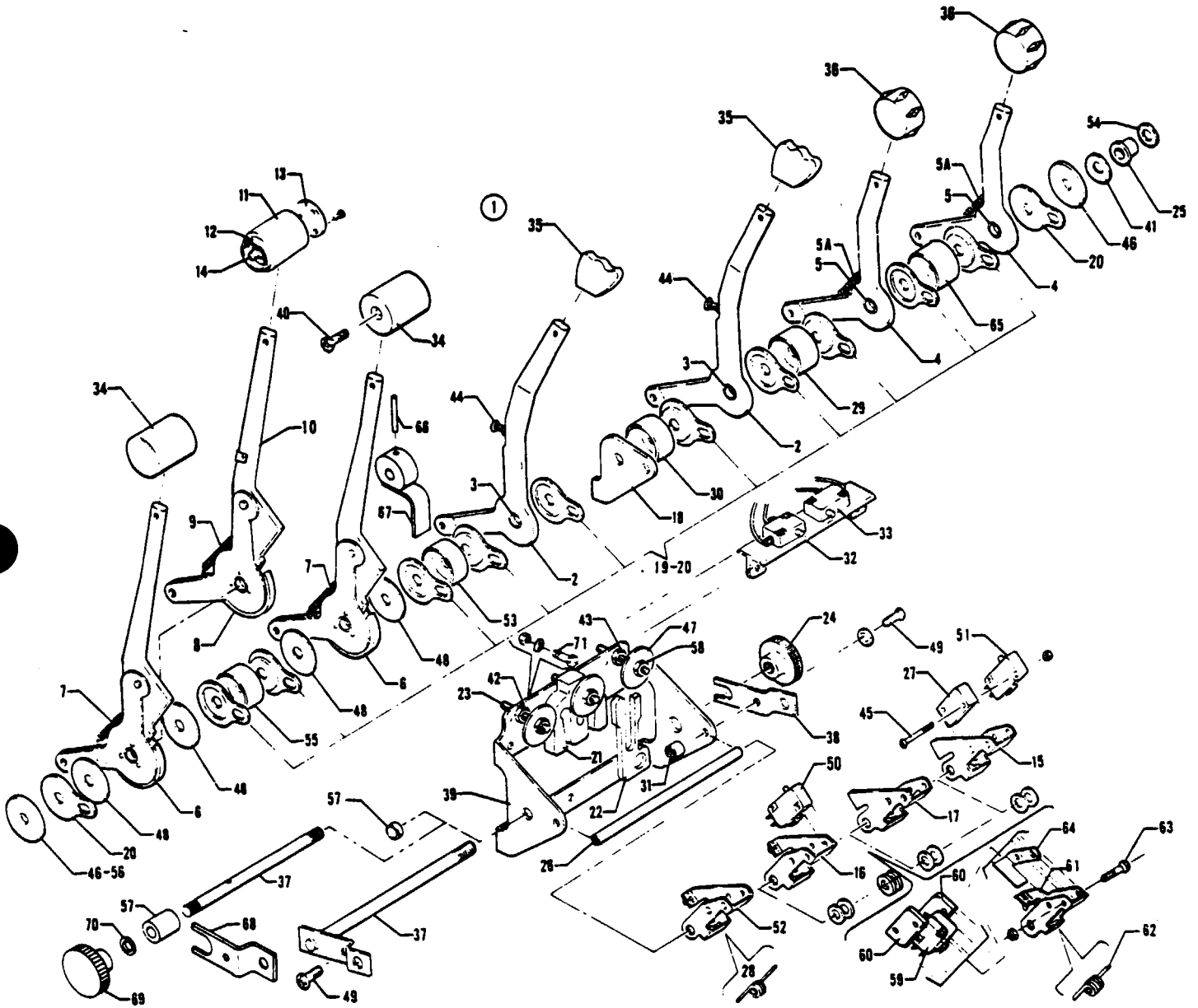


Figure 94 Pedestal Control Assembly

REVISED: MAY 1983

3F13

PA-31T
PA-31T1
PA-31T2

PIPER PARTS CATALOG

CODE EXPLANATIONS FOR FIGURE 94

- A - Used on PA-31T only
- B - Used on PA-31T1 only
- C - Used on PA-31T2 only
- D - Used on PA-31T with serial numbers 31T-7820011 and up, PA-31T1, and PA 31T-2
- E - Used if Altimatic M-4D, F/D Autopilot is installed on PA-31T with serial numbers 31T-7400002 to 31T-8020092 inclusive, or Sperry Autopilot F/D (SPZ-200) is installed on PA-31T with serial numbers 31T-7400002 to 31T-8020038 inclusive, or Sperry Autopilot F/D (SPZ-200A) is installed on PA-31T with serial numbers 31T-8020039 to 31T-8020092 inclusive, or King Autopilot F/D (KFC-300) is installed on PA-31T with serial numbers 31T-7720039 to 31T-8020092 inclusive Also used if King Autopilot F/D (KFC-250) is installed on PA-31T1 with serial numbers 31T-7804001 to 31T-8004057 inclusive
- F - Used on PA-31T with serial numbers 31T-7620020 and up, PA-31T1, and PA-31T2
- G - Used if AltiMatic M-4D, F/D Autopilot or Sperry Autopilot F/D (SPZ-200) is installed
- H - Used if Altimatic M-4D, F/D Autopilot is installed on PA-31T with serial numbers 31T-7820011 to 31T-8020092 inclusive, or Sperry Autopilot F/D (SPZ-200) is installed on PA-31T with serial numbers 31T-7820011 to 31T-8020038 inclusive or Sperry Autopilot F/D (SPZ-200A) is installed on PA-31T with serial numbers 31T-8020039 to 31T-8020092 inclusive Also used if King Autopilot F/D (KFC-250) is installed on PA-31T1 with serial numbers 31T-7804001 to 31T-8004057 inclusive
- J - Used on PA-31T with serial numbers 31T-7820011 to 31T-8120055 inclusive, 31T-8120057 to 31T-8120067 inclusive, and PA-31T1 with serial numbers 31T-7804001 to 31T-8104063 inclusive, 31T-8104067 to 31T-8104071 inclusive
- K - On the following aircraft, if any type of autopilot is installed, refer to the Avionics Drawing Index List and the appropriate drawings supplied with each aircraft when ordering replacement parts PA-31T with serial numbers 31T-8120001 and up, PA-31T1 with serial numbers 31T-8104001 to 31T-8304003 inclusive, 31T-1104004 and up and all PA-31T2 aircraft
- L - Used on PA-31T1 with serial numbers 31T-8304001 to 31T-8304003 inclusive, 31T-1104004 and up, and PA-31T2 with serial numbers 31T-8166064 to 31T-8166076 inclusive, 31T-1166001 and up
- M - Used on PA-31T with serial numbers 31T-7620020 to 31T-8120055 inclusive, 31T-8120057 to 31T-8120067 inclusive, PA-31T1 with serial numbers 31T-7804001 to 31T-8104063 inclusive, 31T-8104067 to 31T-8104071 inclusive, 31T-8304001 to 31T-8304003 inclusive, 31T-1104004 and up, and PA-31T2
- N - Used on PA-31T with serial numbers 31T-7400002 to 31T-8120055 inclusive, 31T-8120057 to 31T-8120067 inclusive, PA-31T1 with serial numbers 31T-7804001 to 31T-8104063 inclusive, 31T-8104067 to 31T-8104071 inclusive, and PA-31T2
- O - Used on PA-31T with serial numbers 31T-7400002 and up, PA-31T1 with serial numbers 31T-7804001 to 31T-8104063 inclusive, 31T-8104067 to 31T-8104071 inclusive, 31T-8304001 to 31T-8304003 inclusive, 31T-1104004 and up, and PA-31T2
- P - Used on PA-31T with serial numbers 31T-7620020 and up, PA-31T1 with serial numbers 31T-7804001 to 31-8104064, 31T-8104065, 31T-8104066, 31T-8104072 to 31T-8104101 inclusive, and PA-31T2 with serial numbers 31T-8166001 to 31T-8166063 inclusive
- Q - Used on PA-31T with serial numbers 31T-7820011 and up, PA-31T1 with serial numbers 31T-7804001 to 31T-8104101 inclusive, and PA-31T2 with serial numbers 31T-8166001 to 31T-8166063 inclusive
- R - Used on PA-31T with serial numbers 31T-8120056, 31T-8120068 and up, and PA-31T1 with serial numbers 31T-8104064 31T-8104065, 31T-8104066 31T-8104072 to 31T-8104101 inclusive
- S - Used on PA-31T with serial numbers 31T-7400002 and up, PA-31T1 with serial numbers 31T-7804001 to 31T-8104101 inclusive Also used on PA-31T2 with serial numbers 31T-8166001 to 31T-8166063 inclusive
- T - Used on PA-31T with serial numbers 31T-7400002 and up, PA-31T1 with serial numbers 31T-7804001 to 31T-8104101 inclusive and PA-31T2
- U - Used on PA-31T with serial numbers 31T-7400002 to 31T-7620019 inclusive, 31T-8120056, 31T-8120068 and up, and PA-31T1 with serial numbers 31T-8104064, 31T-8104065, 31T-8104066, 31T-8104072 to 31T-8104101 inclusive
- V - Used on PA-31T1 with serial numbers 31T-8304001 to 31T-8304003 inclusive, 31T-1104004 and up and PA-31T2
- W - Used on PA-31T1 with serial numbers 31T-8304001 to 31T-8304003 inclusive, 31T-1104004 and up
- X - Used on PA-31T2 with serial numbers 31T-8166064 to 31T-8166076 inclusive, 31T-1166001 and up

PIPER PARTS CATALOG

Figure and Index Number	Part Number	Code	NOMENCLATURE	No Req.	SERIAL NUMBERS AFFECTED
94-1	50331-00	A	CONTROL ASSEMBLY - Pedestal	1	31T-7400002 to 31T-7820010 incl
	50331-03	J,K	CONTROL ASSEMBLY - Pedestal	1	
	01605-02	K,R	CONTROL ASSEMBLY - Pedestal	1	
	01826-02	K,W	CONTROL ASSEMBLY - Pedestal	1	
	50331-02	A,G	CONTROL ASSEMBLY - Pedestal	1	31T-7400002 to 31T-7820010 incl
	50331-04	H,K	CONTROL ASSEMBLY - Pedestal	1	
	29972-02	C,K	CONTROL ASSEMBLY - Pedestal	1	31T-8166001 to 31T-8166063 incl
	01852-02	K,X	CONTROL ASSEMBLY - Pedestal	1	
-2	51116-02	A,B	* LEVER ASSEMBLY - Propeller control, left	1	
	51116-06	C	* LEVER ASSEMBLY - Propeller control, left	1	31T-8166001 to 31T-8166063 incl
	51116-02	X	* LEVER ASSEMBLY - Propeller control, left	1	
	51116-04	A,B	* LEVER ASSEMBLY - Propeller control, right	1	
	51116-07	C	* LEVER ASSEMBLY - Propeller control, right	1	31T-8166001 to 31T-8166063 incl
	51116-04	X	* LEVER ASSEMBLY - Propeller control, right	1	
-3	452 359		* * BEARING - (A-306-11)	1	
-4	41475-04	A,B	* LEVER ASSEMBLY - Start control	2	
	81983-02	C	* LEVER ASSEMBLY - Start control	2	
-5	452 359	A,B	* * BEARING - (A-306-11)	1	
	51247-00	C	* * BUSHING	1	
-5a	83302-49	C	* * SPRING - Coil	1	
-6	51246-00		* LEVER ASSEMBLY - Throttle control	2	
-7	83302-49		* * SPRING - Coil	1	
-8	51396-00	E,K	* LEVER ASSEMBLY - Throttle (complete)	1	
-9	83302-49		* * SPRING - Coil	1	
-10	51235-03		* * LEVER ASSEMBLY - Throttle	1	
-11	51379-00		* * KNOB - Throttle control and switch housing	1	
-12	52020-02		* * GUARD - Switch	1	
-13	52018-00		* * DISC - Throttle control knob	1	
-14	487 904		* * SWITCH - "Go-Around" (39-1)	1	
-15	50287-01		* BRACKET ASSEMBLY - Switch	1	
-16	50287-02		* BRACKET ASSEMBLY - Switch	1	
-17	50287-03		* BRACKET ASSEMBLY - Switch	1	
-18	49628-02	S	* BRACKET - Pedestal control support	1	
-19	17852-02	A	* PLATE - Friction, concave	10	31T-7400002 to 31T-7620019 incl
	17852-02	R	* PLATE - Friction, concave	7	
-20	17852-03	A	* PLATE - Friction, flat	2	31T-7400002 to 31T-7620019 incl
	17852-03	M	* PLATE - Friction, flat	12	
	17852-03	R	* PLATE - Friction, flat	5	
-21	43551-02	A,B	* PLATE - Friction	1	
	71098-04	C	* PLATE - Friction	1	
22	50280-00	A,B	* PLATE - Friction	1	
-23	19936-00		* STUD - Control lever stop	3	
-24	471 044	S	* KNOB - Black (646)	1	
	571 223	L	* KNOB - Black (254-002)	1	
-25	17848-00		* BEARING - Pedestal control shaft	1	
-26	51054-00		* ROD - Pedestal control keeper	1	
-27	43981-00		* SPACER - Throttle and mixture switch	4	
-28	43457-02		* SPRING	4	
-29	43455-00	A,B	* BUSHING - Pedestal control shaft	1	
	43455-05	C	* BUSHING - Pedestal control shaft	1	
-30	43455-02		* BUSHING - Pedestal control shaft (594 L)	1	
	43455-04		* BUSHING - Pedestal control shaft (500 L)	1	
	43455-05		* BUSHING - Pedestal control shaft (615 L)	1	
	43455-07		* BUSHING - Pedestal control shaft (740 L)	1	
-31	80012-17		* BUSHING	1	
-32	51140-00	A	* LIGHT ASSEMBLY - Reverse Not Ready (Complete)	1	31T-7400002 to 31T-7620019 incl
-33	487 819	A	* * SWITCH - (MS25253-3)	2	31T-7400002 to 31T-7620019 incl
-34	51433-00		* KNOB - Throttle control	2	

When ordering, always specify Part Number, Description and Serial Number of Aircraft

PIPER PARTS CATALOG

Figure and Index Number	Part Number	Code	NOMENCLATURE	No. Req.	SERIAL NUMBERS AFFECTED
94-35	41416-00		* KNOB - Propeller control	2	
-36	41417-00		* KNOB - Mixture control	2	
-37	41526-00	S	* SHAFT ASSEMBLY - Pedestal controls	1	
	01825-02	L	* SHAFT ASSEMBLY - Pedestal controls	1	
-38	41525-00		* BRACKET - Pedestal control shaft	1	
-39	40891-00	A	* BRACKET ASSEMBLY - Engine control lever	1	31T-7400002 to 31T-7820010 incl
	40891-04	D	* BRACKET ASSEMBLY - Engine control lever	1	
-40	414 779		* SCREW - (MS24693-S49)	6	
-41	408 816	T	* WASHER - (3802-18-04-2114) Copper	1	
	408 816	W	* WASHER - (3802-18-04-2114) Copper	2	
	408 833	T	* WASHER - (3702-18-29-2514) Bronze	1	
	408 833	W	* WASHER - (3702-18-29-2514) Bronze	2	
-42	404 224		* NUT - (AN315-3R)	1	
	407 564		* WASHER - (AN960-10)	1	
-43	404 224		* NUT - (AN315-3R)	1	
	59995-02	A,B	* WASHER	1	
	407 564	C	* WASHER - (AN960-10)	1	
-44	415 521	A	* SCREW - (MS35206-231)	2	31T-7400002 to 31T-7620019 incl
	404 594	A	* NUT - (MS20341-6S)	2	31T-7400002 to 31T-7620019 incl
-45	414 705		* SCREW - (MS24693-S11)	8	
	406 638		* NUT - Hex (H10-04)	8	
-46	81342-68	A	* WASHER	2	31T-7400002 to 31T-7620019 incl
	81342-68	M	* WASHER	1	
	81342-109	R	* WASHER	1	
-47	81342-100		* WASHER	3	
-48	85012-120	N	* WASHER	4	
-49	411 532		* SCREW - (MS35207-263)	2	
	407 043	T	* WASHER - (MS35338-43)	1	
	407 043	W	* WASHER - (MS35338-43)	2	
	407 565	O	* WASHER - (AN960-416)	8	
	407 565	R	* WASHER - (AN960-416)	9	
	407 585	A	* WASHER - (AN960-416L)	3	31T-7400002 to 31T-7620019 incl
	407 585	M	* WASHER - (AN960-416L)	4	
	407 585	R	* WASHER - (AN960-416L)	2	
-50	487 940		* SWITCH - "E" Type (MS25253-2)	2	
-51	487 819		* SWITCH - "E" Type (MS25253-3)	2	
-52	50287-00		* BRACKET ASSEMBLY - Switch	1	
-53	43455-02	U	* BUSHING - Pedestal control shaft (594 L)	1	
	43455-05	P	* BUSHING - Pedestal control shaft (615 L)	1	
-54	407 566		* WASHER - (AN960-516)	1	
-55	43455-02	A	* BUSHING - Pedestal control shaft (594 L)	1	31T-7400002 to 31T-7620019 incl
	43455-06	F	* BUSHING - Pedestal control shaft (540 L)	1	
-56	81342-109	F	* WASHER	1	
-57	64076-25	Q	* BUSHING - Spacer, rod	1	
	29999-29	L	* BUSHING - Spacer, rod	1	
-58	404 224		* NUT - (AN315-3R)	3	
-59	487 940	C	* SWITCH - ECS by-pass, "E" Type (MS25253-2)	1	
-60	43981-02	C	* SPACER - ECS by-pass switch (062 thick)	1	
	43981-03	C	* SPACER - ECS by-pass switch (031 thick)	1	
-61	50287-08	C	* BRACKET ASSEMBLY - Switch	1	
-62	43457-02	C	* SPRING	1	
-63	414 706	C	* SCREW - (MS24693-S9)	2	
	406 638	C	* NUT - Hex (H10-04)	2	
-64	46541-05	C	* PLATE - Switch actuator	1	
-65	43455-00	A,B	* BUSHING - Pedestal control shaft	1	
	43455-06	C	* BUSHING - Pedestal control shaft	1	

When ordering, always specify Part Number, Description and Serial Number of Aircraft

PIPER PARTS CATALOG

Figure and Index Number	Part Number	Code	NOMENCLATURE	No. Req.	SERIAL NUMBERS AFFECTED
94-66	480 796	L	* PIN - (NAS 561-3-18)	1	
-67	01824-02	L	* BRACKET ASSEMBLY - Pedestal control shaft	1	
-68	01823-02	L	* BRACKET - Pedestal control shaft	1	
-69	571 222	L	* KNOB - (254-000LF)	1	
-70	407 566	L	* WASHER - (AN960-516)	2	
-71	401 266	U	* BOLT - (AN3-5A)	1	
	407 564	U	* WASHER - (AN960-10)	2	
	404 887	U	* NUT - (MS20365-1032C)	1	

When ordering, always specify Part Number, Description and Serial Number of Aircraft

PIPER PARTS CATALOG

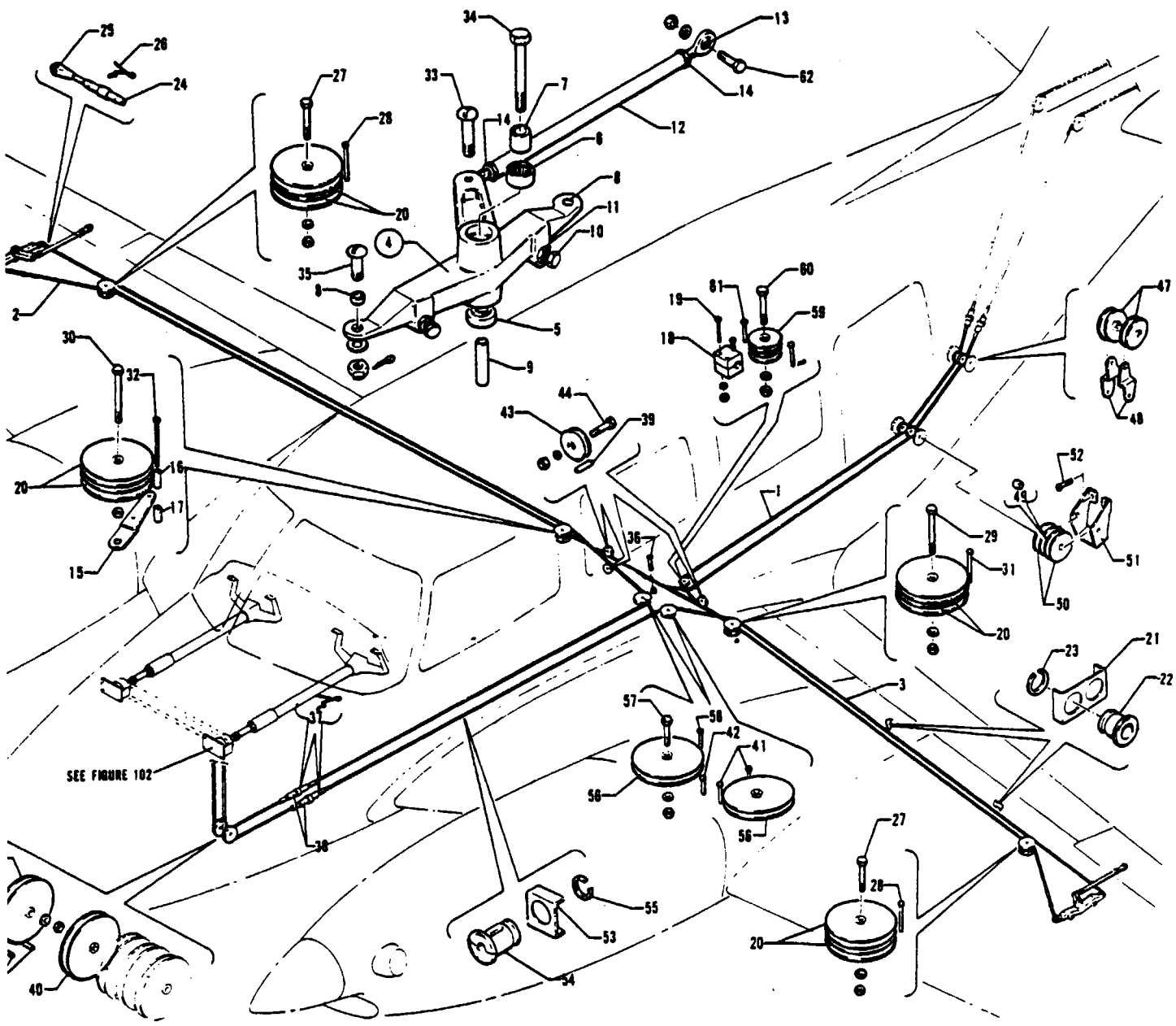


Figure 95 Aileron Control Installation

PIPER PARTS CATALOG

CODE EXPLANATIONS FOR FIGURE 95

- A - Used on PA-31T only
- B - Used on PA-31T1 only
- C - Used on PA-31T2 only
- D - Used on PA-31T with serial numbers 31T-7620045 and up, PA-31T1, and PA-31T2

PIPER PARTS CATALOG

Figure and Index Number	Part Number	Code	NOMENCLATURE	No Req	SERIAL NUMBERS AFFECTED
95-	46880 41565		DRAWING - Control System Installation DRAWING - Aileron Installation		
-1	41724-00 55406-02	A D	CABLE ASSEMBLY - Aileron balance, left CABLE ASSEMBLY - Aileron balance, left	1 1	31T-7400002 to 31T-7620044 incl
-2	41717-00 55408-02	A D	CABLE ASSEMBLY - Aileron balance, right CABLE ASSEMBLY - Aileron balance, right	1 1	31T-7400002 to 31T-7620044 incl
-3	41754-02 41754-06 41754-03 41754-07	A,B C A,B C	CABLE ASSEMBLY - Control, aileron, left CABLE ASSEMBLY - Control, aileron, left CABLE ASSEMBLY - Control, aileron, right CABLE ASSEMBLY - Control, aileron, right	1 1 1 1	
-4	40339-10 40339-11		BELLCRANK ASSEMBLY - Aileron, left BELLCRANK ASSEMBLY - Aileron, right	1 1	
-5	452 344		* BEARING - (5035)	1	
-6	452 361		* BEARING - (B-86)	1	
-7	452 362		* BEARING - Race (1RA-5)	1	
-8	80022-74		* BUSHING - Aileron bellcrank	2	
-9	80022-87		* BUSHING - Aileron bellcrank	1	
-10	71698-02		* SCREW - Special	2	
-11	405 581		* NUT - Hex (1. 4-20NC3) cadmium plated	2	
-12	40599-03		ROD ASSEMBLY - Aileron control	2	
-13	24166-02		* BEARING ASSEMBLY - Rod, aileron control	2	
-14	404 322		* NUT - (AN316-4R)	2	
-15	40494-00		GUARD - Aileron pulley, right	1	
-16	42571-04		BUSHING - Pulley, right, Sta 30	1	
-17	42571-05		BUSHING - Pulley, right, Sta 30	1	
-18	42337-00		FAIRLEAD - Aileron balance cable	2	
-19	415 633 407 563 404 910		SCREW - (MS35206-333) WASHER - (AN960-8) NUT - (MS20365-832C)	2 2 2	
-20	481 627		PULLEY - Control cable (MS24566-4B)	8	
-21	41669-00		BRACKET - Fairlead, Sta 58 5 to Sta 121 5	4	
-22	40071-00		SEGMENT - Cable fairlead	16	
-23	40081-00		RING - Fairlead snap	8	
-24	452 011		BARREL - Turnbuckle (NAS649-B32S)	4	
-25	461 133		FORK - Turnbuckle (NAS645-32RS)	4	
-26	454 867		CLIP - Turnbuckle locking (NAS651-16S)	8	
-27	400 009 407 565 404 888		BOLT - (AN4-14A) WASHER - (AN960-416) NUT - (MS20365-428C)	2 2 2	
-28	424 514		PIN - (NAS427-K20)	2	
-29	400 008 407 565 404 888		BOLT - (AN4-13A) WASHER - (AN960-416) NUT - (MS20365-428C)	1 1 1	
-30	400 016 404 888		BOLT - (AN4-23A) NUT - (MS20365-428C)	1 1	
-31	424 512		PIN - (NAS427-K18)	1	
-32	424 527		PIN - (NAS427-K32)	1	
-33	402 303 407 565 404 393 424 051		BOLT - (AN174-11) WASHER - (AN960-416) NUT - (AN320-4) COTTER PIN - (MS24665-132)	2 4 2 4	
-34	401 366 407 566		BOLT - (AN5-27A) WASHER - (AN960-516)	2 2	
-35	400 700 407 585 404 393 424 051		BOLT - (AN24-13) WASHER - (AN960-416L) NUT - (AN320-4) COTTER PIN - (MS24665-132)	4 4 4 4	

When ordering, always specify Part Number, Description and Serial Number of Aircraft

PIPER PARTS CATALOG

Figure and Index Number	Part Number	Code	NOMENCLATURE	No. Req.	SERIAL NUMBERS AFFECTED
95-36	400 673		BOLT - (AN23-11)	1	
	404 392		NUT - (AN320-3)	1	
	424 051		COTTER PIN - (MS24665-132)	1	
-37	454 867		CLIP - Turnbuckle (NAS651-16S)	4	
-38	489 910		BARREL - Turnbuckle (MS21251-85S)	2	
-39	424 506		PIN - (NAS427-K12)	3	
-40	481 627		PULLEY - (MS24566-4B)	2	
-41	424 508		PIN - (NAS427-K14)	2	
-42	424 509		PIN - (NAS427-K15)	1	
-43	481 651		PULLEY - (MS20220-1)	3	
-44	401 189		BOLT - (AN5-11A)	3	
	407 566		WASHER - (AN960-516)	2	
	404 837		NUT - (MS20364-524C)	2	
-45	401 310		BOLT - (AN4-10A)	1	
	407 565		WASHER - (AN960-416)	1	
	404 836		NUT - (MS20364-428C)	1	
-46	424 507		PIN - (NAS427-K13)	2	
-47	481 626		PULLEY - (MS20219-2)	2	
-48	41451-00		BRACKET ASSEMBLY - Cable pulley, left, Sta. 274	1	
	41451-01		BRACKET ASSEMBLY - Cable pulley, right, Sta. 274	1	
-49	41413-30		BUSHING - Spacer, aileron cable pulley	1	
-50	481 626		PULLEY - (MS20219-2)	2	
-51	41449-00		GUARD - Cable pulley, Sta. 244	1	
-52	415 518		SCREW - (MS35206-228)	2	
	407 562		WASHER - (AN960-6)	2	
	404 909		NUT - (MS20365-632C)	2	
-53	11151-03		BRACKET - Fairlead	2	
-54	40701-04		SEGMENT - Cable fairlead	4	
-55	40081-00		RING - Snap, fairlead	2	
-56	481 627		PULLEY - (MS24566-4B)	2	
-57	401 310		BOLT - (AN4-10A)	2	
	407 565		WASHER - (AN960-416)	2	
	404 836		NUT - (MS20364-428C)	2	
-58	424 507		PIN - (NAS427-K13)	1	
-59	481 626		PULLEY - (MS20219-2)	2	
-60	400 008		BOLT - (AN4-13A)	1	
	407 565		WASHER - (AN960-416)	1	
	404 888		NUT - (MS20365-428C)	1	
-61	424 154		PIN - (MS20392-1C33)	3	
	424 051		COTTER PIN - (AN380-2-2)	3	
-62	402 317		BOLT - (AN174-11A)	2	
	404 888		NUT - (MS20365-428C)	2	

When ordering, always specify Part Number, Description and Serial Number of Aircraft

PIPER PARTS CATALOG

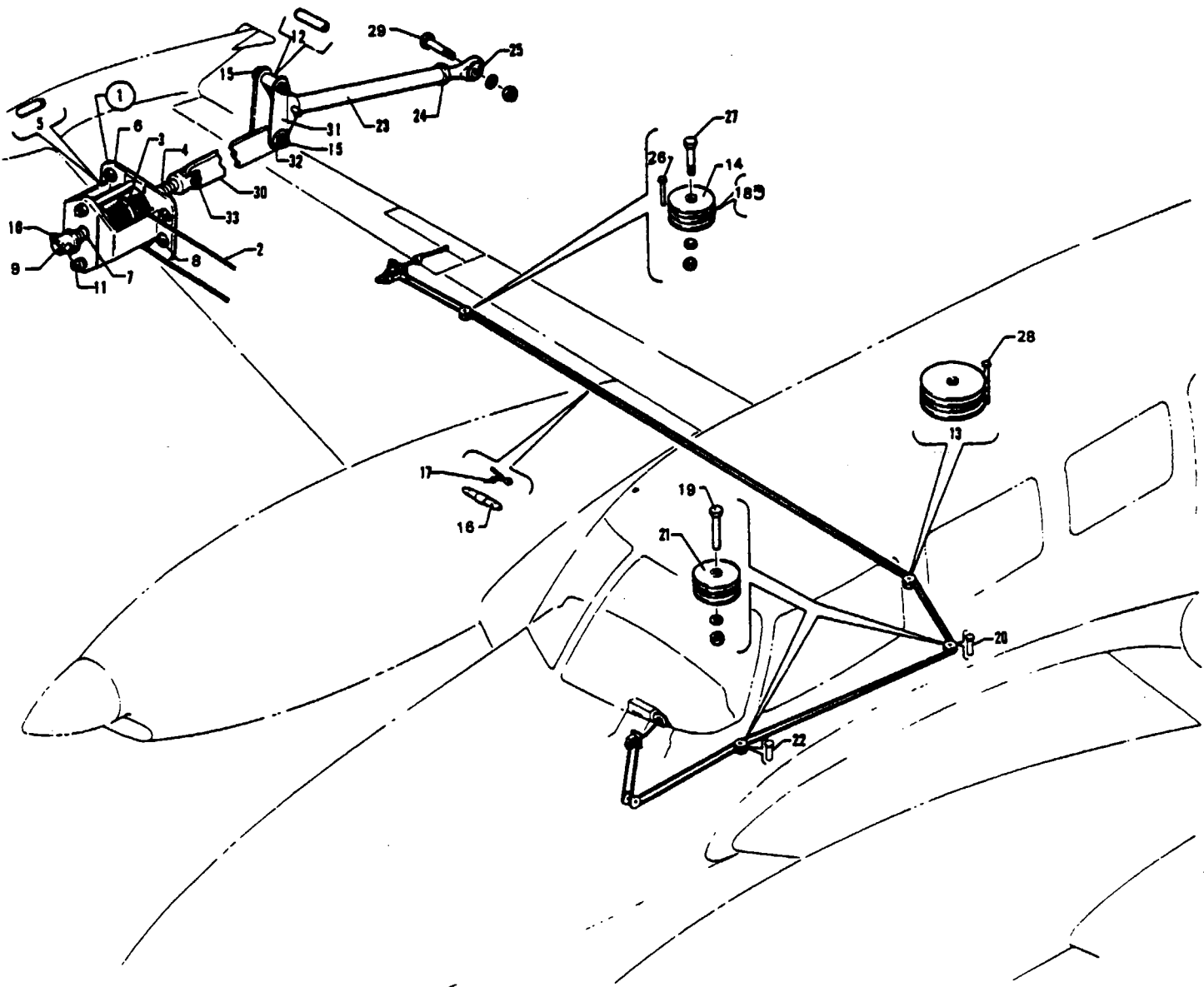


Figure 96 Aileron Trim Installation

REVISED FEBRUARY 1981

3F22

PA-31T
PA-31T1
PA-31T2

PIPER PARTS CATALOG

CODE EXPLANATIONS FOR FIGURE 96

REVISED: FEBRUARY 1981

3F23

PA-31T
PA-31T1
PA-31T2

PIPER PARTS CATALOG

Figure and Index Number	Part Number	Code	NOMENCLATURE	No Req	SERIAL NUMBERS AFFECTED
96-	41565 51436		DRAWING - Aileron Installation DRAWING - Trim Tab Installation		
-1	48809-02		SCREW ASSEMBLY - Aileron trim tab, right	1	
-2	41734-02		* CABLE ASSEMBLY - Aileron trim	1	
-3	17088-00		* DRUM - Trim tab	1	
-4	51271-02		* SCREW - Aileron trim tab	1	
-5	17089-00		* PIN - Aileron trim cable	1	
-6	40035-00		* BRACKET ASSEMBLY - Trim drum support	1	
-7	452 381		* * BEARING - (FF-609-1)	2	
-8	477 684		* * NUT - Spline (22ND8-02)	4	
-9	48437-02		* BUSHING - Trim tab screw stop	1	
-10	400 868		* BOLT - Clevis (AN23-16A)	1	
	404 887		* NUT - (MS20365-1032C)	1	
-11	410 253		* SCREW - (MS24694-S35)	2	
	407 563		* WASHER - (AN960-8)	2	
	404 910		* NUT - (MS20365-832C)	2	
-12	29999-21		BUSHING - Aileron link assembly, right	1	
-13	481 626		PULLEY - Sta 30, right (MS20219-2)	2	
-14	481 640		PULLEY - Aileron cable (MS24566-1B)	2	
-15	400 450		BOLT - (AN3-17A)	2	
	400 062		BOLT - (AN3-17) (drilled shank)	2	
	407 564		WASHER - (AN960-10)	2	
	404 887		NUT - (MS20365-1032C) (self-locking)	2	
	506 620		NUT - (MS17825-3) (castellated)	2	
	424 051		COTTER PIN - (MS24665-132)	2	
-16	452 015		BARREL - Turnbuckle (NAS649-B8S)	2	
-17	454 867		CLIP - Turnbuckle locking (NAS651-16S)	4	
-18	80022-113		BUSHING - Aileron tab control	1	
-19	401 269		BOLT - (AN3-10A)	2	
	407 564		WASHER - (AN960-10)	2	
	404 835		NUT - (MS20364-1032C)	2	
-20	424 506		PIN - (NAS427-K12)	1	
-21	481 640		PULLEY - (MS24566-1B)	4	
-22	424 505		PIN - (NAS427-K11)	1	
-23	41859-06		TUBE ASSEMBLY - Aileron tab control, right	1	
-24	404 322		* NUT - (AN316-4R)	1	
-25	452 357		* BEARING - Aileron tab control (M34-14)	1	
-26	424 513		PIN - (NAS427-K19)	1	
-27	400 444		BOLT - (AN3-13A)	1	
	407 564		WASHER - (AN960-10)	1	
	404 887		NUT - (MS20365-1032C)	1	
-28	424 510		PIN - (NAS427-K16)	1	
-29	402 257		BOLT - (AN173-7)	1	
	407 564		WASHER - (AN960-10)	3	
	506 620		NUT - (MS17825-3) (castellated)	1	
	424 051		COTTER PIN - (MS24665-132)	1	
-30	48807-02		LINK ASSEMBLY - Aileron tab control, right	1	
-31	48808-02		LINK ASSEMBLY - Aileron tab control, right	1	
-32	407 800		WASHER - (AN970-3)	2	
-33	401 269		BOLT - (AN3-10A)	1	
	404 887		NUT - (MS20365-1032C)	1	

When ordering, always specify Part Number, Description and Serial Number of Aircraft

PIPER PARTS CATALOG

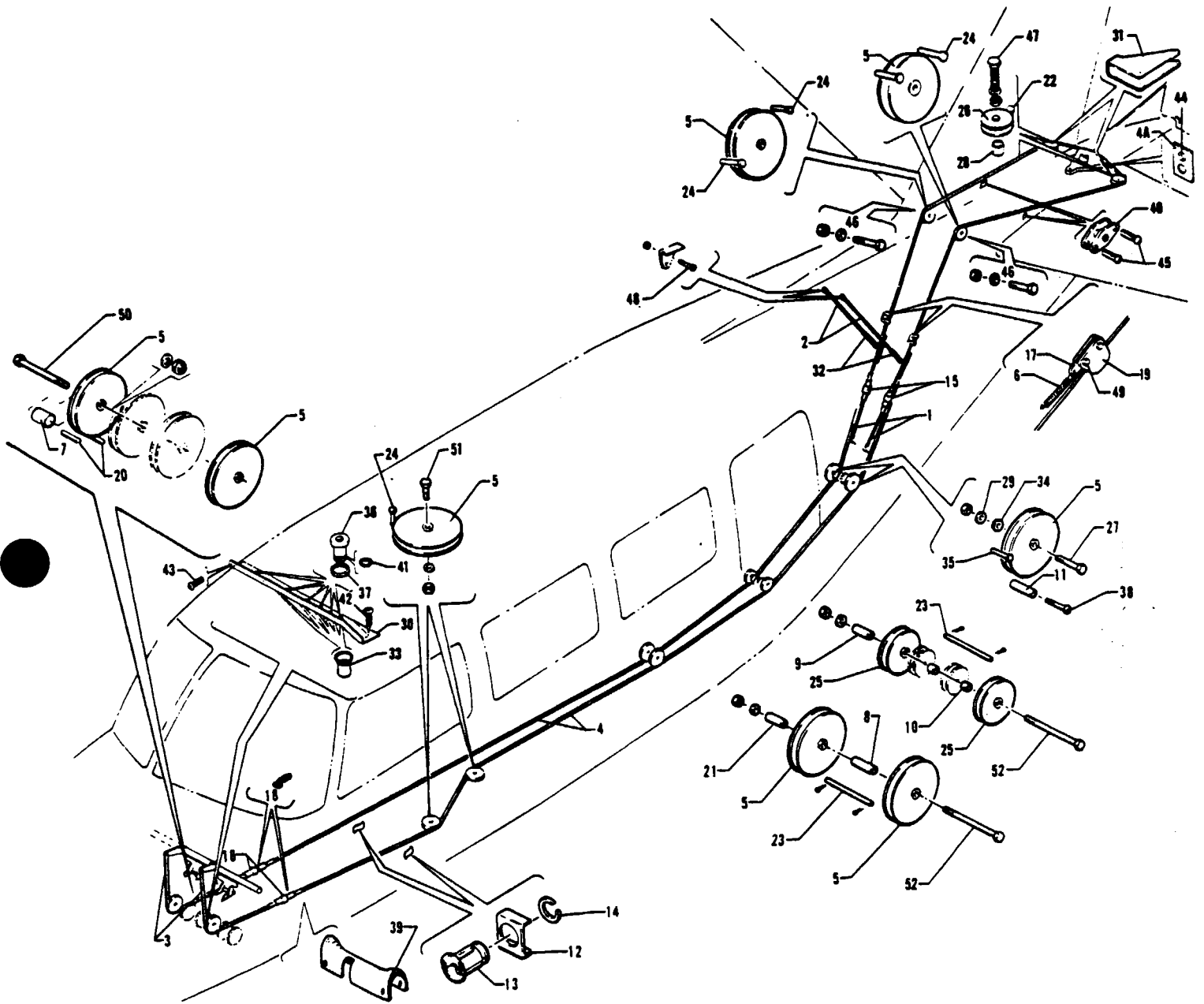


Figure 97 Rudder Control Installation

REVISED: FEBRUARY 1981

PIPER PARTS CATALOG

CODE EXPLANATIONS FOR FIGURE 97

- A - Used on PA-31T only
- B - Used on PA-31T1 only
- C - Used on PA-31T2 only

PIPER PARTS CATALOG

Figure and Index Number	Part Number	Code	NOMENCLATURE	No. Req.	SERIAL NUMBERS AFFECTED
97-	46880		DRAWING - Control System Installation		
-1	24631-07		CABLE ASSEMBLY - Connector, rudder cable support, left	1	
	24631-08		CABLE ASSEMBLY - Connector, rudder cable support, right	1	
-2	41925-00		CABLE ASSEMBLY - Support, rudder cable	2	
-3	41947-03		CABLE ASSEMBLY - Rudder cable, forward, left	1	
	48438-00		CABLE ASSEMBLY - Rudder and nose gear steering, forward right	1	
-4	46845-06	A,B	CABLE ASSEMBLY - Rudder, rear, inboard	1	
	46845-14	C	CABLE ASSEMBLY - Rudder, rear, inboard	1	
	46845-05	A,B	CABLE ASSEMBLY - Rudder, rear, outboard	1	
	46845-15	C	CABLE ASSEMBLY - Rudder, rear, outboard	1	
-4a	40956-00		* PLATE - Cable attachment	2	
-5	481 627		PULLEY - (MS24566-48)	10	
-6	24629-00		SPRING - Control cable connector	2	
-7	41413-11		BUSHING - Spacer, rudder cable pulley	1	
-8	41413-20		BUSHING - Spacer, rudder cable pulley	1	
-9	41413-21		BUSHING - Spacer, rudder cable pulley	1	
-10	41413-29		BUSHING - Spacer, rudder cable pulley	1	
-11	41413-31		BUSHING - Spacer, rudder cable pulley	2	
-12	11151-03		BRACKET - Fairlead	2	
-13	40701-04		SEGMENT - Cable fairlead	4	
-14	40081-00		RING - Snap, fairlead	2	
-15	452 015		BARREL - Turnbuckle (NAS649B-8S)	2	
-16	489 910		BARREL - Turnbuckle (MS21251-B5S)	2	
-17	52168-00		PLATE - Cable attachment	2	
-18	454 867		CLIP - Turnbuckle (NAS651-16S)	4	
-19	52167-00		PLATE - Cable attachment	4	
-20	424 521		PIN - (NAS427-K26)	2	
-21	41413-21		BUSHING	1	
-22	424 513		PIN - (NAS427-K-19)	2	
-23	41576-02		PIN - Rudder cable guard, forward	2	
	424 051		COTTER PIN - (MS24665-132)	4	
-24	424 507		PIN - (NAS427-K13)	6	
-25	41001-03		PULLEY - Control	2	
-26	51105-00		PULLEY - Rudder	2	
-27	400 009		BOLT - (AN4-14A)	2	
	407 565		WASHER - (AN960-416)	2	
	404 836		NUT - (MS20364-428C)	2	
-28	42129-26		BUSHING - Rudder control	2	
-29	407 565		WASHER - (AN960-416)	2	
-30	45597-00		BRACKET - Fairlead	1	
-31	51093-00		BRACKET - Rudder cable pulley	2	
-32	487 291		SPRING - Cable (180C, 2 1/2)	4	
-33	45599-00		KEEPER - Fairlead	6	
-34	407 585		WASHER - (AN960-416L)	2	
-35	424 507		PIN - (NAS427-K13)	2	
-36	45604-00		SEGMENT - Fairlead	12	
-37	85012-110		WASHER - Fairlead segment	6	
-38	415 628		SCREW - (MS35206-328)	2	
-39	40963-02		GUARD - Cable	1	
-40	20623-00		PLATE - Cable rub	4	
-41	484 801		RING - (5100-56)	6	

When ordering, always specify Part Number, Description and Serial Number of Aircraft

PIPER PARTS CATALOG

Figure and Index Number	Part Number	Code	NOMENCLATURE	No. Req.	SERIAL NUMBERS AFFECTED
97-42	415 536		SCREW - (MS35206-246)	1	
-43	415 544		SCREW - (MS35206-244)	18	
-44	416 258		SCREW - (AN503-8-8)	2	
-45	415 888		SCREW - (4-40 x 1/2 in , recessed head)	4	
-46	401 310		BOLT - (AN4-10A)	2	
	404 888		NUT - (MS20365-428C)	2	
-47	401 193		BOLT - (AN5-15A)	2	
	407 566		WASHER - (AN960-516)	4	
	404 889		NUT - (MS20365-524C)	2	
-48	415 518	A	SCREW - (MS35206-228)	4	31T-7400002 to 31T-7820013 incl
	404 829	A	NUT - (MS20364-632C)	4	31T-7400002 to 31T-7820013 incl
-49	415 521		SCREW - (MS35206-231)	4	
	404 909		NUT - (MS20365-632C)	4	
-50	400 012		BOLT - (AN4-17A)	1	
	407 565		WASHER - (AN960-416)	1	
	404 836		NUT - (MS20364-428C)	1	
-51	401 310		BOLT - (AN4-10A)	2	
	407 565		WASHER - (AN960-416)	2	
	404 836		NUT - (MS20364-428C)	2	
-52	401 334		BOLT - (AN4-36A)	2	
	407 565		WASHER - (AN960-416)	2	
	404 836		NUT - (MS20364-428C)	2	

When ordering, always specify Part Number, Description and Serial Number of Aircraft

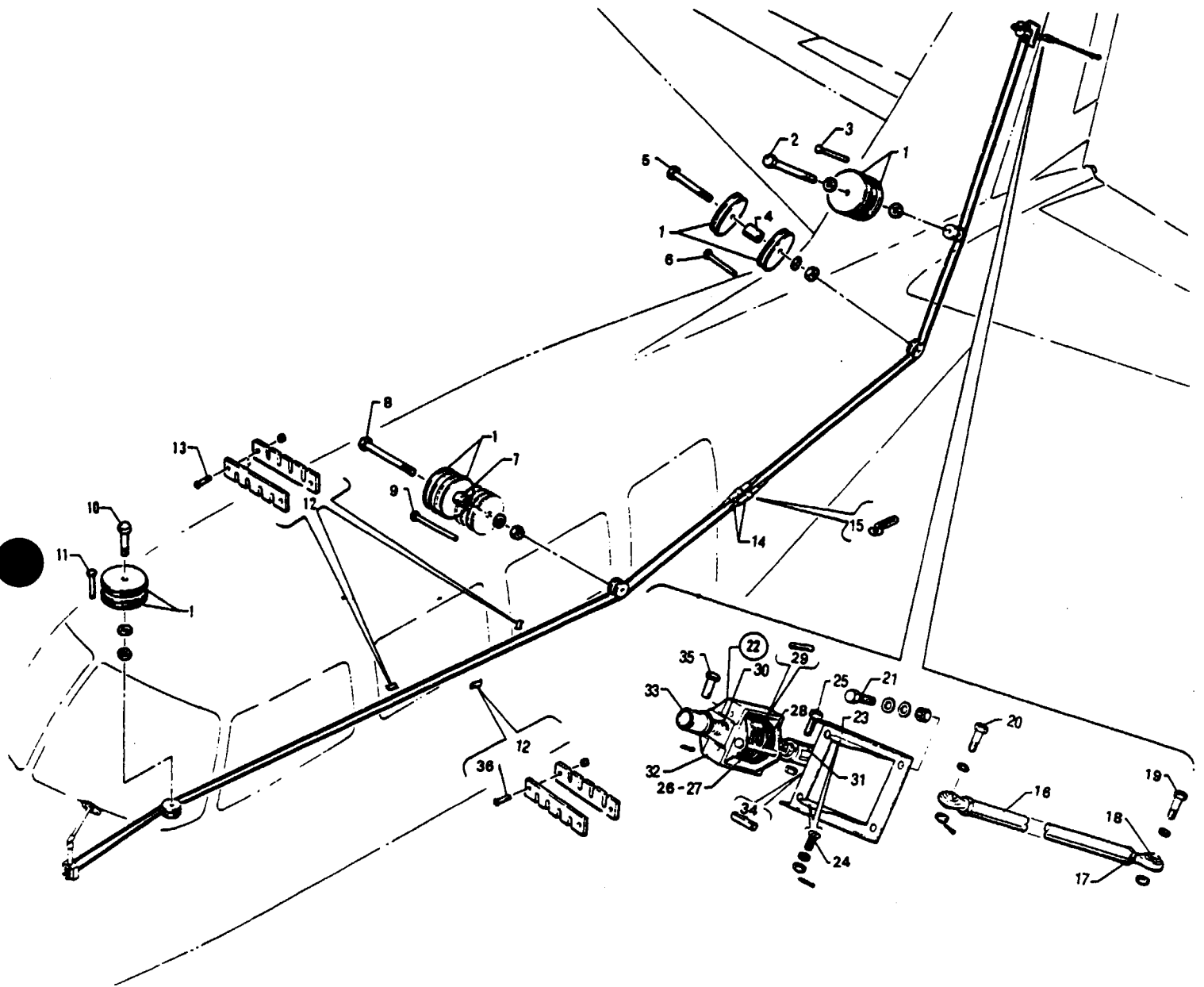


Figure 98 Rudder Trim Installation

PIPER PARTS CATALOG

CODE EXPLANATIONS FOR FIGURE 98

PIPER PARTS CATALOG

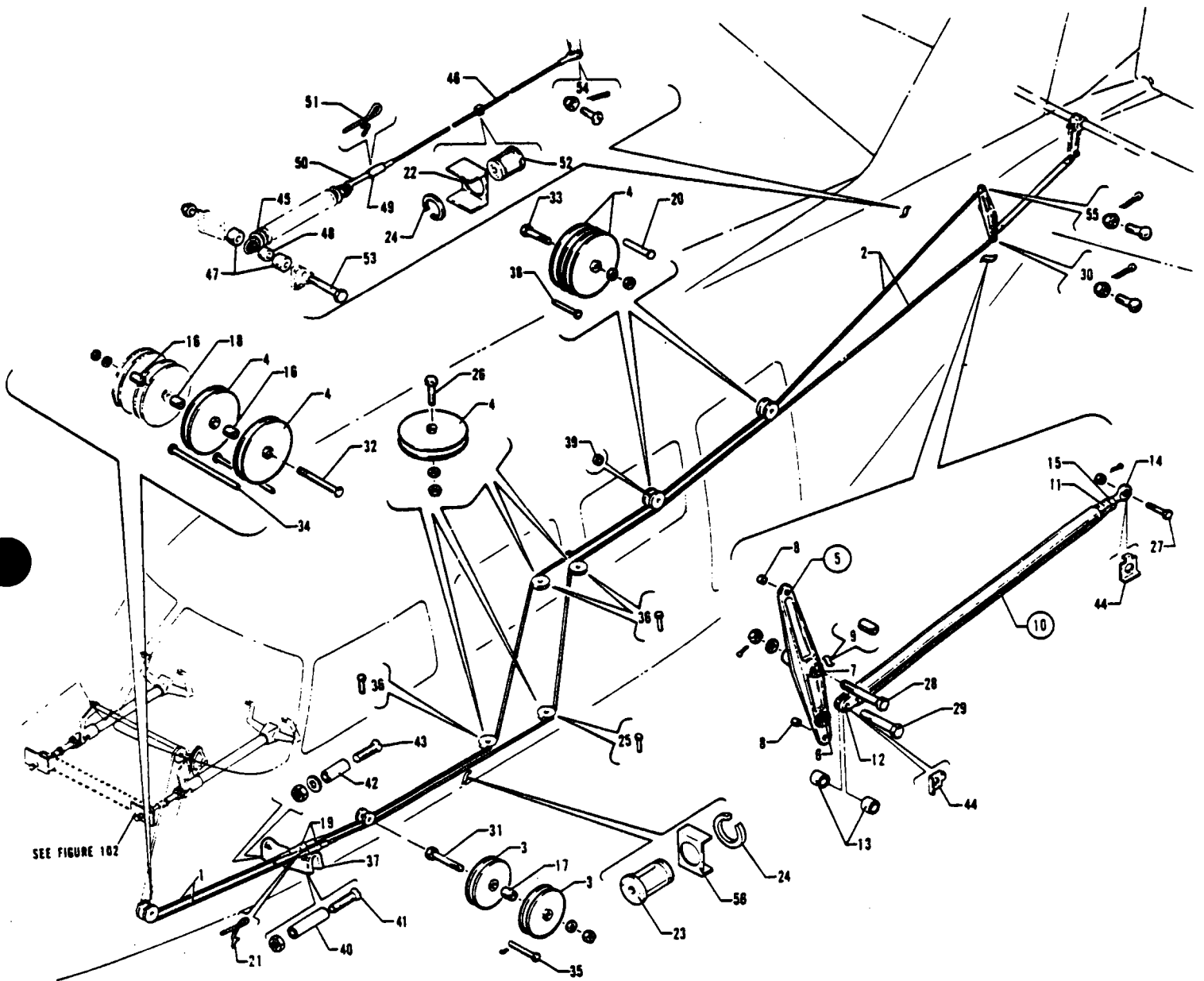
Figure and Index Number	Part Number	Code	NOMENCLATURE	No. Req.	SERIAL NUMBERS AFFECTED
98-	51436		DRAWING - Trim Tab System Installation		
-1	481 640		PULLEY - (MS24566-1B)	8	
-2	401 270		BOLT - (AN3-11A)	1	
	407 564		WASHER - (AN960-10)	1	
	407 584		WASHER - (AN960-10L)	1	
-3	424 506		PIN - (NAS427-K12)	1	
-4	41413-19		BUSHING - Spacer, rudder trim pulley	1	
-5	401 273		BOLT - (AN3-14A)	1	
	407 584		WASHER - (AN960-10L)	1	
	404 835		NUT - (MS20364-1032C)	1	
-6	424 513		PIN - (NAS427-K19)	1	
-7	41413-17		BUSHING - Spacer, rudder trim pulley	1	
-8	400 450		BOLT - (AN3-17A)	1	
	407 564		WASHER - (AN960-10)	1	
	404 835		NUT - (MS20364-1032C)	1	
-9	424 520		PIN - (NAS427-K25)	1	
-10	401 269		BOLT - (AN3-10A)	1	
	407 564		WASHER - (AN960-10)	1	
	404 835		NUT - (MS20364-1032C)	1	
-11	424 505		PIN - (NAS427-K11)	1	
-12	40819-00		BLOCK - Rub, rudder trim	6	
-13	415 888		SCREW - (4-40 x 1/2 L, Rd. head)	4	
	404 908		NUT - (MS20365-440C)	4	
-14	452 015		BARREL - Turnbuckle (NAS649B-8S)	2	
-15	454 867		CLIP - Turnbuckle (NAS651-16S)	4	
-16	51064-04		TUBE ASSEMBLY - Rudder trim tab	1	
-17	404 224		* NUT - (AN315-4R)	2	
-18	452 480		* BEARING - Rod end (MVV34-14B)	2	
-19	402 260		BOLT - (AN173-10)	1	
	407 564		WASHER - (AN960-10)	3	
	506 620		NUT - (MS17825-3)	1	
	424 051		COTTER PIN - (MS24665-132)	1	
-20	402 262		BOLT - (AN173-12)	1	
	407 564		WASHER - (AN960-10)	2	
	404 100		NUT - (AN310-3)	1	
	424 051		PIN - Cotter (MS24665-132)	1	
-21	401 266		BOLT - (AN3-5A)	4	
	407 571		WASHER - (AN960-1016)	8	
	404 887		NUT - (MS20365-1032C)	4	
-22	46897-06		SCREW ASSEMBLY - Rudder trim tab	1	
-23	46862-00		* BRACKET ASSEMBLY - Rudder trim screw	1	
-24	402 735		* BOLT - (NAS333CP5)	2	
	407 564		* WASHER - (AN960-10)	4	
	404 100		* NUT - (AN310-3)	2	
	424 051		* PIN - Cotter (MS24665-132)	2	
-25	400 441		* BOLT - (AN3-7A)	1	
	404 887		* NUT - (MS20365-1032C)	1	
-26	41734-06		* CABLE ASSEMBLY - Screw, rudder trim tab	1	
-27	17088-00		* DRUM - Screw, rudder trim tab	1	
-28	424 163		* PIN - (MS20392-1C53)	2	
	424 051		* PIN - (MS24665-132)	2	
-29	17089-00		* PIN - Rudder trim cable	1	
-30	51067-00		* SCREW - Rudder trim tab	1	
-31	46868-02		* CLEVIS - Rudder trim screw	1	
-32	16276-03		* BRACKET ASSEMBLY - Control cable drum	1	

When ordering, always specify Part Number, Description and Serial Number of Aircraft

PIPER PARTS CATALOG

Figure and Index Number	Part Number	Code	NOMENCLATURE	No. Req.	SERIAL NUMBERS AFFECTED
98-33 -34 -35 -36	48437-04 480 743 424 181 415 689 404 908		<ul style="list-style-type: none"> • BUSHING - Screw, rudder trim tab • PIN - Roll (59-048-250-1750) PIN - (MS20392-2C25) SCREW - (4-40 x 5/8" L) NUT - (MS20365-440C) 	1 1 1 2 2	

When ordering, always specify Part Number, Description and Serial Number of Aircraft



SEE FIGURE 102

Figure 99 Elevator Control Installation

REVISED: MAY 1983

PIPER PARTS CATALOG

CODE EXPLANATIONS FOR FIGURE 99

- A - Used on PA-31T only
- B - Used on PA-31T1 only
- C - Used on PA-31T2 only

PIPER PARTS CATALOG

Figure and Index Number	Part Number	Code	NOMENCLATURE	No. Req.	SERIAL NUMBERS AFFECTED
99-	46880		DRAWING - Control System Installation		
-1	41942-00		CABLE ASSEMBLY - Elevator control, forward (up)	1	
	41942-02		CABLE ASSEMBLY - Elevator control, forward (down)	1	
-2	41947-02	A.B	CABLE ASSEMBLY - Elevator control, rear (up)	1	
	81950-02	C	CABLE ASSEMBLY - Elevator control, rear (up)	1	
	41947-00	A.B	CABLE ASSEMBLY - Elevator control, rear (down)	1	
	41947-10	C	CABLE ASSEMBLY - Elevator control, rear (down)	1	
-3	41001-03		PULLEY - Elevator control cable	2	
-4	481 627		PULLEY - (MS24566-4B)	10	
-5	40307-00		BELLCRANK ASSEMBLY - Elevator	1	
-6	49265-02		* BEARING - Spherical	1	
-7	452 344		* BEARING - (5035)	2	
-8	61402-101		* BUSHING - Bellcrank	2	
-9	61402-102		* BUSHING - Bellcrank	1	
-10	40847-07		TUBE ASSEMBLY - Elevator control	1	
-11	17235-00		* FITTING - Elevator control tube	1	
-12	19086-03		* FITTING ASSEMBLY - Control tube	1	
-13	41413-03		* * BUSHING - Elevator control tube fitting	2	
-14	49261-02		* BEARING - Rod end (HMX-4S)	1	
-15	404 226		* NUT - (AN315-5R)	1	
-16	41413-10		BUSHING - Spacer, elevator cable pulley	2	
-17	41413-12		BUSHING - Spacer, elevator cable pulley	1	
-18	41413-14		BUSHING - Spacer, elevator trim pulley	1	
-19	489 910		BARREL - Turnbuckle (MS21251-B5S)	2	
-20	424 515		PIN - (NAS427-K21)	1	
-21	454 867		CLIP - Turnbuckle (NAS651-16S)	4	
-22	11151-02	A	BRACKET - Fairlead	1	
	11151-03	B.C	BRACKET - Fairlead	1	
-23	40701-04		SEGMENT - Cable fairlead	4	
-24	40081-00		RING - Snap, fairlead	3	
-25	424 507		PIN - (NAS427-K13)	1	
-26	401 310		BOLT - (AN4-10A)	4	
	407 565		WASHER - (AN960-416)	4	
	404 836		NUT - (MS20365-428C)	4	
-27	402 317		BOLT - (AN174-11A)	1	
	404 888		NUT - (MS20365-428C)	1	
-28	400 168		BOLT - (AN5-25)	1	
	407 566		WASHER - (AN960-516)	1	
	404 889		NUT - (MS20365-524C)	1	
-29	402 311		BOLT - (AN174-12A)	1	
	404 888		NUT - (MS20365-428C)	1	
-30	400 053		BOLT - (AN3-6)	1	
	404 100		NUT - (AN310-3)	1	
	424 051		COTTER PIN - (MS24665-132)	1	
-31	401 318		BOLT - (AN4-20A)	1	
	407 565		WASHER - (AN960-416)	1	
	404 836		NUT - (MS20364-428C)	1	
-32	401 335		BOLT - (AN4-40A)	1	
	407 565		WASHER - (AN960-416)	1	
	404 836		NUT - (MS20364-428C)	1	

When ordering, always specify Part Number, Description and Serial Number of Aircraft

PIPER PARTS CATALOG

Figure and Index Number	Part Number	Code	NOMENCLATURE	No. Req.	SERIAL NUMBERS AFFECTED
99-33	400 009		BOLT - (AN4-14A)	2	
	407 565		WASHER - (AN960-416)	2	
	404 836		NUT - (MS20364-428C)	2	
-34	424 541		PIN - Elevator and rudder cable (NAS427-K62)	2	
-35	424 165		PIN - (MS20392-1C55)	1	
	424 051		PIN - Cotter (MS24665-132)	1	
-36	424 507		PIN - (NAS427-K13)	3	
-37	40963-02		GUARD - Cable	1	
-38	424 518		PIN - (NAS427-K23)	1	
-39	80012-94		BUSHING	1	
-40	41413-53		BUSHING - Cable guard	2	
-41	415 542		SCREW - (MS35206-252)	2	
	404 910		NUT - (MS20365-832C)	2	
-42	41413-50		BUSHING - Cable guard	1	
-43	415 632		SCREW - (MS35206-332)	1	
	407 563		WASHER - (AN960-8)	2	
	404 910		NUT - (MS20365-832C)	1	
-44	54794-02		STOP - Bolt	2	
-45	51484-00	B,C	SPRING - Elevator control cable	1	
-46	51757-03	B.	CABLE ASSEMBLY - Control, elevator	1	
	51757-05	C	CABLE ASSEMBLY - Control, elevator	1	
-47	49982-21	B,C	BUSHING - Spacer	2	
-48	42129-10	B,C	BUSHING - Spring attachment	1	
-49	452 009	B,C	BARREL - Turnbuckle (NAS649-B16S)	1	
-50	459 932	B,C	EYE - Turnbuckle (NAS647-16RS)	1	
-51	454 867	B,C	CLIP - Turnbuckle (NAS651-16S)	2	
-52	40701-03	B,C	SEGMENT - Cable fairlead	2	
-53	401 365	B,C	BOLT - (AN5-26A)	1	
	404 889	B,C	NUT - (MS20365-524C)	1	
-54	400 052	B,C	BOLT - (AN3-5)	1	
	407 564	B,C	WASHER - (AN960-10)	1	
	404 100	B,C	NUT - (AN310-3)	1	
	424 051	B,C	COTTER PIN - (MS24665-132)	1	
-55	400 053	A,B	BOLT - (AN3-6)	1	
	400 056	C	BOLT - (AN3-11)	1	
	404 100		NUT - (AN310-3)	1	
	424 051		COTTER PIN - (MS24665-132)	1	
-56	11151-03		BRACKET - Fairlead	2	

When ordering, always specify Part Number, Description and Serial Number of Aircraft

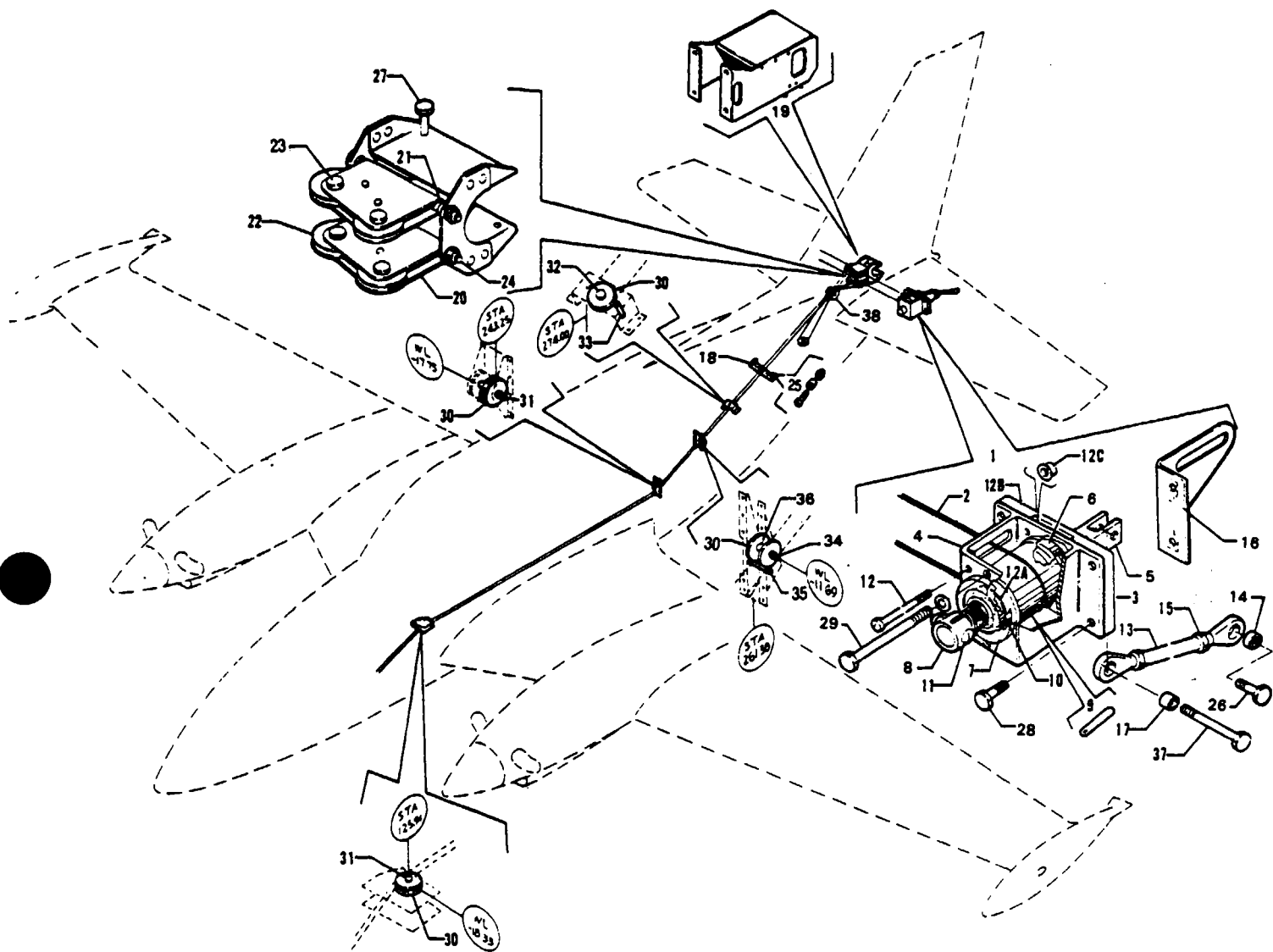


Figure 100. Elevator Trim Installation

REVISED: MARCH 1982

3G13

PA-31T
PA-31T1
PA-31T2

PIPER PARTS CATALOG

CODE EXPLANATIONS FOR FIGURE 100

- A - Used on PA-31T only
- B - Used if King Autopilot F/D (KFC-250) is installed on PA-31T1 with serial numbers 31T-7804001 to 31T-8004057 inclusive
- C - Used on PA-31T with serial numbers 31T-7400002 to 31T-7920059 inclusive, and PA-31T1 with serial numbers 31T-7804001 to 31T-7904023 inclusive, 31T-7904025 to 31T-7904030 inclusive
- D - Used on PA-31T with serial numbers 31T-7920060 and up, PA-31T1 with serial numbers 31T-7904024, 31T-7904031 to 31T-8304003 inclusive, 31T-1104004 and up, and PA-31T2
- E - Used on PA-31T with serial numbers 31T-7620008 and up, PA-31T1, and PA-31T2
- F - Used if Altimatec M-4D Autopilot or King Autopilot (KFC-300) is installed on PA-31T with serial numbers 31T-7400002 to 31T-8020092 inclusive
- G - On the following aircraft, if any type of autopilot is installed, refer to the Avionics Drawing Index List and the appropriate drawings supplied with each aircraft when ordering replacement parts PA-31T with serial numbers 31T-8120001 and up, PA-31T1 with serial numbers 31T-8104001 to 31T-8304003 inclusive, 31T-1104004 and up and all PA-31T2 aircraft
- H - Used if no autopilot is installed Also used on PA-31T with serial numbers 31T-7400002 to 31T-8020092 inclusive if Sperry SPZ-200 F/D AutoPilot or Sperry SPZ-200A F/D AutoPilot is installed

PIPER PARTS CATALOG

Figure and Index Number	Part Number	Code	NOMENCLATURE	No. Req.	SERIAL NUMBERS AFFECTED
100-	51436		DRAWING - Trim Tab System Installation		
-1	51288-06	G	SCREW ASSEMBLY - Elevator trim tab, left	1	
	51288-07	G,H	SCREW ASSEMBLY - Elevator trim tab, right	1	
	51288-08	F,G	SCREW ASSEMBLY - Elevator trim tab, right	1	
	51288-11	B,G	SCREW ASSEMBLY - Elevator trim tab, right	1	
-2	80420-02	G	* CABLE ASSEMBLY - Elevator trim tab, left	1	
	41734-46	G,H	* CABLE ASSEMBLY - Elevator trim tab, right	1	
	41734-48	F,G	* CABLE ASSEMBLY - Elevator trim tab, right	1	
	41734-68	B,G	* CABLE ASSEMBLY - Elevator trim tab, right	1	
-3	51340-00		* DRUM - Elevator trim tab	1	
-4	51268-00		* BRACKET - Control cable drum	1	
-5	51271-03		* SCREW - Elevator trim	1	
-6	51339-00		* RETAINER - Bearing	1	
-7	51343-00		* RETAINER - Bearing	1	
-8	48437-02		* BUSHING	1	
-9	17089-00		* PIN	1	
-10	452 600		* BEARING - (B-538-ZZ)	2	
-11	400 868		* BOLT - (AN23-16A)	1	
	404 887		* NUT - (MS20365-1032C)	1	
-12	416 091		* SCREW - (MS35265-42)	4	
-12a	49981-09		* WASHER - Spacer	AR	
-12b	54797-05	A	* PLATE ASSEMBLY - Bearing	1	31T-7400002 to 31T-7620007 incl
	54797-02	E	* PLATE ASSEMBLY - Bearing	1	
-12c	452 381		* BEARING - (FF-609-1)	1	
-13	51266-00		ROD ASSEMBLY - Elevator trim	2	
-14	452 480		* BEARING - (MVB34-14B)	2	
-15	404 322		* NUT - (AN316-4R)	2	
-16	49689-02		GUIDE ASSEMBLY - Elevator trim	2	
-17	54814-02		BUSHING	4	
-18	47720-02		GUARD - Cable	1	
-19	49962-02	D	BRACKET ASSEMBLY - Elevator trim	1	
-20	51250-00		BRACKET ASSEMBLY - Elevator trim	2	
-21	49999-43	C	BUSHING - (375 L)	4	
	49999-43	D	BUSHING - (375 L)	2	
	64076-21	D	BUSHING - (750 L)	2	
-22	481 640		PULLEY - (MS24566-1B)	4	
-23	400 440		BOLT - (AN3-6A)	4	
	404 887		NUT - (MS20365-1032C)	4	
-24	400 075	C	BOLT - (AN3-35)	2	
	400 082	D	BOLT - (AN3-43)	2	
	407 564	C	WASHER - (AN960-10)	2	
	407 584	D	WASHER - (AN960-10L)	2	
	404 100		NUT - (AN310-3)	2	
	424 051		PIN - Cotter (MS24665-132)	2	
-25	415 541		SCREW - (MS35206-251)	2	
	49999-32		BUSHING	2	
	404 910		NUT - (MS20365-832C)	2	
-26	401 269		BOLT - (AN3-10A)	2	
	400 055		BOLT - (AN3-10) (drilled shank)	2	
	407 564		WASHER - (AN960-10)	AR	
	404 887		NUT - (MS20365-1032C) (self-locking)	2	
	506 620		NUT - (MS17825-3) (castellated)	2	
	424 051		COTTER PIN - (MS24665-132)	2	

When ordering, always specify Part Number, Description and Serial Number of Aircraft

PIPER PARTS CATALOG

Figure and Index Number	Part Number	Code	NOMENCLATURE	No. Req.	SERIAL NUMBERS AFFECTED
100-27	400 451	C	BOLT - (AN3-20A)	2	
	407 564	C	WASHER - (AN960-10)	2	
	404 887	C	NUT - (MS20365-1032C)	2	
-28	401 269		BOLT - (AN3-10A)	8	
-29	401 282		BOLT - (AN3-27A)	4	
	407 564		WASHER - (AN960-10)	4	
-30	481 640		PULLEY - (MS24566-1B)	7	
-31	400 450		BOLT - (AN3-17A)	1	
	407 564		WASHER - (AN960-10)	1	
	404 835		NUT - (MS20364-1032C)	1	
-32	400 440		BOLT - (AN3-6A)	1	
-33	424 500		PIN - (NAS427-K6)	2	
-34	400 443		BOLT - (AN3-12A)	1	
	407 564		WASHER - (AN960-10)	1	
	404 887		NUT - (MS20364-1032C)	1	
-35	424 508		PIN - (NAS427-K14)	1	
-36	49999-23		BUSHING	1	
-37	400 446		BOLT - (AN3-16A)	2	
	400 061		BOLT - (AN3-16) (drilled shank)	2	
	407 564		WASHER - (AN960-10) (.063 thick)	AR	
	407 584		WASHER - (AN960-10L) (.032 thick)	AR	
	404 835		NUT - (MS20365-1032C) (self-locking)	2	
	506 620		NUT - (MS17825-3) (castellated)	2	
	424 051		COTTER PIN - (MS24665-132)	2	
-38	481 640		PULLEY - (MS24566-1B)	4	

When ordering, always specify Part Number, Description and Serial Number of Aircraft

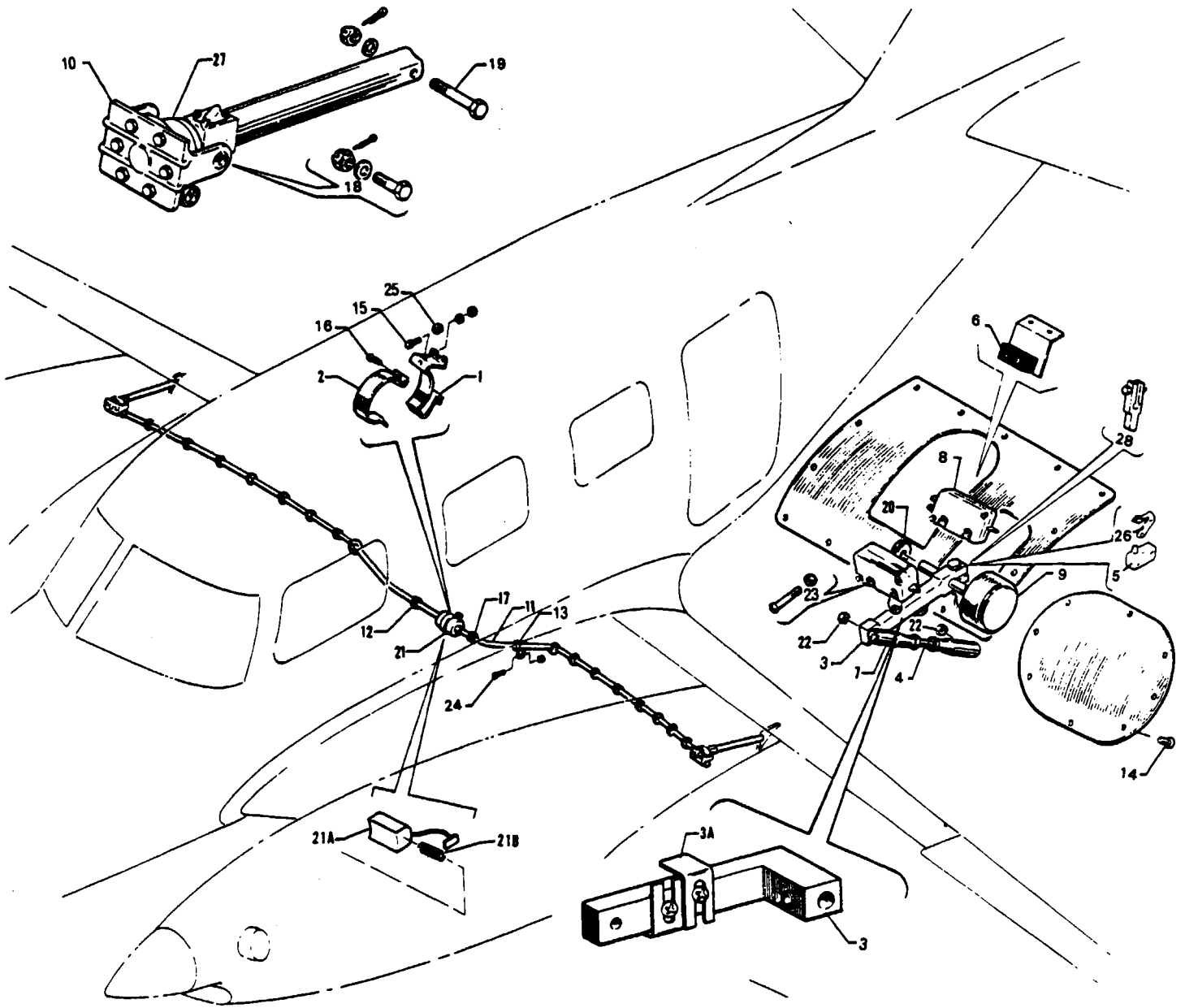


Figure 101 Flap Control Installation

REVISED: OCTOBER 1982

3G17

PA-31T
PA-31T1
PA-31T2

PIPER PARTS CATALOG

CODE EXPLANATIONS FOR FIGURE 101

- A - Used on PA-31T with serial numbers 31T-7920026, 31T-7920064 and up, PA-31T1 with serial numbers 31T-7904035 to 31T-8304003 inclusive, 31T-1104004 and up, and PA-31T2
- B - Used on PA-31T with serial numbers 31T-7400002 to 31T-7820066, 31T-7820068 to 31T-7820092 inclusive, and PA-31T1 with serial numbers 31T-7804001 to 31T-7804011 inclusive
- C - Used on PA-31T with serial numbers 31T-7400002 to 31T-7820066, 31T-7820068 to 31T-7820092 inclusive, and PA-31T1 with serial numbers 31T-7804001 to 31T-7804011 inclusive
- D - Used on PA-31T with serial numbers 31T-7820067, 31T-7920001 and up, PA-31T1 with serial numbers 31T-7904001 to 31T-8304003 inclusive, 31T-1104004 and up, and PA-31T2
- E - Used on Flap Control Motor 8405 MI only
- F - Used on PA-31T with serial numbers 31T-7820067, 31T-7920001 to 31T-7920025 inclusive, 31T-7920027 to 31T-7920063 inclusive, and PA-31T1 with serial numbers 31T-7904001 to 31T-7904034 inclusive

PIPER PARTS CATALOG

Figure and Index Number	Part Number	Code	NOMENCLATURE	No. Req.	SERIAL NUMBERS AFFECTED
101-	41488		DRAWING - Flap Installation		
-1	41358-00		BRACKET ASSEMBLY - Flap actuating motor, left	1	
-2	41359-00	C	CLAMP ASSEMBLY - Flap actuating motor, left	1	
	29254-02	D	CLAMP ASSEMBLY - Flap actuating motor, left	1	
-3	41454-04	C	ACTUATOR ASSEMBLY - Flap position and limit switch, left	1	
	49415-06	F	ACTUATOR ASSEMBLY - Flap position and limit switch, left	1	
	49415-07	F	ACTUATOR ASSEMBLY - Flap position and limit switch, right	1	
	29209-02	A	ACTUATOR ASSEMBLY - Flap position and limit switch	2	
-3a	29205-02	A	* CLIP - Switch actuator	2	
-4	43555-00		ROD - Flap position and limit switch, left	1	
	43555-00	D	ROD - Flap position and limit switch, right	1	
-5	487 804	C	SWITCH - Approach limit (MS25253-1)	1	
-6	49718-02	D	BLOCK - Rub, right (Phenolic)	1	
-7	54175-00		JOINT - Ball (BL-103), left	2	
	54175-00	D	JOINT - Ball (BL-103), right	2	
-8	487 927		SWITCH - (6PL41)	2	
-9	47138-00	C	POTENTIOMETER ASSEMBLY - Left	1	
	55699-02	D	POTENTIOMETER ASSEMBLY	2	
-10	489 516	B	TRANSMISSION ASSEMBLY - Left	1	
	451 813	D	ACTUATOR ASSEMBLY - Left (8407)	1	
	489 516	B	TRANSMISSION ASSEMBLY - Right	1	
	451 813	D	ACTUATOR ASSEMBLY - Right (8407)	1	
-11	486 631	C	SHAFT ASSEMBLY - Flexible (13944Y)	2	
	486 542	D	SHAFT ASSEMBLY - Flexible (8412-3)	2	
-12	434 132		GROMMET - (MS35489-19)	12	
-13	454 932		CLAMP - (A4980S-7-91) Left	1	
-14	415 533		SCREW - (MS35206-243) Left	22	
	415 533	D	SCREW - (MS35206-243) Right	22	
-15	400 438		BOLT - (AN3-4A)	4	
	407 584		WASHER - (AN960-10L)	4	
	404 887		NUT - (MS20365-1032C)	4	
-16	411 530	C	SCREW - (MS35207-261)	2	
	411 534	D	SCREW - (MS35207-265)	2	
-17	189 625		GROMMET - (MS21266-1N) Left	AR	
-18	400 103	C	BOLT - (AN4-6)	4	
	400 698	D	BOLT - (AN24-11)	4	
	407 565	C	WASHER - (AN960-416)	4	
	407 585	D	WASHER - (AN960-416L)	4	
	404 101	C	NUT - (AN310-4)	4	
	404 393	D	NUT - (AN320-4)	4	
	424 052		COTTER PIN - (MS24665-134)	4	
-19	400 110		BOLT - (AN4-15)	2	
	407 565		WASHER - (AN960-416)	2	
	404 101		NUT - (AN310-4)	2	
	424 052		COTTER PIN - (MS24665-134)	2	
-20	434 128		GROMMET - (MS35489-6) Left	1	
	434 128	D	GROMMET - (MS35489-6) Right	1	
-21	475 208	C	MOTOR - Flap control (1202-00-1)	1	
	475 212	D	MOTOR - Flap control (8405MI)	1	
-21a	758 451	E	* BRUSH ASSEMBLY - Flap motor (8405-8)	2	
-21b	762 354	E	* SPRING - Flap motor brush (8405-24)	2	

When ordering, always specify Part Number, Description, and Serial Number of Aircraft

PIPER PARTS CATALOG

Figure and Index Number	Part Number	Code	NOMENCLATURE	No. Req.	SERIAL NUMBERS AFFECTED
101-22	404 887		NUT - (MS20365-1032C) Left and right	4	
-23	415 628		SCREW - (MS35206-328) Left	4	
	404 909		NUT - (MS20365-632C) Left	4	
-24	400 446		BOLT - (AN3-16A)	2	
	404 887		NUT - (MS20365-1032C)	2	
-25	434 123		GROMMET - (MS35489-33)	4	
-26	451 841	C	ACTUATOR - Approach switch (JV-5)	1	
-27	780 367	C	KIT - Flap transmission bumper replacement	1	
-28	51381-00	C	ACTUATOR ASSEMBLY - Flap position switch, left	1	

When ordering, always specify Part Number, Description and Serial Number of Aircraft

THIS PAGE INTENTIONALLY LEFT BLANK

THIS PAGE INTENTIONALLY LEFT BLANK

PIPER PARTS CATALOG

THIS PAGE INTENTIONALLY LEFT BLANK

PIPER PARTS CATALOG

THIS PAGE INTENTIONALLY LEFT BLANK

PIPER PARTS CATALOG

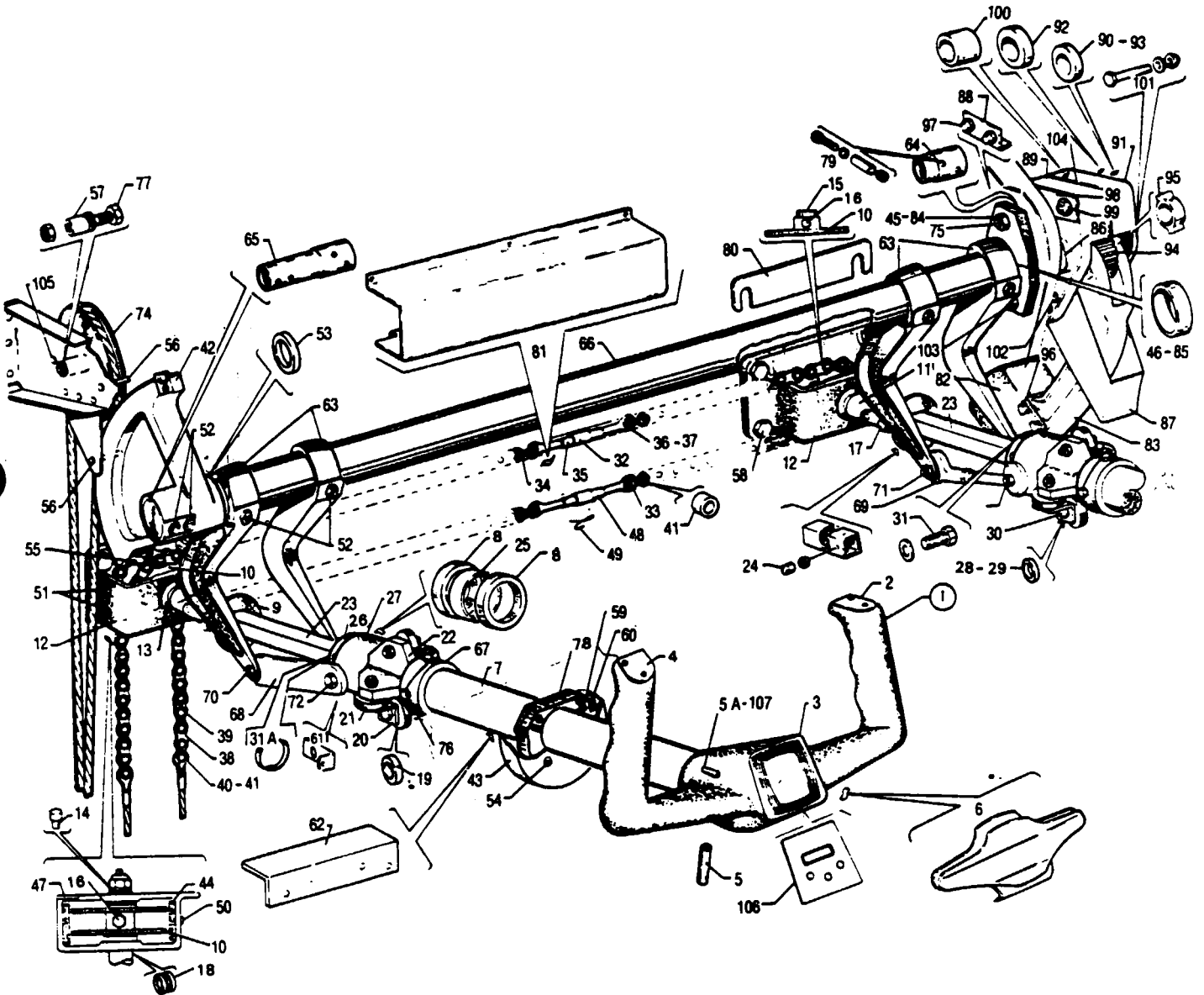


Figure 102. Control Wheel Installation

REVISED: MAY 1983

3H1

PA-31T
PA-31T1
PA-31T2

PIPER PARTS CATALOG

CODE EXPLANATIONS FOR FIGURE 102

- A - Used on PA-31T only
- B - Used on PA-31T1 only
- C - Used on PA-31T2 only
- D - Used on PA-31T with serial numbers 31T-7820014 and up, PA-31T1, and PA-31T2
- E - Used on PA-31T with serial numbers 31T-7400002 to 31T-7920036 inclusive, and PA-31T1 with serial numbers 31T-7804001 to 31T-7904013 inclusive
- F - Used on PA-31T with serial numbers 31T-7920053, 31T-8020001 and up, PA-31T1, and PA-31T2
- G - Used on PA-31T with serial numbers 31T-7920053, 31T-8020001 and up, PA-31T1 with serial numbers 31T-7904015 to 31T-8304003 inclusive, 31T-1104004 and up, and PA-31T2
- H - Used on PA-31T with serial numbers 31T-8020001 and up, PA-31T1 with serial numbers 31T-7904008 to 31T-8304003 inclusive, 31T-1104004 and up, and PA-31T2
- J - Used on PA-31T with serial numbers 31T-7400002 to 31T-8020074 inclusive, and PA-31T1 with serial numbers 31T-7804001 to 31T-8004027, 31T-8004029 to 31T-8004040 inclusive
- K - Used on PA-31T with serial numbers 31T-8020075 and up, PA-31T1 with serial numbers 31T-8004028, 31T-8004041 to 31T-8304003 inclusive, 31T-1104004 and up, and PA-31T2
- L - Used on PA-31T with serial numbers 31T-7400002 to 31T-8020069 inclusive, and PA-31T1 with serial numbers 31T-7804001 to 31T-8004034 inclusive
- M - Used on PA-31T with serial numbers 31T-8020070 and up, PA-31T1 with serial numbers 31T-8004035 to 31T-8304003 inclusive, 31T-1104004 and up, and PA-31T2
- N - When ordering, specify color black or beige
- O - Used on PA-31T with serial numbers 31T-7400002 to 31T-8120008 inclusive, and PA-31T1 with serial numbers 31T-7804001 to 31T-8104007 inclusive
- P - Used on PA-31T with serial numbers 31T-8120009 and up, PA-31T1 with serial numbers 31T-8104008 to 31T-8104101 inclusive, and PA-31T2 with serial numbers 31T-8166001 to 31T-8166039 inclusive
- Q - Used on PA-31T with serial numbers 31T-7920053, 31T-8020001 and up, and PA-31T1
- R - Used on PA-31T with serial numbers 31T-7400002 to 31T-8120045 inclusive, and PA-31T1 with serial numbers 31T-7804001 to 31T-8104053 inclusive
- S - Used on PA-31T with serial numbers 31T-8120046 and up, PA-31T1 with serial numbers 31T-8104054 to 31T-8304003 inclusive, 31T-1104004 and up, and PA-31T2
- T - Used on PA-31T with serial numbers 31T-7400002 to 31T-8020092 inclusive, and PA-31T1 with serial numbers 31T-7804001 to 31T-8004057 inclusive
- U - Used on PA-31T with serial numbers 31T-8120001 and up, PA-31T1 with serial numbers 31T-8104001 to 31T-8104101 inclusive, and PA-31T2 with serial numbers 31T-8166001 to 31T-8166039 inclusive
- V - Used on PA-31T with serial numbers 31T-7400002 and up, PA-31T1 with serial numbers 31T-7804001 to 31T-8104101 inclusive, and PA-31T2 with serial numbers 31T-8166001 to 31T-8166039 inclusive
- W - Used on PA-31T1 with serial numbers 31T-8304001 to 31T-8304003 inclusive, 31T-1104004 and up, and PA-31T2 with serial numbers 31T-8166040 to 31T-8166076 inclusive, 31T-1166001 and up
- X - Used on PA-31T1 with serial numbers 31T-8304001 to 31T-8304003 inclusive, 31T-1104004 and up
- Y - Used on PA-31T2 with serial numbers 31T-8166040 to 31T-8166076 inclusive, 31T-1166001 and up

PIPER PARTS CATALOG

Figure and Index Number	Part Number	Code	NOMENCLATURE	No Req	SERIAL NUMBERS AFFECTED
102-	46819	A	DRAWING - Elevator and Aileron Controls Mechanism Installation		31T-7400002 to 31T-7920052 incl 31T-7920054 to 31T-7920094 incl
	49563	F	DRAWING - Elevator and Aileron Controls Mechanism Installation		
-1	43052-04	T	WHEEL ASSEMBLY - Control, black	2	
	43052-09	U	WHEEL ASSEMBLY - Control, black	2	
	01015-04	X	WHEEL ASSEMBLY - Control, left	1	
	01015-05	X	WHEEL ASSEMBLY - Control, right	1	
	43052-07	T	WHEEL ASSEMBLY - Control, beige	2	
	01015-02	Y	WHEEL ASSEMBLY - Control, left	1	
	01015-03	Y	WHEEL ASSEMBLY - Control, right	1	
-2	53856-03	N.V	* PLATE - Control wheel, cover	1	
	653 142	W	* PLATE - Control wheel, cover	1	
-3	48657-00	V	* MEDALLION - Control wheel	1	
	72729-03	Y	* MEDALLION - Control wheel	1	
	73310-02	X	* MEDALLION - Control wheel	1	
-4	53856-00	N.V	* PLATE - Control wheel, cover	1	
	653 142	W	* PLATE - Control wheel, cover	1	
-5	480 710	V	* PIN - Roll (59-040-187-1875)	1	
	480 710	W	* PIN - Roll (59-040-187-1875)	2	
-5a	688 221	W	* SWITCH - Landing light, pilot side (997-0160)	1	
-6	43618-00	O	CLIP ASSEMBLY - Map	1	
	43618-08	P	CLIP ASSEMBLY - Map	1	
-7	46349-00	J	TUBE ASSEMBLY - Control, left	1	
	46349-07	K	TUBE ASSEMBLY - Control, left	1	
	46349-02	J	TUBE ASSEMBLY - Control, right	1	
	46349-08	K	TUBE ASSEMBLY - Control, right	1	
-8	452 458		* BEARING - Control tube assembly (B-543)	2	
-9	40950-00		* COLLAR - Control wheel stop	1	
-10	40983-00		* SPROCKET - Double, left	1	
	20999-00		* SPROCKET - Right	1	
-11	46203-00	J	* UNIVERSAL ASSEMBLY - Control wheel shaft	1	
	46203-02	K	* UNIVERSAL ASSEMBLY - Control wheel shaft	1	
-12	29197-02		* BRACKET ASSEMBLY - Control wheel shaft bearing	1	
-13	453 824		* * BUSHING - (NAS77A7-25)	2	
-14	23322-00		* * PIN - Stop, aileron	1	
-15	21001-00		* BUSHING - Spacer, right	1	
-16	402 868		* BOLT - (NAS464-3A12)	1	
	407 564		* WASHER - (AN960-10)	1	
	406 636		* NUT - (H10-3 Hex)	1	
-17	402 867		* BOLT - (NAS464-3A14)	1	
	407 564		* WASHER - (AN960-10)	1	
	404 835		* NUT - (MS20364-1032C)	1	
-18	407 568		* WASHER - (AN960-716)	2	
-19	20956-00		* BUSHING - Control shaft	4	
-20	20957-00		* ANGLE - Control shaft support	2	
-21	25358-00		* BEARING ASSEMBLY - Ball	4	
-22	41852-00		* FITTING - Roller attachment	1	
-23	01623-02		* TUBE ASSEMBLY - Control shaft	1	
-24	21470-00		* * BLOCK - Guide, control wheel tube	4	
	81342-78		* * WASHER - Guide block	AR	
-25	53971-00		* SPACER - Housing control shaft	1	
-26	42943-00		* COLLAR - Control shaft	1	
-27	42945-00		* HOUSING - Control shaft bearing	1	

When ordering, always specify Part Number, Description and Serial Number of Aircraft

PIPER PARTS CATALOG

Figure and Index Number	Part Number	Code	NOMENCLATURE	No Req	SERIAL NUMBERS AFFECTED
102-28	81342-89		* WASHER - (012 thickness)	AR	
	81342-90		* WASHER - (016 thickness)	AR	
	81342-91		* WASHER - (020 thickness)	AR	
-29	81342-92		* WASHER - (064 thickness)	4	
-30	400 444		* BOLT - (AN3-13A)	4	
	407 564		* WASHER - (AN960-10)	8	
	404 835		* NUT - (MS20364-1032C)	4	
-31	401 264		* BOLT - (AN3-H4A)	2	
	407 584		* WASHER - (AN960-10L)	2	
-31a	53785-00		* STRAP - Safety wire retaining	1	
-32	21619-02		CHAIN ASSEMBLY - Upper control column	1	
-33	13445-03		* CHAIN ASSEMBLY - Roller, left	1	
	13445-04		* CHAIN ASSEMBLY - Roller, right	1	
-34	472 684		* LINK - Connector	4	
-35	489 910		* BARREL - Turnbuckle (MS21251-B5S)	1	
-36	459 930		* EYE - Turnbuckle, left (NAS648-22-RS)	2	
	459 928		* EYE - Turnbuckle, right (NAS648-22-LS)	2	
-37	80012-95		* BUSHING - Eye	4	
-38	41532-00		CHAIN ASSEMBLY - Aileron control	1	
-39	13445-06		* CHAIN ASSEMBLY - Roller	1	
-40	472 684		* LINK - Connector	2	
-41	80012-95		* BUSHING - Eye	1	
-42	40323-02		SECTOR - Elevator control	1	
-43	42537-02		COVER - Control shaft	2	
-44	40954-02		GUARD - Aileron chain, left	1	
	40954-03		GUARD - Aileron chain, right	1	
-45	44272-00	A	BEARING ASSEMBLY - Torque tube end	2	31T-7400002 to 31T-7720069 incl
	44272-00	A	BEARING ASSEMBLY - Torque tube end, left	1	31T-7820001 and up
	44272-04	A	BEARING ASSEMBLY - Torque tube end, right	1	31T-7820001 and up
-46	452 512	A	* BEARING - (KP16BSA1405)	1	
-47	41179-00	E	SHIM - Control wheel shaft bracket	2	
-48	452 011		BARREL - Turnbuckle (NAS649B32S)	1	
-49	454 867		CLIP - Locking, turnbuckle (NAS651-16S)	4	
-50	419 883		SCREW - (4 x 1 - 4 L, P K Type Z, Rd slotted head, nickel finish)	2	
-51	419 886		SCREW - (4 x 3 - 8 L, P K Type Z, Rd slotted head, nickel finish)	2	
-52	480 743		PIN - Roll (59-048-250-1750)	6	
	415 528		SCREW - (MS35206-238)	6	
	407 562		WASHER - (AN960-6)	12	
	404 909		NUT - (MS20365-632C)	6	
-53	40559-35		WASHER - Torque tube	1	
-54	415 539		SCREW - (MS35206-249)	4	
-55	415 535		SCREW - (MS35206-245)	2	
	407 042		WASHER - (MS35338-42)	2	
-56	424 519		PIN - (NAS427-K24)	2	
-57	42571-06		BUSHING	1	
-58	401 266		BOLT - (AN3-5A)	8	
	407 584		WASHER - (AN960-10L)	8	
-59	42538-00		SLIDE - Control shaft	6	
-60	415 521		SCREW - (MS35206-231)	2	
	404 829		NUT - (MS20364-632C)	2	
-61	54945-02		STOP - Bolt	4	
-62	40796-00		STOP - Control wheel	2	
-63	42756-00		CONTROL ARM - Elevator actuator, left	2	
	42756-01		CONTROL ARM - Elevator actuator, right	2	

When ordering, always specify Part Number, Description and Serial Number of Aircraft

PIPER PARTS CATALOG

Figure and Index Number	Part Number	Code	NOMENCLATURE	No Req	SERIAL NUMBERS AFFECTED
102-64	44270-00	A	TUBE - Torque extension	1	31T-7400002 to 31T-7920052 incl 31T-7920054 to 31T-7920094 incl
	49550-02	F	TUBE - Torque extension	1	
-65	44271-00	R	TUBE - Torque extension	1	
	44271-02	S	TUBE - Torque extension	1	
-66	42901-02		TUBE - Torque, elevator control	1	
-67	42942-00		RING - Control shaft	2	
-68	42944-00		LINK ASSEMBLY - Control shaft, outboard	2	
-69	28546-02		LINK ASSEMBLY - Control shaft, inboard	2	
-70	42964-00		BOLT - (Special)	2	
	407 567		WASHER - (AN960-616)	2	
	407 565		WASHER - (AN960-416)	2	
	29989-07		WASHER	2	
	404 101		NUT - (AN310-4)	2	
	424 051		PIN - Cotter (MS24665-132)	2	
-71	401 312		BOLT - (AN4-12A)	2	
	407 585		WASHER - (AN960-416L)	2	
	407 565		WASHER - (AN960-416)	2	
	404 888		NUT - (MS20365-428C)	2	
-72	42965-00		BOLT - (Special)	2	
	407 567		WASHER - (AN960-616)	2	
-73	401 191		BOLT - (AN5-H7A)	2	
	40559-41		WASHER	2	
	408 825		WASHER - Shakeproof (3512-20-03-0511)	2	
-74	481 652		PULLEY - (MS20220-2)	1	
-75	410 071		SCREW - Flat head (MS24694-S98), left	1	
	410 071	A	SCREW - Flat head (MS24694-S98), right	1	31T-7400002 to 31T-7720069 incl
	400 003	A	BOLT - (AN4-6A) Right	1	31T-7820001 to 31T-7920052 incl 31T-7920054 to 31T-7920094 incl
	400 015	F	BOLT - (AN4-22A) Right	1	
	407 565		WASHER - (AN960-416) Right	1	
	404 888		NUT - (MS20365-428C)	2	
-76	401 263		BOLT - (AN3-H3A)	8	
-77	401 194		BOLT - (AN5-16A)	1	
	407 566		WASHER - (AN960-516)	2	
	404 889		NUT - (MS20365-524C)	1	
-78	42536-00		COLLAR - Control shaft	2	
-79	480 767		PIN - Roll (59-048-250-1250)	2	
	415 158		SCREW - (AN526-632R26)	2	
	407 562		WASHER - (AN960-6)	4	
	404 909		NUT - (MS20365-632C)	2	
-80	55817-02		SHIM - Control shaft	AR	
-81	49231-02	D	COVER - Control chain and sprocket	1	
-82	49557-02	Q	BOBWEIGHT	1	
	81963-02	C	BOBWEIGHT	1	
-83	49556-02	F	ARM - Bobweight	1	
-84	44272-00	B.C	BEARING ASSEMBLY - Torque tube end, left	1	
	44272-04	B.C	BEARING ASSEMBLY - Torque tube end, right	1	
-85	452 512	B.C	* BEARING - (KP16BSA1405)	1	
-86	49549-02	F	SHAFT - Bobweight arm	1	
-87	49551-02	F	STOP - Bobweight	1	
-88	49552-03	F	STOP - Bobweight	1	
-89	49554-02	F	FITTING ASSEMBLY - Support, inner	1	
-90	553 667	F	* BUSHING - (NAS77-8-19) 6265 O D	1	
-91	49553-02	B	FITTING ASSEMBLY - Support, outer	1	31T-7804001 to 31T-7904014 incl
	49553-04	G	FITTING ASSEMBLY - Support, outer	1	
-92	553 668	B	* BUSHING - (NAS77-12-19) 9393 O D	1	31T-7804001 to 31T-7904014 incl
-93	553 667	F	* BUSHING - (NAS77-8-19) 6265 O D	1	

When ordering, always specify Part Number, Description and Serial Number of Aircraft

PIPER PARTS CATALOG

Figure and Index Number	Part Number	Code	NOMENCLATURE	No Req	SERIAL NUMBERS AFFECTED
102-94	49582-02	F	GEAR - Arm assembly	2	
-95	553 666	F	BEARING - Gear (18502 GBB16)	1	
-96	401 280	Q	BOLT - (AN3-26A)	4	
	400 446	C	BOLT - (AN3-16A)	4	
	404 835		NUT - (MS20364-1032C)	4	
-97	400 438	F	BOLT - (AN3-4A)	2	
	407 800	F	WASHER - (AN970-3)	2	
-98	29143-02	F	SHIM - Tapered	AR	
-99	401 318	F	BOLT - (AN4-20A)	1	
	407 565	F	WASHER - (AN960-416)	1	
	404 888	F	NUT - (MS20365-428C)	1	
-100	39991-16	B	BUSHING	1	31T-7804001 to 31T-7904014 incl
	39991-17	G	BUSHING	1	
-101	415 543	F	SCREW - (MS35206-253)	1	
	40559-02	F	WASHER	1	
	404 910	F	NUT - (MS20365-832C)	1	
-102	416 633	F	SCREW - (MS24693-S273)	4	
	404 887	F	NUT - (MS20365-1032C)	4	
-103	410 071		SCREW - Flat head (MS24694-S98), left	1	
	410 071	A	SCREW - Flat head (MS24694-S98), right	1	31T-7400002 to 31T-7720069 incl
	400 003	A	BOLT - (AN4-6A) Right	1	31T-7820001 to 31T-7920052 incl 31T-7920054 to 31T-7920094 incl
	410 074	F	SCREW - (MS24694-S103) Right	1	
	407 585		WASHER - (AN960-416) Right	1	
	404 888		NUT - (MS20365-428C)	2	
-104	29143-03	H	SHIM - Support fitting	1	
-105	424 519	L	PIN - (NAS427-K24)	1	
	424 163	M	PIN - (MS20392-1C53)	1	
	40559-36	M	WASHER	1	
	424 039	M	COTTER PIN - (MS24665-69)	1	
-106	548 651	W	CLOCK - Control wheel, digital (AT4220P1)	2	
-107	688 220		SWITCH - Landing light, co-pilot side (997-0159)	1	

When ordering, always specify Part Number, Description and Serial Number of Aircraft

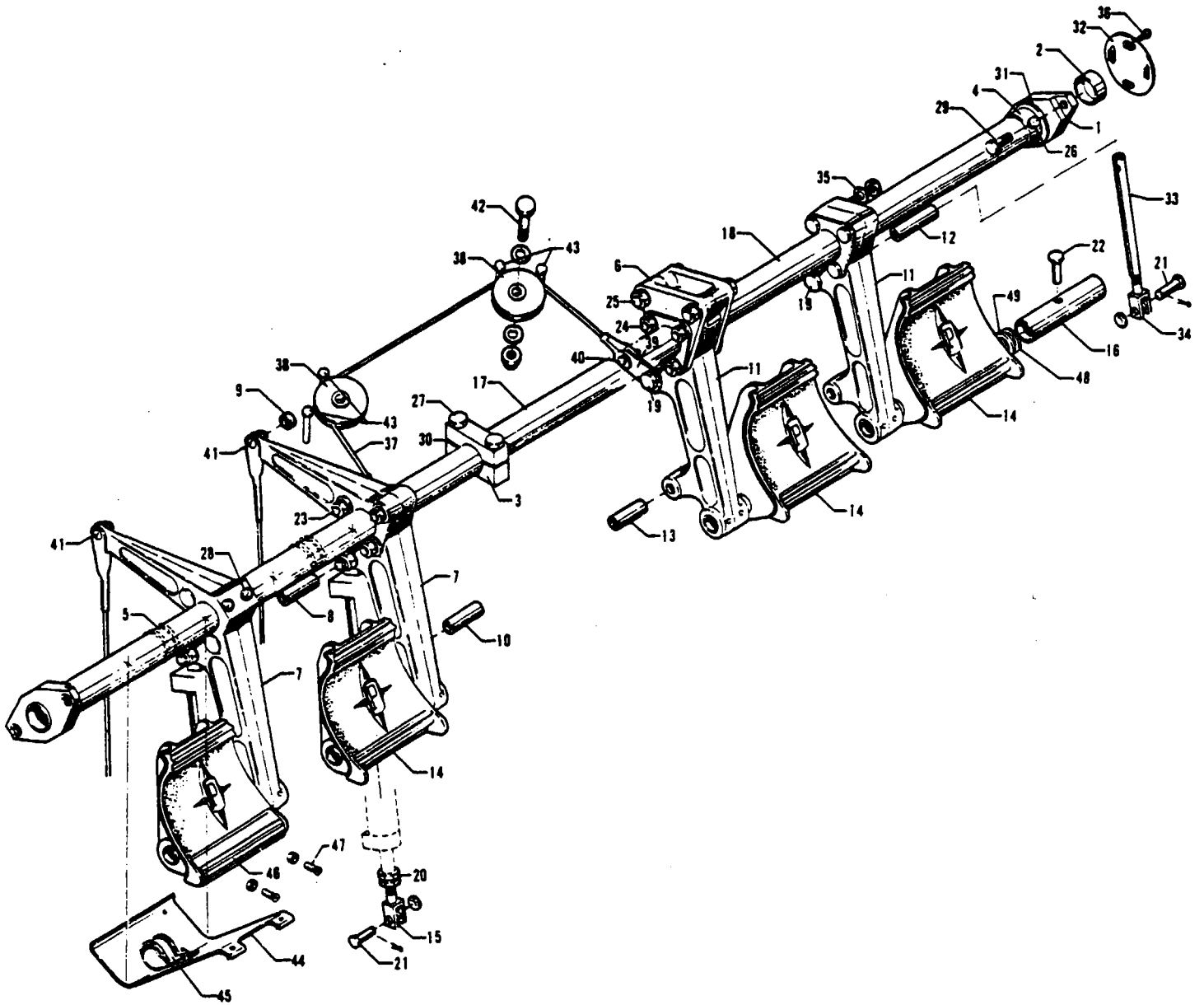


Figure 103 Rudder Pedal Installation

REVISED: JUNE 1981

PA-31T
PA-31T1
PA-31T2

PIPER PARTS CATALOG

CODE EXPLANATIONS FOR FIGURE 103

- Used on PA-31T with serial numbers 31T-7400002 to 31T-7920052 inclusive, 31T-7920054 to 31T-7920094 inclusive, and PA-31T1 with serial numbers 31T-7804001 to 31T-7904057 inclusive
- Used on PA-31T with serial numbers 31T-7920053, 31T-8020001 and up, PA-31T1 with serial numbers 31T-8104001 to 31T-8304003 inclusive, 31T-1104004 and up, and PA-31T2

PIPER PARTS CATALOG

Figure and Index Number	Part Number	Code	NOMENCLATURE	No. Req.	SERIAL NUMBERS AFFECTED
103-	46473		DRAWING - Rudder Pedal Installation		
-1	40968-04		BEARING ASSEMBLY - Torque tube end	2	
-2	452 431		* BEARING - (B-208)	1	
-3	41473-00		BLOCK - Torque tube bearing	2	
-4	41453-00		COLLAR - Brake and rudder pedal torque tube	2	
-5	41465-00		TUBE - Brake and rudder pedal torque	1	
-6	40313-00		LINK - Rudder pedal torque tube	2	
-7	40298-03		ARM ASSEMBLY - Rudder pedal, left, inboard	1	
	40298-02		ARM ASSEMBLY - Rudder pedal, left, outboard	1	
-8	80012-108		* BUSHING - Rudder pedal arm assembly	2	
-9	80012-109		* BUSHING - Rudder pedal arm assembly	2	
-10	80012-110		* BUSHING - Rudder pedal arm assembly	2	
-11	40302-02		ARM ASSEMBLY - Rudder pedal, right, inboard	1	
	40302-03		ARM ASSEMBLY - Rudder pedal, right, outboard	1	
-12	80012-108		* BUSHING - Rudder pedal arm assembly	2	
-13	80012-110		* BUSHING - Rudder pedal arm assembly	2	
-14	44182-00	A	PEDAL - Brake and rudder, left	2	
	44182-04	B	PEDAL - Brake and rudder, left	2	
	44182-01	A	PEDAL - Brake and rudder, right	2	
	44182-05	B	PEDAL - Brake and rudder, right	2	
-15	12805-00		CLEVIS - Brake cylinder	2	
-16	41402-00		TUBE - Brake and rudder pedal spacer	4	
-17	41423-03		TUBE ASSEMBLY - Interconnecting torque, center	1	
-18	41435-03		TUBE ASSEMBLY - Interconnecting torque, right	1	
-19	400 116		BOLT - (AN4-23)	4	
	407 565		WASHER - (AN960-416)	4	
	404 101		NUT - (AN310-4)	4	
	424 051		PIN - Cotter (MS24665-132)	4	
-20	404 322		NUT - (AN316-4R)	4	
-21	424 176		PIN - Flat head (AN393-15)	4	
	407 584		WASHER - (AN960-10L)	4	
	424 051		PIN - Cotter (AN380-2-2)	4	
-22	424 185		PIN - Flat head (AN393-33)	4	
	407 584		WASHER - (AN960-10L)	4	
	424 051		PIN - Cotter (AN380-2-2)	4	
-23	400 451		BOLT - (AN3-20A)	6	
	407 584		WASHER - (AN960-10L)	6	
	404 835		NUT - (MS20364-1032C)	6	
-24	410 042		SCREW - (AN509-10R-12)	6	
	407 564		WASHER - (AN960-10)	6	
	404 835		NUT - (MS20364-1032C)	6	
-25	400 018		BOLT - (AN4-25A)	2	
	407 565		WASHER - (AN960-416)	2	
	404 836		NUT - (MS20364-428C)	2	
-26	400 446		BOLT - (AN3-16A)	2	
	407 564		WASHER - (AN960-10)	2	
	404 835		NUT - (MS20364-1032C)	2	
-27	400 451		BOLT - (AN3-20A)	2	
-28	480 744		PIN - Roll (59-048-250-1875)	4	
	415 161		SCREW - (AN526-632R34)	4	
	407 562		WASHER - (AN960-8)	8	
	404 829		NUT - (MS20364-632C)	4	
-29	400 003		BOLT - (AN4-6A)	4	
-30	81102-35		WASHER - Square, shim (.012)	AR	
	81102-36		WASHER - Square, shim (.020)	AR	
	81102-37		WASHER - Square, shim (.032)	AR	

When ordering, always specify Part Number, Description and Serial Number of Aircraft

PIPER PARTS CATALOG

Figure and Index Number	Part Number	Code	NOMENCLATURE	No. Req	SERIAL NUMBERS AFFECTED
103-31	40559-06		WASHER - Collar, torque tube	2	
-32	46082-00		COVER ASSEMBLY - Rudder pedal tube access	1	
-33	42143-00		LINK ASSEMBLY - Rudder pedal	2	
-34	12605-00		* CLEVIS - Rudder pedal link assembly	1	
-35	81342-89		WASHER - (012 thickness)	AR	
	81342-90		WASHER - (016 thickness)	AR	
	81342-91		WASHER - (020 thickness)	AR	
-36	414 747		SCREW - (MS24693-S26)	4	
-37	48138-00		CABLE ASSEMBLY - Rudder balance	1	
-38	481 626		PULLEY - Rudder balance cable (MS20219-2)	2	
-39	45511-00		CLIP - Cable attachment	2	
-40	424 173		PIN - Flat head (MS20392-2C9)	2	
	407 564		WASHER - (AN960-10)	2	
	424 051		PIN - Cotter (MS24665-132)	2	
-41	400 673		BOLT - (AN23-11)	2	
	407 584		WASHER - (AN960-10L)	2	
	404 100		NUT - (AN310-3)	2	
	424 051		PIN - Cotter (MS24665-132)	2	
-42	401 310		BOLT - (AN4-10A)	2	
	407 565		WASHER - (AN960-416)	4	
	404 888		NUT - (MS20365-428C)	2	
-43	424 503		PIN - (NAS427-K9)	4	
-44	54174-02		GUARD - Rudder torque tube, left, inboard	1	
	54174-03		GUARD - Rudder torque tube, left outboard	1	
-45	554 963		CLAMP - (PS10017-8-24)	2	
-46	29166-03	B	PAD - Brake and rudder pedal	4	
-47	416 804	B	SCREW - (MS24693-S279)	8	
	404 835	B	NUT - (MS20364-1032C)	8	
-48	29989-09		WASHER - Felt	4	
-49	407 595		WASHER - (AN960-1416L)	4	

When ordering, always specify Part Number, Description and Serial Number of Aircraft

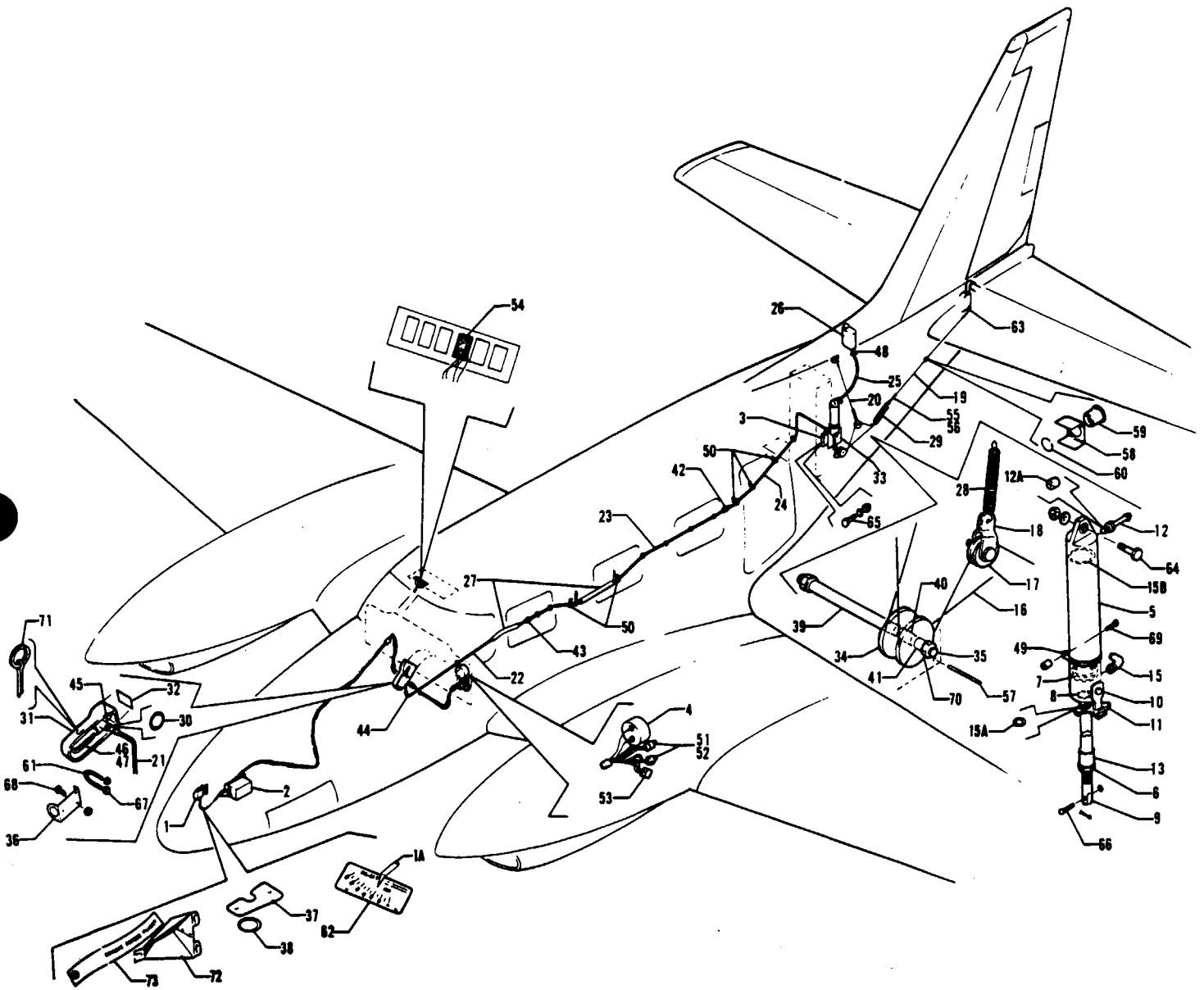


Figure 104. Stability Augmentation System Installation (S.A.S.)

PIPER PARTS CATALOG

CODE EXPLANATIONS FOR FIGURE 104

- A - No longer available. Order part for serial numbers 31T-8020053 and up if SAS A.O.A. Sensor Vane Installation Kit 764 031 has been installed per Service Letter No. 835B or SAS A.O.A. Sensor Vane Installation Kit 764 349 has been installed.
- B - Also used on aircraft with serial numbers 31T-7400002 to 31T-8020052 inclusive if SAS A.O.A. Sensor Vane Installation Kit 764 031 has been installed per Service Letter No. 835B.

PIPER PARTS CATALOG

Figure and Index Number	Part Number	Code	NOMENCLATURE	No. Req.	SERIAL NUMBERS AFFECTED
104-	60701 51770		DRAWING - Forward Fuselage Electrical Details DRAWING - Stability Augmentation System Installation		
-1	486 400	A	SENSOR VANE - A.O.A. (861 CD1)	1	31T-7400002 to 31T-8020052 incl. 31T-8020053 and up
	29316-02	B	SENSOR VANE - A.O.A. (861 CD2)	1	
-1a	763 514		* POINTER ASSEMBLY - S.A.S. vane calibrator	1	
-2	556 200		COMPUTER - Stability augmentation (20L-1)	1	
-3	486 401		SERVO - Actuator, stability augmentation (50E)	1	
-4	550 411		INDICATOR - Stall margin (32G)	1	
-5	51759-02		CYLINDER ASSEMBLY - S.A.S. override actuator	1	
-6	404 330		* NUT - Check	1	
-7	762 501		* RING - "O" (MS28775-121)	1	
	762 502		* RING - Back-up (MS28774-121)	1	
-8	756 099		* RING - "O" (7112FT-160T G-T)	1	
-9	51749-02		* CLEVIS - Override cable attachment	1	
-10	51750-02		* BRACKET - Override cylinder lock	1	
-11	51754-02		* LOCK - Override cylinder	1	
-12	51761-04		* ADAPTER ASSEMBLY - Hose, override cylinder	1	
-12a	51761-03		* * ORIFICE - Cylinder adapter	1	
-13	60998-14		* BUSHING - Override cylinder rod	1	
-14	83302-91		* SPRING - Override cylinder lock	1	
-15	458 872		* ELBOW - (AN822-2D)	1	
-15a	407 589		* WASHER - (AN960-816L)	1	
-15b	756 098		* RING - "O" (7214MR-160T G-T)	1	
-16	51765-02		CABLE ASSEMBLY - S.A.S. override actuator	1	
-17	20534-00		* PULLEY - Override actuator cable	1	
-18	51764-02		* BRACKET - Pulley, override actuator cable	1	
-19	51757-02		CABLE ASSEMBLY - Elevator, S.A.S. override	1	
-20	41925-03		CABLE ASSEMBLY - Tension, override actuator	1	
-21	80024-36		LINE ASSEMBLY - S.A.S. override	1	
-22	80024-34		LINE ASSEMBLY - S.A.S. override	1	
-23	80024-35		LINE ASSEMBLY - S.A.S. override	1	
-24	80024-37		LINE ASSEMBLY - S.A.S. override	1	
-25	80027-08		TUBE - Expansion tank, S.A.S. override	1	
-26	51758-02		TANK ASSEMBLY - Expansion, S.A.S. override cylinder	1	
-27	83161-06		HOSE - S.A.S. override line	2	
-28	487 291		SPRING - S.A.S. override cable (180C, 2 1/2)	1	
-29	51484-00		SPRING - Elevator control, S.A.S. override	1	
-30	462 027		GASKET - (AN6290-4)	1	
-31	51729-04		COVER ASSEMBLY - CO2 discharger unit	1	
-32	80233-02		* DECAL - S.A.S. stability augmentor	1	
-33	51733-04		SHIELD ASSEMBLY - S.A.S. servo	1	
-34	51105-00		PULLEY - Control cable	2	
-35	14183-11		ROD - Pulley	1	
-36	51728-02		BRACKET ASSEMBLY - CO2 bottle	1	
-37	51527-00		PLATE - Cover, floorboard	1	
-38	434 134		GROMMET - (MS35489-11)	1	
-39	60998-11		BUSHING - Pulley rod	1	
-40	60998-12		BUSHING - Pulley rod	1	
-41	60998-13		BUSHING - Pulley rod	1	
-42	491 048		UNION - (AN815-2D)	1	
-43	491 058		UNION - (AN832-2D)	1	
	407 566		WASHER - (AN960-516)	1	
	477 819		NUT - (AN924-2D)	1	
-44	458 947		ELBOW - (AN837-2D)	1	
	407 566		WASHER - (AN960-516)	1	
	477 819		NUT - (AN924-2D)	1	
-45	484 349		REDUCER - (AN919-1D)	1	

When ordering, always specify Part Number, Description and Serial Number of Aircraft

PIPER PARTS CATALOG

Figure and Index Number	Part Number	Code	NOMENCLATURE	No. Req.	SERIAL NUMBERS AFFECTED
104-46	751 658		UNIT - Discharger (A-145)	1	
-47	751 393		BOTTLE - CO2 (US36-152)	1	
-48	454 833		CLAMP - (SAE TY E-8)	2	
-49	554 885		CLAMP - (PS10017-2-24)	1	
-50	454 927		CLAMP - (PS10017-2-2)	5	
-51	472 739		LIGHT ASSEMBLY - Stability augmentation (red) (801-1030-0331-504)	2	
-52	472 028		BULB - (PS10008-327)	2	
-53	588 131		SWITCH - (JMT-327)	1	
-54	47664-03		SWITCH - (TIGL54-1S-WH)	1	
-55	452 009		BARREL - Turnbuckle (NAS649816S)	1	31T-7400002 to 31T-7920052 incl. 31T-7920054 to 31T-7920094 incl
	489 614		BARREL - Turnbuckle (MS21251-B3L)	1	31T-7920053, 31T-8020001 and up
	454 867		CLIP - Turnbuckle lock (NAS651-16S)	2	31T-7400002 to 31T-7920052 incl 31T-7920054 to 31T-7920094 incl
	554 995		CLIP - Turnbuckle lock (MS21256-2)	2	31T-7920053, 31T-8020001 and up
-56	459 939		EYE - Turnbuckle (NAS647-16RS)	1	
-57	424 534		PIN - Pulley guard (NAS427-K40)	2	
-58	11151-02		BRACKET - Fairlead	1	
-59	40701-03		SEGMENT - Cable fairlead	2	
-60	40081-00		RING - Snap, fairlead	1	
-61	18443-00		CLAMP - CO2 bottle	1	
-62	80200-00		PLACARD - S.A.S. vane calibrator	1	
-63	400 052		BOLT - (AN3-5)	1	
	407 564		WASHER - (AN960-10)	1	
	404 100		NUT - (AN310-3)	1	
	424 051		PIN - Cotter (MS24665-132)	1	
-64	401 311		BOLT - (AN4-11A)	1	
	407 565		WASHER - (AN960-416)	1	
	404 836		NUT - (MS20364-428C)	1	
-65	400 003		BOLT - (AN4-6A)	1	
	407 585		WASHER - (AN960-416)	1	
	404 888		NUT - (MS20365-428C)	1	
-66	424 174		PIN - (MS20392-2C11)	1	
	407 564		WASHER - (AN960-10)	1	
	424 051		PIN - (Cotter (MS24665-132)	1	
-67	404 909		NUT - (MS20365-832C)	2	
-68	400 438		BOLT - (AN3-4A)	2	31T-7400002 to 31T-8120013 incl
	400 437		BOLT - (AN3-3A)	2	31T-8120014 and up
	407 564		WASHER - (AN960-10)	2	31T-7400002 to 31T-8120013 incl.
	404 887		NUT - (MS20365-1032C)	2	31T-7400002 to 31T-8120013 incl.
-69	415 537		SCREW - (MS35206-247)	1	
	49999-34		BUSHING - Spacer	1	
-70	407 566		WASHER - (AN960-516)	2	
	404 837		NUT - (MS20364-524C)	2	
-71	51824-02		RING ASSEMBLY - Safety, override	1	
-72	51990-02		COVER ASSEMBLY - Sensor, ground protection	1	
-73	51526-00		STRAP ASSEMBLY - Ground protection warning	1	

When ordering, always specify Part Number, Description and Serial Number of Aircraft

PIPER PARTS CATALOG

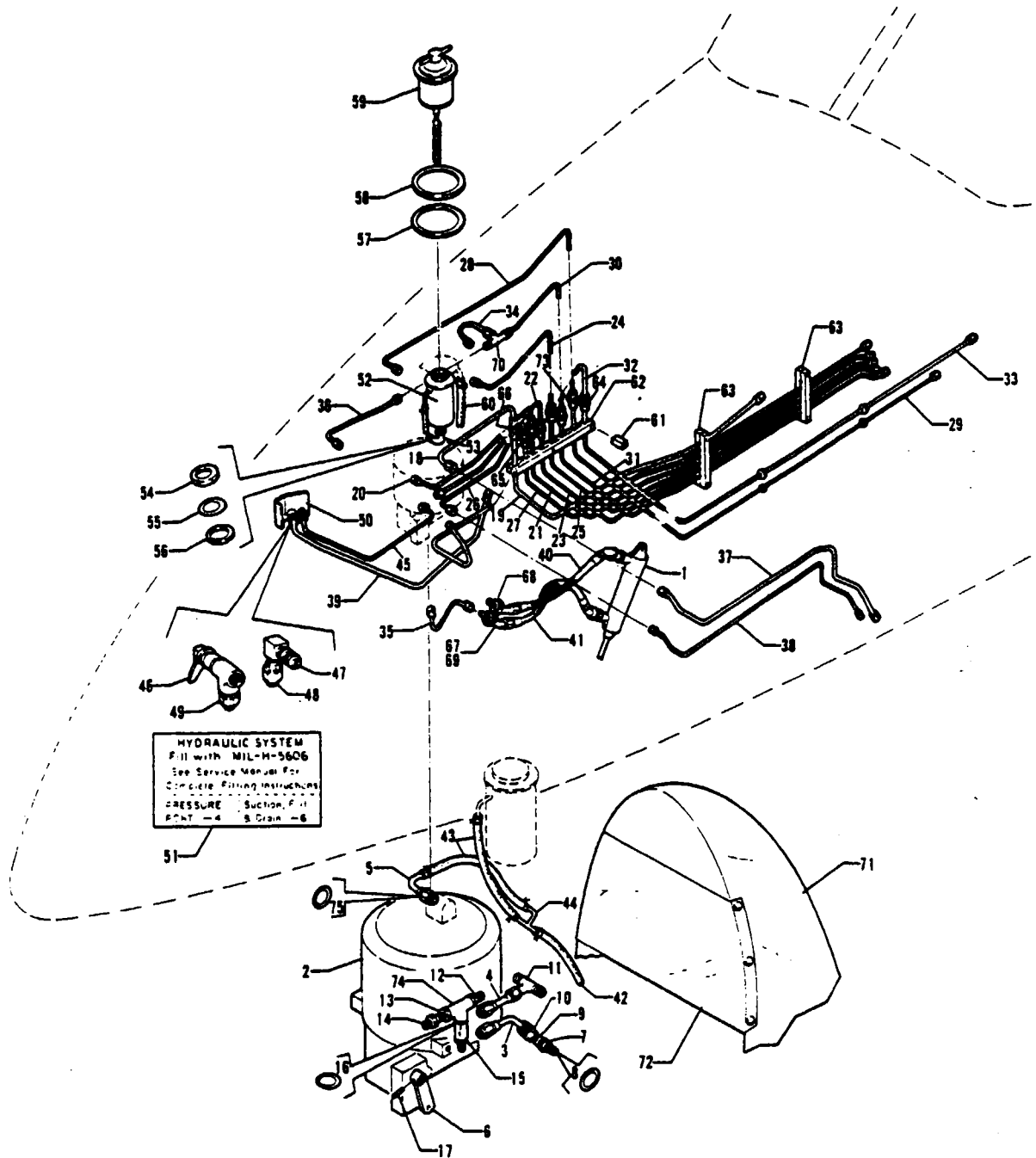


Figure 105 Forward Hydraulic System Installation

PIPER PARTS CATALOG

CODE EXPLANATIONS FOR FIGURE 105

- A - See Figure 108 for component parts
- B - See Figure 110 and 110A for component parts
- C - See Figure 111 and 111A for component parts
- D - Used on PA-31T only
- E - Used on PA-31T with serial numbers 31T-7620008 and up, and PA-31T1
- F - Used on PA-31T Also used on PA-31T1 with serial numbers 31T-7804001 to 31T-8104101 inclusive
- G - Used on PA-31T1 with serial numbers 31T-8304001 to 31T-8304003 inclusive, 31T-1104004 and up

PIPER PARTS CATALOG

Figure and Index Number	Part Number	Code	NOMENCLATURE	No. Req	SERIAL NUMBERS AFFECTED
105-	50872	F	DRAWING - Hydraulic System Installation		
	02103	G	DRAWING - Hydraulic System Installation		
-1	451 826	A	ACTUATOR - (Ozone OAS2923-3)	1	
	451 825	A	ACTUATOR - (Wiebel 2115-1)	1	
-2	481 166	B	POWERPAK - New (Ozone OAS2930-7)	1	
	757 457	B	POWERPAK - Reconditioned (Ozone OAS2930-7)	1	
	481 171	C	POWERPAK - New (Wiebel 2135-1)	1	
-3	45858-00		LINE ASSEMBLY - Hydraulic	1	
-4	45877-00		LINE ASSEMBLY - Hydraulic	1	
-5	46722-00		LINE ASSEMBLY - Hydraulic	1	
-6	40879-07		ARM ASSEMBLY - Powerpak actuating (Ozone)	1	
	763 009		ARM ASSEMBLY - Powerpak actuating (Wiebel)	1	
-7	492 163		CHECK VALVE - (2C5040)	2	
-8	462 027		GASKET - (AN6290-4)	4	
-9	455 422		CROSS - (AN937-D4)	1	
-10	491 050		UNION - (AN815-4D)	2	
-11	488 509		TEE - (AN824-8D)	1	
-12	488 510		UNION - (AN815-4D)	1	
	462 027		GASKET - (AN6290-4)	1	
-13	477 676		NUT - (AN6289-D4)	1	
	462 027		GASKET - (AN6290-4)	1	
	484 752		RING - (AN6291-04)	1	
-14	491 060		UNION - (AN832-4D)	1	
	462 027		GASKET - (AN6290-4)	1	
-15	484 459		RESTRICTOR - Check valve (1143-A0610)	1	
-16	462 027		GASKET - (AN6290-4)	1	
-17	480 705		ROLL PIN - (59-028-125-0500)	1	
-18	45886-00		LINE ASSEMBLY - Hydraulic, engine pump suction	1	
-19	50028-00		LINE ASSEMBLY - Hydraulic, engine pump suction	1	
-20	45862-00	F	LINE ASSEMBLY - Hydraulic, door close	1	
-21	40827-03	F	LINE ASSEMBLY - Hydraulic, door close	1	
-22	45855-00		LINE ASSEMBLY - Hydraulic, gear up	1	
-23	46444-00		LINE ASSEMBLY - Hydraulic, gear up	1	
-24	45861-00	F	LINE ASSEMBLY - Hydraulic, door open	1	
-25	40834-03	F	LINE ASSEMBLY - Hydraulic, door open	1	
-26	45859-00		LINE ASSEMBLY - Hydraulic, engine pump pressure	1	
-27	50152-00		LINE ASSEMBLY - Hydraulic, engine pump pressure	1	
-28	45860-00		LINE ASSEMBLY - Hydraulic, hand pump pressure	1	
-29	40855-00		LINE ASSEMBLY - Hydraulic, hand pump pressure	1	
-30	45845-00		LINE ASSEMBLY - Hydraulic, gear down	1	
-31	46440-00		LINE ASSEMBLY - Hydraulic, gear down	1	
-32	45875-00		LINE ASSEMBLY - Hydraulic, hand pump suction	1	
-33	40852-00		LINE ASSEMBLY - Hydraulic, hand pump suction	1	
-34	45856-00		LINE ASSEMBLY - Hydraulic, gear down	1	
-35	45857-00		LINE ASSEMBLY - Hydraulic, gear up	1	
-36	45868-00		LINE ASSEMBLY - Hydraulic	1	
-37	45883-00	D	LINE ASSEMBLY - Hydraulic suction	1	31T-7400002 to 31T-7620007 incl
	48992-02	E	LINE ASSEMBLY - Hydraulic suction	1	
-38	45885-00		LINE ASSEMBLY - Hydraulic	1	
-39	46138-00		LINE ASSEMBLY - Powerpak drain	1	
-40	17766-03		HOSE ASSEMBLY - Flexible	1	
-41	17766-04		HOSE ASSEMBLY - Flexible	1	
-42	80006-14		TUBE - Reservoir overflow	1	
-43	80006-13		TUBE - Overflow	2	
-44	16632-00		TUBE - Overflow	1	
-45	48032-00		LINE ASSEMBLY - Hydraulic	1	

When ordering, always specify Part Number, Description and Serial Number of Aircraft

PIPER PARTS CATALOG

Figure and Index Number	Part Number	Code	NOMENCLATURE	No. Req.	SERIAL NUMBERS AFFECTED
105-46	492 191		VALVE - Suction, fill (7-1470-3)	1	
-47	492 190		VALVE - Pressure port (2C5836)	1	
-48	454 173		CAP - (AN929-4)	1	
-49	454 299		CAP ASSEMBLY - Pressure seal (AN929-6)	1	
-50	48033-00		BRACKET ASSEMBLY - Hydraulic valve support	1	
-51	48030-00		PLACARD - Hydraulic system	1	
-52	48028-00		RESERVOIR ASSEMBLY - Hydraulic	1	
-53	458 900		* ELBOW - (AN833-4D)	1	
-54	477 676		* NUT - (AN6289-D4)	1	
-55	462 027		* GASKET - (AN6290-4)	1	
-56	484 752		* RING - (AN6291-4)	1	
-57	43840-00		GASKET - Hydraulic reservoir	1	
-58	43712-00		NUT - Hex	1	
-59	44490-00		GAUGE ASSEMBLY - Hydraulic fluid level	1	
-60	19790-35		TUBE	1	
-61	40923-02		BLOCK - Hydraulic tube retaining	2	
-62	40923-03		BLOCK - Hydraulic tube retaining	2	
-63	40919-00		BLOCK - Hydraulic tube retaining	4	
-64	491 051		UNION - (AN815-5D)	1	
-65	491 050	F	UNION - (AN815-4D)	5	
	491 050	G	UNION - (AN815-4D)	3	
-66	491 053		UNION - (AN815-8D)	1	
-67	458 910		ELBOW - 45 degrees (AN837-4D)	2	
	407 568		WASHER - (AN960-716)	2	
	477 618		NUT - (AN924-4D)	2	
-68	40849-02		PLACARD - "Hyd - Gear Down"	1	
-69	40849-03		PLACARD - "Hyd - Gear Up"	1	
-70	488 320		TEE - (AN824-4D)	1	
-71	47063-00	F	COVER ASSEMBLY - Hydraulic powerpak	1	
	01827-02	G	COVER ASSEMBLY - Hydraulic powerpak	1	
-72	47065-00	F	COVER ASSEMBLY - Front, hydraulic powerpak	1	
	47065-03	G	COVER ASSEMBLY - Front, hydraulic powerpak	1	
-73	492 170		VALVE - Check (2C9326)	1	
-74	488 510		TEE - (AN938-D4)	1	
-75	462 029		GASKET - (AN6290-6)	1	

When ordering, always specify Part Number, Description and Serial Number of Aircraft

PIPER PARTS CATALOG

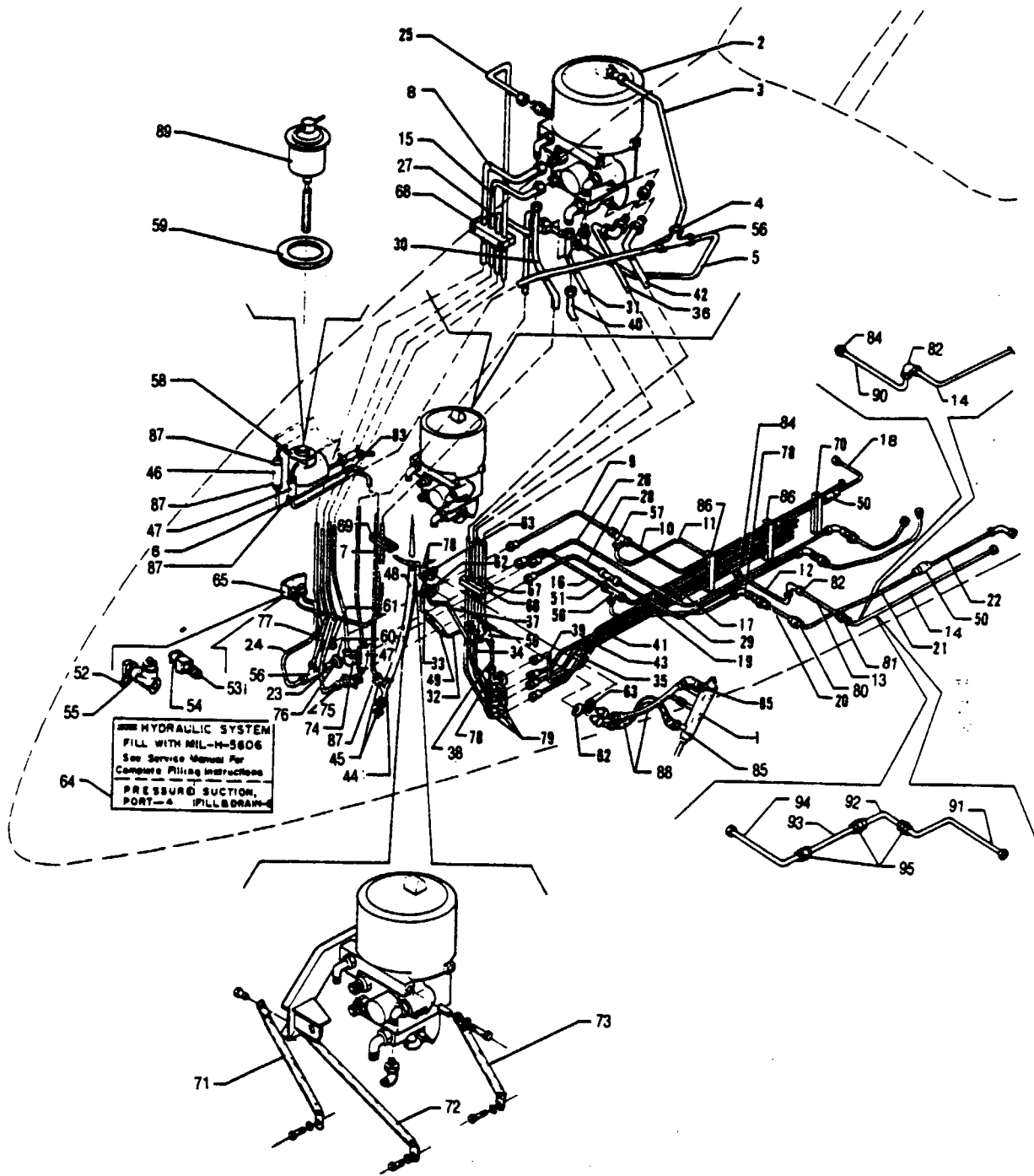


Figure 105A. Forward Hydraulic System Installation

PIPER PARTS CATALOG

CODE EXPLANATIONS FOR FIGURE 105A

- A - See Figure 108 for component parts
- B - See Figure 111 and 111A for component parts
- C - Used on PA-31T2 with serial numbers 31T-8166060, 31T-8166062 to 31T-8166076 inclusive, 31T-1166001 and up

PIPER PARTS CATALOG

Figure and Index Number	Part Number	Code	NOMENCLATURE	No. Req.	SERIAL NUMBERS AFFECTED
105A-	29840		DRAWING - Hydraulic System Installation		
-1	451 826	A	ACTUATOR - (Ozone OAS 2923-3)	1	
	451 825	A	ACTUATOR - (Weibel WTC 2115-1)	1	
-2	59556-03	B	POWERPAK ASSEMBLY	1	
-3	29781-02		LINE ASSEMBLY - Hydraulic, powerpak drain	1	
-4	29786-02		LINE ASSEMBLY - Hydraulic, reservoir drain	1	
-5	29784-02		LINE ASSEMBLY - Hydraulic, drain	1	
-6	29785-02		LINE ASSEMBLY - Hydraulic, reservoir overflow drain	1	
-7	29783-02		LINE ASSEMBLY - Hydraulic, reservoir overflow drain	1	
-8	29763-02		LINE ASSEMBLY - Hydraulic, engine pump suction	1	
-9	29889-02		LINE ASSEMBLY - Hydraulic, engine pump suction	1	
-10	29902-02		LINE ASSEMBLY - Hydraulic, engine pump suction	1	
-11	29903-02		LINE ASSEMBLY - Hydraulic, engine pump suction	1	
-12	81546-02		LINE ASSEMBLY - Hydraulic, engine pump suction	1	31T-8166001 to 31T-8166054 incl.
-13	80024-58		LINE ASSEMBLY - Hydraulic, engine pump suction	1	31T-8166001 to 31T-8166054 incl.
-14	29911-02		LINE ASSEMBLY - Hydraulic, engine pump suction	1	31T-8166001 to 31T-8166059 incl and 31T-8166061
-15	29767-02		LINE ASSEMBLY - Hydraulic, engine pump pressure	1	
-16	29896-02		LINE ASSEMBLY - Hydraulic, engine pump pressure	1	
-17	29898-02		LINE ASSEMBLY - Hydraulic, engine pump pressure	1	
-18	29912-02		LINE ASSEMBLY - Hydraulic, engine pump pressure	1	
-19	29901-02		LINE ASSEMBLY - Hydraulic, engine pump pressure	1	
-20	80024-59		LINE ASSEMBLY - Hydraulic, engine pump pressure	1	
-21	29909-02		LINE ASSEMBLY - Hydraulic, engine pump pressure	1	
-22	29913-02		LINE ASSEMBLY - Hydraulic, engine pump pressure	1	
-23	58961-40		LINE ASSEMBLY - Hydraulic, engine pump pressure	1	
-24	29753-02		LINE ASSEMBLY - Hydraulic, engine pump pressure	1	
-25	29768-02		LINE ASSEMBLY - Hydraulic, hand pump suction	1	
-26	29897-02		LINE ASSEMBLY - Hydraulic, hand pump suction	1	
-27	29759-02		LINE ASSEMBLY - Hydraulic, hand pump pressure	1	
-28	29896-02		LINE ASSEMBLY - Hydraulic, hand pump pressure	1	
-29	29899-02		LINE ASSEMBLY - Hydraulic, hand pump pressure	1	
-30	29755-02		LINE ASSEMBLY - Hydraulic, drain	1	
-31	29758-02		LINE ASSEMBLY - Hydraulic, gear up	1	
-32	29754-02		LINE ASSEMBLY - Hydraulic, gear up	1	
-33	29732-02		LINE ASSEMBLY - Hydraulic, gear up	1	
-34	29771-02		LINE ASSEMBLY - Hydraulic, gear up	1	
-35	29905-02		LINE ASSEMBLY - Hydraulic, gear up	1	
-36	29757-02		LINE ASSEMBLY - Hydraulic, gear down	1	
-37	81507-02		LINE ASSEMBLY - Hydraulic, gear down	1	
-38	29769-02		LINE ASSEMBLY - Hydraulic, gear down	1	
-39	29904-02		LINE ASSEMBLY - Hydraulic, gear down	1	
-40	29784-02		LINE ASSEMBLY - Hydraulic, door close	1	
-41	29906-02		LINE ASSEMBLY - Hydraulic, door close	1	
-42	29756-02		LINE ASSEMBLY - Hydraulic, door open	1	
-43	29907-02		LINE ASSEMBLY - Hydraulic, door open	1	
-44	81373-02		TUBE ASSEMBLY - Drain connector	1	
-45	22369-35		TUBE - Plastic, drain	2	
-46	13586-99		TUBE - Plastic, drain	1	
-47	16633-48		HOSE - Flexible, drain	2	
-48	82371-161		HOSE - Flexible, E C.U and hydraulic barrier drain	1	

When ordering, always specify Part Number, Description and Serial Number of Aircraft

PIPER PARTS CATALOG

Figure and Index Number	Part Number	Code	NOMENCLATURE	No. Req.	SERIAL NUMBERS AFFECTED
105A-49	484 459		RESTRICTOR - (1143-A0610)	1	
-50	492 163		VALVE - Check (2C5040)	2	
-51	492 170		VALVE - Check (2C9326)	1	
-52	492 191		VALVE - Suction fill (7-1470-3)	1	
-53	492 190		VALVE - Pressure port (2C5836)	1	
-54	454 173		CAP ASSEMBLY - Pressure seal (AN929-4)	1	
-55	454 299		CAP ASSEMBLY - Pressure seal (AN929-6)	1	
-56	488 320		TEE - (AN824-4D)	6	
-57	488 509		TEE - (AN824-8D)	1	
-58	70974-02		RESERVOIR ASSEMBLY - Hydraulic	1	
-59	43712-00		NUT - Hex	1	
-60	40849-06		PLACARD - Hydraulic pressure	1	
-61	40849-10		PLACARD - Hydraulic suction	1	
-62	40849-02		PLACARD - Hydraulic gear down	2	
-63	40849-03		PLACARD - Hydraulic gear up	2	
-64	48030-00		PLACARD - Hydraulic system	1	
-65	48033-06		BRACKET - Hydraulic valve support	1	
-66	29932-02		BLOCK - Hydraulic line retaining	1	
-67	29932-03		BLOCK - Hydraulic line retaining	2	
-68	29932-04		BLOCK - Hydraulic line retaining	2	
-69	81562-02		BLOCK - Hydraulic line retaining	2	
-70	29919-02		BLOCK - Hydraulic line retaining	2	
-71	70689-02		SUPPORT - Powerpak	1	
-72	70688-02		SUPPORT - Powerpak	1	
-73	82016-02		SUPPORT - Powerpak	1	
-74	458 878		ELBOW - (AN833-5D)	1	
	407 569		WASHER - (AN960-816)	1	
	477 623		NUT - (AN924-5D)	1	
-75	491 059		UNION - (AN832-3D)	1	
	407 567		WASHER - (AN960-816)	1	
	477 617		NUT - (AN924-3D)	1	
-76	491 060		UNION - (AN832-4D)	1	
	407 568		WASHER - (AN960-716)	1	
	477 618		NUT - (AN924-4D)	1	
-77	458 906		ELBOW - (AN833-8D)	1	
	407 573		WASHER - (AN960-1216)	1	
	477 621		NUT - (AN924-8D)	1	
-78	458 900		ELBOW - (AN833-4D)	4	
	407 568		WASHER - (AN960-716)	4	
	477 618		NUT - (AN924-4D)	4	
-79	458 910		ELBOW - (AN837-4D)	3	
	407 568		WASHER - (AN960-716)	3	
	477 618		NUT - (AN924-4D)	3	
-80	491 050		UNION - (AN815-4D)	1	
-81	491 053		UNION - (AN815-8D)	1	31T-8166001 to 31T-8166054 incl
-82	458 881		ELBOW - (AN821-8D)	1	31T-8166001 to 31T-8166059 incl and 31T-8166061
-83	458 882		ELBOW - (AN821-6D)	1	
-84	491 074		UNION - (AN832-8D)	1	
	407 573		WASHER - (AN960-1216)	1	
	477 621		NUT - (AN924-8D)	1	
-85	458 910		ELBOW - (AN837-4D)	2	
	477 676		NUT - (AN6289-D4)	2	
	462 027		GASKET - (AN6290-4)	2	
	484 752		RING - (AN6291-4)	2	

When ordering, always specify Part Number, Description and Serial Number of Aircraft

PIPER PARTS CATALOG

Figure and Index Number	Part Number	Code	NOMENCLATURE	No. Req.	SERIAL NUMBERS AFFECTED
105A-86	40919-00		BLOCK - Hydraulic line retaining	4	
-87	454 983		CLAMP - (SAE TY E-8)	10	
-88	39995-25		HOSE ASSEMBLY - Flexible	2	
-89	70975-02		GAUGE ASSEMBLY - Hydraulic fluid level	1	
-90	01166-02		LINE ASSEMBLY - Hydraulic, engine pump suction	1	31T-8166055 to 31T-8166059 incl and 31T-8166061
-91	01947-02	C	LINE ASSEMBLY - Hydraulic, engine pump suction	1	
-92	01949-02	C	LINE ASSEMBLY - Hydraulic, engine pump suction	1	
-93	80024-64	C	LINE ASSEMBLY - Hydraulic, engine pump suction	1	
-94	01946-02	C	LINE ASSEMBLY - Hydraulic, engine pump suction	1	
-95	491 053	C	UNION - (AN815-8D)	3	

When ordering, always specify Part Number, Description and Serial Number of Aircraft

PIPER PARTS CATALOG

THIS PAGE INTENTIONALLY LEFT BLANK

PIPER PARTS CATALOG

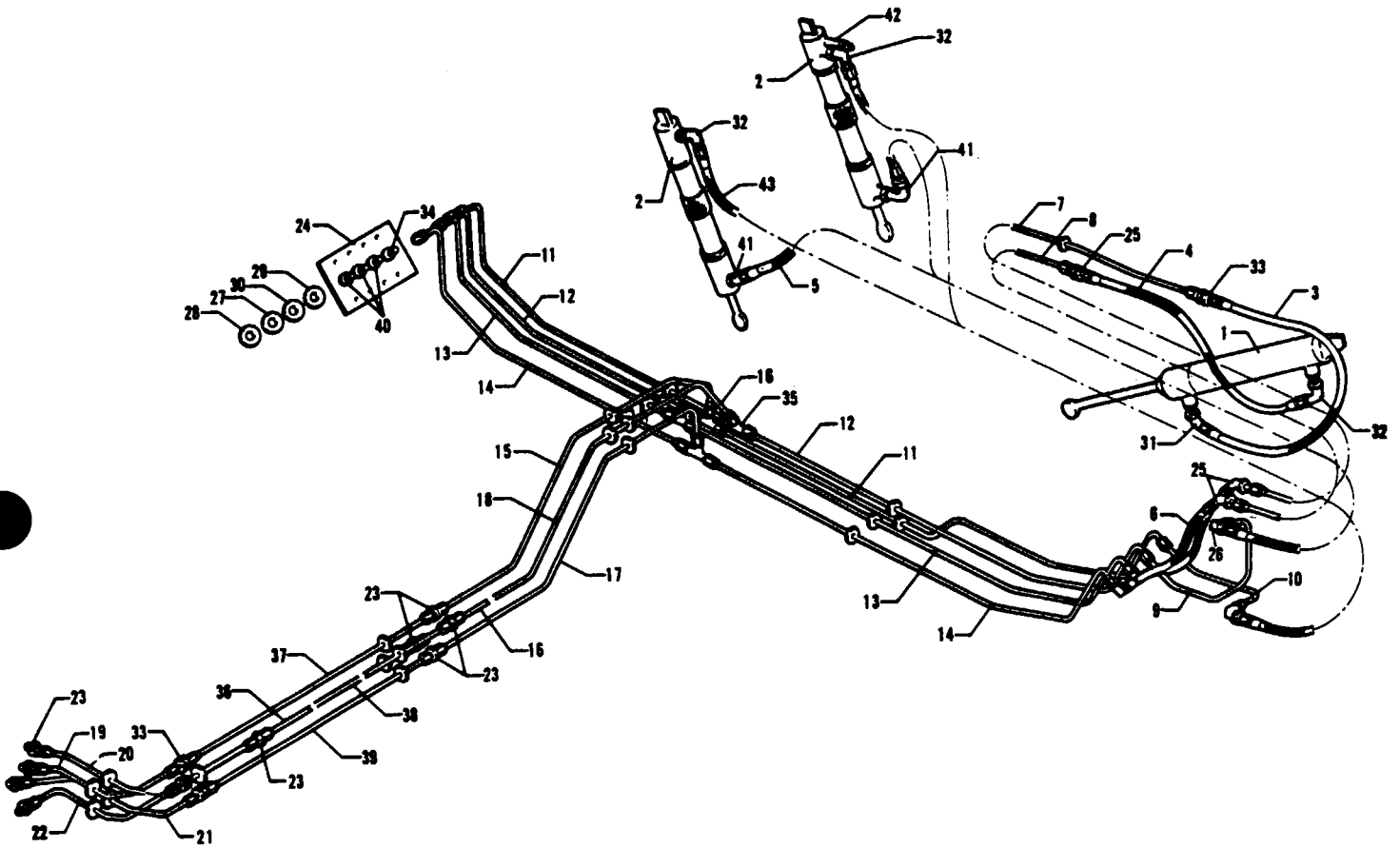


Figure 106. Aft Hydraulic System Installation

REVISED: SEPTEMBER 1981

PA-31T
PA-31T1
PA-31T2

PIPER PARTS CATALOG

CODE EXPLANATIONS FOR FIGURE 106

- A - Used on PA-31T Also used on PA-31T1 with serial numbers 31T-7804001 to 31T-8104101 inclusive
- B - Used on PA-31T1 with serial numbers 31T-8304001 to 31T-8304003, 31T-1104004 and up
- C - Used on PA-31T2 only
- D - See Figure 108 for component parts
- E - Used on PA-31T with serial numbers 31T-7400002 to 31T-8120069 inclusive, PA-31T1 with serial numbers 31T-7804001 to 31T-8104071 inclusive, and PA-31T2 with serial numbers 31T-8166001 to 31T-8166053 inclusive Order part for Code "J" serial numbers if Main Landing Gear Lock Rod Attachment Fork Replacement Kit 764 127 has been installed per Service Letter No 921
- F - Used on PA-31T with serial numbers 31T-8120070 and up, PA-31T1 with serial numbers 31T-8104072 to 31T-8304003 inclusive, 31T-1104004 and up, and PA-31T2 with serial numbers 31T-8166054 to 31T-8166076 inclusive, 31T-1166001 and up Also used on Code "E" serial numbers if Main Landing Gear Lock Rod Attachment Fork Replacement Kit 764 127 has been installed per Service Letter No 921
- G - Used on PA-31T with serial numbers 31T-7400002 to 31T-8120064 inclusive, and PA-31T1 with serial numbers 31T-7804001 to 31T-8104071 inclusive
- H - Used on PA-31T with serial numbers 31T-8120065 and up, and PA-31T1 with serial numbers 31T-8104072 to 31T-8104101 inclusive
- J - Used on PA-31T with serial numbers 31T-8120070 and up, PA-31T1 with serial numbers 31T-8104072 to 31T-8104101 inclusive, and PA-31T2 with serial numbers 31T-8166054 to 31T-8166076 inclusive, 31T-1166001 and up Also used on Code "E" serial numbers if Main Landing Gear Lock Rod Replacement Kit 764 127 has been installed per Service Letter No 921
- K - Used on PA-31T with serial numbers 31T-7400002 and up, PA-31T1 with serial numbers 31T-7804001 to 31T-8104101 inclusive, and PA-31T2
- L - Used on PA-31T and PA-31T1 only

PIPER PARTS CATALOG

Figure and Index Number	Part Number	Code	NOMENCLATURE	No. Req.	SERIAL NUMBERS AFFECTED
106-	50872	A	DRAWING - Hydraulic System Installation		
	02103	B	DRAWING - Hydraulic System Installation		
	29840	C	DRAWING - Hydraulic System Installation		
-1	451 832	D,E	ACTUATOR - (Ozone OAS5107-1)	2	
	451 822	D,E	ACTUATOR - (Wiebel 2145-1)	2	
	552 546	D,J	ACTUATOR - (Wiebel 2145-3)	2	
-2	552 596	B,D	ACTUATOR - (Wiebel 2236-1)	2	
	455 946	A,D	CYLINDER - Hydraulic lock (Ozone OAS 2924-3)	2	
	455 961	A,D	CYLINDER - Hydraulic lock (Weibel WTC 2114-1)	2	
-3	551 971	C,D	CYLINDER - Hydraulic lock (Weibel WTC 2218-1)	2	
	17766-27		HOSE ASSEMBLY - Flexible	2	
	17766-91		HOSE ASSEMBLY - Flexible	2	
-5	17766-04	G	HOSE ASSEMBLY - Flexible	2	
	17766-114	H	HOSE ASSEMBLY - Flexible	2	
	17766-31	C	HOSE ASSEMBLY - Flexible, left	1	
-6	39999-25	C	HOSE ASSEMBLY - Flexible, right	1	
	17766-02		HOSE ASSEMBLY - Flexible	4	
	40848-00		LINE ASSEMBLY - Hydraulic, left	1	
-7	40848-01		LINE ASSEMBLY - Hydraulic, right	1	
	40841-00		LINE ASSEMBLY - Hydraulic, left	1	
-8	40841-01		LINE ASSEMBLY - Hydraulic, right	1	
	40832-00	K	LINE ASSEMBLY - Hydraulic, door close	2	
-10	40836-00	K	LINE ASSEMBLY - Hydraulic, door open, left	1	
	40836-01	K	LINE ASSEMBLY - Hydraulic, door open, right	1	
-11	42204-00		LINE ASSEMBLY - Hydraulic, door open, left	1	
	01908-02		LINE ASSEMBLY - Hydraulic, door open, right	1	
-12	40830-08		LINE ASSEMBLY - Hydraulic, door close, left	1	
	01961-02		LINE ASSEMBLY - Hydraulic, door close, right	1	
-13	40830-09		LINE ASSEMBLY - Hydraulic, gear down, left	1	
	40830-02		LINE ASSEMBLY - Hydraulic, gear down, right	1	
-14	40830-07		LINE ASSEMBLY - Hydraulic, gear up, left	1	
	40830-03		LINE ASSEMBLY - Hydraulic, gear up, right	1	
-15	48310-00	K	LINE ASSEMBLY - Hydraulic, door open	1	
-16	48309-00	K	LINE ASSEMBLY - Hydraulic, door close	1	
-17	52858-00		LINE ASSEMBLY - Hydraulic, gear up	1	
-18	52857-00		LINE ASSEMBLY - Hydraulic, gear down	1	
-19	42104-00	K	LINE ASSEMBLY - Hydraulic, door open	1	
-20	40828-00	K	LINE ASSEMBLY - Hydraulic, door close	1	
-21	42103-00		LINE ASSEMBLY - Hydraulic, gear up	1	
-22	42102-00		LINE ASSEMBLY - Hydraulic, gear down	1	
-23	491 050	K	UNION - (AN815-4D)	9	
	491 050	B	UNION - (AN815-4D)	4	
-24	43876-02		PLATE - Hydraulic line attachment	2	
-25	458 910		ELBOW - 45 degrees (AN837-4D)	6	
	477 618		NUT - (AN924-4D)	6	
	407 568		WASHER - (AN960-716)	6	
-26	458 900	K	ELBOW - 90 degrees (AN833-4D)	4	
	477 618	K	NUT - (AN924-4D)	4	
	407 568	K	WASHER - (AN960-716)	4	
-27	40849-02		PLACARD - "Hyd - Gear down"	4	
-28	40849-03		PLACARD - "Hyd - Gear up"	4	
-29	40849-04	K	PLACARD - "Hyd - Door open"	4	
-30	40849-05	K	PLACARD - "Hyd - Door close"	4	

When ordering, always specify Part Number, Description and Serial Number of Aircraft

PIPER PARTS CATALOG

Figure and Index Number	Part Number	Code	NOMENCLATURE	No. Req.	SERIAL NUMBERS AFFECTED
106-31	458 910		ELBOW - (AN837-4D)	2	
	477 676		NUT - (AN6289-D4)	2	
	462 027		GASKET - (AN6290-4)	2	
	484 752		RING - (AN6291-4)	2	
-32	458 900	K	ELBOW - (AN833-4D)	4	
	458 900	B	ELBOW - (AN833-4D)	2	
	477 676	K	NUT - (AN6289-D4)	4	
	477 676	B	NUT - (AN6289-D4)	2	
	462 027	K	GASKET - (AN6290-4)	4	
	462 027	B	GASKET - (AN6290-4)	2	
	484 752	K	RING - (AN6291-4)	4	
	484 752	B	RING - (AN6291-4)	2	
-33	491 060	K	UNION - (AN832-4D)	5	
	491 060	B	UNION - (AN832-4D)	4	
	407 568	K	WASHER - (AN960-716)	5	
	407 568	B	WASHER - (AN960-716)	4	
	477 618	K	NUT - (AN924-4D)	5	
	477 618	B	NUT - (AN924-4D)	4	
-34	458 910	K	ELBOW - (AN837-4D)	2	
	407 139	K	WASHER - (AN936-A716)	2	
	477 618	K	NUT - (AN924-4D)	2	
-35	488 320	K	TEE - (AN824-4D)	4	
	488 320	B	TEE - (AN824-4D)	2	
-36	80024-15	A	TUBE ASSEMBLY - Hydraulic, door close	1	
	80024-53	C	TUBE ASSEMBLY - Hydraulic, door close	1	
-37	80024-16	A	TUBE ASSEMBLY - Hydraulic, door open	1	
	80024-54	C	TUBE ASSEMBLY - Hydraulic, door open	1	
-38	80024-18	L	TUBE ASSEMBLY - Hydraulic, gear down	1	
	80024-55	C	TUBE ASSEMBLY - Hydraulic, gear down	1	
-39	80024-19	L	TUBE ASSEMBLY - Hydraulic, gear up	1	
	80024-56	C	TUBE ASSEMBLY - Hydraulic, gear up	1	
-40	458 900	K	ELBOW - (AN833-4D)	6	
	458 900	B	ELBOW - (AN833-4D)	4	
	407 139	K	WASHER - (AN936-A716)	6	
	407 139	B	WASHER - (AN936-A716)	4	
	477 618	K	NUT - (AN924-4D)	6	
	477 618	B	NUT - (AN924-4D)	4	
-41	458 910	A	ELBOW - (AN837-4D)	2	
	458 900	C	ELBOW - (AN833-4D)	2	
	477 676		NUT - (AN6289-D4)	2	
	462 027		GASKET - (AN6290-4)	2	
	484 752		RING - (AN6291-4)	2	
-42	484 351	C	REDUCER - (AN919-2D)	2	
	462 026	C	GASKET - (AN6290-3)	2	
-43	17766-02	G	HOSE ASSEMBLY - Flexible	2	
	17766-115	H	HOSE ASSEMBLY - Flexible	2	
	17766-02	C	HOSE ASSEMBLY - Flexible	2	

When ordering, always specify Part Number, Description and Serial Number of Aircraft

PIPER PARTS CATALOG

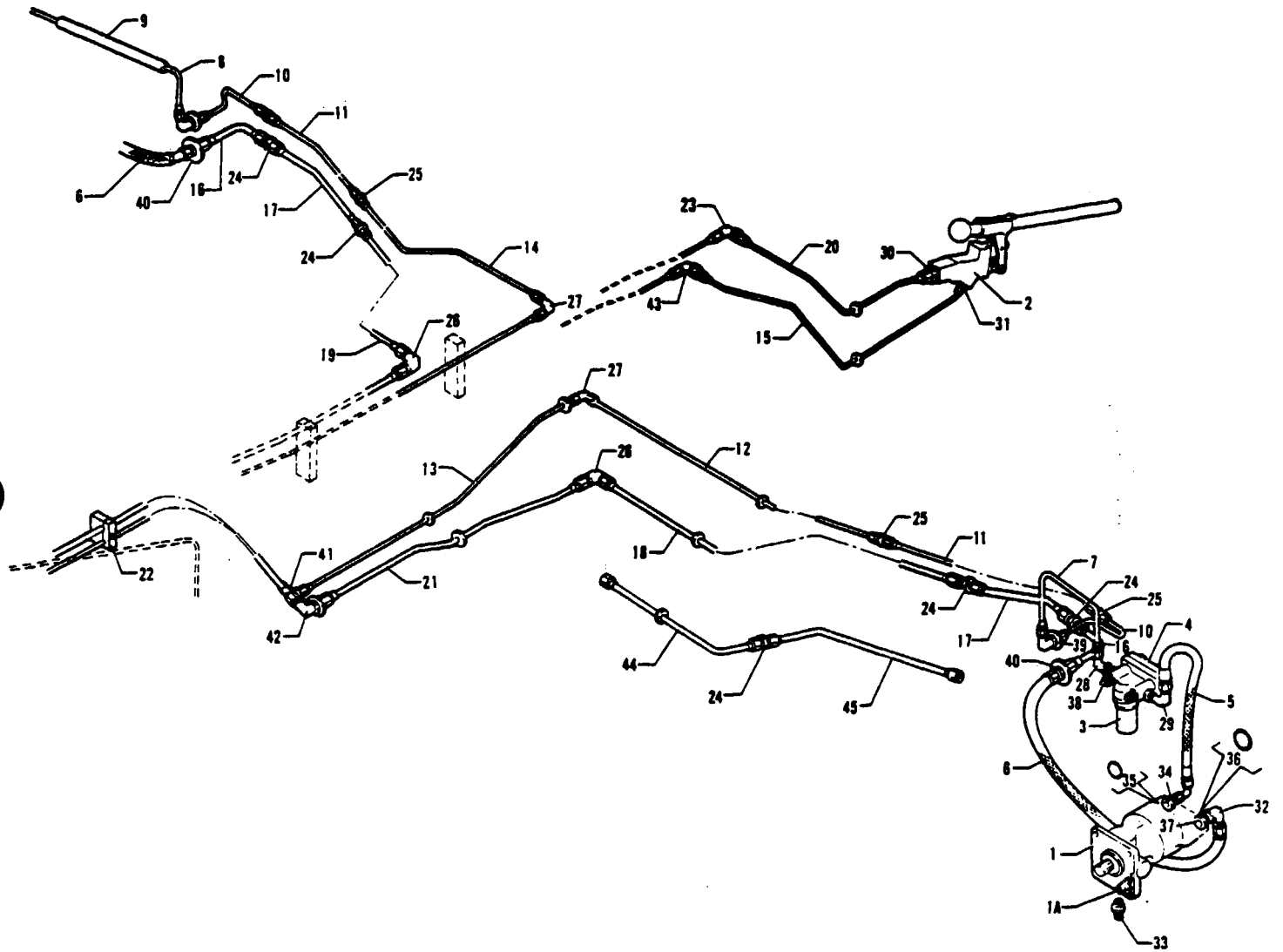


Figure 107. Hydraulic Pumps Installation

PIPER PARTS CATALOG

CODE EXPLANATIONS FOR FIGURE 107

- A - See Figure 109 for component parts
- B - See Figure 108 for component parts
- C - Used on PA-31T Also used on PA-31T1 with serial numbers 31T-7804001 to 31T-8104101 inclusive
- D - Used on PA-31T1 with serial numbers 31T-8304001 to 31T-8304003 inclusive, 31T-1104004 and up
- E - Hydraulic Pump, Part Number 26802-08, and Hydraulic Pump, Part Number 26802-11, are interchangeable on left and right engines

PIPER PARTS CATALOG

Figure and Index Number	Part Number	Code	NOMENCLATURE	No Req	SERIAL NUMBERS AFFECTED
107-	50872	C	DRAWING - Hydraulic System Installation		
	02103	D	DRAWING - Hydraulic System Installation		
-1	26802-08	E	PUMP - (1213-HBG, Type 310)	2	
	26802-11	E	PUMP - (4102-589004)	2	
-1a	462 023		* GASKET - Seal (AN4045-1)	1	
-2	481 717	A	PUMP - Hand (Ozone OAS2950-9)	1	
	481 771	A	PUMP - Hand (Wiebel 2112-1)	1	
-3	460 635	B	FILTER - (AN6234-1)	2	
-4	40920-00		BLOCK - Back-up	4	
-5	39995-24		HOSE ASSEMBLY - Flexible	2	
-6	39995-23		HOSE ASSEMBLY - Flexible, left	1	
	39995-15		HOSE ASSEMBLY - Flexible, right	1	
-7	50477-00		LINE ASSEMBLY - Hydraulic pressure	1	
-8	50478-00		LINE ASSEMBLY - Hydraulic pressure	1	
-9	16633-38		HOSE - Flexible	1	
-10	50154-00		LINE ASSEMBLY - Hydraulic pressure, left	1	
	50154-01		LINE ASSEMBLY - Hydraulic pressure, right	1	
-11	50157-00		LINE ASSEMBLY - Hydraulic pressure, left	1	
	50157-01		LINE ASSEMBLY - Hydraulic pressure, right	1	
-12	40823-00		LINE ASSEMBLY - Hydraulic pressure	1	
-13	45502-00		LINE ASSEMBLY - Hydraulic pressure	1	
-14	50163-00		LINE ASSEMBLY - Hydraulic pressure	1	
-15	52965-00		LINE ASSEMBLY - Hydraulic pressure	1	
-16	51778-02		LINE ASSEMBLY - Hydraulic suction, left	1	
	51778-03		LINE ASSEMBLY - Hydraulic suction, right	1	
-17	80004-20		LINE ASSEMBLY - Hydraulic suction, left	1	
	80004-19		LINE ASSEMBLY - Hydraulic suction, right	1	
-18	40810-00		LINE ASSEMBLY - Hydraulic suction (25 75 in lg)	1	
-19	40805-00		LINE ASSEMBLY - Hydraulic suction	1	
-20	52960-00		LINE ASSEMBLY - Hydraulic suction	1	
-21	40809-00		LINE ASSEMBLY - Hydraulic suction	1	
-22	47158-00		BLOCK ASSEMBLY - Retaining	1	
-23	458 878		ELBOW - 90° (AN833-5D)	1	
	407 569		WASHER - (AN960-816)	1	
	477 623		NUT - (AN924-5D)	1	
-24	491 053		UNION - (AN815-8D)	5	
-25	491 050		UNION - (AN815-4D)	4	
-26	458 881		ELBOW - (AN821-8D)	2	
-27	458 880		ELBOW - (AN821-4D)	2	
-28	50479-00		ELBOW - 90°	2	
	477 713		NUT - (AN6289-4)	2	
	462 027		GASKET - (AN6290-4)	2	
	484 752		RING - (AN6291-4)	2	
-29	458 934		ELBOW - 90° (AN833-4)	2	
	477 713		NUT - (AN6289-4)	2	
	462 027		GASKET - (AN6290-4)	2	
	484 752		RING - (AN6291-4)	2	
-30	491 051		UNION - (AN815-5D)	1	
	462 028		GASKET - (AN6290-5)	1	
-31	491 049		UNION - (AN815-3D)	1	
	462 026		GASKET - (AN6290-3)	1	
-32	458 905		ELBOW - 90° (AN833-8D)	2	
-33	476 648		NIPPLE - (AN816-4D)	2	
	458 891		ELBOW - 45° (AN823-4D)	2	
-34	484 283		REDUCER - (AN919-10D)	1	
-35	462 031		GASKET - (AN6290-8)	4	
-36	484 827		RING - (AN6291-8)	2	
-37	477 733		NUT - (AN6289-D8)	2	

When ordering, always specify Part Number, Description and Serial Number of Aircraft

PIPER PARTS CATALOG

Figure and Index Number	Part Number	Code	NOMENCLATURE	No. Req.	SERIAL NUMBERS AFFECTED
107-38	400 019		BOLT - (AN4-26A)	4	
	407 565		WASHER - (AN960-416)	4	
	404 888		NUT - (MS20365-428C)	4	
-39	458 934		ELBOW - (AN833-4)	2	
	40849-06		PLACARD - "Hydraulic Pressure"	2	
	407 568		WASHER - (AN960-716)	2	
	477 629		NUT - (AN924-4)	2	
-40	491 068		UNION - (AN832-8)	2	
	40849-10		PLACARD - "Hydraulic Suction"	2	
	49979-16		WASHER	2	
	477 691		NUT - (AN924-8)	2	
-41	458 900		ELBOW - 90 degrees (AN833-4D)	1	
	40849-06		PLACARD - "Hydraulic Pressure"	1	
	407 568		WASHER - (AN960-716)	1	
	477 618		NUT - (AN924-4D)	1	
-42	458 905		ELBOW - 90 degrees (AN833-8D)	1	
	40849-10		PLACARD - "Hydraulic Suction"	1	
	407 573		WASHER - (AN960-1216)	1	
	477 621		NUT - (AN924-8D)	1	
-43	458 889		ELBOW - 90 degrees (AN833-3D)	1	
	407 567		WASHER - (AN960-616)	1	
	477 617		NUT - (AN924-3D)	1	
-44	55319-02	C	LINE ASSEMBLY - Hydraulic suction (12.69 in. lg.)	1	
-45	55320-02	C	LINE ASSEMBLY - Hydraulic suction (12.22 in. lg.)	1	

When ordering, always specify Part Number, Description and Serial Number of Aircraft

PIPER PARTS CATALOG

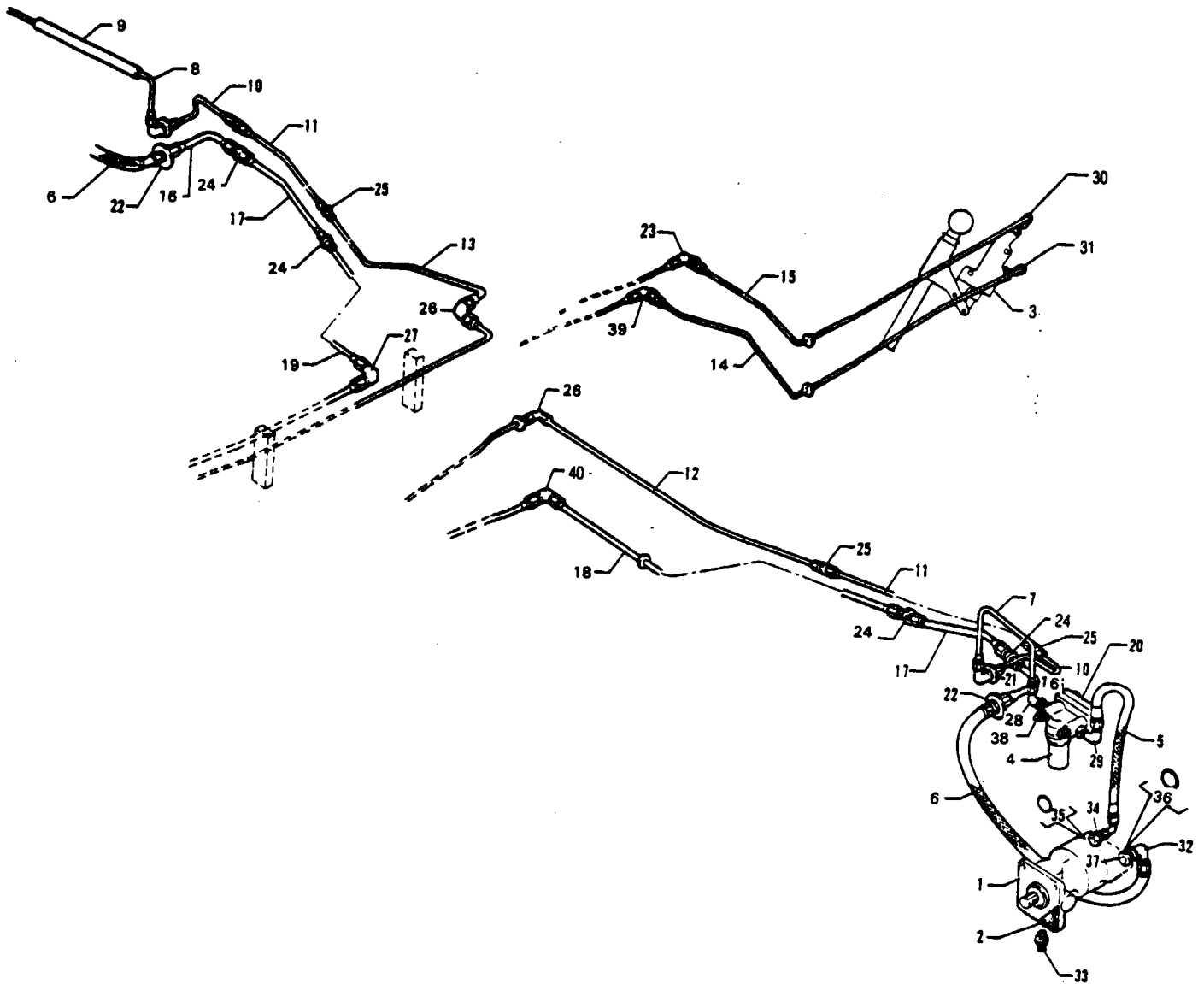


Figure 107A. Hydraulic Pumps Installation

REVISED: OCTOBER 1982

PIPER PARTS CATALOG

CODE EXPLANATIONS FOR FIGURE 107A

- A - See Figure 109 for component parts
- B - See Figure 110 for component parts
- C - Used on PA-31T2 with serial numbers 31T-8166060 31T-8166062 to 31T-8166076 inclusive, 31T-1166001 and up
- D - Hydraulic Pump, Part Number 26802-08, and Hydraulic Pump, Part Number 26802-11, are interchangeable on left and right engines

PIPER PARTS CATALOG

Figure and Index Number	Part Number	Code	NOMENCLATURE	No. Req.	SERIAL NUMBERS AFFECTED
107A-	29840		DRAWING - Hydraulic System Group		
-1	26802-08	D	PUMP - (1213-HBG, Type 310)	2	
	26802-11	D	PUMP - (4102-589004)	2	
-2	462 023		* GASKET - Seal (AN4045-1)	1	
-3	481 717	A	PUMP - Hand (Ozone OAS 2950-9)	1	
	481 771	A	PUMP - Hand (Weibel WTC 2112-1)	1	
-4	460 635	B	FILTER - (AN6234-1)	2	
-5	39995-24		HOSE ASSEMBLY - Flexible	2	
-6	39995-23		HOSE ASSEMBLY - Flexible, left	1	
	39995-15		HOSE ASSEMBLY - Flexible, right	1	
-7	50477-00		LINE ASSEMBLY - Hydraulic pressure	1	
-8	50478-00		LINE ASSEMBLY - Hydraulic pressure	1	
-9	16633-38		HOSE - Flexible	1	
-10	50154-00		LINE ASSEMBLY - Hydraulic pressure, left	1	
	50154-01		LINE ASSEMBLY - Hydraulic pressure, right	1	
-11	50157-00		LINE ASSEMBLY - Hydraulic pressure, left	1	
	50157-01		LINE ASSEMBLY - Hydraulic pressure, right	1	
-12	29914-02		LINE ASSEMBLY - Hydraulic pressure	1	
-13	29908-02		LINE ASSEMBLY - Hydraulic pressure	1	
-14	81785-02		LINE ASSEMBLY - Hydraulic pressure	1	
-15	81784-02		LINE ASSEMBLY - Hydraulic suction	1	
-16	51778-02		LINE ASSEMBLY - Hydraulic suction, left	1	
	51778-03		LINE ASSEMBLY - Hydraulic suction, right	1	
-17	80004-20		LINE ASSEMBLY - Hydraulic suction, left	1	
	80004-19		LINE ASSEMBLY - Hydraulic suction, right	1	
-18	81597-02		LINE ASSEMBLY - Hydraulic suction	1	31T-8166001 to 31T-8166059 incl and 31T-8166061
	01952-02	C	LINE ASSEMBLY - Hydraulic suction	1	
-19	40805-00		LINE ASSEMBLY - Hydraulic suction	1	
-20	40920-00		BLOCK - Back-up	4	
-21	458 934		ELBOW - (AN833-4)	2	
	40849-06		PLACARD - Hydraulic pressure	2	
	407 568		WASHER - (AN960-716)	2	
	477 629		NUT - (AN924-4)	2	
-22	491 068		UNION - (AN832-8)	2	
	40849-10		PLACARD - Hydraulic suction	2	
	49979-16		WASHER	2	
	477 691		NUT - (AN924-8)	2	
-23	458 878		ELBOW - (AN833-5D)	1	
	407 569		WASHER - (AN960-816)	1	
	477 623		NUT - (AN924-5D)	1	
-24	491 053		UNION - (AN815-4D)	4	
-25	491 050		UNION - (AN815-8D)	4	
-26	458 900		ELBOW - (AN833-4D)	2	
	40849-06		PLACARD - Hydraulic pressure	2	
	407 568		WASHER - (AN960-716)	2	
	477 618		NUT - (AN924-4D)	2	
-27	458 881		ELBOW - (AN821-8D)	1	
-28	50479-00		ELBOW	2	
	477 713		NUT - (AN6289-4)	2	
	462 027		GASKET - (AN6290-4)	2	
	484 752		RING - (AN6291-4)	2	
-29	458 934		ELBOW - (AN833-4)	2	
	477 713		NUT - (AN6289-4)	2	
	462 027		GASKET - (AN6290-4)	2	
	484 752		RING - (AN6291-4)	2	

When ordering, always specify Part Number, Description and Serial Number of Aircraft

PIPER PARTS CATALOG

Figure and Index Number	Part Number	Code	NOMENCLATURE	No. Req.	SERIAL NUMBERS AFFECTED
107A-30	458 878		ELBOW - (AN833-5D)	1	
	462 028		GASKET - (AN6290-5)	1	
	477 623		NUT - (AN924-5D)	1	
-31	458 889		ELBOW - (AN833-3D)	1	
	462 026		GASKET - (AN6290-3)	1	
	477 617		NUT - (AN924-3D)	1	
-32	458 905		ELBOW - (AN833-8D)	2	
-33	476 648		NIPPLE - (AN816-4D)	2	
	458 891		ELBOW - (AN823-4D)	2	
-34	484 283		REDUCER - (AN919-10D)	2	
-35	462 031		GASKET - (AN6290-8)	4	
-36	484 827		RING - (AN6291-8)	2	
-37	477 733		NUT - (AN6289-D8)	2	
-38	400 019		BOLT - (AN4-26A)	4	
	407 565		WASHER - (AN960-416)	4	
	404 888		NUT - (MS20365-428C)	4	
-39	458 889		ELBOW - (AN833-3D)	1	
	407 567		WASHER - (AN960-616)	1	
	477 617		NUT - (AN924-3D)	1	
-40	458 881		ELBOW - (AN821-8D)	1	31T-8166001 to 31T-8166059 incl and 31T-8166061
	491 053	C	UNION - (AN815-8D)	1	

When ordering, always specify Part Number, Description and Serial Number of Aircraft

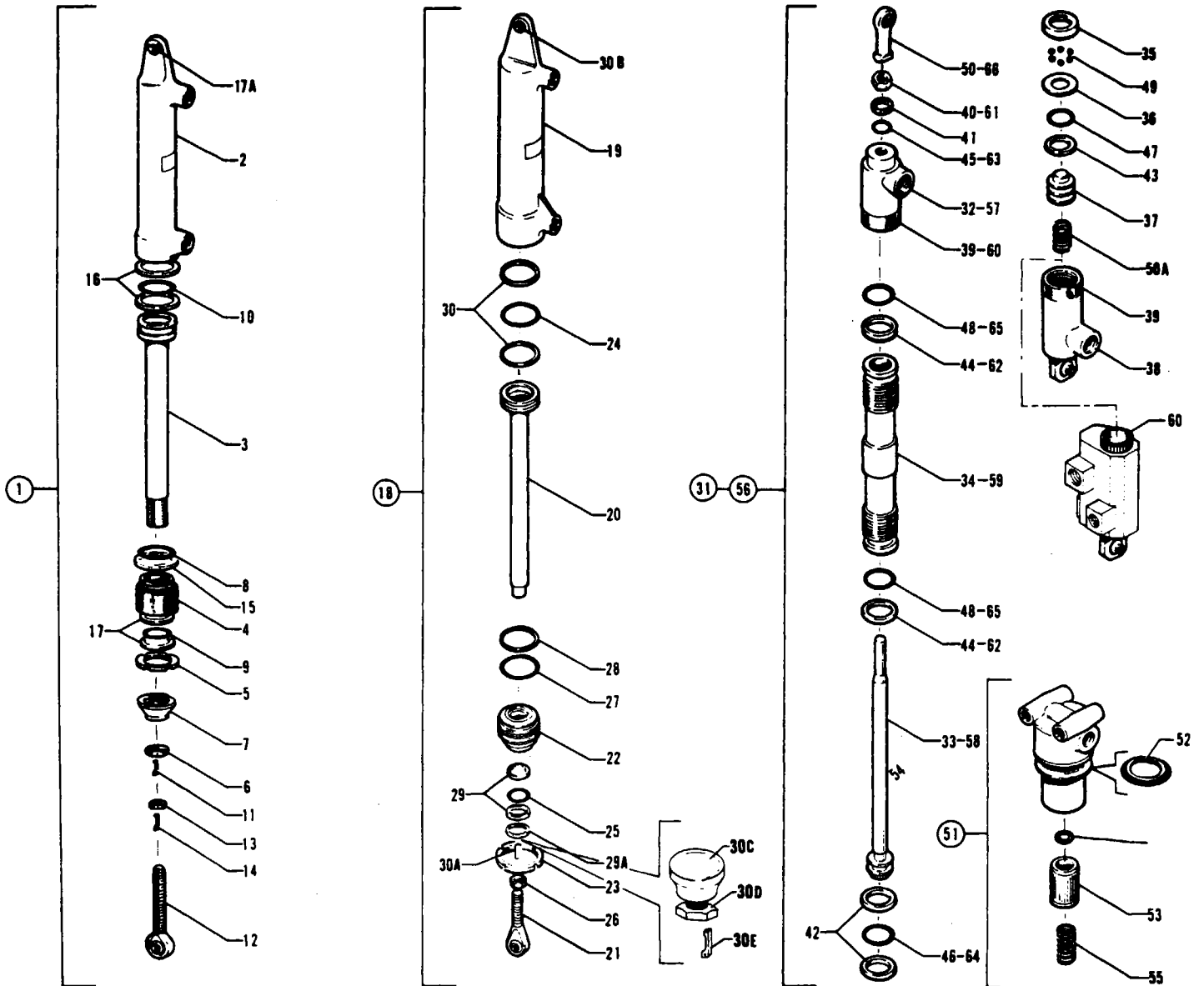


Figure 108 Hydraulic System Components

REVISED MARCH 1984

PA-31T
PA-31T1
PA-31T2

PIPER PARTS CATALOG

CODE EXPLANATIONS FOR FIGURE 108

- A - Used on PA-31T only
- B - Used on PA-31T1 only
- C - Used on PA-31T2 only
- D - Used if Bendix filter is installed
- E - Component of Ozone Assembly
- F - Component of Wiebel Assembly
- G - Used if Purolator filter is installed
- H - Used on PA-31T with serial numbers 31T-7400002 to 31T-8120069 inclusive, PA-31T1 with serial numbers 31T-7804001 to 31T-8104071 inclusive and PA-31T2 with serial numbers 31T-8166001 to 31T-8166053 inclusive. Order part for Code "J" serial numbers if Main Landing Gear Lock Rod Attachment Fork Replacement Kit 764 127 has been installed per Service Letter No 921
- J - Used on PA-31T with serial numbers 31T-8120070 and up, PA-31T1 with serial numbers 31T-8104072 to 31T-8104101 inclusive, and PA-31T2 with serial numbers 31T-8166054 to 31T-8166076 inclusive, 31T-1166001 and up. Also used on Code "H" serial numbers if Main Landing Gear Lock Rod Attachment Fork Replacement Kit 764 127 has been installed per Service Letter No 921
- K - Used on PA-31T1 with serial numbers 31T-8304001 to 31T-8304003 inclusive, 31T-1104004 and up
- L - Used on PA-31T, PA-31T1 with serial numbers 31T-7804001 to 31T-8104101 inclusive, and PA-31T2

PIPER PARTS CATALOG

Figure and Index Number	Part Number	Code	NOMENCLATURE	No. Req.	SERIAL NUMBERS AFFECTED
108-1	451 826		ACTUATOR - Hydraulic (Ozone OAS2923-3)	1	
	451 825		ACTUATOR - Hydraulic (Wiebel WTC2115-1)	1	
-2	757 864	E	* CYLINDER ASSEMBLY - (292310-1)	1	
	763 211	F	* CYLINDER ASSEMBLY - (2115001-1)	1	
-3	757 319	E	* PISTON - (292308-1)	1	
	757 499	F	* PISTON - (2115002-1)	1	
-4	751 916	E	* GLAND - (292309-1)	1	
	763 208	F	* CAP - End (2115003-1)	1	
-5	752 358	E	* LOCKNUT - (292304-1)	1	
-6	752 359	E	* LOCKNUT - (292305-1)	1	
	752 568	F	* NUT - (2115005-1)	1	
-7	756 263	E	* STOP - (292306-1)	1	
	762 313	F	* STOP - (2115006-1)	1	
-8	757 320	E	* PACKING - (MS28775-025)	1	
	752 588	F	* "O" RING - (MS28775-124)	1	
-9	757 223	E	* PACKING - (MS28775-114)	1	
	762 548	F	* RING - Seal (7114FS-160-T)	1	
-10	757 224	E	* PACKING - (MS28775-216)	1	
	762 549	F	* RING - Seal (7216MS-160-T)	1	
-11	754 550		* LOCK - (NAS559-1)	1	
-12	762 554		* ROD END - (MXK-46-16A)	1	
-13	752 526	E	* NUT - (NAS509-6)	1	
	404 528	F	* NUT - (MS21042-6)	1	
-14	752 365	E	* LOCK - (NAS559-2)	1	
	761 115	F	* KEY - (2115004-1)	1	
-15	756 020	E	* RING - Glyd (S-12547-026)	1	
	762 541	F	* RING - Back-up (MS28774-124)	1	
-16	756 021	E	* RING - Back-up (MS28774-216)	2	
-17	756 022	E	* RING - Back-up (MS28774-114)	2	
	762 285	F	* SCRAPER - (S-11065-3)	1	
-17a	453 845		* BUSHING - (NAS77-5-15)	2	
-18	451 832	H	ACTUATOR - Hydraulic (Ozone OAS5107-1)	2	
	451 822	H	ACTUATOR - Hydraulic (Wiebel WTC2145-1)	2	
	552 546	J	ACTUATOR - Hydraulic (Wiebel WTC2145-3)	2	
	552 596	K	ACTUATOR - Hydraulic (Wiebel WTC2236-1)	2	
-19	757 991	E	* CYLINDER ASSEMBLY - (5107001-1)	1	
	763 213	F	* CYLINDER ASSEMBLY - (2145001-1)	1	
-20	757 433	E	* PISTON - (5107002-1)	1	
	763 410	F,L	* PISTON - (2145002-1)	1	
	763 543	F,K	* PISTON - (2236001-1)	1	
-21	762 554	H	* ROD END - (MXK46-16A)	1	
	758 440	J	* ROD END - (HMXX-5)	1	
	758 440	K	* ROD END - (HMXX-5)	1	
-22	755 024	E	* GLAND - (5107003-1)	1	
	763 214	F,L	* CAP - End (2145003-1)	1	
	764 716	F,K	* CAP - End (2236002-1)	1	
-23	752 551	E	* LOCKNUT - (5107005-1)	1	
-24	484 792	E	* PACKING - (MS28775-218)	1	
	762 556	F	* RING - Seal (7218MS-160-T)	1	
-25	757 223	E	* PACKING - (MS28775-114)	1	
	762 548	F,L	* RING - Seal (7114FS-160-T)	1	
	762 637	F,K	* RING - Seal (7115FS-160-T)	1	
-26	404 838	E	* NUT - (MS20364-624)	1	
	404 528	F	* NUT - (MS21042-6)	1	
-27	756 076	E	* PACKING - (MS28775-027)	1	
	752 590	F	* PACKING - (MS28775-125)	1	

When ordering, always specify Part Number, Description and Serial Number of Aircraft

PIPER PARTS CATALOG

Figure and Index Number	Part Number	Code	NOMENCLATURE	No. Req	SERIAL NUMBERS AFFECTED
108-28	756 074	E	* RING - Glyd (S-12068-028)	1	
	762 557	F	* RETAINER - Back-up (MS28774-125)	1	
-29	756 022	E	* RING - Back-up (MS28774-114)	2	
-29a	762 285	F,L	* SCRAPER - (S11065-3)	1	
	764 842	F,K	* SCRAPER - (S11065-4)	1	
-30	756 075	E	* RING - Back-up (MS28774-218)	2	
-30a	761 115	F	* KEY - (2115004-1)	1	
-30b	453 818	E	* BUSHING - (NAS77-5-12)	2	
	453 845	F	* BUSHING - (NAS77-5-15)	2	
-30c	764 843	F,K	* STOP - (2236003-1)	1	
-30d	755 634	F,K	* NUT - (2236004-1)	1	
-30e	754 550	F,K	* LOCK - (NAS559-1)	1	
-31	455 946	A,B	CYLINDER - Lock (Ozone OAS2924-3)	2	
	455 961	A,B	CYLINDER - Lock (Wiebel WTC2114-1)	2	
-32	753 965	E	* CAP - End (292401-101)	1	
	763 209	F	* CAP - End (2114001-1)	1	
-33	757 225	E	* PISTON - (294903-105)	1	
	757 500	F	* PISTON - (2114004-1)	1	
-34	753 444	E	* BARREL - (294902-101)	1	
	758 377	F	* BARREL - (2114003-1)	1	
-35	755 957	E	* RACE - (294904-101)	1	
	762 535	F	* RACE - (2114006-1)	1	
-36	753 216	E	* WASHER - (294905-101)	1	
-37	757 226	E	* PLUNGER - (294906-101)	1	
	763 404	F	* PLUNGER - (2114007-1)	1	
-38	753 966	E	* CLEVIS ASSEMBLY - End (294908-101)	1	
	754 854	F	* FITTING ASSEMBLY - End (2114005-1)	1	
-39	752 508	E	* NUT - (294909-101)	2	
	752 569	F	* NUT - (2114002-1)	2	
-40	754 551	E	* DYNALOCK - (AB0428-SCN3)	1	
	752 570	F	* NUT - Lock (10081 ESLOK)	1	
-41	755 902	E	* RING - Back-up (MS28774-011)	1	
-42	755 958	E	* RING - Back-up (MS28774-111)	2	
-43	755 959	E	* RING - Back-up (MS28774-112)	1	
	762 539	F	* RING - Back-up (MS28774-015)	1	
-44	755 960		* RING - Back-up (MS28774-018)	2	
-45	755 941	E	* PACKING - (MS28775-011)	1	
	762 550	F	* RING - Seal (7011FS-106-T)	1	
-46	757 227	E	* PACKING - (MS28775-111)	1	
	762 551	F	* RING - Seal (7111MS-106-T)	1	
-47	757 228	E	* PACKING - (MS28775-112)	1	
	757 266	F	* "O" RING - (MS28775-015)	1	
-48	757 229		* PACKING - (MS28775-018)	2	
-49	753 445		* BALL - (MS150453)	6	
-50	755 961		* ROD END - (F34-14)	1	
-50a	756 265	E	* SPRING - (294715-1)	1	
	762 308	F	* SPRING - (2114008-1)	1	
-51	460 635		FILTER ASSEMBLY - Oil (AN6234-1)	1	
-52	751 836	G	* GASKET - (AN6290-16)	1	
	751 869	D	* "O" RING - (AN6227-B22)	1	
-53	751 759		* ELEMENT - Filter (AN6235-1A)	1	
-54	484 701		* PACKING - "O" Ring (AN6227-7)	1	
-55	756 164		* SPRING - (572 755)	1	
-56	551 971	C	CYLINDER - Lock (Wiebel WTC2218-1)	2	
-57	763 209		* CAP - End (2114001-1)	1	
-58	757 500		* PISTON - (2114004-1)	1	
-59	758 377		* BARREL - (2114003-1)	1	

When ordering, always specify Part Number, Description and Serial Number of Aircraft

PIPER PARTS CATALOG

Figure and Index Number	Part Number	Code	NOMENCLATURE	No Req	SERIAL NUMBERS AFFECTED
108-60	752 569		* NUT - (2114002-1)	2	
-61	752 570		* NUT - Lock (10081 ESLOK)	1	
-62	755 960		* RING - Back-up (MS28774-018)	2	
-63	762 550		* RING - Seal (7011FS-106-T)	1	
-64	762 551		* RING - Seal (7111MS-106-T)	1	
-65	757 229		* PACKING - (MS28775-018)	2	
-66	452 734		* ROD END - (F34-14-M)	1	

When ordering, always specify Part Number, Description and Serial Number of Aircraft

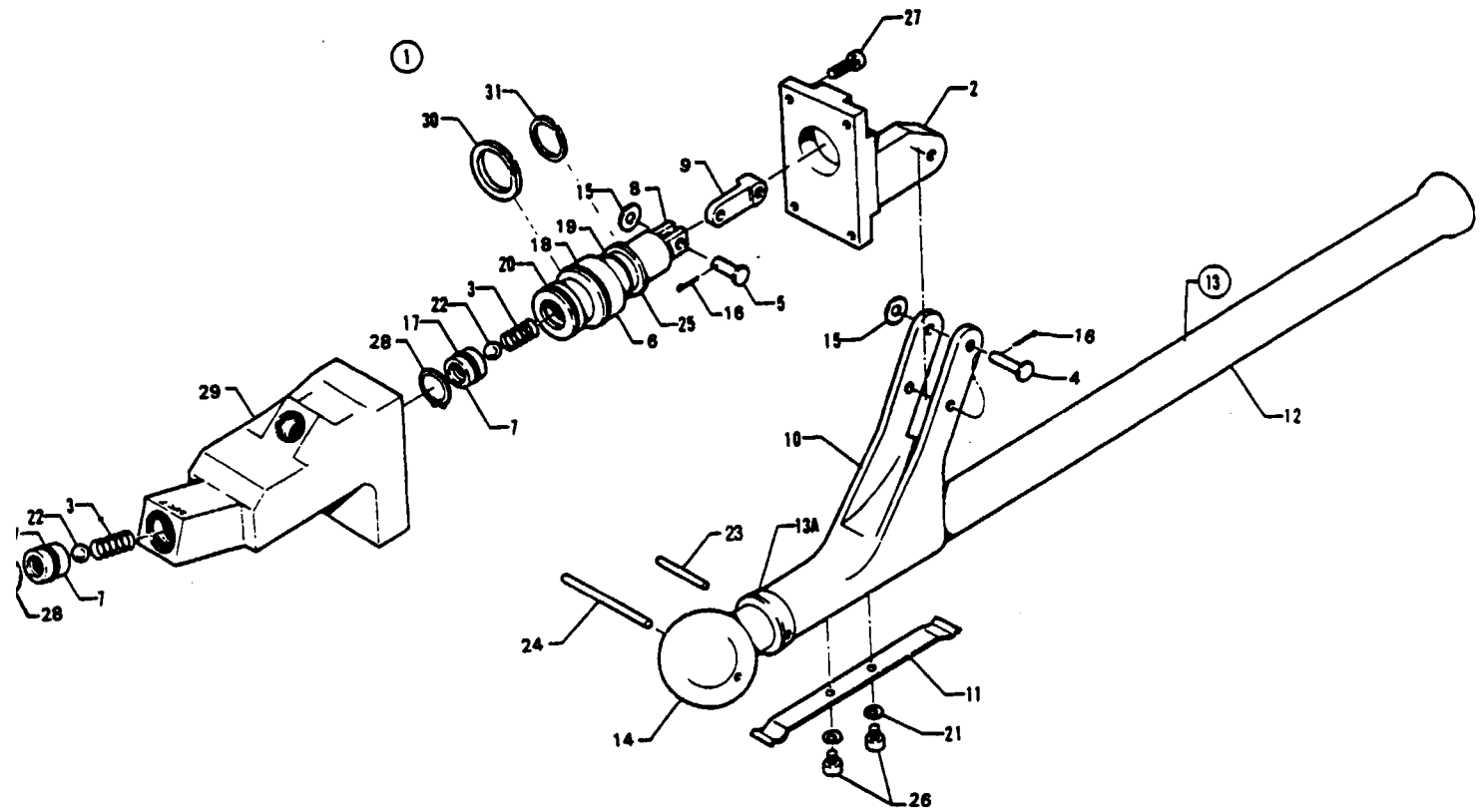


Figure 109 Hydraulic Hand Pump Assembly

REVISED FEBRUARY 1981

PA-31T
PA-31T1
PA-31T2

PIPER PARTS CATALOG

CODE EXPLANATIONS FOR FIGURE 109

- A - Component of Ozone hand pump (OAS2950-9)
- B - Component of Wiebel hand pump (2112-1)

PIPER PARTS CATALOG

Figure and Index Number	Part Number	Code	NOMENCLATURE	No. Req.	SERIAL NUMBERS AFFECTED
109-1	481 717		PUMP - Hand (Ozone OAS2950-9)	1	
	481 771		PUMP - Hand (Wiebel 2112-1)	1	
-2	753 446	A	* BRACKET ASSEMBLY - (295002-1)	1	
	758 386	B	* BRACKET ASSEMBLY - (2112005-1)	1	
-3	756 266	A	* SPRING - (294018-1)	2	
	762 302	B	* SPRING - (2112003-1)	2	
-4	757 230	A	* PIN - (294025-1)	2	
	757 497	B	* PIN - Quick click (3/16 x 750)	2	
-5	757 231	A	* PIN - (294025-3)	1	
	757 496	B	* PIN - Quick click (3/16 x 437)	1	
-6	751 892	A	* GLAND - Packing (294050-1)	1	
	755 055	B	* GLAND - (2112004-1)	1	
-7	756 267	A	* SEAT - (290451-1)	2	
	762 316	B	* SEAT - (2112002-1)	2	
-8	757 232	A	* PLUNGER - (294053-1)	1	
	763 405	B	* PLUNGER - (2112006-1)	1	
-9	752 360	A	* LINK - (294055-1)	1	
	761 205	B	* LINK - (2112007-1)	1	
-10	761 204	B	* LEVER ASSEMBLY - (2112009-1)	1	
-11	762 309	B	* SPRING - (2112010-1)	1	
-12	755 276	B	* HANDLE - (2112008-1)	1	
-13	755 277	A	* HANDLE AND LEVER ASSEMBLY - Hand pump (complete)	1	
-13a	762 314	B	* STOP - (2112011-1)	1	
-14	755 056	B	* GRIP - (2112012-1)	1	
-15	753 217	A	* WASHER - (294079-1)	3	
-16	757 237	A	* PIN - Cotter (MS24665-148)	3	
-17	755 941		* PACKING - (MS28775-011)	2	
-18	757 233		* PACKING - (MS28775-021)	1	
-19	757 223		* PACKING - (MS28775-114)	1	
-20	757 234	A	* PACKING - (MS28775-115)	1	
	762 552	B	* RING - Seal (7115MS-160-T)	1	
-21	753 218	A	* WASHER - (MS122028)	2	
-22	753 484		* BALL - (MS150457)	2	
-23	757 494	B	* PIN - Spring - (MS171532)	1	
-24	757 236		* PIN - Spring - (MS171537)	1	
-25	756 269	A	* SCRAPER - (MS28776-3)	1	
	762 285	B	* SCRAPER - (S-11065-3)	1	
-26	756 270	A	* SCREW - (AN500AD6-3)	2	
	762 292	B	* SCREW - (AN535-4-3)	2	
-27	756 271	A	* SCREW - (NAS608C41-18)	4	
	762 291	B	* SCREW - (NAS1351C4-10)	4	
-28	755 962		* RETAINER - (5000-43H)	2	
-29	758 166	A	* BODY - Hand pump (295001-1)	1	
	758 385	B	* BODY - Hand pump (2112001-1)	1	
-30	762 540	B	* RING - Back-up (MS28774-021)	1	
-31	762 542	B	* RING - Back-up (MS28774-114)	1	

When ordering, always specify Part Number, Description and Serial Number of Aircraft

PIPER PARTS CATALOG

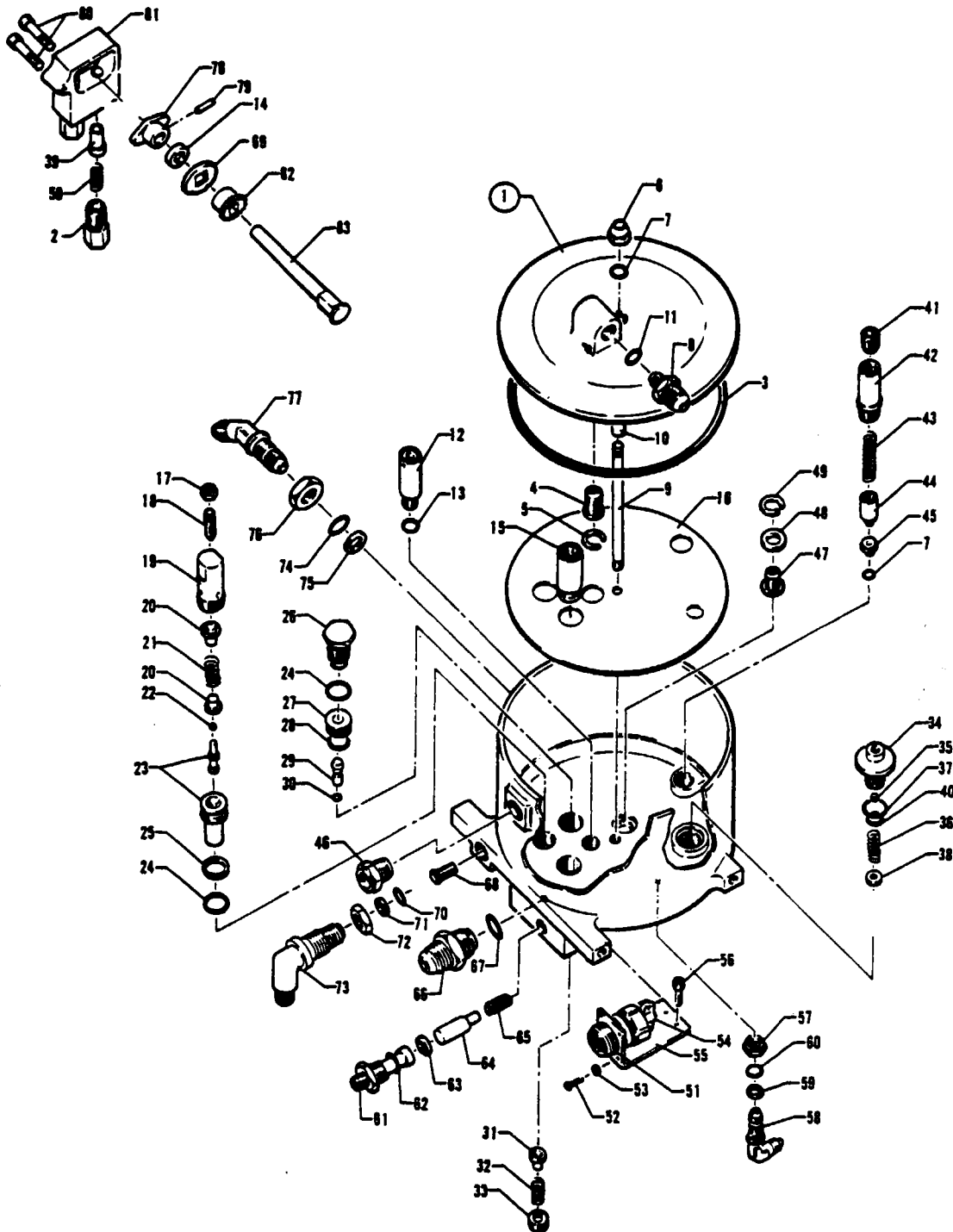


Figure 110. Hydraulic Powerpak Assembly (Ozone)

REVISED: MARCH 1979

PIPER PARTS CATALOG

CODE EXPLANATIONS FOR FIGURE 110

A - See Figure 110A for balance of powerpak components.

PIPER PARTS CATALOG

Figure and Index Number	Part Number	Code	NOMENCLATURE	No. Req.	SERIAL NUMBERS AFFECTED
110-1	481 166	A	POWERPAK ASSEMBLY - New (Ozone OAS2930-7)	1	
	757 457	A	POWERPAK ASSEMBLY - Reconditioned (Ozone OAS2930-7)	1	
-2	757 804		* CAM - (295203-1)	1	
-3	757 262		* PACKING - (MS28775-257)	1	
-4	751 822		* FILTER - (294061-3)	1	
-5	755 980		* RING - Snap (5000-50H)	1	
-6	752 519		* NUT - (294081-1)	1	
-7	757 263		* PACKING - (MS28775-010)	2	
-8	484 353		* REDUCER - (AN919-6D)	1	
-9	755 981		* ROD - (294046-1)	1	
-10	757 502		* SPACER - (294044-1)	1	
-11	482 029		* PACKING - (AN6290-6)	1	
-12	756 511		* VALVE - Vent (OAS2925-1)	1	
-13	757 265		* PACKING - (MS28778-3)	1	
-14	757 533		* SPACER - (294068-1)	1	
-15	751 823		* FILTER ASSEMBLY - (293008-1)	1	
-16	753 479		* BAFFLE - (294042)	1	
-17	752 520		* NUT - (NAS509-5)	1	
-18	757 503		* SCREW - (294032-1)	1	
-19	755 982		* RETAINER - (294033-1)	1	
-20	753 480		* BUTTON - (294034-1)	2	
-21	757 504		* SPRING - (294035-1)	1	
-22	753 481		* BALL - (MS150455)	1	
-23	757 505		* SEAT AND POPPET - (294007-1)	1	
-24	757 266		* PACKING - (MS28775-015)	2	
-25	753 482		* BACK-UP - (MS28774-15)	1	
-26	755 983		* RETAINER ASSEMBLY - (294036-1)	1	
-27	757 506		* SEAT - (294307-1)	1	
-28	757 267		* PACKING - (MS28775-014)	1	
-29	757 285		* POPPET - (294038-1)	1	
-30	757 268		* PACKING - (MS28775-006)	1	
-31	753 483		* BUTTON - (294039-1)	1	
-32	757 507		* SPRING - (294090-1)	1	
-33	755 984		* RETAINER - (294064-1)	1	
-34	755 985		* RETAINER - (294020-1)	1	
-35	753 484		* BALL - (MS150457)	1	
-36	756 266		* SPRING - (294018-1)	1	
-37	757 269		* PACKING - (MS28775-016)	1	
-38	757 509		* SPACER - (294019-1)	1	
-39	757 328		* PLUNGER ASSEMBLY - (293012-1)	2	
-40	757 270		* PACKING - (MS28775-012)	1	
-41	755 986		* RETAINER ASSEMBLY - (294030-1)	1	
-42	753 485		* BODY - (294045-1)	1	
-43	757 524		* SPRING - (294087-1)	1	
-44	757 286		* POPPET - (294091-1)	1	
-45	757 512		* SEAT - (294092-1)	1	
-46	751 900		* GAUGE - Oil (4040)	1	
-47	754 810		* FILTER ASSEMBLY - (293023-1)	1	
-48	757 513		* SPACER - (294062-1)	1	
-49	757 514		* SNAP RING - (CR-62)	1	
-50	757 594		* SPRING - (293013-1)	2	
-51	753 999		* CONNECTOR - (MS2100A-14S-2P)	1	
-52	757 517		* SCREW - (NAS609-448-4)	4	
-53	407 101		* WASHER - (AN935-4)	4	
-54	757 801		* CLAMP - (MS3057-8A)	1	
-55	757 289		* PLATE - Mounting (294074-1)	1	
-56	757 518		* SCREW - (NAS608C3H6)	2	
-57	752 524		* NUT - (AN6289D3)	1	
-58	458 899		* ELBOW - (AN833-3D)	1	

When ordering, always specify Part Number, Description and Serial Number of Aircraft

PIPER PARTS CATALOG

Figure and Index Number	Part Number	Code	NOMENCLATURE	No. Req.	SERIAL NUMBERS AFFECTED
110-59	753 490		BACK-UP - (MS28777-3)	1	
-60	757 285		PACKING - (MS28778-3)	1	
-61	754 801		FITTING - (294066-1)	1	
-62	755 940		PACKING - (MS28778-6)	1	
-63	755 941		PACKING - (MS28775-011)	1	
-64	757 290		PLUNGER - (294065-1)	1	
-65	757 526		SPRING - (294072-1)	1	
-66	491 063		UNION - (AN815-8D)	1	
-67	757 275		PACKING - (MS28778-8)	1	
-68	754 800		FILTER ASSEMBLY - (294061-5)	1	
-69	755 940		PACKING - (MS28778-6)	1	
-70	753 488		BACK-UP - (MS28777-6)	1	
-71	752 521		NUT - (AN6289-D8)	1	
-72	458 901		ELBOW - (AN833-6D)	1	
-73	757 283		PACKING - (MS28777-5)	1	
-74	757 284		PACKING - (MS28778-5)	1	
-75	752 525		NUT - (AN6289-D5)	1	
-76	458 911		ELBOW - (AN837-5D)	1	
-77	757 803		CAM - (294009-1)	1	
-78	757 291		PIN - Spring (MS171528)	1	
-79	757 528		SCREW - (NAS608C4H18)	2	
-80	752 013		HOUSING - (293010-1)	1	
-81	751 902		GEAR - (294063-1)	1	
-82	757 532		SHAFT - (294043-1)	1	
-83	757 327		PLUG ASSEMBLY - (293011-1)	2	

When ordering, always specify Part Number, Description and Serial Number of Aircraft

PIPER PARTS CATALOG

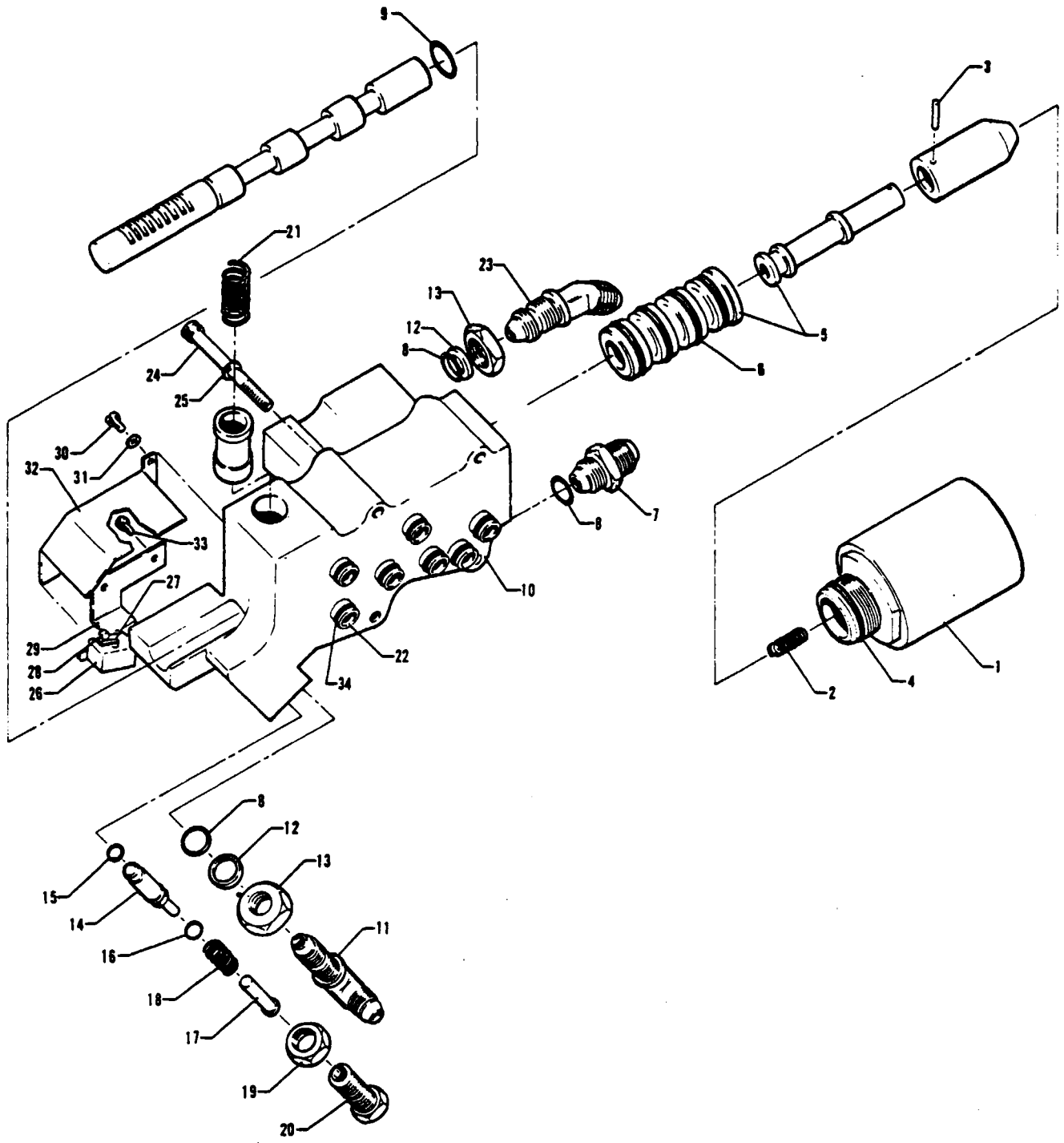


Figure 110A. Hydraulic Powerpak Components (Ozone)

REVISED: MAY 1978

3J1

PA-31T
PA-31T1

PIPER PARTS CATALOG

CODE EXPLANATIONS FOR FIGURE 110A

PIPER PARTS CATALOG

Figure and Index Number	Part Number	Code	NOMENCLATURE	No. Req.	SERIAL NUMBERS AFFECTED
110A-1	757 515		SOLENOID - (294013-3)	1	
-2	757 516		SPRING - (294014-1)	1	
-3	757 288		PIN - (294015-1)	1	
-4	757 229		PACKING - (MS28775-018)	1	
-5	757 519		SLEEVE AND SPOOL - (294016-3)	1	
-6	757 289		PACKING - (MS28775-016)	4	
-7	491 050		UNION - (AN815-4D)	2	
-8	757 278		PACKING - (MS28778-04)	4	
-9	757 277		PACKING - (MS28775-013)	1	
-10	753 790		MANIFOLD ASSEMBLY - (294002-3)	1	
-11	458 900		ELBOW - (AN833-4D)	1	
-12	753 489		BACK-UP - (MS28777-4)	2	
-13	477 876		NUT - (AN6289D4)	2	
-14	757 287		POPPET ASSEMBLY - (294028-1)	1	
-15	757 288		PACKING - (MS28775-008)	1	
-16	757 279		PACKING - (MS28775-008)	1	
-17	751 901		GUIDE - (294088-1)	1	
-18	757 524		SPRING - (294087-1)	1	
-19	752 523		NUT - (NAS509-7)	1	
-20	755 988		RETAINER - (294089-1)	1	
-21	757 510		SPRING - (294017-1)	1	
-22	756 323		TUBE - Transfer (294076-1)	7	
-23	458 910		ELBOW - (AN837-4D)	1	
-24	757 527		SCREW - (NAS608C3H24)	4	
-25	756 810		WASHER - (NAS620C10)	4	
-26	757 529		SWITCH ASSEMBLY - (294070-3)	1	
-27	757 530		STRAP - Mounting (80-160028)	1	
-28	751 281		ACTUATOR - (29407-1)	1	
-29	753 491		BRACKET - (294069-1)	1	
-30	756 270		SCREW - (AN500AD6-3)	2	
-31	753 218		WASHER - (MS122028)	2	
-32	757 802		COVER - (294082-1)	1	
-33	757 537		SCREW - (NAS608C3H6)	2	
-34	755 941		PACKING - (MS28775-011)	15	

When ordering, always specify Part Number, Description and Serial Number of Aircraft

PIPER PARTS CATALOG

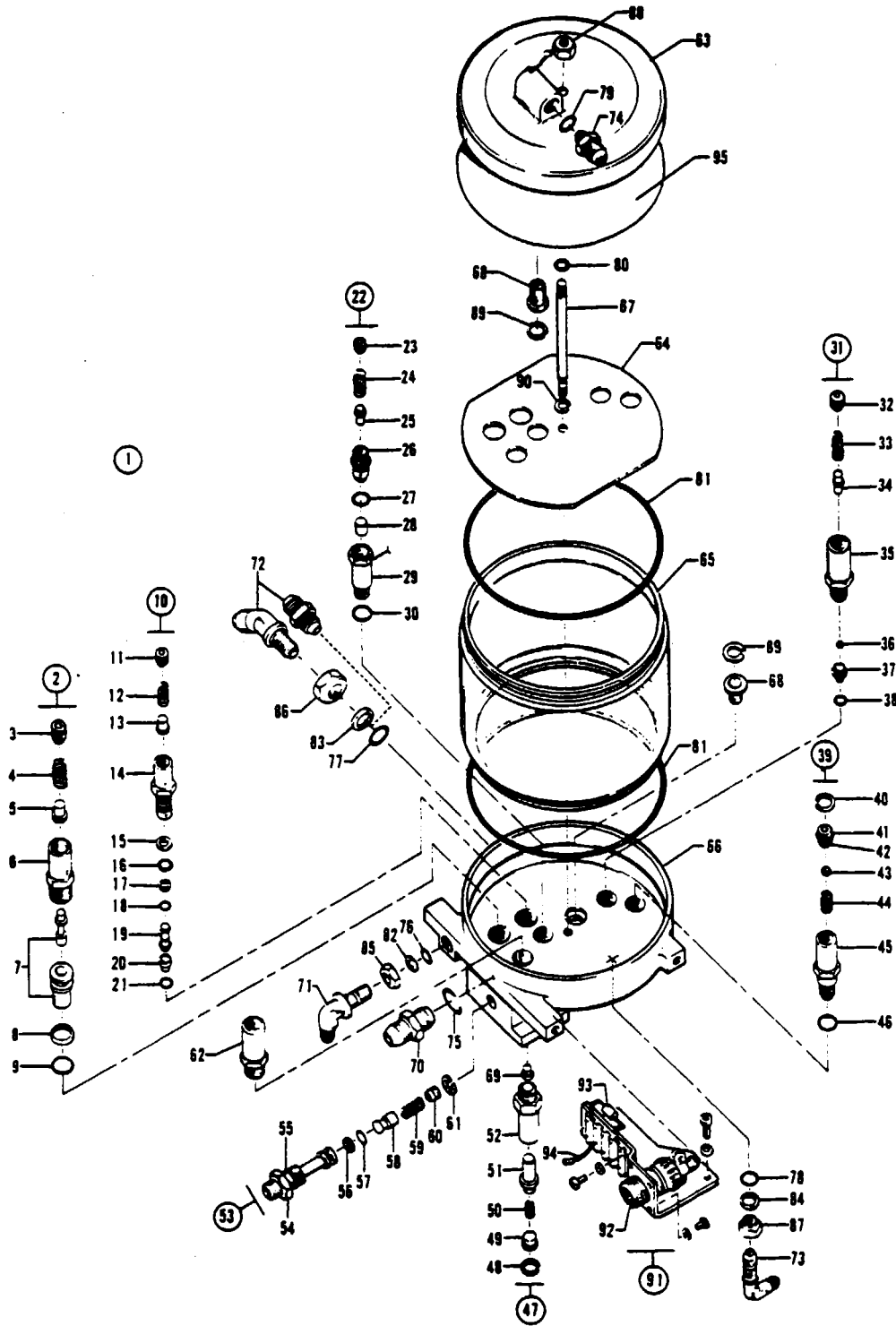


Figure 111 Hydraulic Powerpak Assembly (Wiebel)

PIPER PARTS CATALOG

CODE EXPLANATIONS FOR FIGURE 111

- A - Used on PA-31T only
- B - Used on PA-31T1 only
- C - Used on PA-31T2 only
- D - See Figure 111A for balance of powerpak components

PIPER PARTS CATALOG

Figure and Index Number	Part Number	Code	NOMENCLATURE	No. Req.	SERIAL NUMBERS AFFECTED
111-1	481 171	A,B,D	POWERPAK ASSEMBLY - New (Wiebel 2135-1)	1	
	59556-03	C,D	POWERPAK ASSEMBLY	1	
-2	756 549		* PRIMARY RELIEF VALVE ASSEMBLY - (2135-101)	1	
-3	762 286		* * SCREW - Adjusting (2135008-1)	1	
-4	762 298		* * SPRING - (2135010-1)	1	
-5	758 387		* * BUTTON - Guide (2135009-1)	1	
-6	758 379		* * BODY - Relief valve (2135007-1)	1	
-7	763 408		* * POPPET AND SEAT - (2135006-1)	1	
-8	762 536		* * RETAINER - Back-up (MS28774-13)	1	
-9	757 277		* * "O" RING - (MS28775-013)	1	
-10	756 550		* PRIORITY VALVE ASSEMBLY - (2135-102)	1	
-11	762 286		* * SCREW - Adjusting (2135008-1)	1	
-12	762 299		* * SPRING - (2135012-1)	1	
-13	758 387		* * BUTTON - Guide (2135009-1)	1	
-14	758 380		* * BODY - Priority valve (2135011-1)	1	
-15	762 536		* * RETAINER - Back-up (MS28774-013)	1	
-16	757 277		* * "O" RING - (MS28775-013)	1	
-17	762 537		* * RETAINER - Back-up (MS28774-006)	1	
-18	757 268		* * "O" RING - (MS28775-006)	1	
-19	763 406		* * POPPET - (2135013-1)	1	
-20	762 293		* * SEAT - Poppet (2135014-1)	1	
-21	757 270		* * "O" RING - (MS28775-012)	1	
-22	756 551		* DOOR VENT VALVE ASSEMBLY - (2135-106)	1	
-23	762 287		* * SCREW - Adjusting (2135045-1)	1	
-24	762 300		* * SPRING - (2135044-1)	1	
-25	762 311		* * STEM - Guide (2135043-1)	1	
-26	762 296		* * SLEEVE - (2135042-1)	1	
-27	757 263		* * "O" RING - (MS28775-010)	1	
-28	757 498		* * PISTON - (2135041-1)	1	
-29	758 381		* * BODY - Vent valve (2135040-1)	1	
-30	757 265		* * "O" RING - (MS28778-3)	1	
-31	756 552		* HAND PUMP RELIEF VALVE ASSEMBLY - (2135-107)	1	
-32	762 288		* * SCREW - Adjusting (2135028-1)	1	
-33	762 301		* * SPRING - (2135029-1)	1	
-34	762 312		* * STEM - Guide (2135031-1)	1	
-35	758 382		* * BODY - Relief valve (2135030-1)	1	
-36	753 445		* * BALL - (MS150453)	1	
-37	762 317		* * SEAT - Ball (2135032-1)	1	
-38	755 941		* * "O" RING - (MS28775-011)	1	
-39	756 553		* TIME DELAY CHECK VALVE ASSEMBLY - (2135-105)	1	
-40	755 962		* * RING - Snap (5000-43H)	1	
-41	755 941		* * "O" RING - (MS28775-011)	1	
-42	762 316		* * SEAT - (2112002-1)	1	
-43	753 484		* * BALL - (MS150457)	1	
-44	762 302		* * SPRING - (2112003-1)	1	
-45	758 383		* BODY - Delay valve (2135027-1)	1	
-46	757 265		* * "O" RING - (MS28778-3)	1	
-47	763 204		* CARTRIDGE ASSEMBLY - Handle return (2135-104)	2	
-48	755 980		* * RING - Snap (5000-50H)	1	
-49	758 388		* * BUTTON - Plug (2135024-1)	1	
-50	762 303		* * SPRING - (2135023-1)	1	
-51	763 402		* * PLUNGER - (2135022-1)	1	
-52	758 384		* * BODY - Handle return (2135021-1)	1	
-53	756 554		* ENGINE PUMP CHECK VALVE ASSEMBLY - (2135-108)	1	
-54	754 853		* * FITTING - (2135035-1)	1	
-55	757 266		* * "O" RING - (MS28775-015)	1	
-56	762 536		* * RETAINER - Back-up (MS28774-013)	1	
-57	757 277		* * "O" RING - (MS28775-013)	1	
-58	763 407		* * POPPET - (2135038-1)	1	

When ordering, always specify Part Number, Description and Serial Number of Aircraft

PIPER PARTS CATALOG

Figure and Index Number	Part Number	Code	NOMENCLATURE	No. Req.	SERIAL NUMBERS AFFECTED
111-59	762 304		* * SPRING - (2135037-1)	1	
-60	758 389		* * BUTTON - Plug (2135036-1)	1	
-61	762 546		* * RING - Snap (5000-31H)	1	
-62	754 851		* STAND PIPE FILTER - (2135039-1)	1	
-63	763 210		* COVER - Reservoir (2135004-1)	1	
-64	763 401		* PLATE - Baffle (2135046-1)	1	
-65	762 546		* RESERVOIR - (2135058-1)	1	
-66	758 378		* BODY - Powerpak (2135001-1)	1	
-67	762 553		* ROD - (2135033-1)	1	
-68	754 852		* FILTER - (2135034-1)	2	
-69	762 289		* SCREW - (2135018-1)	2	
-70	491 053		* UNION - (AN815-8D)	1	
-71	458 901		* ELBOW - (AN833-6D)	1	
-72	458 911	A,B	* ELBOW - (AN837-5D)	1	
	491 051	C	* UNION - (AN815-5D)	1	
-73	458 899		* ELBOW - (AN833-3D)	1	
-74	491 050		* UNION - (AN815-4D)	1	
-75	757 275		* "O" RING - (MS28778-8)	1	
-76	755 940		* "O" RING - (MS28778-6)	1	
-77	757 284	A,B	* "O" RING - (MS28778-5)	1	
	462 028	C	* "O" RING - (AN6290-5)	1	
-78	757 265		* "O" RING - (MS28778-3)	1	
-79	757 276		* "O" RING - (MS28778-4)	1	
-80	752 587		* "O" RING - (MS28775-009)	1	
-81	752 589		* "O" RING - (2-257N-304-75)	2	
-82	753 486		* RETAINER - Back-up (MS28777-6)	1	
-83	757 283	A,B	* RETAINER - Back-up (MS28777-5)	1	
-84	753 490		* RETAINER - Back-up (MS28777-3)	1	
-85	752 521		* NUT - (AN6289-D6)	1	
-86	752 525	A,B	* NUT - (AN6289-D5)	1	
-87	752 524		* NUT - (AN6289-D3)	1	
-88	752 520		* NUT - (NAS509-5)	1	
-89	755 980		* RETAINER - Snap ring (5000-50H)	2	
-90	762 547		* RETAINER - Snap ring (5133-37)	1	
-91	758 390		* BRACKET ASSEMBLY - Receptacle and capacitor (2135055-102)	1	
-92	762 555		* * RECEPTACLE ASSEMBLY - (2135055-103)	1	
-93	763 212		* * CAPACITOR ASSEMBLY - (2135055-104)	1	
-94	755 057		* GROUND WIRE ASSEMBLY - (2135055-105)	1	
-95	763 411		* PLATE - Deflector (2135060-1)	1	

When ordering, always specify Part Number, Description and Serial Number of Aircraft

PIPER PARTS CATALOG

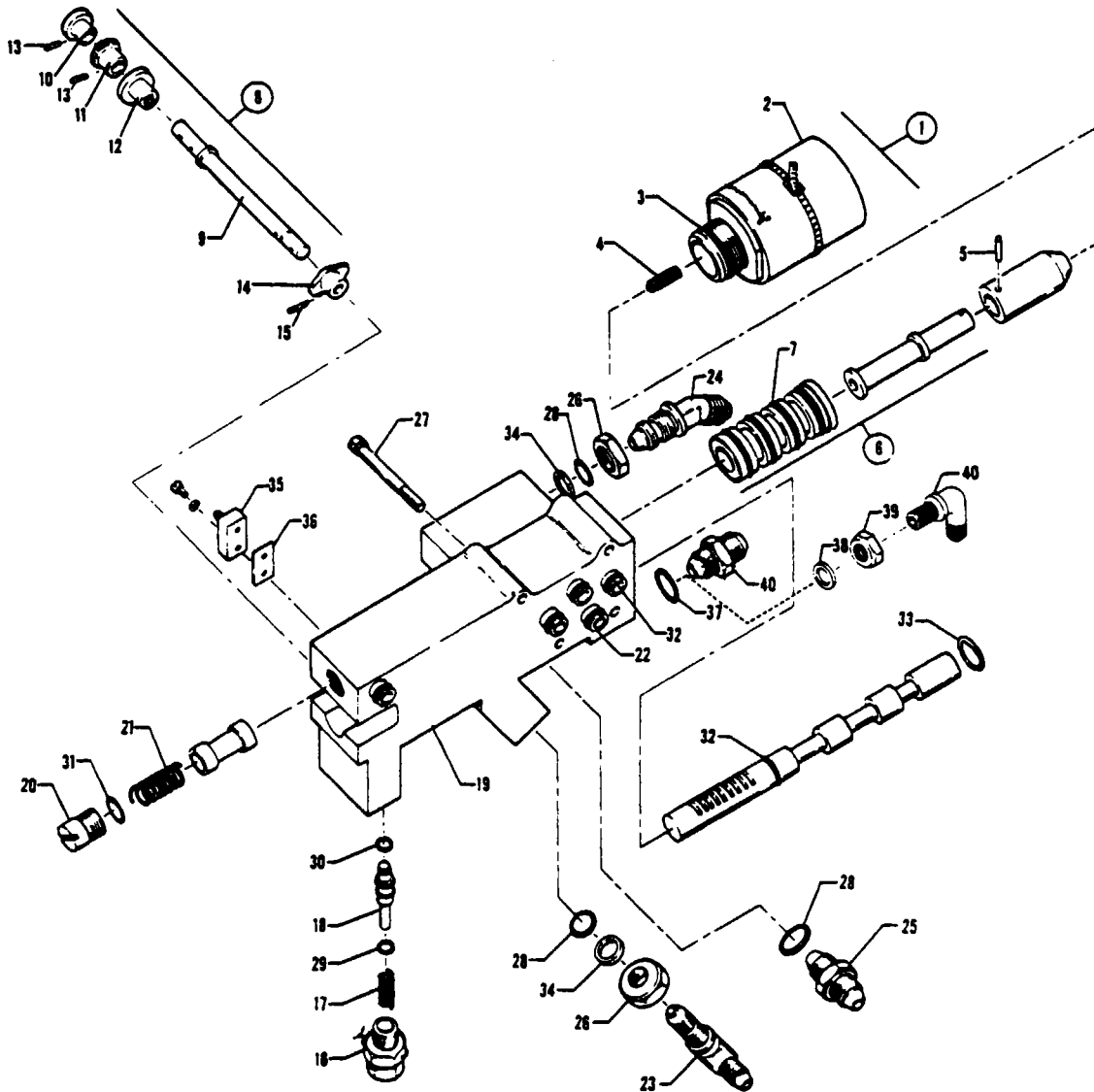


Figure 111A Hydraulic Powerpak Components (Wiebel)

REVISED: FEBRUARY 1981

3J8

PA-31T
PA-31T1
PA-31T2

PIPER PARTS CATALOG

CODE EXPLANATIONS FOR FIGURE 111A

- A - Used on PA-31T only
- B - Used on PA-31T1 only
- C - Used on PA-31T2 only

REVISED: FEBRUARY 1981

3J9

PA-31T
PA-31T1
PA-31T2

PIPER PARTS CATALOG

Figure and Index Number	Part Number	Code	NOMENCLATURE	No. Req.	SERIAL NUMBERS AFFECTED
111A-1	756 555		SOLENOID VALVE ASSEMBLY - (2135-109)	1	
-2	762 310		* SOLENOID ASSEMBLY - (2135015-1)	1	
-3	757 229		* "O" RING - (MS28775-018)	1	
-4	762 305		* SPRING - Plunger return (2135053-1)	1	
-5	757 495		* PIN - (2135054-1)	1	
-6	762 297		* SLEEVE AND SPOOL - (2135005-1)	1	
-7	757 269		* "O" RING - (MS28775-016)	4	
-8	762 294		INPUT SHAFT ASSEMBLY - (2135-103)	1	
-9	762 295		* SHAFT - Input (2135020-1)	1	
-10	763 207		* CAM - Switch (2135048-1)	1	
-11	755 064		* GEAR - Spur (2135026-1)	1	
-12	763 205		* CAM - Detent (2135025-1)	1	
-13	757 281		* ROLL PIN - (MS171528)	2	
-14	763 206		CAM - Rocker (2135019-1)	1	
-15	757 291		ROLL PIN - (MS171528)	1	
-16	762 543		RETAINER - (2135016-1)	1	
-17	762 306		SPRING - (2135057-1)	1	
-18	763 403		PLUNGER - (2135017-1)	1	
-19	761 656		MANIFOLD ASSEMBLY - (2135002-1)	1	
-20	762 544		RETAINER - (2135049-1)	1	
-21	762 307		SPRING - (2135050-1)	1	
-22	761 983		TUBE - Transfer (2135051-1)	5	
-23	458 900		ELBOW - (AN833-4D)	1	
-24	458 910		ELBOW - (AN837-4D)	1	
-25	491 050		UNION - (AN815-4D)	1	
-26	477 676		NUT - (AN6289-D4)	2	
-27	762 290		SCREW - (NAS1351C4-28)	4	
-28	757 276		"O" RING - (AN28778-4)	3	
-29	757 263		"O" RING - (MS28775-010)	1	
-30	757 279		"O" RING - (MS28775-008)	1	
-31	757 270		"O" RING - (MS28775-012)	1	
-32	766 941		"O" RING - (MS28775-011)	11	
-33	757 277		"O" RING - (MS28775-013)	1	
-34	762 538		RETAINER - Back-up (MS28777-4)	2	
-35	762 315		SWITCH ASSEMBLY - (2135055-101)	1	
-36	763 409		PLATE - Insulating (2135055-11)	1	
-37	757 276	A,B	"O" RING - (AN28778-4)	1	
	462 027	C	"O" RING - (AN6290-4)	1	
-38	484 752	C	RING - Back-up (AN6291-4)	1	
-39	477 676	C	NUT - (AN6289-D4)	1	
-40	491 050	A,B	UNION - (AN815-4D)	1	
	458 900	C	ELBOW - (AN833-4D)	1	

When ordering, always specify Part Number, Description and Serial Number of Aircraft

THIS PAGE INTENTIONALLY LEFT BLANK

PIPER PARTS CATALOG

**PAGES 3J12 THRU 3L24
INTENTIONALLY LEFT BLANK**



CHEYENNE PARTS CATALOG

CARD 4 OF 5

PA-31T CHEYENNE
PA-31T CHEYENNE II
PA-31T1 CHEYENNE I
PA-31T1 CHEYENNE IA
PA-31T2 CHEYENNE II XL

PIPER AIRCRAFT CORPORATION

PIPER PARTS CATALOG

AEROFICHE EXPLANATION AND REVISION STATUS

The Parts Catalog information incorporated in this set of Aerofiche cards has been arranged in accordance with the general specifications of Aerofiche adopted by the General Aircraft Manufacturer's Association

Conversion of Aerofiche alpha/numeric code numbers:

First number is the Aerofiche card identifier

Letter is the horizontal line reference per card

Second number is the vertical line reference per card

Example: 2J16 = Aerofiche card number two of given set, Grid location J16

To aid in locating the various sections and related information desired, the following is provided:

A complete Catalog Table of Contents is given at Grid 1A8 of Aerofiche card number 1 of this set. Each additional card in this set will have a Table of Contents for all sections on that particular card. This table will start at Grid A3.

REVISIONS

The information compiled in this Aerofiche Parts Catalog will be kept current by revisions distributed periodically. These revisions will supersede all previous revisions and will be complete Aerofiche card replacements and shall supersede Aerofiche cards of the same number in the set.

Current revisions to this PA-31T, PA-31T1 and PA-31T2 Parts Catalog issued May 26, 1978 are as follows:

753 825 (PR780907)	Dated September 1978
753 825 (PR790307)	Dated March 1979
753 825 (PR790910)	Dated September 1979
753 825 (PR800317)	Dated March 1980
753 825 (PR800915)	Dated September 1980
753 825 (PR810213)	Dated February 1981
753 825 (PR810611)	Dated June 1981
753 825 (PR810910)	Dated September 1981
753 825 (PR820310)	Dated March 1982
753 825 (PR821011)	Dated October 1982
753 825 (PR830511)	Dated May 1983
753 825 (PR831212)	Dated December 1983
753 825 (PR840314)	Dated March 1984
753 825 (IR971015)	Dated October 15, 1997

NOTE: Refer to the last card of the Piper - Parts Price List - Aerofiche for a check list of current revision dates and card effectivities for this parts catalog

TABLE OF CONTENTS

FIGURE NUMBER	FIGURE TITLE	GRID NUMBER
SECTION XI ENVIRONMENTAL GROUP		
112	Heater and Evaporator Installation (PA-31T S/N 31T-7400002 to 31T-7820066 incl) (PA-31T1 S/N 31T-7804001 to 31T-7904007 incl)	4A6
112A	Heater and Evaporator Installation (PA-31T S/N 31T-7820067 and up) (PA-31T1 S/N 31T-7904008 to 31T-8304003 incl , 31T-1104004 and up)	4A11
113	Heater Assembly (PA-31T S/N 31T-7400002 to 31T-7820066 incl) (PA-31T1 S/N 31T-7804001 to 31T-7904007 incl)	4A16
113A	Heater Assembly (PA-31T S/N 31T-7820067 and up) (PA-31T1 S/N 31T-7904008 to 31T-8304003 incl , 31T-1104004 and up)	4A19
114	Heater Combustion Air Blower and Motor Assembly (PA-31T S/N 31T-7400002 to 31T-7820066 incl) (PA-31T1 S/N 31T-7804001 to 31T-7904007 incl)	4A22
114A	Heater Combustion Air Blower and Motor Assembly (PA-31T S/N 31T-7820067 and up) (PA-31T1 S/N 31T-7904008 to 31T-8304003 incl , 31T-1104004 and up)	4B1
115	Heater Ignition Assembly (PA-31T and PA-31T1)	4B4
116	Cabin Pressure Control System Installation (PA-31T S/N 31T-7400002 to 31T-7820092 incl) (PA-31T1 S/N 31T-7804001 to 31T-7804011 incl)	4B7
116A	Cabin Pressure Control System Installation (PA-31T S/N 31T-7920001 and up) (PA-31T1 S/N 31T-7904001 to 31T-8004036 incl) (PA-31T2)	4B11
116B	Cabin Pressure Control System Installation (PA-31T1 S/N 31T-8004037 to 31T-8304003 incl , 31T-1104004 and up)	4B15
117	Air Distribution Duct Installation (PA-31T S/N 31T-7400002 to 31T-7720007 incl)	4B19
117A	Air Distribution Duct Installation (PA-31T S/N 31T-7720008 to 31T-7720069 incl)	4C1
117B	Air Distribution Duct Installation (PA-31T S/N 31T-7820001 and up) (PA-31T1)	4C4
117C	Air Distribution System Installation (PA-31T2)	4C7
118	Fuselage Pressurization Air Supply Installation (PA-31T and PA-31T1)	4C12
119	Wing Pressurization and Pneumatic Air Supply Installation (PA-31T S/N 31T-7400002 to 31T-7920052 incl , 31T-7920054 to 31T-7920082 incl) (PA-31T1 S/N 31T-7804001 to 31T-7904045 incl)	4C16
119A	Wing Pressurization and Pneumatic Air Supply Installation (PA-31T S/N 31T-7920053, 31T-7920083 and up) (PA-31T1 S/N 31T-7904046 to 31T-8304003 incl , 31T-1104004 and up)	4C20
119B	Pressurization and Pneumatic Air Supply Installation (PA-31T2)	4D1
120	Bleed Air System Installation (PA-31T S/N 31T-7400002 to 31T-7920052 incl , 31T-7920054 to 31T-7920082 incl) (PA-31T1 S/N 31T-7804001 to 31T-7904045 incl)	4D6
120A	Bleed Air System Installation (PA-31T S/N 31T-7920053, 31T-7920083 and up) (PA-31T1 S/N 31T-7904046 to 31T-8304003 incl , 31T-1104004 and up)	4D9
120B	Bleed Air System Installation (PA-31T2)	4D13
121	Oxygen System Installation (PA-31T S/N 31T-7400002 and up) (PA-31T1 S/N 31T-7804001 to 31T-8104101 incl)	4D16
121A	Oxygen System Installation (PA-31T2)	4D21
121B	Oxygen System Installation - (PA-31T1 S/N 31T-8304001 to 31T-8304003 incl , 31T-1104004 and up)	4E1
121C	Oxygen System Installation - FAR Part 135 (PA-31T2)	4E5
122	Freon Lines Installation (PA-31T and PA-31T1)	4E9
123	Windshield Defroster Lines Installation	4E13
124	Pneumatic Deicing System Installation	4E16
125	Freon Compressor Installation (PA-31T S/N 31T-7400002 to 31T-7820064 incl) (PA-31T1 S/N 31T-7804001 to 31T-7804003 incl)	4E20

TABLE OF CONTENTS

FIGURE NUMBER	FIGURE TITLE	GRID NUMBER
SECTION XI (cont) ENVIRONMENTAL GROUP		
125A	Freon Compressor Installation (PA-31T S/N 31T-7820065 and up) (PA-31T1 S/N 31T-7804004 to 31T-8104101 incl)	4F1
125B	Freon Compressor Installation (PA-31T1 S/N 31T-8304001 to 31T-8304003 incl . 31T-1104004 and up)	4F4
125C	Environmental Control Unit Installation (PA-31T2)	4F7
SECTION XII ELECTRICAL SYSTEM GROUP		
126	Primary and Auxiliary Electrical Power Installation	4F11
127	Forward Electrical System Installation (PA-31T S/N 31T-7400002 and up) (PA-31T1 S/N 31T-7804001 to 31T-8104101 incl)	4F15
127A	Forward Electrical System Installation (PA-31T1 S/N 31T-8304001 to 31T-8304003 incl . 31T-1104004 and up)	4F20
127B	Forward Electrical System Installation (PA-31T2)	4G1
127C	Instrument Panel Harness Installation (PA-31T and PA-31T1)	4G5
127D	Instrument Panel Harness Installation (PA-31T2)	4G9
128	Aft Electrical System Installation	4G12
129	Switch and Circuit Breakers System Installation (PA-31T S/N 31T-7400002 to 31T-7720007 incl)	4G16
129A	Switch and Circuit Breakers System Installation (PA-31T S/N 31T-7720008 to 31T-8020092 incl) (PA-31T1 S/N 31T-7804001 to 31T-8004057 incl)	4G20
129B	Circuit Beakers System Installation (PA-31T S/N 31T-8120001 and up) (PA-31T1 S/N 31T-8104001 to 31T-8304003 incl . 31T-1104004 and up) (PA-31T2)	4H1
130	Overhead Switch Panel Installation (PA-31T S/N 31T-7400002 to 31T-7920052 incl . 31T-7920054 to 31T-7920094 incl) (PA-31T1 S/N 31T-7804001 to 31T-7904057 incl)	4H5
130A	Overhead Switch Panel Installation (PA-31T S/N 31T-7920053, 31T-8020001 and up) (PA-31T1 S/N 31T-8004001 to 31T-8304003 incl . 31T-1104004 and up) (PA-31T2)	4H9
131	Landing Light and Ice Detection Light Installation	4H13
132	Navigation, Strobe and Recognition Lights Installation	4H16
133	Propeller Electric Deicer Installation	4H20
134	Electric Windshield Wiper Installation	4I1
SECTION XIII ELECTRONICS GROUP		
135	Piper Automatic Locator (ELT) Installation (Garrett Mfg Ltd) (PA-31T)	4I4
135A	Piper Automatic Locator (ELT) Installation (Communications Components Corp) (PA-31T and PA-31T1)	4I7
135B	Piper Automatic Locator (ELT) Installation (Narco Avionics)	4I10
136	Bendix AltiMatic M-4D, F/D Autopilot Installation (PA-31T S/N 31T-7400002 to 31T-8020092 inclusive)	4I13
137	Sperry Autopilot F/D Installation (SPZ-200) (PA-31T S/N 31T-7400002 to 31T-8020038 incl)	4I19
137A	King Autopilot F/D Installation (KFC-250) (PA-31T1 S/N 31T-7804001 to 31T-8004057 inclusive)	4J1
137B	King AutoPilot F/D Installation (KFC-300) (PA-31T S/N 31T-7720039 to 31T-8020092 inclusive)	4J5
137C	Sperry Autopilot F/D Installation (SPZ-200A) (PA-31T S/N 31T-8020039 to 31T-8020092 inclusive)	4J9
138	R C A Radar Installation (PA-31T S/N 31T-7400002 to 31T-7720007 incl)	4J13

TABLE OF CONTENTS

FIGURE NUMBER	FIGURE TITLE	GRID NUMBER
SECTION XIII (cont) ELECTRONICS GROUP		
139	Bendix Radar Installation (PA-31T S/N 31T-7400002 to 31T-7820092 incl)	4J16
140	Radar Altimeter Installation (PA-31T S/N 31T-7400002 to 31T-7620020 incl)	4J19
141	Collins Radio Altimeter Installation (PA-31T S/N 31T-7400002 to 31T-7820092 incl)	4J22
142	Sperry Radio Altimeter Installation (PA-31T S/N 31T-7520029 to 31T-7820092 incl)	4K1
143	Encoding Altimeter and Altitude Alerter Installation (PA-31T S/N 31T-7400002 to 31T-7820092 incl)	4K4
144	Radio Telephone System Installation (PA-31T S/N 31T-7620008 to 31T-7820092 incl)	4K7
145	Antenna Cable, Speaker, Static Wicks Jack and Mike Installation Radio Installation Drawings (PA-31T S/N 31T-7400002 to 31T-7820092 incl)	4K10 4K13
SECTION XIV MISCELLANEOUS GROUP		
146	Placards and External Stencils Optional Equipment Kits and Repair Kits	4K17 4L1

PIPER PARTS CATALOG

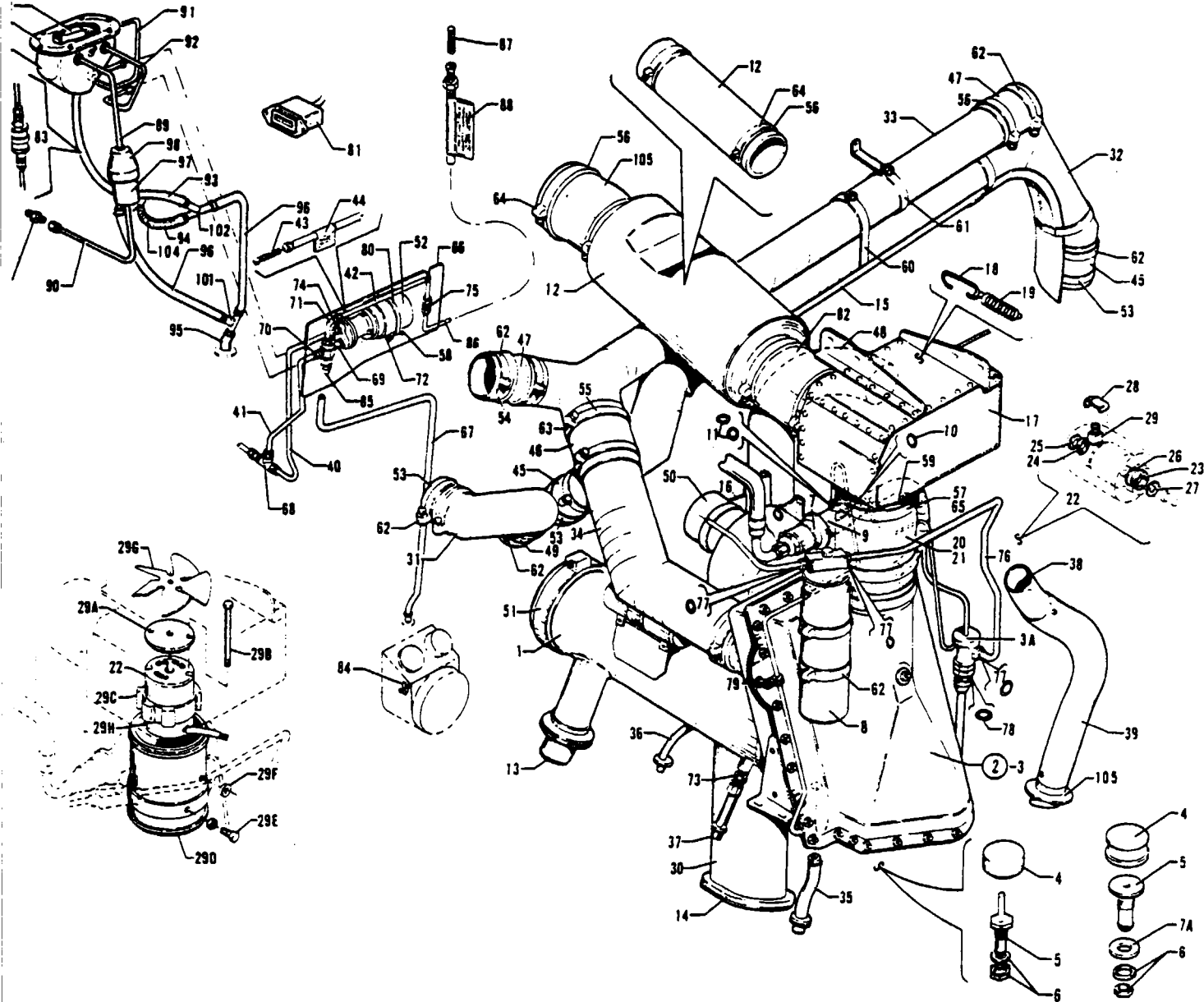


Figure 112 Heater and Evaporator Installation
 (PA-31T - Serial Nos 31T-7400002 to 31T-7820066 inclusive)
 (PA-31T1 - Serial Nos 31T-7804001 to 31T-7904007 inclusive)

PIPER PARTS CATALOG

CODE EXPLANATIONS FOR FIGURE 112

- A - Used on PA-31T with serial numbers 31T-7400002 to 31T-7820066 inclusive. Also used on PA-31T1 with serial numbers 31T-7804001 to 31T-7904007 inclusive
- B - See Figure 114 for component parts
- C - Used on PA-31T with serial numbers 31T-7400002 to 31T-7520017 inclusive, 31T-7520019 to 31T-7620015 inclusive, and 31T-7620031 to 31T-7720005 inclusive
- D - If heater assembly 62D33 has been replaced with heater assembly 62D33-1 or 62D33-2, order P/N 51996-02
- E - Used if Dynamic Air Engineering Fan, P/N M4941R-6A1, is installed
- F - Used if Dukes Astronautics Fan, P/N 1092-0001, is installed. This part is no longer available, order new Fan Assembly, P/N 48365-02
- G - Used on PA-31T with serial numbers 31T-7520018, 31T-7620018 to 31T-7620030 inclusive, 31T-7720006 to 31T-7820066 inclusive Also used on PA-31T1 with serial numbers 31T-7804001 to 31T-7804010 inclusive
- H - Not available Order part for serial numbers 31T-7720019 and up
- J - Used if float type vent drain is installed
- K - Used if constant flow type vent drain is installed
- L - Used on PA-31T with serial numbers 31T-7720019 and up, and PA-31T1
- M - Used on PA-31T with serial numbers 31T-7820001 to 31T-7820066 inclusive Also used on PA-31T1 with serial numbers 31T-7804001 to 31T-7904007 inclusive
- N - Used on PA-31T with serial numbers 31T-7400002 to 31T-7720069 inclusive if Heater Fuel Pressure Regulator Valve Kit 761 139 has been installed in compliance with Piper Service Letter No 831
- O - Used on PA-31T only
- P - See Figure 113 for component parts
- Q - Used on PA-31T1 only.
- R - Used on PA-31T with serial numbers 31T-7820001 to 31T-7820066 inclusive, and PA-31T1 with serial numbers 31T-7804001 to 31T-7804010 inclusive
- S - Used on PA-31T with serial numbers 31T-7400002 to 31T-7820066 inclusive, and PA-31T1 with serial numbers 31T-7804001 to 31T-7904007 inclusive
- T - Used on PA-31T with serial numbers 31T-7400002 to 31T-7820066 inclusive, and PA-31T1 with serial numbers 31T-7804001 to 31T-7804010 inclusive
- V - Used if Dukes Astronautics Fan, P/N 1092-00-3 (with Redmond motor), is installed
- W - See Figure 112A if Auxiliary Heat System Installation Kit 764 058 has been installed per Service Spares Letter No 378
- X - See Figure 112A if Heater Fuel Line Replacement Kit 764 057 has been installed per Service Spares Letter No 378
- Y - Used on aircrafts with Code "S" serial numbers if Heating System Thermal Switch Installation Kit 764 227 has been installed per Service Bulletin No 731
- Z - See Figure 88 for component parts

PIPER PARTS CATALOG

Figure and Index Number	Part Number	Code	NOMENCLATURE	No. Req.	SERIAL NUMBERS AFFECTED
112-	50586	A	DRAWING - Heater and Evaporator Installation		
-1		P	HEATER ASSEMBLY	1	
-2	46273-00		EVAPORATOR ASSEMBLY - (Complete)	1	
-3	46245-00		* EVAPORATOR ASSEMBLY	1	
-3a	756 576		* * VALVE - Expansion (5910759)	1	
-4	48037-00	J	* FLOAT ASSEMBLY - Drain valve	1	
	560 756	K	* FILTER - Drain (33340)	1	
-5	47807-00	J	* STEM ASSEMBLY - Drain valve	1	
	55851-02	K	* VALVE - Drain	1	
-6	407 569	J	* WASHER - (AN960-816)	1	
	407 592	K	* WASHER - (AN960-PD816)	1	
	477 623		* NUT - (AN924-5D)	1	
-7	46071-00		* CLAMP - Valve attachment	1	
-7a	85012-110	K	* WASHER - Seal	1	
-8	456 405		DEHYDRATOR - Receiver (3012944)	1	
-9	492 004		VALVE - Evaporator control (70540-024 P O A S T)	1	
-10	484 795		"O" RING - (2-17C147-7)	2	
-11	756 029		"O" RING - (2-8C147-7)	2	
-12	46318-00	H,O	MUFFLER ASSEMBLY - Return air duct	1	31T-7400002 to 31T-7720018 incl
	49478-02	L	HOSE ASSEMBLY - Return air duct	1	
-13	46347-00		OUTLET ASSEMBLY - Heater exhaust	1	
-14	46197-00		SCREEN ASSEMBLY - Fresh air	1	
-15	46113-00		DRIP TRAY ASSEMBLY	1	
-16	45987-00		BRACKET ASSEMBLY - Combustion air blower	1	
-17	46253-00		BOX ASSEMBLY - Outside air	1	
-18	46251-00		* CLIP - Spring valve	1	
-19	83302-74		* SPRING - Valve	1	
-20	48365-02		FAN ASSEMBLY - Recirculating	1	
-21	754 818	E	* FILTER - Radio (1591)	1	
-22	753 803	E	* MOTOR ASSEMBLY - D C (M2916DJA)	1	
	761 650	F	* MOTOR ASSEMBLY - (1092-23-1)	1	
	761 715	V	* MOTOR ASSEMBLY - (1092-44-1)	1	
-23	758 160	E	* * BEARING - Ball, annular (K271B-200L)	1	
-24	758 161	E	* * BEARING - Ball, annular (K271B-38L)	1	
-25	757 619	E	* * SPRING - Loading (K129-25)	1	
-26	757 620	E	* * SHIELD - Bearing (536-2)	1	
-27	757 621	E	* * SLINGER - Flat (461)	1	
-28	757 897	E	* * CAP - Electric contact (417-H3)	2	
-29	758 162	E	* * BRUSH - Electric contact (420A-24)	2	
-29a	764 505	V	* ENDBELL - Fan end (1092-45-2)	1	
-29b	400 466	V	* BOLT - (AN3-43A)	2	
	404 853	V	* NUT - (MS20364-1032A)	2	
-29c	764 653	V	* COLLAR - Motor support (1092-46-1)	1	
-29d	754 659	V	* DUCT - Fan housing (1092-39-1)	1	
-29e	401 298	V	* BOLT - (AN4H-10)	4	
	763 785	V	* WASHER - Sealing (NAS1598C4Y)	4	
-29f	434 175	V	* GROMMET - (MS35489-38)	1	
-29g	754 882	V	* FAN - (1092-38-1)	1	
-29h	758 619	V	* BRUSH REPLACEMENT KIT - (1092-500) (includes 2 brushes and 2 springs)	1	
-30	46179-00		TUBE ASSEMBLY - Fresh air	1	
-31	46502-00		TUBE ASSEMBLY - Fresh air distribution, complete	1	
-32	46504-00		TUBE ASSEMBLY - Fresh air distribution, complete	1	
-33	46505-00		TUBE ASSEMBLY - Fresh air distribution, complete	1	

When ordering, always specify Part Number, Description and Serial Number of Aircraft

PIPER PARTS CATALOG

Figure and Index Number	Part Number	Code	NOMENCLATURE	No. Req.	SERIAL NUMBERS AFFECTED
112-34	46508-00	W	TUBE ASSEMBLY - Fresh air distribution, complete	1	
-35	13586-99		TUBE - Drain	1	
-36	22369-47		TUBE - Drain, fuel shroud	1	
-37	41775-00		TUBE - Drain, heater	1	
-38	46376-00		TUBE - Heater blower	1	
-39	85052-46		TUBE - Combustion air	1	
-40	50426-00	O	LINE ASSEMBLY - Heater fuel	1	31T-7400002 to 31T-7720069 incl
-41	50427-00	O	LINE ASSEMBLY - Heater fuel	1	31T-7400002 to 31T-7720069 incl.
-42	50769-00	T	LINE ASSEMBLY - Heater fuel	1	
	49955-02	Q	LINE ASSEMBLY - Heater fuel	1	31T-7804011 and up
-43	560 806	N,R	* FILTER - Fuel (in line)	1	
-44	80596-02	N,R	* PLACARD - Filter servicing instruction	1	
-45	49990-06		HOSE - Fresh air distribution	2	
-46	49990-07		HOSE - Fresh air distribution	2	
-47	49990-08		HOSE - Fresh air distribution	2	
-48	457 598		HOSE - Fresh air duct (OLSH-100-24-96-6)	1	
-49	49990-15		HOSE - Fresh air distribution	2	
-50		B	COMBUSTION AIR BLOWER AND MOTOR ASSEMBLY	1	
-51	757 889		COUPLING ASSEMBLY - "V" Band (43H10-4-625-7)	2	
-52	757 432		FUEL PUMP - Heater	1	
-52a	761 686		* MOTOR - Heater fuel pump	1	
-53	49989-03		STRAP - Tube clamp	8	
-54	49989-04		STRAP - Tube clamp	4	
-55	49989-05		STRAP - Tube clamp	4	
-56	49989-07		STRAP - Tube clamp	2	
-57	49989-08		STRAP - Tube clamp	4	
-58	51304-00		BRACKET ASSEMBLY - Heater fuel pump mounting	1	
-59	46333-00		COUPLING - Fresh air	2	
-60	46472-00		CLAMP - Ventilating duct	1	
-61	80032-102		CLAMP - Offset, fresh air duct	2	
-62	554 927		CLAMP - (SAE TY F-48)	14	
-63	554 991		CLAMP - (QS200-M60S)	4	
-64	554 936		CLAMP - (QS100-M72S)	2	
-65	554 937		CLAMP - (QS100-M88S)	4	
-66	51242-00		COVER - Heater fuel pump access	1	
-67	80006-02	O	TUBE - Drain	1	31T-7400002 to 31T-7720069 incl
-68	488 311	O	TEE - (AN804-4D)	1	31T-7400002 to 31T-7720069 incl
	477 618	O	NUT - (AN924-4D)	1	31T-7400002 to 31T-7720069 incl
-69	491 060		UNION - (AN832-4D)	2	
	477 618		NUT - (AN924-4D)	2	
-70	50579-00		UNION - Special	1	
	462 058		GASKET - (MS29512-4)	1	
-71	458 900		ELBOW - (AN833-4D)	1	
	477 618		NUT - (AN924-4D)	1	
	462 058		GASKET - (MS29512-4)	1	
-72	401 266		BOLT - (AN3-5A)	4	
	85012-79		WASHER	4	
	404 887		NUT - (MS20385-1032C)	4	
	434 126		GROMMET - (MS35489-4)	4	
-73	476 686		NIPPLE - (AN816-4)	1	
	477 634		NUT - (AN818-4)	1	
	486 906		SLEEVE - (AN819-4)	1	
-74	491 050		UNION - (AN815-4D)	1	
	462 058		GASKET - (MS29512-4)	1	
-75	484 351	T	REDUCER - (AN919-2D)	1	
	491 050	Q	UNION - (AN815-4D)	1	31T-7804011 and up

When ordering, always specify Part Number, Description and Serial Number of Aircraft

PIPER PARTS CATALOG

Figure and Index Number	Part Number	Code	NOMENCLATURE	No. Req.	SERIAL NUMBERS AFFECTED
112-76	46100-00		LINE ASSEMBLY - Freon	1	
-77	484 851		"O" RING - (2-11C147-7)	2	
-78	756 030		"O" RING - (2-13C147-7)	1	
-79	61402-42		BUSHING	1	
	415 514		SCREW - (MS35206-243)	1	
	407 562		WASHER - (AN960-6)	2	
	454 929		CLAMP - (PS10017-2-4)	1	
	404 909		NUT - (MS20385-832C)	1	
-80	554 834		CLAMP - (SAE TY F-40)	1	
-81	51006-00	M	HOUR METER - Heater	1	
-82	49990-03	O	HOSE - Outside air	2	31T-7400002 to 31T-7720018 incl
-83	460 593	Z	FILTER ASSEMBLY - Heater fuel	1	
-84	488 594	Y	THERMOSTAT - (20611L88-533)	1	
-85	756 542	O	VALVE - Relief	1	31T-7400002 to 31T-7720069 incl
	756 561	M	VALVE - Relief	1	
-86	50770-00	C,D,X	LINE ASSEMBLY - Heater fuel	1	
	51996-02	G,X	LINE ASSEMBLY - Heater fuel	1	
	49851-02	Q,X	LINE ASSEMBLY - Heater fuel	1	31T-7804011 and up
-87	560 806	Q	* FILTER - Fuel (in line)	1	31T-7804011 and up
-88	80596-02	Q	* PLACARD - Filter servicing instructions	1	31T-7804011 and up
-89	49246-02	N	LINE ASSEMBLY - Heater fuel, regulator to Sta. 81 bulkhead	1	
	49305-02	M	LINE ASSEMBLY - Heater fuel, regulator to filter	1	
-90	49306-02	M	LINE ASSEMBLY - Heater fuel	1	
-91	49245-02	M,N	LINE ASSEMBLY - Heater fuel	1	
-92	49247-02	M,N	LINE ASSEMBLY - Heater fuel	1	
-93	80006-03	M,N	TUBE - Fuel drain, plastic	1	
-94	80006-10	M	TUBE - Fuel drain, plastic	1	
-95	80006-12	M	TUBE - Fuel drain, plastic	1	
-96	80006-32	M	TUBE - Fuel drain, plastic	2	
-97	49279-02	M	SHROUD ASSEMBLY - Heater fuel filter	1	
-98	49274-02	M	COVER - Heater fuel filter shroud	1	
-99	49336-02	N	SHROUD ASSEMBLY - Heater fuel valve	1	
	49336-04	M	SHROUD ASSEMBLY - Heater fuel valve	1	
-100	49338-02	M,N	COVER ASSEMBLY - Heater fuel valve shroud	1	
-101	47652-00	N	TUBE ASSEMBLY - Tee	1	
-102	54684-02	M,N	TUBE ASSEMBLY - Tee	1	
-103	756 565	N	VALVE ASSEMBLY - Fuel regulator and shut-off	1	
	756 560	M	VALVE ASSEMBLY - Fuel regulator and shut-off	1	
-104	83302-84	M	SPRING - Tube support	1	
-105	47535-00		TUBE ASSEMBLY - Takeoff	1	

When ordering, always specify Part Number, Description and Serial Number of Aircraft

PIPER PARTS CATALOG

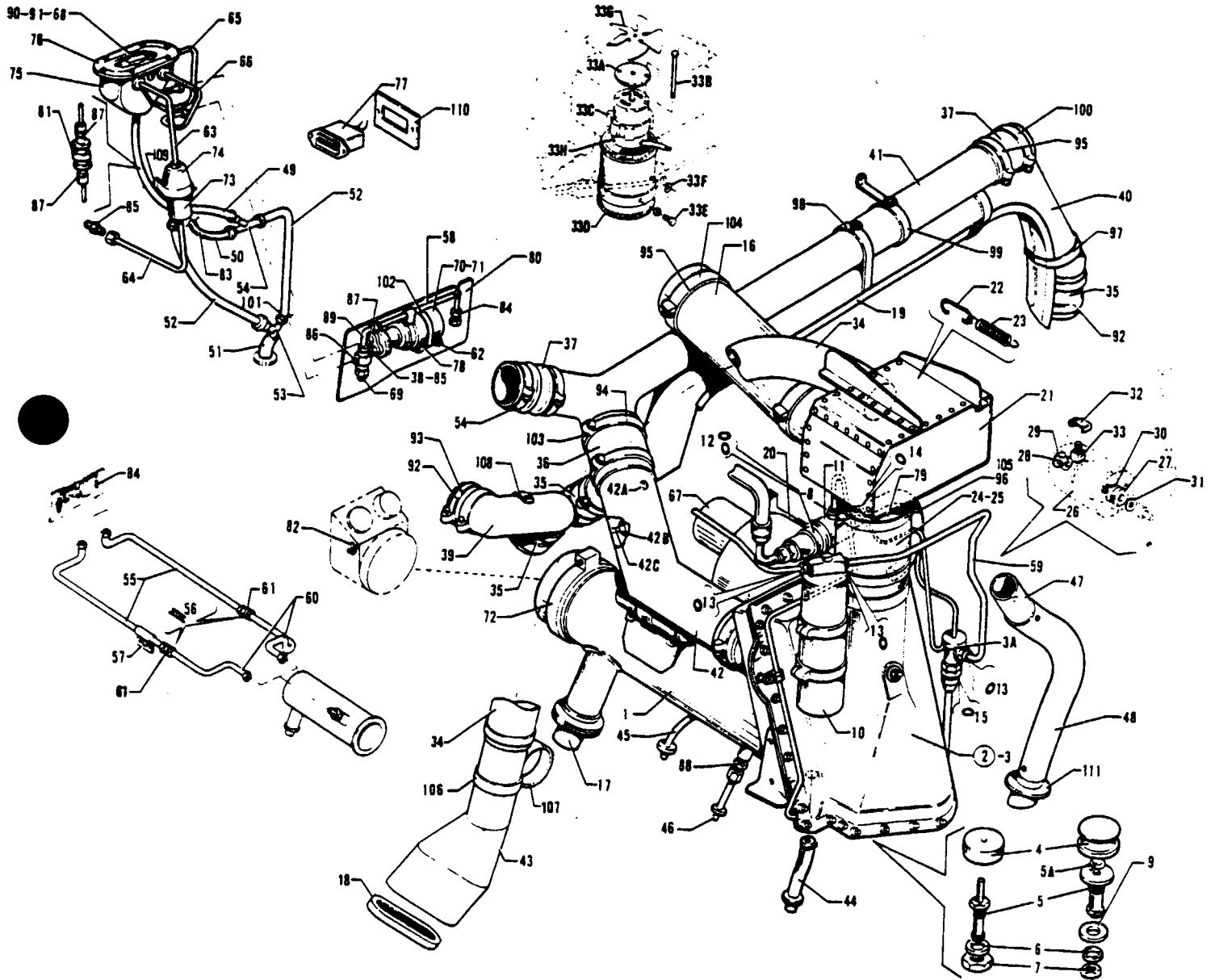


Figure 112A Heater and Evaporator Installation
(See Code A)

PIPER PARTS CATALOG

CODE EXPLANATIONS FOR FIGURE 112A

- A - Used on PA-31T with serial numbers 31T-7820067 and up, and PA-31T1 with serial numbers 31T-7904008 to 31T-8304003 inclusive, 31T-1104004 and up
- B - Used if Dynamic Air Engineering Fan, P/N M4941R-6A1, is installed
- C - Used if Dukes Astronautics Fan, P/N 1092-00-3 (with Redmond Motor), is installed
- D - See Figure 114A for component parts
- E - See Figure 113A for component parts
- F - Used on PA-31T with serial numbers 31T-7820067 to 31T-7920038 inclusive, and PA-31T1 with serial numbers 31T-7904008 to 31T-7904015 inclusive
- G - Used on PA-31T with serial numbers 31T-7920039 and up, and PA-31T1 with serial numbers 31T-7904016 to 31T-8304003 inclusive, 31T-1104004 and up
- H - Used on PA-31T with serial numbers 31T-7820067 to 31T-7920041 inclusive, and PA-31T1 with serial numbers 31T-7904008 to 31T-7904015 inclusive Order part for Code "J" or Code "K" serial numbers if Heater Conversion Kit 763 963 has been installed per Service Letter No 890
- J - Used on PA-31T with serial numbers 31T-7920042 and up, and PA-31T1 with serial numbers 31T-7904016 to 31T-8304003 inclusive, 31T-1104004 and up Also used on aircraft with Code "H" serial numbers if Heater Conversion Kit 763 963 has been installed per Service Letter No 890
- K - Used on PA-31T with serial numbers 31T-7920042 to 31T-8020092 inclusive, and PA-31T1 with serial numbers 31T-7904016 to 31T-8004057 inclusive Also used on aircraft with Code "H" serial numbers if Heater Conversion Kit 763 963 had been installed per Service Letter No 890
- L - Used on PA-31T with serial numbers 31T-7820067 to 31T-8020072 inclusive, and PA-31T1 with serial numbers 31T-7904008 to 31T-8004039 inclusive
- M - Used on PA-31T with serial numbers 31T-8020073 and up, and PA-31T1 with serial numbers 31T-8004040 to 31T-8304003 inclusive, 31T-1104004 and up
- N - Used on PA-31T with serial numbers 31T-8120001 and up, and PA-31T1 with serial numbers 31T-8104001 to 31T-8304003 inclusive, 31T-1104004 and up
- O - If one solid line is installed from the heater to Sta 81 bulkhead, also order (1) each of line assembly, Part No 29747-02, and union, Part No 491 060
- P - Used if Auxiliary Heat System is installed on PA-31T with serial numbers 31T-8120001 and up, and PA-31T1 with serial numbers 31T-8104001 to 31T-8304003 inclusive, 31T-1104004 and up
- Q - Also used on PA-31T with serial numbers 31T-7400002 to 31T-8020092 inclusive, and PA-31T1 with serial numbers 31T-7804001 to 31T-8004057 inclusive if Auxiliary Heat System Installation Kit 764 058 has been installed per Service Spares Letter No 378
- R - Order Heater Fuel Line Assembly, Part No 81366-02, if Heater Fuel Line Replacement Kit 764 057 has been installed per Service Spares Letter No 378
- S - Also used on PA-31T with serial numbers 31T-7400002 to 31T-8020092 inclusive, and PA-31T1 with serial numbers 31T-7804001 to 31T-8004057 inclusive if Heater Fuel Line Replacement Kit 764 057 has been installed per Service Spares Letter No 378
- T - Used on PA-31T with serial numbers 31T-8120060 and up, and PA-31T1 with serial numbers 31T-8104068 to 31T-8304003 inclusive, 31T-1104004 and up Also used on PA-31T with serial numbers 31T-7820067 to 31T-8120059 inclusive, and PA-31T1 with serial numbers 31T-7904008 to 31T-8104067 inclusive if Heating System Thermal Switch Installation Kit 764 227 or Heater Reset Switch Removal/Thermal Switch Installation Kit 764 228 has been installed per Service Bulletin No 731
- U - See Figure 88 for component parts

PIPER PARTS CATALOG

Figure and Index Number	Part Number	Code	NOMENCLATURE	No Req	SERIAL NUMBERS AFFECTED
112A-	49600	H	DRAWING - Heater and Evaporator Installation		
	29135	J	DRAWING - Heater and Evaporator Installation		
-1		E	HEATER ASSEMBLY	1	
-2	46273-00		EVAPORATOR ASSEMBLY - (Complete)	1	
-3	46245-00		* EVAPORATOR ASSEMBLY	1	
-3a	756 576		* * VALVE - Expansion (5910759)	1	
-4	560 756		* FILTER - Drain (33340)	1	
-5	55851-02	L	* VALVE - Drain	1	
	29622-02	M	* VALVE - Drain	1	
-5a	491 959	M	* FLAPPER VALVE - (VA337)	1	
-6	407 592		* WASHER - (AN960-PDB16)	1	
-7	477 623		* NUT - (AN924-5D)	1	
-8	46071-00		* CLAMP - Valve attachment	1	
-9	85012-110		* WASHER - Seal	1	
-10	456 405		DEHYDRATOR - Receiver (3012944)	1	
-11	492 004		VALVE - Evaporator control (70540-024 P O A S T)	1	
-12	484 852		"O" RING - (2-017C557-70)	2	
-13	484 851		"O" RING - (2-011C557-70)	3	
-14	484 850		"O" RING - (2-008C557-70)	2	
-15	756 030		"O" RING - (2-13C147-7)	1	
-16	49478-02		HOSE ASSEMBLY - Return air duct	1	
-17	46347-00		OUTLET ASSEMBLY - Heater exhaust	1	
-18	46197-00		SCREEN ASSEMBLY - Fresh air	1	
-19	46113-00		DRIP TRAY ASSEMBLY	1	
-20	49609-02	H	BRACKET ASSEMBLY - Motor support	1	
	29142-02	J	BRACKET ASSEMBLY - Motor support	1	
-21	46253-00		BOX ASSEMBLY - Outside air	1	
-22	46251-00		* CLIP - Spring valve	1	
-23	83302-74		* SPRING - Valve	1	
-24	48365-02		FAN ASSEMBLY - Recirculating	1	
-25	754 818	B	* FILTER - Radio (1591)	1	
-26	753 803	B	* MOTOR ASSEMBLY - D C (M2916DJA)	1	
	761 715	C	* MOTOR ASSEMBLY - (1092-44-1)	1	
-27	758 160	B	* * BEARING - Ball, annular (K271B-200L)	1	
-28	758-161	B	* * BEARING - Ball, annular (K271B-38L)	1	
-29	757 619	B	* * SPRING - Loading (K129-25)	1	
-30	757 620	B	* * SHIELD - Bearing (536-2)	1	
-31	757 621	B	* * SLINGER - Flat (461)	1	
-32	757 897	B	* * CAP - Electric contact (417-H3)	2	
-33	758 162	B	* * BRUSH - Electric contact (420A-24)	2	
-33a	764 505	C	* ENDBELL - Fan end (1092-45-2)	1	
-33b	400 466	C	* BOLT - (AN3-43A)	2	
	404 853	C	* NUT - (MS20364-1032A)	2	
-33c	764 653	C	* COLLAR - Motor support (1092-46-1)	1	
-33d	754 659	C	* DUCT - Fan housing (1092-39-1)	1	
-33e	401 298	C	* BOLT - (AN4H-10)	4	
	763 785	C	* WASHER - Sealing (NAS1598C4Y)	4	
-33f	434 175	C	* GROMMET - (MS35489-38)	1	
-33g	754 882	C	* FAN - (1092-38-1)	1	
-33h	758 619	C	* BRUSH REPLACEMENT KIT - (1092-500) (includes 2 brushes and 2 springs)	1	
-34	457 598		HOSE - Duct (OLSH-100-24-96-6)	1	
-35	49990-06		HOSE - Fresh air distribution	4	

When ordering, always specify Part Number, Description and Serial Number of Aircraft

PIPER PARTS CATALOG

Figure and Index Number	Part Number	Code	NOMENCLATURE	No. Req.	SERIAL NUMBERS AFFECTED
112A-36	49990-07		HOSE - Fresh air distribution	2	
-37	49990-08		HOSE - Fresh air distribution	2	
-38	462 058		GASKET - (MS29512-4)	2	
-39	46502-00		TUBE ASSEMBLY - Fresh air distribution, complete	1	
-40	46504-00		TUBE ASSEMBLY - Fresh air distribution, complete	1	
-41	46505-00		TUBE ASSEMBLY - Fresh air distribution, complete	1	
-42	46508-00		TUBE ASSEMBLY - Fresh air distribution, complete	1	
	81244-02	P,Q	TUBE ASSEMBLY - Fresh air distribution, heated	1	
-42a	488 592	P,Q	* THERMOSTAT - (3100-45-678)	2	
-42b	81242-04	P,Q	* ELEMENT - Heating	6	
-42c	687 538	P,Q	* INSULATOR - Ceramic (2601)	36	
-43	49467-02		TUBE ASSEMBLY - Fresh air	1	
-44	13586-99		TUBE - Drain	1	
-45	22369-47		TUBE - Drain, fuel shroud	1	
-46	41775-00		TUBE - Drain, heater	1	
-47	46378-00		TUBE - Heater blower	1	
-48	85052-46		TUBE - Combustion air	1	
-49	80006-03		TUBE - Fuel drain, plastic	1	
-50	80006-10		TUBE - Fuel drain, plastic	1	
-51	80006-12		TUBE - Fuel drain, plastic	1	
-52	80006-32		TUBE - Fuel drain, plastic	2	
-53	47652-00		TUBE ASSEMBLY - Tee	1	
-54	54684-02		TUBE ASSEMBLY - Tee	1	
-55	49851-02	H,R	LINE ASSEMBLY - Heater fuel	1	
	29748-02	K,O,R	LINE ASSEMBLY - Heater fuel	1	
	81366-02	N,S	LINE ASSEMBLY - Heater fuel	1	
-56	560 806		* FILTER - Fuel (in line)	1	
-57	80596-02		* PLACARD - Filter servicing instructions	1	
-58	49955-02		LINE ASSEMBLY - Heater fuel	1	
-59	46100-00		LINE ASSEMBLY - Freon	1	
-60	29747-02	K	LINE ASSEMBLY - Heater fuel	1	
	81365-02	N	LINE ASSEMBLY - Heater fuel	1	
-61	491 050	K	UNION - (AN815-4D)	1	
-62	401 266		BOLT - (AN3-5A)	4	
	85012-79		WASHER	4	
	404 887		NUT - (MS20365-1032C)	4	
	434 126		GROMMET - (MS35489-4)	4	
-63	49305-02		LINE ASSEMBLY - Heater fuel	1	
-64	49306-02		LINE ASSEMBLY - Heater fuel	1	
-65	49245-02	F	LINE ASSEMBLY - Heater fuel	1	
	49954-02	G	LINE ASSEMBLY - Heater fuel	1	
-66	49247-02	F	LINE ASSEMBLY - Heater fuel	1	
	49956-02	G	LINE ASSEMBLY - Heater fuel	1	
-67		D	COMBUSTION AIR BLOWER AND MOTOR ASSEMBLY	1	
-68	756 560		VALVE ASSEMBLY - Fuel regulator and shut-off	1	
-69	756 561		VALVE - Relief	1	
-70	757 432		FUEL PUMP - Heater	1	
-71	761 886		* MOTOR - Heater fuel pump	1	
-72	757 889		COUPLING ASSEMBLY - "V" Band (43H10-4-625-7)	2	
-73	49279-02		SHROUD ASSEMBLY - Heater fuel filter	1	
-74	49274-02		COVER - Heater fuel filter shroud	1	
-75	49336-04		SHROUD ASSEMBLY - Heater fuel valve	1	
-76	49338-02		COVER ASSEMBLY - Heater fuel valve shroud	1	
-77	51006-00		HOUR METER - Heater	1	

When ordering, always specify Part Number, Description and Serial Number of Aircraft

PIPER PARTS CATALOG

Figure and Index Number	Part Number	Code	NOMENCLATURE	No. Req.	SERIAL NUMBERS AFFECTED
112A-78	51304-00	F	BRACKET ASSEMBLY - Heater fuel pump mounting	1	
	51304-04	G	BRACKET ASSEMBLY - Heater fuel pump mounting	1	
-79	46333-00		COUPLING - Fresh air	2	
-80	51242-00		COVER - Heater fuel pump access	1	
-81	460 593	U	FILTER ASSEMBLY - Heater fuel	1	
-82	488 594	T	THERMOSTAT - (20811L88-533)	1	
-83	83302-84		SPRING - Tube support	1	
-84	484 351	F	REDUCER - (AN919-2D)	1	
	491 050	G	UNION - (AN815-4D)	1	
-85	491 060		UNION - (AN832-4D)	2	
	477 818		NUT - (AN924-4D)	2	
-86	50579-00		UNION - Special	1	
	482 058		GASKET - (MS29512-4)	1	
-87	491 050		UNION - (AN815-4D)	3	
	482 058		GASKET - (MS29512-4)	3	
-88	476 886		NIPPLE - (AN816-4)	1	
	477 834		NUT - (AN818-4)	1	
	488 906		SLEEVE - (AN819-4)	1	
-89	458 900		ELBOW - (AN833-4D)	1	
	477 818		NUT - (AN924-4D)	1	
	482 058		GASKET - (MS29512-4)	1	
-90	458 894		ELBOW - (AN822-4D)	1	
-91	488 316		TEE - (AN826-4D)	1	
-92	49989-03		STRAP - Tube clamp	9	
-93	49989-04		STRAP - Tube clamp	4	
-94	49989-05		STRAP - Tube clamp	4	
-95	49989-07		STRAP - Tube clamp	2	
-96	49989-08		STRAP - Tube clamp	4	
-97	487 751		STRAP ASSEMBLY - Tube (668-16-14DR)	3	
-98	46472-00		CLAMP - Ventilating duct	1	
-99	80032-102		CLAMP - Offset, fresh air duct	2	
-100	554 927		CLAMP - (SAE TY F-48)	14	
-101	454 983		CLAMP - (SAE TY E-8)	9	
-102	554 834		CLAMP - (SAE TY F-40)	2	
-103	554 901		CLAMP - (SAE TY F-60)	4	
-104	554 936		CLAMP - (SAE TY F-72)	2	
-105	554 992		CLAMP - (OS200-M88S)	4	
-106	80051-02		CLAMP - Duct	1	
-107	80051-07		CLAMP - Duct	1	
-108	80051-05		CLAMP - Duct	1	
-109	80051-06		CLAMP - Fuel filter shroud	1	
-110	49407-02		BRACKET ASSEMBLY - Hour meter	1	
-111	47535-00		TUBE ASSEMBLY - Takeoff	1	

When ordering, always specify Part Number, Description and Serial Number of Aircraft

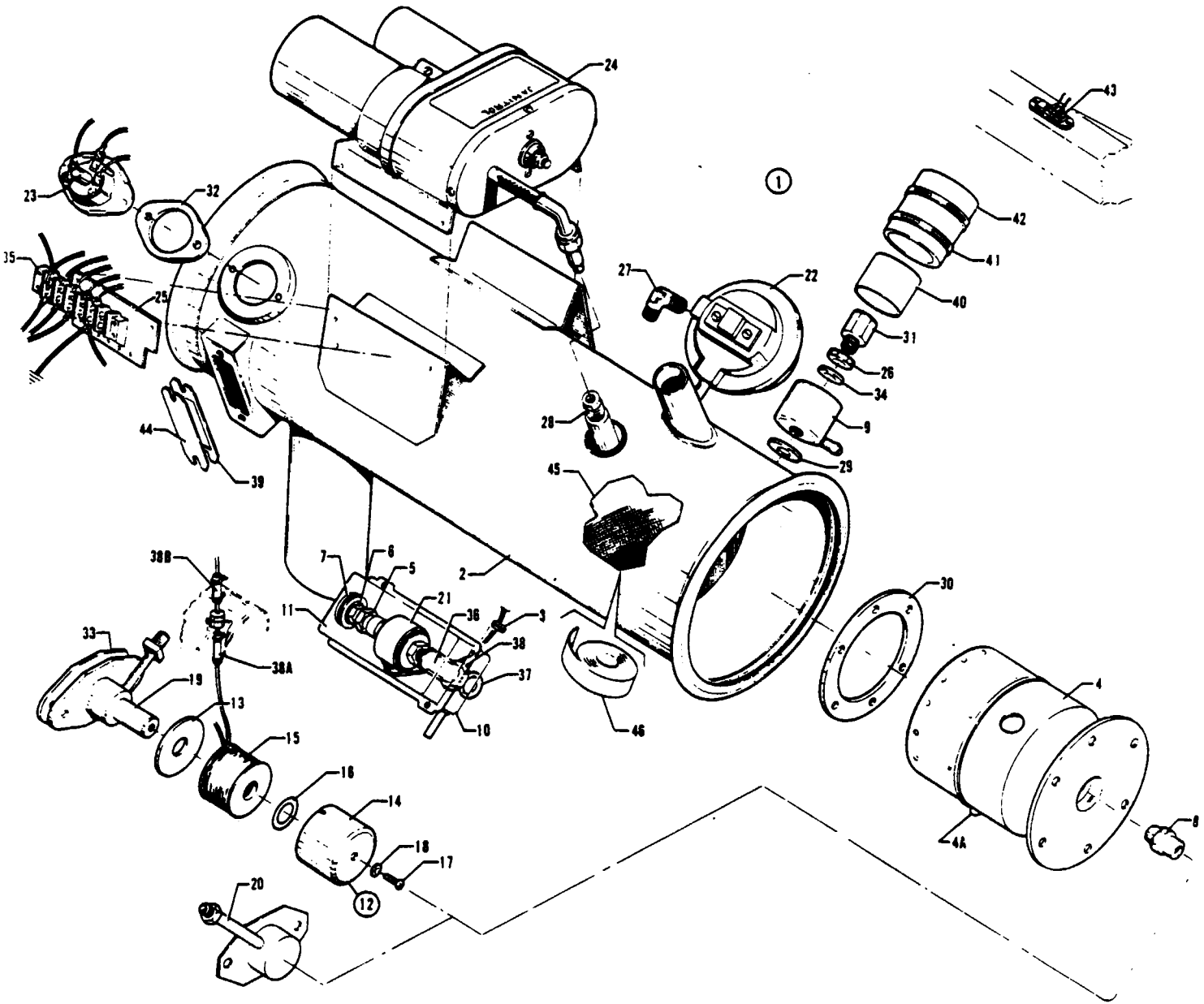


Figure 113 Heater Assembly
(PA-31T - Serial Nos 31T-7400002 to 31T-7820066 inclusive)
(PA-31T1 - Serial Nos 31T-7804001 to 31T-7904007 inclusive)

PIPER PARTS CATALOG

CODE EXPLANATIONS FOR FIGURE 113

- A - Used on PA-31T with serial numbers 31T-7400002 to 31T-7820066 inclusive Also used on PA-31T1 with serial numbers 31T-7804001 to 31T-7904007 inclusive
- B - Used on PA-31T with serial numbers 31T-7520018, 31T-7620016 to 31T-7620030 inclusive, and 31T-7720006 to 31T-7720069 inclusive
If heater assembly 62D33-1 has been replaced with 62D33-2, order P/N 755 283
- C - Used with heater assembly 755 244 (62D33) only
- D - Used with heater assembly 755 261 (62D33-1) and 755 283 (62D33-2) only
- E - See Figure 115 for component parts
- F - Used on PA-31T with serial numbers 31T-7820001 to 31T-7820066 inclusive Also used on PA-31T1 with serial numbers 31T-7804001 to 31T-7904007 inclusive
- G - Used on PA-31T with serial numbers 31T-7400002 to 31T-7520017 inclusive, 31T-7520019 to 31T-7620015 inclusive, and 31T-7620031 to 31T-7720005 inclusive If heater assembly 62D33 has been replaced with 62D33-1 or 62D33-2, order P/N 755 283

PIPER PARTS CATALOG

Figure and Index Number	Part Number	Code	NOMENCLATURE	No. Req.	SERIAL NUMBERS AFFECTED
113-1	755 244	G	HEATER ASSEMBLY - Janitrol (62D33)	1	
	755 261	B	HEATER ASSEMBLY - Janitrol (62D33-1)	1	
	755 283	F	HEATER ASSEMBLY - Janitrol (62D33-2)	1	
-2	756 340	C	* COMBUSTION TUBE AND JACKET ASSEMBLY	1	
	758 041	D	* COMBUSTION TUBE AND JACKET ASSEMBLY	1	
-3	434 128	D	* GROMMET - Shroud box (MS35489-6)	1	
-4	755 284		* HEAD ASSEMBLY - Combustion	1	
-4a	754 792		* * ELECTRODE - Combustion head	1	
-5	758 309	D	* BUSHING	1	
-6	476 697	D	* NIPPLE - (AN816-3)	1	
-7	434 122	D	* GROMMET - Shroud box (MS35489-3S)	1	
-8	752 550		* NOZZLE - Fuel spray	1	
-9	756 183	C	* SHROUD ASSEMBLY - Fuel fitting, lower	1	
-10	758 320	D	* BOX ASSEMBLY - Fuel shroud, lower	1	
-11	758 300	D	* BOX - Fuel shroud, upper	1	
-12	754 820	C	* FUEL FEED - Nozzle holder and valve assembly	1	
-13	755 864	C	* * PLATE - Solenoid base	1	
-14	753 900	C	* * COVER - Solenoid	1	
-15	757 884	C	* * COIL - Solenoid	1	
-16	755 865	C	* * PACKING - "O" Ring	1	
-17	415 752	C	* * SCREW - Solenoid cover (AN515-8R6)	1	
-18	407 103	C	* * WASHER - Solenoid cover (AN835-8)	1	
-19	753 121	C	* * VALVE ASSEMBLY - Fuel	1	
-20	754 839	D	* FUEL FEED AND NOZZLE HOLDER ASSEMBLY	1	
-21	762 215	D	* SOLENOID ASSEMBLY - Fuel	1	
-22	757 602		* SWITCH - Combustion air pressure	1	
-23	757 604		* SWITCH - Limit	1	
-24	755 467	C,E	* IGNITION ASSEMBLY	1	
	755 483	D,E	* IGNITION ASSEMBLY	1	
-25	755 401		* INSULATOR - Terminal board	1	
-26	477 629	C	* NUT - (AN924-4)	1	
-27	754 771		* ELBOW - Pressure switch	1	
-28	757 334		* PLUG - Spark	1	
-29	751 919	C	* GASKET - Shroud	1	
-30	751 920		* GASKET - Head	1	
-31	758 268	C	* BUSHING - (AN894-4-3)	1	
-32	751 874		* GASKET - Limit switch	2	
-33	751 922		* GASKET - Valve body	1	
-34	755 023	C	* GASKET - (MS35769-9)	1	
	407 597	D	* WASHER - (AN960-916L)	1	
-35	753 049	C	* STRIP - Terminal	1	
	761 946	D	* STRIP - Terminal	1	
-36	754 779	D	* ELBOW	1	
-37	755 022	D	* GASKET	1	
-38	752 549	D	* NUT - (MS21083N9)	1	
-38a	762 453	C	* SLEEVE - High temperature	1	
-38b	762 454	C	* SLEEVE - High temperature	1	
-39	751 921	C	GASKET - Cycling switch	1	
-40	756 187	C	SHROUD - Fuel fitting, upper	1	
-41	753 904	C	CLAMP - Hose	2	
-42	751 962	C	HOSE - Fuel fitting shroud	1	
-43	757 603		SWITCH - Cycling	1	
-44	48238-00	C	PLATE - Cover	1	
-45	189 438		CLOTH - Asbestos (PMS-B1006-3), 40 in wide	18"	
-46	924 289		TAPE - Pressure sensitive (roll)	1	

When ordering, always specify Part Number, Description and Serial Number of Aircraft

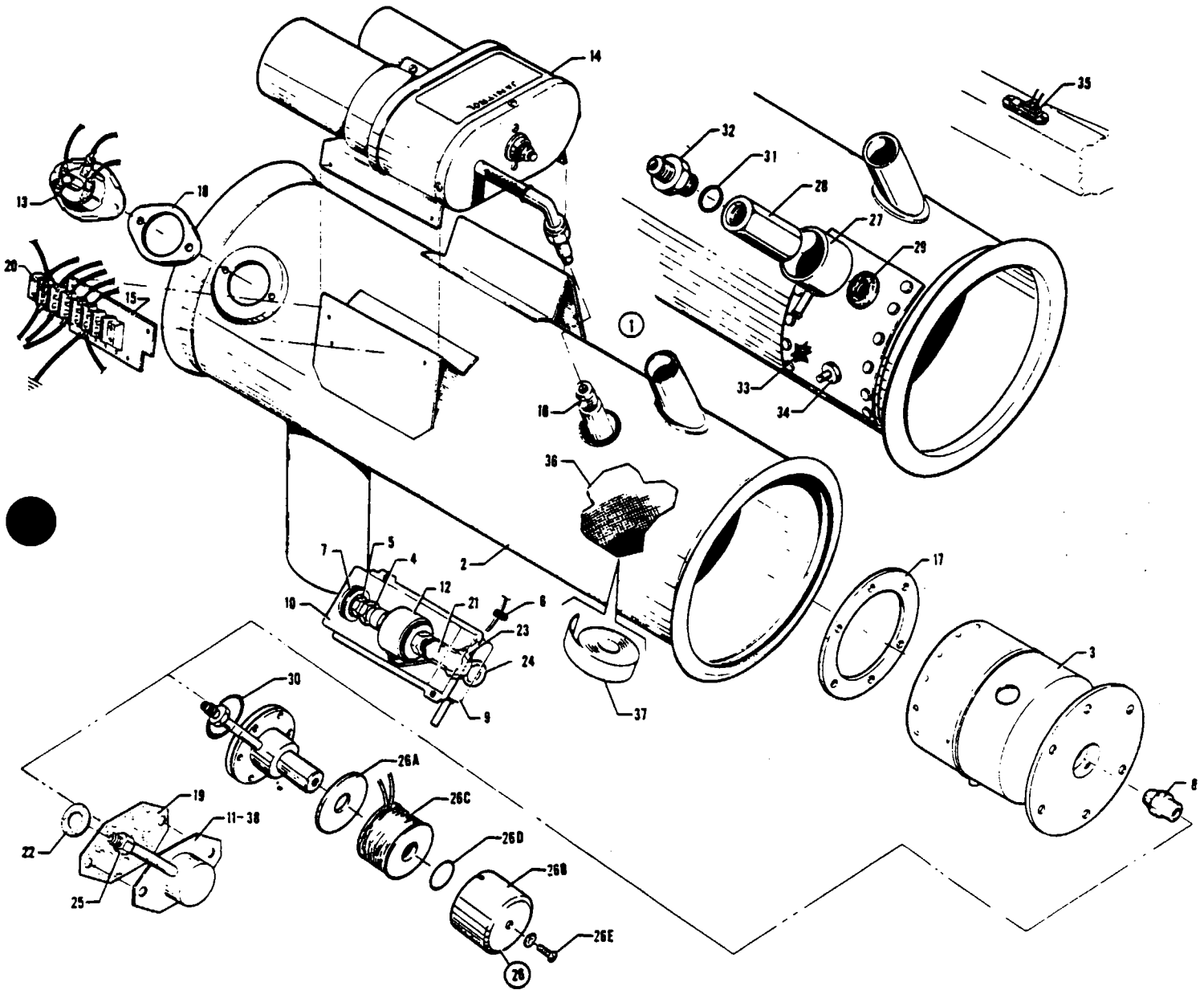


Figure 113A Heater Assembly
(See Code A)

PIPER PARTS CATALOG

CODE EXPLANATIONS FOR FIGURE 113A

- A - Used on PA-31T with serial numbers 31T-7820067 and up, and PA-31T1 with serial numbers 31T-7904008 to 31T-8304003 inclusive, 31T-1104004 and up
- B - See Figure 115 for component parts
- C - Used on PA-31T with serial numbers 31T-7820067 to 31T-7920041 inclusive, and PA-31T1 with serial numbers 31T-7904008 to 31T-7904015 inclusive. If Heater Conversion Kit 763 963 has been installed per Service Letter No 890, order replacement Heater Assembly Part No 755 307 Heaters which are modified per Heater Conversion Kit 763 963 are reidentified as Heater Assembly 10E21-3
- D - Used on PA-31T with serial numbers 31T-7920042 to 31T-8020092 inclusive, 31T-8120060 and up, and PA-31T1 with serial numbers 31T-7904016 to 31T-8004057 inclusive, 31T-8104068 to 31T-8304003 inclusive, 31T-1104004 and up. Also used on PA-31T with serial numbers 31T-7820067 to 31T-7920041 inclusive, and PA-31T1 with serial numbers 31T-7904008 to 31T-7904015 inclusive if Heater Conversion Kit 763 963 has been installed per Service Letter No 890
- E - Used on Janitrol Heater Assembly 10E21-1 only
- F - Used on Janitrol Heater Assembly 10E21-2 only
- G - Used on Janitrol Heater Assembly 10E21-3 only
- H - If part is being ordered for Janitrol Heater Assembly 10E21-3, also order separately one (1) set of Modification Instructions (Janitrol P/N 19E84-1) from Janitrol Aero Division, Midland Ross Corporation, 4200 Surface Road, Columbus, Ohio 43228
- J - Used on PA-31T with serial numbers 31T-8120001 to 31T-8120059 inclusive, and PA-31T1 with serial numbers 31T-8104001 to 31T-8104067 inclusive
- K - Used on Janitrol Heater Assembly 10E21-4 only

PIPER PARTS CATALOG

Figure and Index Number	Part Number	Code	NOMENCLATURE	No. Req.	SERIAL NUMBERS AFFECTED
113A-1	755 286	C	HEATER ASSEMBLY - (Janitrol 10E21-1)	1	
	755 307	D	HEATER ASSEMBLY - (Janitrol 10E21-2)	1	
	755 334	J	HEATER ASSEMBLY - (Janitrol 10E21-4)	1	
-2	763 250	E,G,H	* COMBUSTION TUBE AND JACKET ASSEMBLY	1	
	763 299	F,K	* COMBUSTION TUBE AND JACKET ASSEMBLY	1	
-3	755 287	E,G	* HEAD ASSEMBLY - Combustion	1	
	755 308	F,K	* HEAD ASSEMBLY - Combustion	1	
-4	758 309	E	* BUSHING	1	
-5	478 697	E	* NIPPLE - (AN816-3)	1	
-6	434 128	E	* GROMMET - Shroud box (MS35489-6)	1	
-7	434 122	E	* GROMMET - Shroud box (MS35489-3S)	1	
-8	752 550		* NOZZLE - Fuel spray	1	
-9	758 320	E	* BOX ASSEMBLY - Fuel shroud, lower	1	
-10	758 300	E	* BOX - Fuel shroud, upper	1	
-11	754 839	E	* FUEL FEED AND NOZZLE HOLDER ASSEMBLY	1	
-12	762 215	E	* SOLENOID ASSEMBLY - Fuel	1	
-13	757 604	E,F,G	* SWITCH - Limit	1	
	762 463	K	* SWITCH - Limit	1	
-14	755 483	B	* IGNITION ASSEMBLY	1	
-15	755 401		* INSULATOR - Terminal board	1	
-16	763 495		* PLUG - Spark	1	
-17	751 920		* GASKET - Head	1	
-18	751 874		* GASKET - Limit switch	2	
-19	751 922	E,G	* GASKET - Valve body	1	
-20	761 946		* STRIP - Terminal	1	
-21	754 779	E	* ELBOW	1	
-22	755 022	E	* GASKET	1	
-23	752 549	E	* NUT - (MS21083-N9)	1	
-24	407 597	E	* WASHER - (AN960-916L)	1	
-25	752 563	E	* NUT - (MS35691-45)	1	
-26	754 866	F,K	* FUEL FEED, NOZZLE HOLDER AND SOLENOID VALVE ASSEMBLY	1	
-26a	755 864	F,K	* * PLATE - Solenoid base	1	
-26b	753 900	F,K	* * COVER - Solenoid	1	
-26c	763 300	F,K	* * COIL - Solenoid	1	
-26d	752 608	F,K	* * "O" RING	1	
-26e	415 533	F,K	* * SCREW - (MS35206-243)	1	
	407 042	F,K	* * LOCK WASHER - (MS35338-42)	1	
-27	756 183	F,G,K	* SHROUD ASSEMBLY - Fuel filter	1	
-28	754 867	F,G,K	* FILTER ASSEMBLY - Fuel	1	
-29	755 086	F,G,K	* GASKET - Fuel shroud	1	
-30	752 606	F,K	* "O" RING	1	
-31	752 607	F,G,K	* "O" RING	1	
-32	762 607	F,G,K	* REDUCER	1	
-33	755 087	F,K	* GASKET - Access cover	1	
-34	762 019	F,G,K	* TERMINAL - Electrical, solenoid	1	
-35	757 603		SWITCH - Cycling	1	
-36	189 420		CLOTH - Asbestos (Aluminized)	18"	
-37	924 289		TAPE - Pressure sensitive (roll)	1	
-38	754 875	G	FUEL FEED, NOZZLE HOLDER AND SOLENOID VALVE ASSEMBLY - (Janitrol P/N 19E35-2)	1	

When ordering, always specify Part Number, Description and Serial Number of Aircraft

PIPER PARTS CATALOG

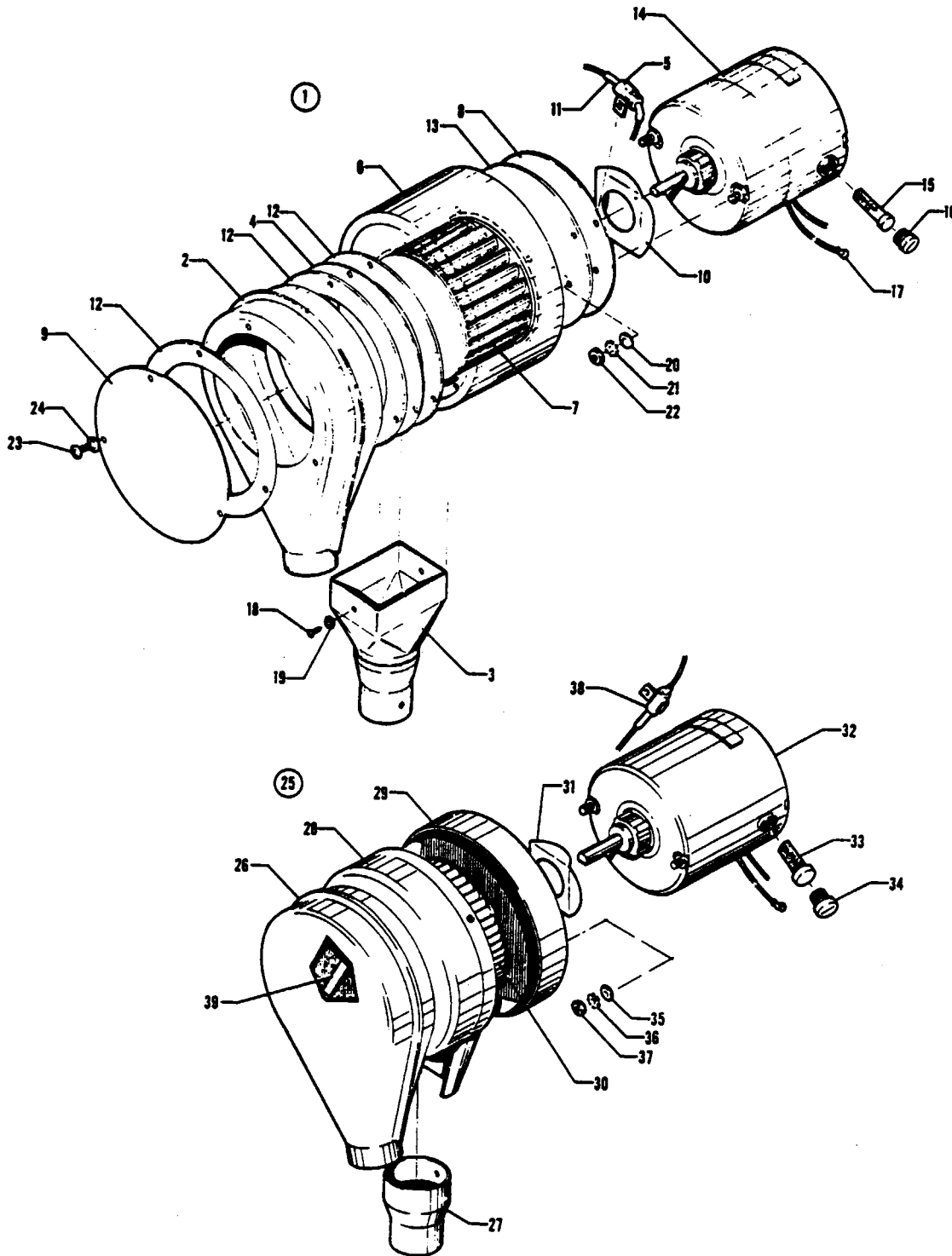


Figure 114 Heater Combustion Air Blower and Motor Assembly
(PA-31T - Serial Nos. 31T-7400002 to 31T-7820066 inclusive)
(PA-31T1 - Serial Nos. 31T-7804001 to 31T-7904007 inclusive)

REVISED: MARCH 1979

PIPER PARTS CATALOG

CODE EXPLANATIONS FOR FIGURE 114

- A - Used on PA-31T with serial numbers 31T-7400002 to 31T-7820066 inclusive. Also used on PA-31T1 with serial numbers 31T-7804001 to 31T-7904007 inclusive
- B - Used on PA-31T with serial numbers 31T-7400002 to 31T-7520017 inclusive, 31T-7520019 to 31T-7620015 inclusive, and 31T-7620031 to 31T-7720005 inclusive. If Combustion Air Blower and Motor Assembly 57D77 has been replaced with 89D23-1, order P/N 758 042
- C - Used on PA-31T with serial numbers 31T-7520018, 31T-7620016 to 31T-7620030 inclusive, 31T-7720006 to 31T-7820066 inclusive
Also used on PA-31T1 with serial numbers 31T-7804001 to 31T-7904007 inclusive

PIPER PARTS CATALOG

Figure and Index Number	Part Number	Code	NOMENCLATURE	No. Req.	SERIAL NUMBERS AFFECTED
114-1	758 148	B	COMBUSTION AIR BLOWER AND MOTOR ASSEMBLY (57D77)	1	
-2	751 260		* ADAPTER - Inlet	1	
-3	751 304		* ADAPTER - Fan outlet	1	
-4	757 220		* PLATER - Inlet	1	
-5	757 806		* CAPACITOR	1	
-6	751 977		* HOUSING - Blower	1	
-7	751 817		* WHEEL - Blower	1	
-8	755 866		* PLATE - Back	1	
-9	753 906		* COVER - Adapter	1	
-10	756 184		* SPACER - Motor	1	
-11	762 455		* SLEEVE - Capacitor	1	
-12	751 924		* GASKET - Adapter	3	
-13	751 878		* GASKET - Adapter	1	
-14	753 800		* MOTOR ASSEMBLY - Combustion air blower	1	
-15	753 391		* * BRUSH ASSEMBLY	2	
-16	753 392		* * CAP - Brush assembly	2	
-17			* * TERMINAL - Pre-insulated	1	
-18			* SCREW	9	
-19	407 133		* WASHER - (AN936A6)	9	
-20	407 584		* WASHER - (AN960-10L)	2	
-21	407 128		* WASHER - (AN936-B-10)	2	
-22	404 678		* NUT - (AN345-10)	2	
-23			* SCREW	3	
-24	407 135		* WASHER - (AN936-A-10)	3	
-25	758 042	C	COMBUSTION AIR BLOWER AND MOTOR ASSEMBLY (89D23-1)	1	
-26	751 332		* ADAPTER - Inlet	1	
-27	751 339		* ADAPTER - Fan outlet	1	
-28	755 253		* HOUSING - Half, outer	1	
-29	755 252		* HOUSING - Half, inner	1	
-30	751 817		* WHEEL - Blower	1	
-31	756 184		* SPACER - Motor	1	
-32	761 608		* MOTOR ASSEMBLY - Combustion air blower	1	
-33	753 391		* * BRUSH ASSEMBLY	2	
-34	753 392		* * CAP - Brush assembly	2	
-35	407 584		* WASHER - (AN960-10L)	2	
-36	407 128		* WASHER - (AN936-B-10)	2	
-37	404 678		* NUT - (AN345-10)	2	
-38	758 013		* CAPACITOR	1	
-39	758 302		* BRACKET	1	

When ordering, always specify Part Number, Description and Serial Number of Aircraft

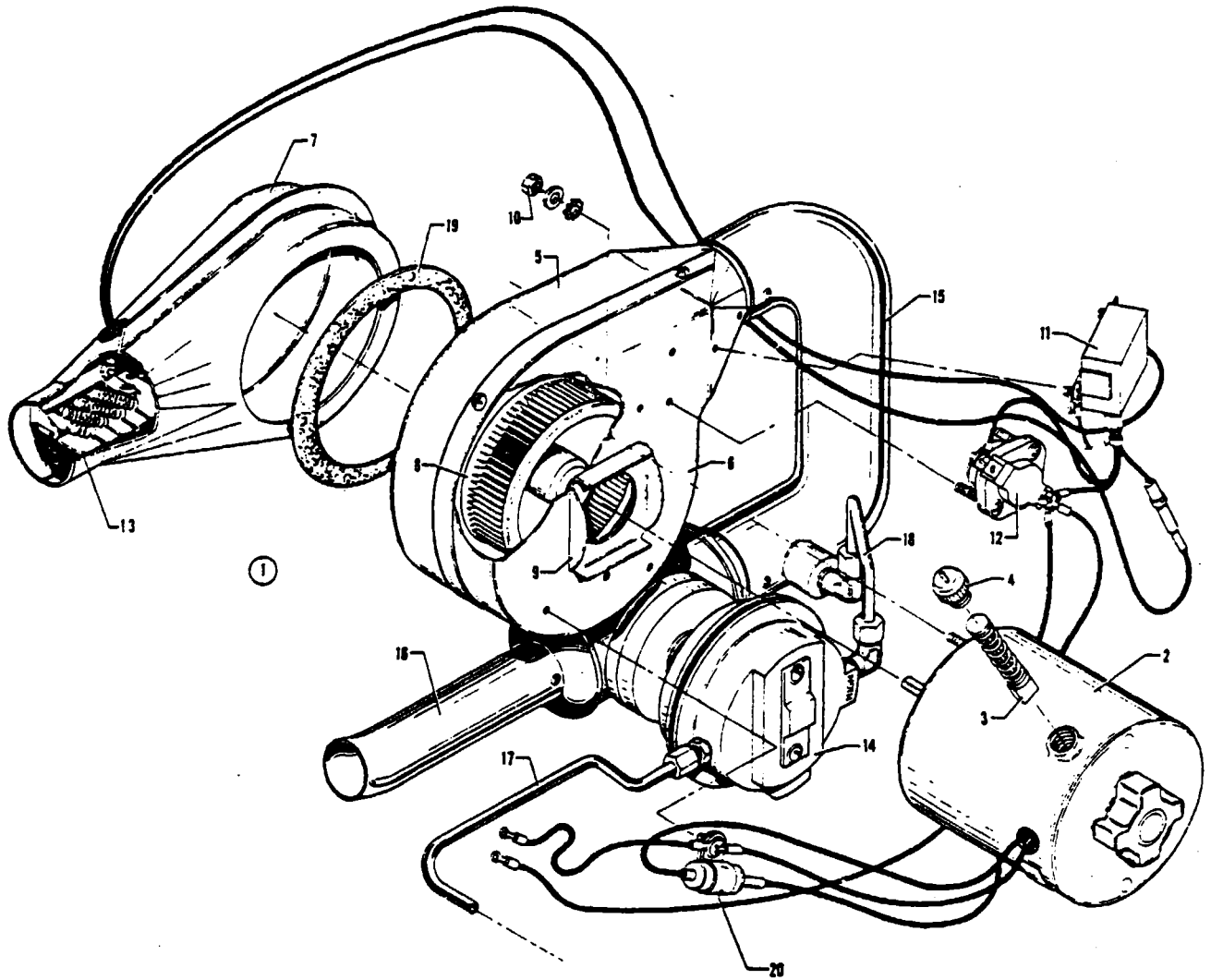


Figure 114A Heater Combustion Air Blower and Regulator Assembly
(See Code "A")

REVISED: DECEMBER 1983

PIPER PARTS CATALOG

CODE EXPLANATIONS FOR FIGURE 114A

- A - Used on PA-31T with serial numbers 31T-7820067 and up, and PA-31T1 with serial numbers 31T-7904008 to 31T-8304003 inclusive, 31T-1104004 and up
- B - Used on PA-31T with serial numbers 31T-7820067 to 31T-7920041 inclusive, and PA-31T1 with serial numbers 31T-7904008 to 31T-7904015 inclusive. If Heater Conversion Kit 763 963 has been installed per Service Letter No 890, order replacement Combustion Air Blower and Regulator Assembly Part No 763 298 (Combustion Air Blower and Regulator Assemblies which are modified per Heater Conversion Kit 763 963 are identifiable by a modification identification plate attached to the heater which identifies the reworked heater as Heater Part No 10E21-3)
- C - Used on PA-31T with serial numbers 31T-7920042 and up, and PA-31T1 with serial numbers 31T-7904016 to 31T-8304003 inclusive, 31T-1104004 and up. Also used on PA-31T with serial numbers 31T-7820067 to 31T-7920041 inclusive, and PA-31T1 with serial numbers 31T-7904008 to 31T-7904015 inclusive if Heater Conversion Kit 763 963 has been installed per Service Letter No 890
- D - Used on Combustion Air Blower and Regulator Assembly 10E58-1 only. If Heater Conversion Kit 763 963 has been installed per Service Letter No 890, order part for Combustion Air Blower and Regulator Assembly 16E68-1
- E - Used on Combustion Air Blower and Regulator Assembly 16E68-1 only
- F - Used on Combustion Air Blower and Regulator Assembly 10E58-1 only

PIPER PARTS CATALOG

Figure and Index Number	Part Number	Code	NOMENCLATURE	No Req.	SERIAL NUMBERS AFFECTED
114A-1	763 251	B	COMBUSTION AIR BLOWER AND REGULATOR ASSEMBLY (10E58-1)	1	
	763 298	C	COMBUSTION AIR BLOWER AND REGULATOR ASSEMBLY (16E68-1)	1	
-2	761 608	D	* MOTOR ASSEMBLY - Combustion air blower	1	
	761 704	E	* MOTOR ASSEMBLY - Combustion air blower	1	
-3	753 391	D	* * BRUSH ASSEMBLY	2	
-4	753 392	D	* * CAP - Brush assembly	2	
-5	755 253	D	* HOUSING - Half, outer	1	
	755 294	E	* HOUSING - Half, outer	1	
-6	755 288	D	* HOUSING - Half, inner	1	
	755 293	E	* HOUSING - Half, inner	1	
-7	763 011		* ADAPTER ASSEMBLY - Combustion air	1	
-8	751 817	D	* WHEEL - Blower	1	
	763 714	E	* WHEEL - Blower	1	
-9	756 184	D	* SPACER - Motor	1	
-10	752 573	D	* NUT - (MS35650-302)	2	
	407 584	D	* WASHER - (AN960-10L)	2	
	763 709	D	* WASHER - (MS35335-32)	2	
-11	762 571	D	* RELAY - Combustion air	1	
	762 608	E	* RELAY - Combustion air	1	
-12	762 334		* SWITCH - Combustion air	1	
-13	764 984		* HEATER ASSEMBLY KIT - Combustion air	1	
-14	762 572		* REGULATOR ASSEMBLY - Combustion air	1	
-15	754 786	D	* ELBOW - Combustion air	1	
	754 795	E	* ELBOW - Combustion air	1	
-16	754 787	D	* TUBE - Combustion air	1	
	762 017	E	* TUBE - Combustion air	1	
-17	761 992	D	* TUBE - Regulator	1	
	762 018	E	* TUBE - Regulator	1	
-18	761 993		* TUBE - Regulator	1	
-19	751 924		* GASKET - Blower housing	1	
-20	758 013	F	* CAPACITOR	1	

When ordering, always specify Part Number, Description and Serial Number of Aircraft

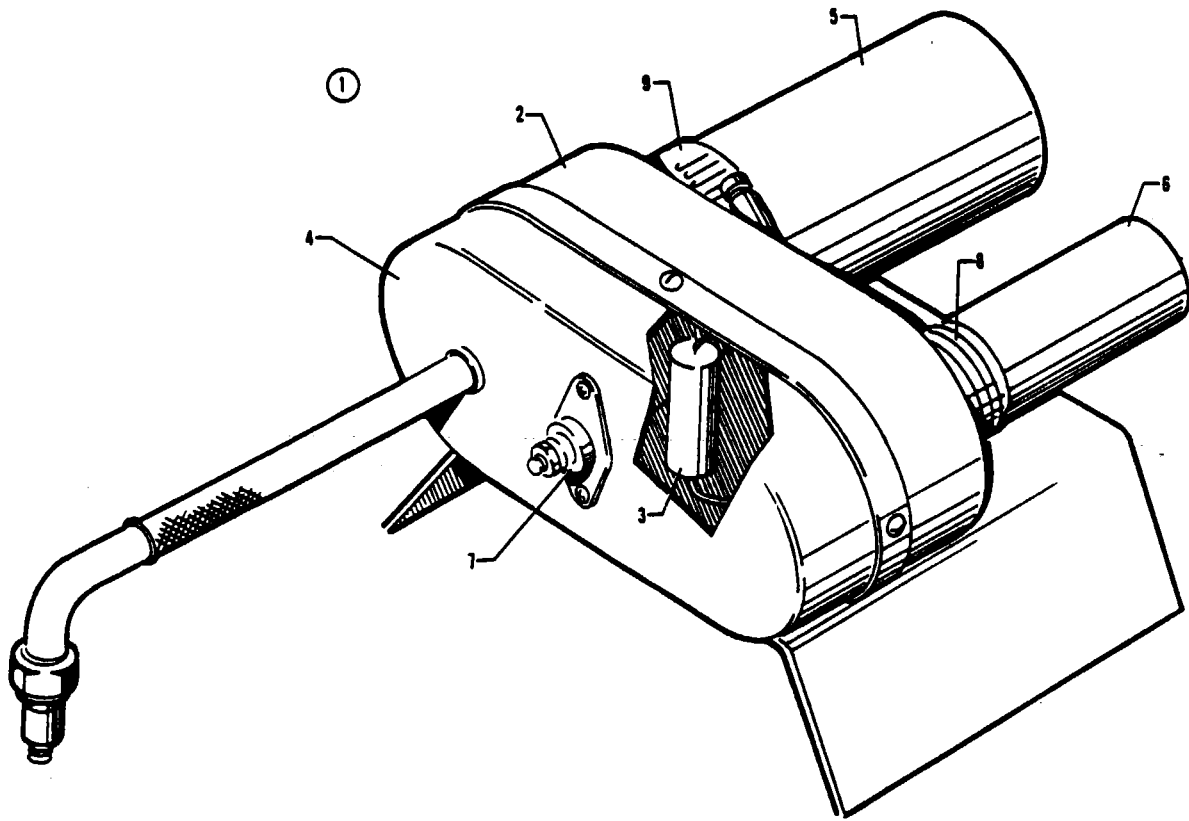


Figure 115. Heater Ignition Assembly

REVISED: MAY 1978

PIPER PARTS CATALOG

CODE EXPLANATIONS FOR FIGURE 115

A - Used with Heater Assembly 62D33 only

B - Used with Heater Assemblies 62D33-1 and 62D33-2, 10E21-1, 10E21-2, 10E21-3 and 10E21-4

PIPER PARTS CATALOG

Figure and Index Number	Part Number	Code	NOMENCLATURE	No. Req.	SERIAL NUMBERS AFFECTED
115-1	755 467	A	IGNITION ASSEMBLY	1	
	755 483	B	IGNITION ASSEMBLY	1	
-2	758 343	A	* BOX ASSEMBLY - Ignition	1	
	758 321	B	* BOX ASSEMBLY - Ignition	1	
-3	758 043		* * CONDENSER	1	
-4	758 044		* COVER ASSEMBLY - Ignition	1	
-5	757 888		* COIL - Ignition	1	
-6	756 577		* VIBRATOR (solid state)	1	
-7	754 812		* FILTER	1	
-8	758 045		* CLAMP - Vibrator	1	
-9	758 046		* CLAMP - Coil	1	

When ordering, always specify Part Number, Description and Serial Number of Aircraft

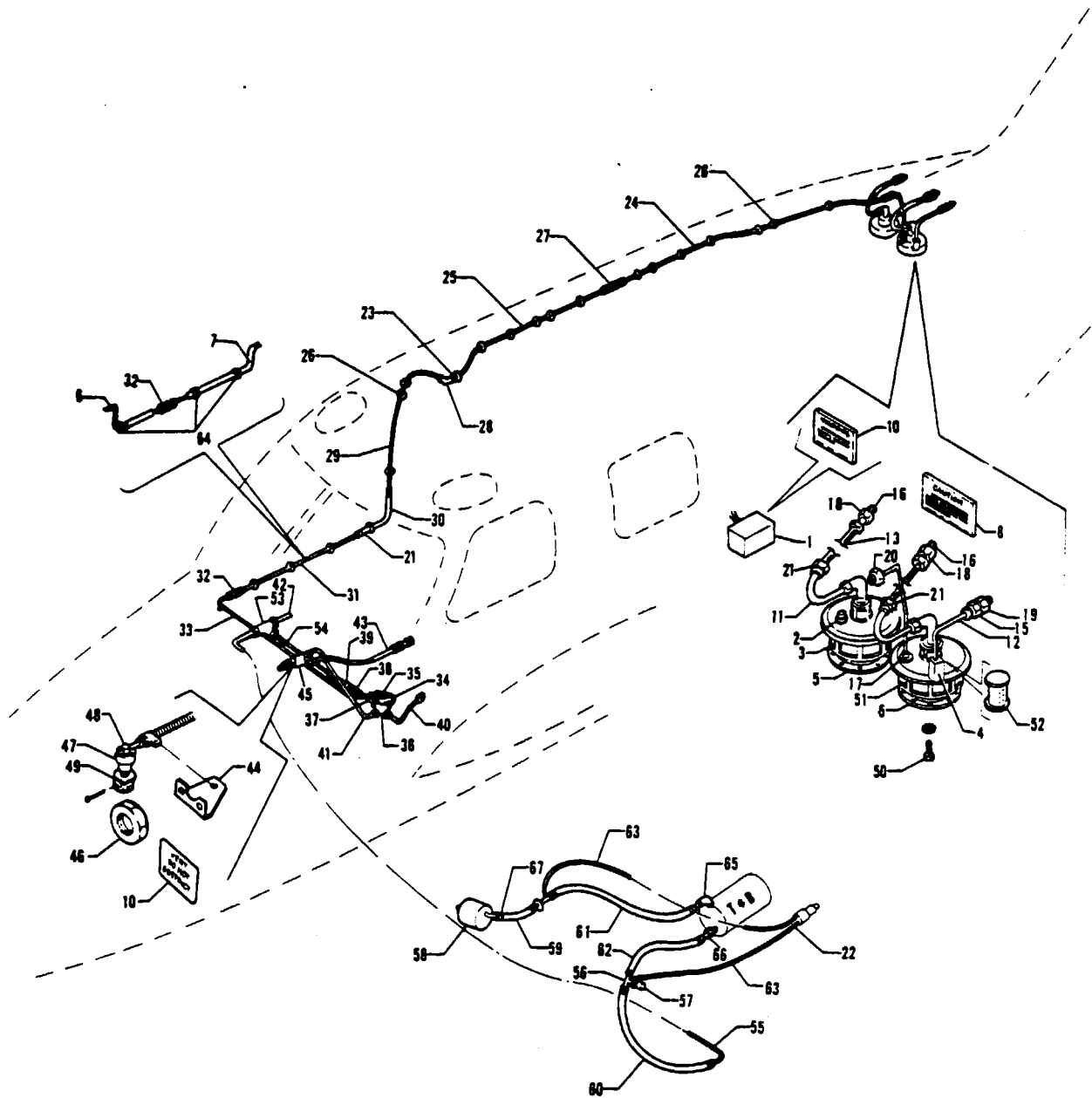


Figure 116 Cabin Pressure Control System Installation
 (PA-31T - Serial Nos. 31T-7400002 to 31T-7820092 inclusive)
 (PA-31T1 - Serial Nos. 31T-7804001 to 31T-7804011 inclusive)

PIPER PARTS CATALOG

CODE EXPLANATIONS FOR FIGURE 116

- A - Order part for serial numbers 31T-7520030 and up for PA-31T if Cabin Altitude Controller Relocation Kit 760 921 has been installed per Service Letter 743.
- B - Used on PA-31T only.
- C - Used on PA-31T with serial numbers 31T-7820001 and up, and PA-31T1.
- D - Used on PA-31T with serial numbers 31T-7520030 and up, and PA-31T1.
- E - Used on PA-31T with serial numbers 31T-7720008 and up, and PA-31T1.
- F - Used on PA-31T with serial numbers 31T-7400002 to 31T-7820066 inclusive, and PA-31T1.

PIPER PARTS CATALOG

Figure and Index Number	Part Number	Code	NOMENCLATURE	No. Req.	SERIAL NUMBERS AFFECTED
116-	50575 51789		DRAWING - Cabin Pressure Control System Installation DRAWING - Vacuum Turn and Bank System Installation		
-1	587 870	F	SWITCH - Pressure (3547-00)	1	
	588 099	B	SWITCH - Pressure (1336-00-1)	1	31T-7820067 and up
-2	581 312		PLUG - Piper (AN913-1D)	1	
-3	492 187		VALVE - Cabin safety (PS50023-1)	1	
-4	47580-00		GUARD - Isobaric valve	1	
-5	47536-00		GASKET - Valve	2	
-6	55667-02	E	LINE ASSEMBLY - Cabin pressure control	1	
-7	55668-02	E	LINE ASSEMBLY - Cabin pressure control	1	
-8	47583-00		PLACARD - Isobaric valve (581 589)	1	
-9	454 921		CLAMP - Hose (SAE TY F-10)	8	
-10	46752-00	B	PLACARD - Cabin vent (581 540)	4	31T-7400002 to 31T-7720069 incl
	46752-00	C	PLACARD - Cabin vent (581 540)	3	
-11	47024-00		LINE ASSEMBLY - Pressure differential control	2	
-12	47581-00		LINE ASSEMBLY - Isobaric valve	1	
-13	16633-81		HOSE	2	
-14	48257-00		LINE ASSEMBLY - Cabin pressure control	1	
-15	47789-00		UNION - Special	1	
-16	47793-00		ADAPTER - Special	2	
-17	451 911		ADAPTER - (PF110-4-2)	1	
	476 671		NIPPLE - (AN816-5-4D)	1	
-18	477 620		NUT - (AN924-6D)	2	
-19	477 618		NUT - (AN924-4D)	1	
-20	491 061		UNION - (AN832-5D)	1	
	407 569		WASHER - (AN960-816)	1	
	477 623		NUT - (AN924-5D)	1	
-21	554 888		CLAMP - (SAE TY F-6)	6	
-22	554 778		CLAMP - Hose (SAE TY F-4SS)	4	
-23	486 898		SLEEVE - (MS20819-5D)	2	
	477 613		NUT - (AN818-5D)	2	
-24	48259-03		LINE ASSEMBLY - Isobaric	1	
-25	48259-02		LINE ASSEMBLY - Isobaric	1	
-26	434 151		GROMMET - (MS35489-10S)	20	
-27	491 061		UNION - (AN832-5D)	1	
	80122-141		WASHER	2	
	477 623		NUT - (AN924-5D)	1	
-28	458 884		ELBOW - (AN821-5D)	1	
-29	48260-02		LINE ASSEMBLY - Isobaric	1	
-30	80007-20		HOSE	1	
-31	48260-03	B	LINE ASSEMBLY - Isobaric	1	31T-7400002 to 31T-7720007 incl
-32	491 051		UNION - (AN815-5D)	2	
-33	48323-00	A	LINE ASSEMBLY - Cabin pressure control	1	31T-7400002 to 31T-7520029 incl
	54485-02	D	LINE ASSEMBLY - Cabin pressure control	1	
-34	48324-00		LINE ASSEMBLY - Cabin pressure control	1	
-35	484 350		REDUCER - (AN919-3D)	1	
-36	455 418	B	CROSS - (AN827-4D)	1	31T-7400002 to 31T-7720069 incl
	488 320	C	TEE - (AN824-4D)	1	
-37	11987-89	A	LINE ASSEMBLY - Cabin pressure control	1	31T-7400002 to 31T-7520029 incl
	54486-02	D	LINE ASSEMBLY - Cabin pressure control	1	
-38	476 648		NIPPLE - (AN816-4D)	2	
-39	492 292		VALVE - Relief (1287-00-9)	1	
-40	46337-00	A	LINE ASSEMBLY - Cabin pressure control	1	31T-7400002 to 31T-7520029 incl
	54748-02	D	LINE ASSEMBLY - Cabin pressure control	1	
-41	46338-00	A	LINE ASSEMBLY - Cabin pressure control	1	31T-7400002 to 31T-7520029 incl
	54487-02	D	LINE ASSEMBLY - Cabin pressure control	1	

When ordering, always specify Part Number, Description and Serial Number of Aircraft

PIPER PARTS CATALOG

Figure and Index Number	Part Number	Code	NOMENCLATURE	No. Req.	SERIAL NUMBERS AFFECTED
116-42	51744-02		LINE ASSEMBLY - Instrument air	1	
-43	19331-08	B	CABLE ASSEMBLY - Cabin pressure release	1	31T-7400002 to 31T-7720069 incl
-44	46346-00	B	BRACKET - Pressure release cable support	1	31T-7400002 to 31T-7720069 incl
-45	492 145	B	VALVE - Pressure release (301-00-505)	1	31T-7400002 to 31T-7720069 incl
-46	477 621	B	NUT - (AN924-8D)	2	31T-7400002 to 31T-7720069 incl
-47	91193-00	B	FITTING - Swivel	1	31T-7400002 to 31T-7720069 incl
-48	70371-03	B	STUD	1	31T-7400002 to 31T-7720069 incl
-49	81342-18	B	WASHER	1	31T-7400002 to 31T-7720069 incl
	404 392	B	NUT - (AN320-3)	1	31T-7400002 to 31T-7720069 incl
	424 051	B	PIN - Cotter (MS24665-132)	1	31T-7400002 to 31T-7720069 incl
-50	400 437		BOLT - (AN3-3A)	12	
	407 128		WASHER - (AN936-B10)	12	
	407 800		WASHER - (AN970-3)	12	
-51	492 229		VALVE - Isobaric and pressure differential (4610-00)	1	
-52	754 831		* FILTER - Tobacco (3344-52)	1	
-53	51803-02		TEE ASSEMBLY - Flared tube (special)	1	
-54	80004-21		LINE - Instrument air	1	
-55	51787-02		TUBE ASSEMBLY - Vacuum	1	
-56	51785-02		MANIFOLD ASSEMBLY - Air line	1	
-57	49755-02		* VALVE ASSEMBLY - Relief	1	
-58	560 710		FILTER - Air (1J7-2)	1	
-59	83161-46		HOSE - Air filter	1	
-60	83161-47		HOSE - Manifold to instrument air	1	
-61	82371-99		HOSE - Turn and bank to filter fitting	1	
-62	80007-54		HOSE - Turn and bank to manifold	1	
-63	83161-50		HOSE - Vacuum gauge	2	
-64	434 182	E	GROMMET - (MS35489-23S)	3	
-65	558 856		ELBOW - Turn and bank indicator (1K1-2-6)	1	
-66	551 867		ADAPTER - Turn and bank indicator (1K10-2-6)	1	

When ordering, always specify Part Number, Description and Serial Number of Aircraft

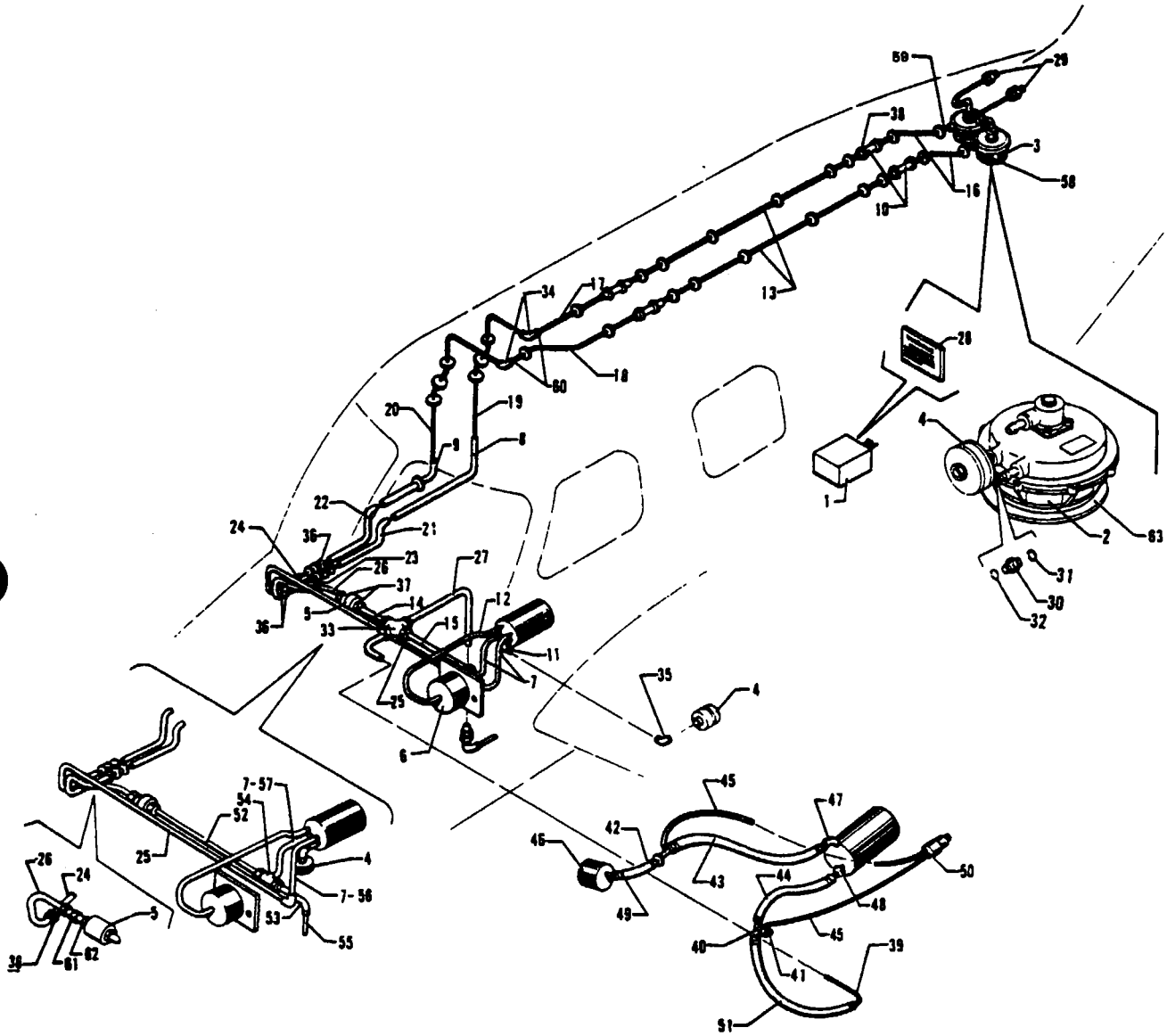


Figure 116A Cabin Pressure Control System Installation
(See Code "J")

PIPER PARTS CATALOG

CODE EXPLANATIONS FOR FIGURE 116A

- A - Used on PA-31T only
- B - Used on PA-31T1 only
- C - Used on PA-31T2 only
- D - Used on PA-31T with serial numbers 31T-7920053, 31T-7920083 and up, PA-31T1 with serial numbers 31T-7904046 to 31T-8004036 inclusive, and PA-31T2
- E - Used on PA-31T with serial numbers 31T-7920001 to 31T-8020042 inclusive, and PA-31T1 with serial numbers 31T-7904001 to 31T-8004023 inclusive
- F - Used on PA-31T with serial numbers 31T-8020043 and up, PA-31T1 with serial numbers 31T-8004024 to 31T-8004036 inclusive, and PA-31T2
- G - Used on aircraft that comply with C A A (United Kingdom) requirements
- H - Used on PA-31T with serial numbers 31T-7920001 to 31T-7920052 inclusive, 31T-7920054 to 31T-7920082 inclusive, and PA-31T1 with serial numbers 31T-7904001 to 31T-7904045 inclusive
- J - Used on PA-31T with serial numbers 31T-7920001 and up, PA-31T1 with serial numbers 31T-7904001 to 31T-8004036 inclusive, and PA-31T2
- K - Used on PA-31T with serial numbers 31T-7920001 to 31T-8120054 inclusive, PA-31T1 with serial numbers 31T-7904001 to 31T-8004036 inclusive, and PA-31T2 with serial numbers 31T-8166001 to 31T-8166020 inclusive
- L - Used on PA-31T with serial numbers 31T-8120055 and up, and PA-31T2 with serial numbers 31T-8166021 to 31T-8166076 inclusive, 31T-1166001 and up

PIPER PARTS CATALOG

Figure and Index Number	Part Number	Code	NOMENCLATURE	No. Req.	SERIAL NUMBERS AFFECTED
116A-	49685	J	DRAWING - Cabin Pressure Control System Installation		
	51789	H	DRAWING - Vacuum Turn and Bank System Installation		
-1	587 870	B	SWITCH - Pressure (3547-00)	1	
	588 099	A,C	SWITCH - Pressure (1336-00-1)	1	
	588 221	B,G	SWITCH - Pressure (3547-00-3)	1	
-2	492 316		VALVE - Cabin safety (103638-2)	1	
-3	492 315		VALVE - Isobaric (103638-1)	1	
-4	560 769		FILTER - Cabin pressure control (PS50123-6)	2	
-5	492 292	K	VALVE - Relief (1287-00-9)	1	
	491 981	L	VALVE - Relief (V2800-01)	1	
-6	488 076		TANK ASSEMBLY - Auxiliary volume (PS50123-4)	1	
-7	82371-147	H	HOSE - Flexible	4	
	82371-147	D	HOSE - Flexible	2	
-8	82371-148	E	HOSE - Flexible	2	
-9	16633-62	E	HOSE - Flexible	2	
-10	80007-34		HOSE - Flexible	4	
-11	80007-47		HOSE - Flexible	1	
-12	80007-46		HOSE - Flexible	1	
-13	80004-44		TUBE - Pressurized air	2	
-14	80004-43	H	LINE ASSEMBLY - Instrument air vacuum	1	
-15	80004-42	H	LINE ASSEMBLY - Instrument air vacuum	1	
-16	49702-02		TUBE - Pressurized air	2	
-17	49701-02		LINE ASSEMBLY - Pressurized air	1	
-18	49701-03		LINE ASSEMBLY - Pressurized air, isobaric	1	
-19	48260-04	E	LINE ASSEMBLY - Pressurized air, isobaric	1	
	29997-08	F	HOSE - Flexible, pressurized air, isobaric	1	
-20	48260-05	E	LINE ASSEMBLY - Pressurized air	1	
	29997-08	F	HOSE - Flexible, pressurized air	1	
-21	55668-03	A,B	LINE ASSEMBLY - Pressurized air, isobaric	1	
	29519-02	C	LINE ASSEMBLY - Pressurized air, isobaric	1	
-22	49696-02	A,B	LINE ASSEMBLY - Pressurized air	1	
	29518-02	C	LINE ASSEMBLY - Pressurized air	1	
-23	55667-03		LINE ASSEMBLY - Pressurized air, isobaric	1	
-24	49697-02		LINE ASSEMBLY - Pressurized air, isobaric	1	
-25	49698-02		LINE ASSEMBLY - Pressurized air, isobaric	1	
-26	49699-02	K	LINE ASSEMBLY - Pressurized air	1	
	81991-02	L	LINE ASSEMBLY - Pressurized air	1	
-27	51744-02	H	LINE ASSEMBLY - Instrument air	1	
-28	46752-00		PLACARD - Cabin vent (581 540)	3	
-29	49686-02		ADAPTER - Special	2	
	477 618		NUT - (AN924-4D)	2	
	424 057		COTTER PIN - (MS24665-153)	2	
-30	49822-02		ORIFICE ASSEMBLY - Safety valve	1	
-31	484 842		"O" RING - (MS29512-04)	2	
-32	484 897		"O" RING - (EMS342-905-11126)	1	
-33	455 418	H	CROSS - (AN827-4D)	1	
-34	458 880		ELBOW - (AN821-4D)	2	
-35	558 850		ELBOW - (AN838-4D)	1	
	477 618		NUT - (AN924-4D)	1	
-36	491 050		UNION - (AN815-4D)	4	
-37	476 648	K	NIPPLE - (AN816-4D)	2	
-38	554 871		CLAMP - (SAE TY F-6SS)	20	
-39	51787-02	H	TUBE ASSEMBLY - Vacuum	1	
-40	51785-02	H	MANIFOLD ASSEMBLY - Air line	1	
-41	49755-02	H	* VALVE ASSEMBLY - Relief	1	
-42	83161-46	H	HOSE - Air filter	1	

When ordering, always specify Part Number, Description and Serial Number of Aircraft

PIPER PARTS CATALOG

Figure and Index Number	Part Number	Code	NOMENCLATURE	No. Req.	SERIAL NUMBERS AFFECTED
116A-43	82371-99		HOSE - Turn and bank to filter fitting	1	
-44	80007-54	H	HOSE - Turn and bank to manifold	1	
-45	83161-50	H	HOSE - Vacuum gauge	2	
-46	560 710	H	FILTER - Air (1J7-2)	1	
-47	558 856	H	ELBOW - Turn and bank indicator (1K1-2-6)	1	
	558 856	D	ELBOW - Turn and bank indicator (1K1-2-6)	2	
-48	551 867	H	ADAPTER - Turn and bank indicator (IK10-2-6)	1	
-49	554 778	H	CLAMP - Hose (SAE TY F-4SS)	8	
	454 921	D	CLAMP - Hose (SAE TY F-10)	11	
-50	554 778	H	CLAMP - Hose (SAE TY F-4SS)	8	
-51	83161-47	H	HOSE - Manifold to instrument air	1	
-52	80004-45	D	TUBE ASSEMBLY - Instrument air vacuum	1	
-53	82371-155	D	HOSE - Instrument air vacuum	1	
-54	29007-02	D	TEE - Cabin pressure control	1	
-55	80004-42	D	TUBE ASSEMBLY - Instrument air vacuum	1	
-56	83161-71	D	HOSE - Pressurization air	1	
-57	83161-70	D	HOSE - Instrument air vacuum	1	
-58	82371-148		HOSE - Flexible	1	
-59	80006-13		HOSE - Flexible	1	
-60	46723-00	F	LINE ASSEMBLY - Pressurized air	2	
-61	491 060	L	UNION - (AN832-4D)	2	
-62	484 842	L	"O" RING - (MS29512-04)	2	
	477 618	L	NUT - (AN924-4D)	2	
-63	755 127		GASKET - Outflow and safety valves	2	
	763 058		ADHESIVE	AR	

When ordering, always specify Part Number, Description, and Serial Number of Aircraft

PIPER PARTS CATALOG

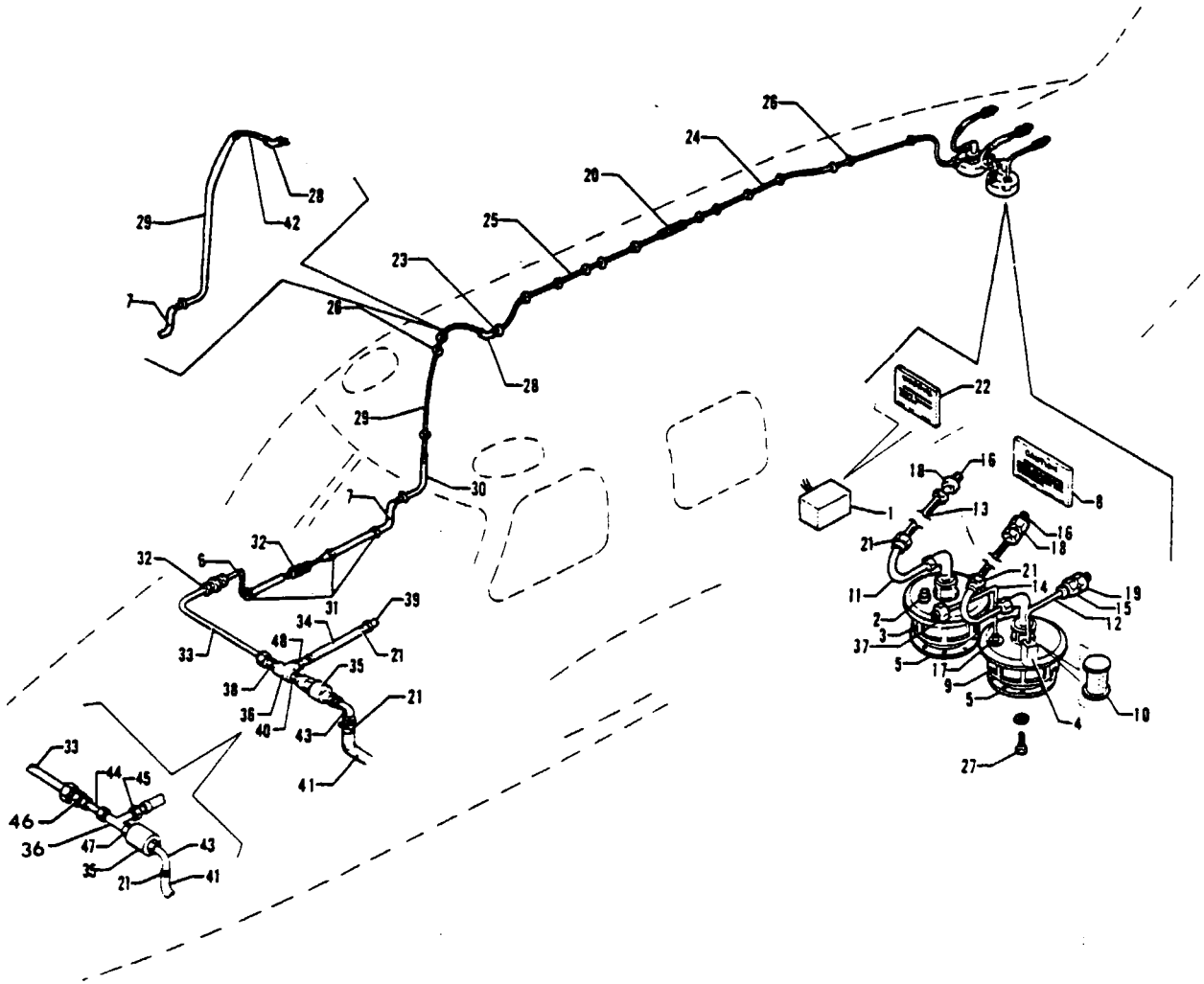


Figure 116B Cabin Pressure Control System Installation
(See Code 'A')

PIPER PARTS CATALOG

CODE EXPLANATIONS FOR FIGURE 116B

- A - Used on PA-31T1 with serial numbers 31T-8004037 to 31T-8304003 inclusive, 31T-1104004 and up
- B - Used on aircraft that comply with C A A (United Kingdom) requirements
- C - Used on serial numbers 31T-8104003 to 31T-8304003 inclusive, 31T-1104004 and up
- D - Used on serial numbers 31T-8104062 to 31T-8304003 inclusive, 31T-1104004 and up

PIPER PARTS CATALOG

Figure and Index Number	Part Number	Code	NOMENCLATURE	No Req	SERIAL NUMBERS AFFECTED
116B-	29641		DRAWING - Cabin Pressure Control System Installation		
-1	587 870		SWITCH - Pressure (3547-00)	1	
	588 221	B	SWITCH - Pressure (3547-00-3)	1	
-2	581 312		PLUG - Piper (AN913-1D)	1	
-3	492 187		VALVE - Cabin safety (PS50023-1)	1	
-4	47580-00		GUARD - Isobaric valve	1	
-5	47536-00		GASKET - Valve	2	
-6	55667-02		LINE ASSEMBLY - Cabin pressure control	1	
-7	55668-02		LINE ASSEMBLY - Cabin pressure control	1	
-8	47583-00		PLACARD - Isobaric valve (581 589)	1	
-9	492 229		VALVE - Isobaric and pressure differential (4610-00)	1	
-10	754 831		* FILTER - Tobacco (3344-52)	1	
-11	47024-00		LINE ASSEMBLY - Pressure differential control	2	
-12	47581-00		LINE ASSEMBLY - Isobaric valve	1	
-13	16633-81		HOSE	2	
-14	29637-02		LINE ASSEMBLY - Cabin pressure control	1	
-15	47789-00		UNION - Special	1	
-16	47793-00		ADAPTER - Special	2	
-17	476 671		NIPPLE - (AN816-5-4D)	1	
-18	477 620		NUT - (AN924-6D)	2	
-19	477 618		NUT - (AN924-4D)	1	
-20	491 061		UNION - (AN832-5D)	1	
	80122-141		WASHER	2	
	477 623		NUT - (AN924-5D)	1	
-21	554 888		CLAMP - (SAE TY F-6)	6	
-22	46752-00		PLACARD - Cabin vent (581 540)	3	
-23	486 898		SLEEVE - (MS20819-5D)	2	
	477 613		NUT - (AN818-5D)	2	
-24	48259-04		LINE ASSEMBLY - Isobaric	1	
-25	48259-02		LINE ASSEMBLY - Isobaric	1	
-26	434 151		GROMMET - (MS35489-10S)	18	31T-8004037 to 31T-8104002 incl
	434 151	C	GROMMET - (MS35489-10S)	14	
-27	400 437		BOLT - (AN3-3A)	12	
	407 128		WASHER - (AN936-B10)	12	
	407 800		WASHER - (AN970-3)	12	
-28	458 884		ELBOW - (AN821-5D)	1	
-29	48260-02		LINE ASSEMBLY - Isobaric	1	31T-8004037 to 31T-8104002 incl
	80007-50	C	HOSE - Isobaric	1	
-30	80007-20		HOSE	1	31T-8004037 to 31T-8104002 incl
-31	434 182		GROMMET - (MS35489-23S)	3	
-32	491 051		UNION - (AN815-5D)	2	
-33	29615-02		LINE ASSEMBLY - Cabin pressure control	1	31T-8004037 to 31T-8104061 incl
	81976-02	D	LINE ASSEMBLY - Cabin pressure control	1	
-34	83161-71		LINE ASSEMBLY - Controller assembly	1	
-35	492 292		VALVE - Relief (1287-00-9)	1	31T-8004037 to 31T-8104061 incl
	491 981	D	VALVE - Relief (V2800-01)	1	
-36	488 474		TEE - (AN917-1D)	1	31T-8004037 to 31T-8104061 incl
	488 311	D	TEE - (AN804-4D)	1	
-37	82371-156		HOSE - Cabin pressure control	1	
-38	476 661		NIPPLE - (AN816-5D)	1	31T-8004037 to 31T-8104061 incl
-39	451 881		ADAPTER - (1K10-2-4)	1	
-40	476 643		NIPPLE - (AN911-1D)	1	31T-8004037 to 31T-8104061 incl
-41	82371-155		HOSE - Solenoid valve to air supply	1	
-42	80004-50	C	TUBE ASSEMBLY - Isobaric	1	
-43	458 948		ELBOW - (1K1-2-4)	1	31T-8004037 to 31T-8104061 incl
	558 850	D	ELBOW - (AN838-4D)	1	

When ordering, always specify Part Number, Description and Serial Number of Aircraft

PIPER PARTS CATALOG

Figure and Index Number	Part Number	Code	NOMENCLATURE	No. Req.	SERIAL NUMBERS AFFECTED
116B-44	80024-20	D	LINE ASSEMBLY — Cabin pressure control	1	
-45	17881-06	D	LINE ASSEMBLY - Cabin pressure control	1	
-46	484 350	D	REDUCER - (AN919-3D)	1	
-47	484 842	D	"O" RING - (MS29512-04)	2	
	477 618	D	NUT — (AN924-4D)	2	
-48	451 881		ADAPTER - (1K10-2-4)	1	31T-8004037 to 31T-8104061 incl

When ordering, always specify Part Number, Description and Serial Number of Aircraft

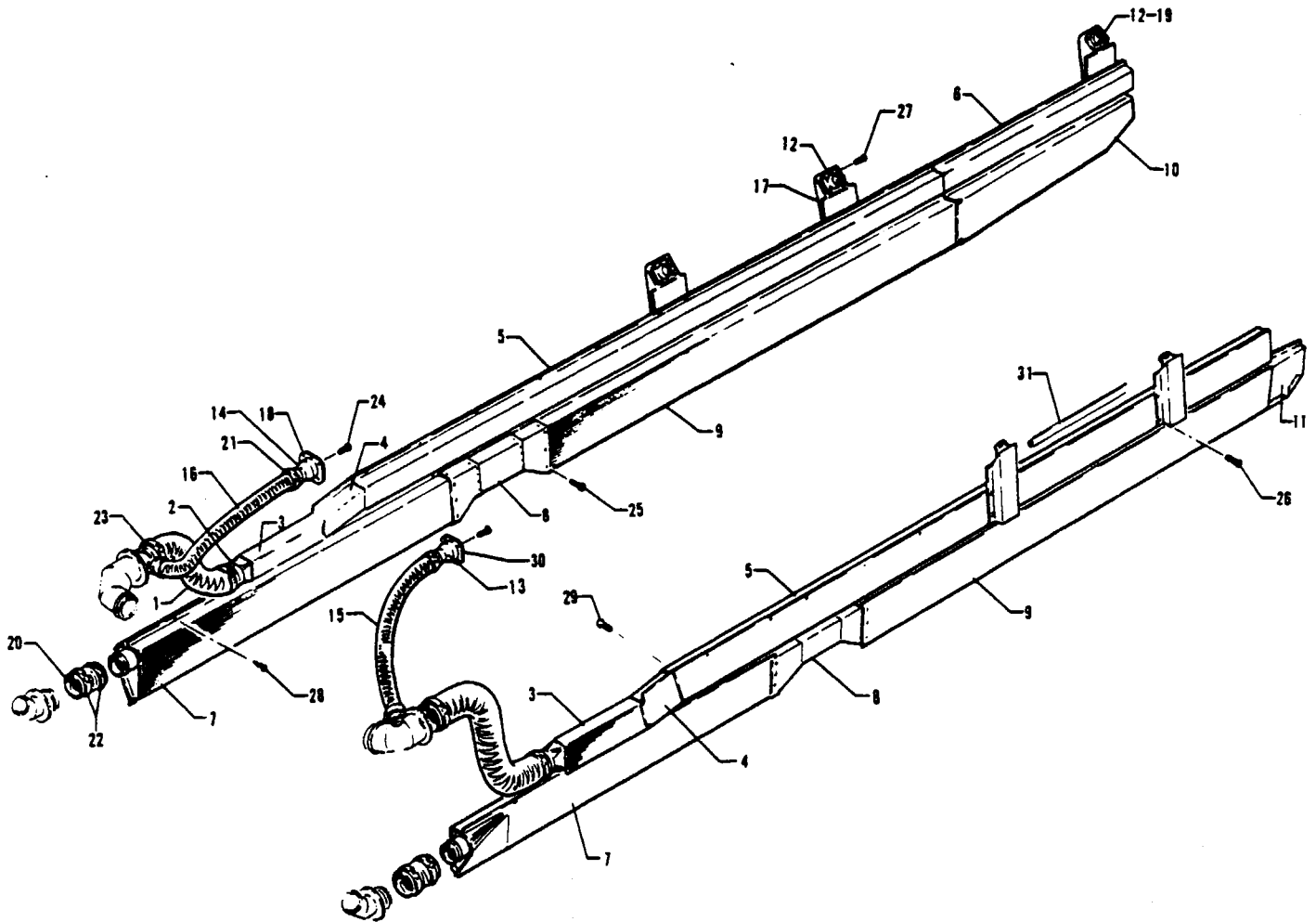


Figure 117. Air Distribution Duct Installation
 (PA-31T - Serial Nos. 31T-7400002 to 31T-7720007 inclusive)

REVISED: MAY 1978

PIPER PARTS CATALOG

CODE EXPLANATIONS FOR FIGURE 117

PIPER PARTS CATALOG

Figure and Index Number	Part Number	Code	NOMENCLATURE	No. Req.	SERIAL NUMBERS AFFECTED
117-	50808		DRAWING - Air Distribution Duct Installation		
-1	49997-14		HOSE - Ventilating air	2	
-2	47631-00		INLET - Ventilating air	2	
-3	48445-02		DUCT ASSEMBLY - Ventilating air, Sta. 99.00 to Sta. 112.59, left	1	
	48445-03		DUCT ASSEMBLY - Ventilating air, Sta. 99.00 to Sta. 112.59, right	1	
-4	46356-00		DUCT ASSEMBLY - Ventilating air, left	1	
	46356-01		DUCT ASSEMBLY - Ventilating air, right	1	
-5	46359-00		DUCT ASSEMBLY - Ventilating air, Sta. 118.12 to Sta. 203.00, left	1	31T-7400002 to 31T-7620010 incl.
	46359-08		DUCT ASSEMBLY - Ventilating air, Sta. 118.12 to Sta. 203.00, left	1	31T-7620011 and up
	46359-01		DUCT ASSEMBLY - Ventilating air, Sta. 118.12 to Sta. 203.00, right	1	31T-7400002 to 31T-7620010 incl.
	46359-09		DUCT ASSEMBLY - Ventilating air, Sta. 118.12 to Sta. 203.00, right	1	31T-7620011 and up
-6	46870-00		DUCT ASSEMBLY - Ventilating air, Sta. 203.00 to Sta. 228.00, rear	1	
-7	46326-00		DUCT ASSEMBLY - Air distribution, Sta. 84.00 to Sta. 131.25, left	1	
	46326-01		DUCT ASSEMBLY - Air distribution, Sta. 84.00 to Sta. 131.25, right	1	
-8	46363-00		DUCT ASSEMBLY - Air distribution, removable	2	
-9	46329-00		DUCT ASSEMBLY - Air distribution, Sta. 142.75 to Sta. 203.69, left	1	
	46329-01		DUCT ASSEMBLY - Air distribution, Sta. 142.75 to Sta. 203.69, right	1	
-10	46372-00		DUCT ASSEMBLY - Air distribution, Sta. 203.00 to Sta. 228.62, right	1	
-11	47571-00		DUCT ASSEMBLY - Air distribution, Sta. 203.00 to Sta. 210.60, left	1	
-12	492 141		VALVE ASSEMBLY - Air vent, clear finish (2473-1)	5	31T-7400002 to 31T-7620046 incl.
	492 203		VALVE ASSEMBLY - Air vent (2541)	5	31T-7620047 and up
-13	46272-00		ADAPTER ASSEMBLY - Ventilating air, left	1	
-14	51148-00		ADAPTER ASSEMBLY - Ventilating air, right	1	
-15	22502-87		HOSE - Ventilating air, left	1	
-16	49997-19		HOSE - Ventilating air, right	1	
-17	46207-00		BOX ASSEMBLY - Ventilating air	5	31T-7400002 to 31T-7620046 incl.
	46207-07		BOX ASSEMBLY - Ventilating air	5	31T-7620047 and up
-18	51149-00		VALVE ASSEMBLY - Air vent, right, black finish	1	
-19	46875-00		PLATE - Box assembly cover	1	31T-7400002 to 31T-7620046 incl.
	582 615		PLUG - Flanged (2406)	1	31T-7620047 and up
-20	22502-88		HOSE - Air distribution	2	
-21	554 925		CLAMP - (GS24 Type F)	4	
-22	554 926		CLAMP - (GS44 Type F)	4	
-23	554 927		CLAMP - (GS48 Type F)	4	
-24	514 747		SCREW - (MS24693-S26) Dull black	7	
	404 829		NUT - (MS20364-632C)	7	
-25	415 513		SCREW - (MS35206-226)	20	
	406 526		NUT - (C8090-632-1)	20	
-26	415 518		SCREW - (MS35206-228)	32	
	404 909		NUT - (MS20356-632C)	20	31T-7400002 to 31T-7620046 incl.

When ordering, always specify Part Number, Description and Serial Number of Aircraft

PIPER PARTS CATALOG

Figure and Index Number	Part Number	Code	NOMENCLATURE	No. Req.	SERIAL NUMBERS AFFECTED	
117-27	414 777		SCREW - (MS24693-S47)	16	31T-7400002 to 31T-7620047 incl.	
-28	419 633		SCREW - (6 x 1/2)	50		
-29	415 513		SCREW - (MS35206-226)	14		
	406 355		NUT - (A6052-632-1)	14		
-30	482 140		VALVE ASSEMBLY - Air vent (2473), black finish	1		
-31	48087-03		RETAINER - Panel, Sta. 111.50 to Sta. 215.62, left	1		31T-7620011 and up
	48087-04		RETAINER - Panel, Sta. 111.50 to Sta. 215.62, right	1		31T-7620011 and up

When ordering, always specify Part Number, Description and Serial Number of Aircraft

PIPER PARTS CATALOG

THIS PAGE INTENTIONALLY LEFT BLANK

PIPER PARTS CATALOG

THIS PAGE INTENTIONALLY LEFT BLANK

PIPER PARTS CATALOG

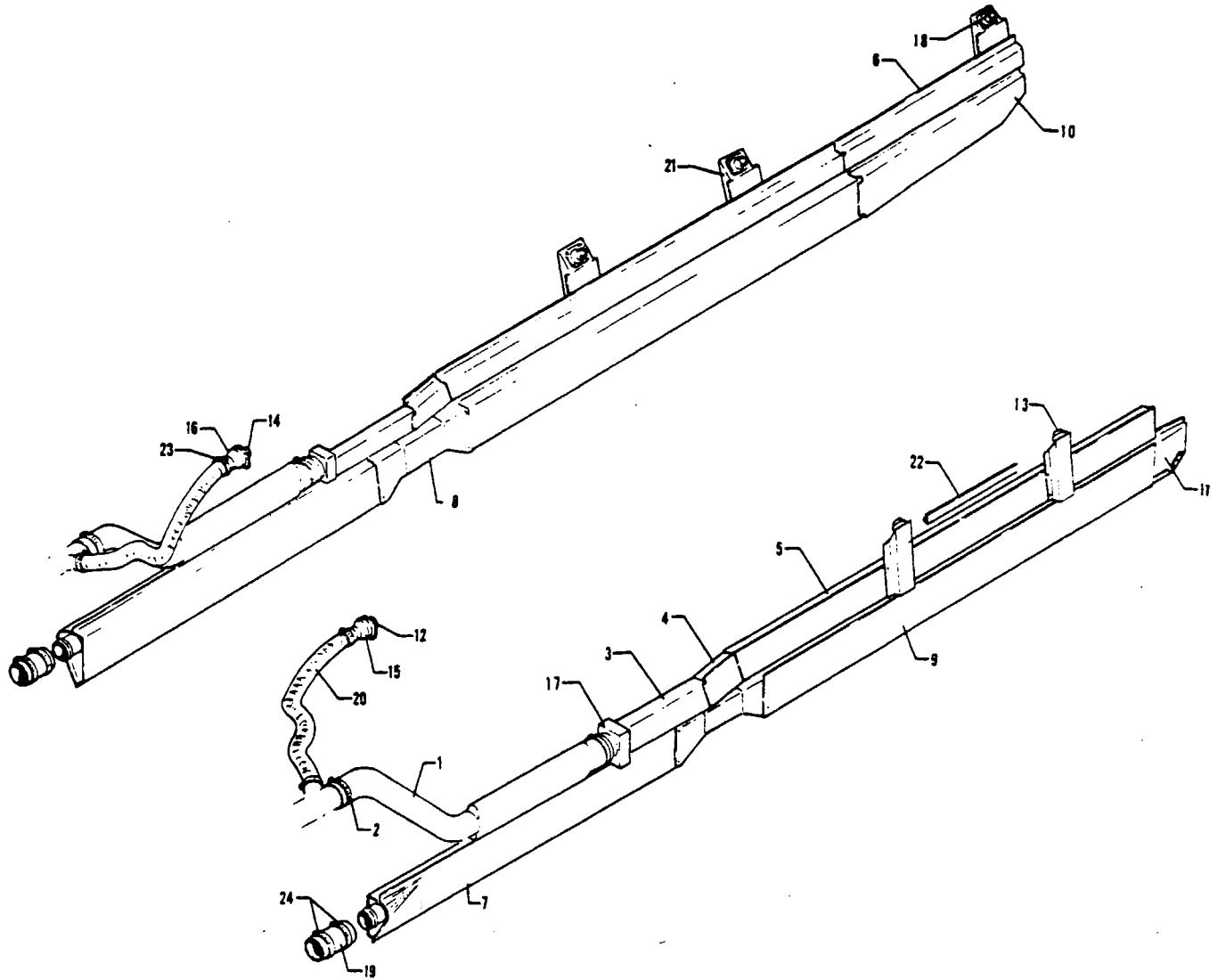


Figure 117A Air Distribution Duct Installation
(PA-31T - Serial Nos 31T-7720008 to 31T-7720069 inclusive)

REVISED: MAY 1978

PIPER PARTS CATALOG

CODE EXPLANATIONS FOR FIGURE 117A

PIPER PARTS CATALOG

Figure and Index Number	Part Number	Code	NOMENCLATURE	No. Req.	SERIAL NUMBERS AFFECTED
117A-	50808		DRAWING - Air Distribution Duct Installation		31T-7720008 to 31T-7720069 incl
-1	55248-02		HOSE - Ventilating air	2	
-2	554 927		CLAMP - (SAE TY F-48)	4	
-3	48445-04		DUCT ASSEMBLY - Ventilating air, left	1	
	48445-05		DUCT ASSEMBLY - Ventilating air, right	1	
-4	46356-00		DUCT ASSEMBLY - Ventilating air, left	1	
	46356-01		DUCT ASSEMBLY - Ventilating air, right	1	
-5	46359-12		DUCT ASSEMBLY - Ventilating air, left	1	
	46359-13		DUCT ASSEMBLY - Ventilating air, right	1	
-6	46970-00		DUCT ASSEMBLY - Ventilating air, right rear	1	
-7	46326-00		DUCT ASSEMBLY - Air distribution, left	1	
	46326-01		DUCT ASSEMBLY - Air distribution, right	1	
-8	46363-00		DUCT ASSEMBLY - Air distribution	2	
-9	46329-00		DUCT ASSEMBLY - Air distribution, left	1	
	46329-01		DUCT ASSEMBLY - Air distribution, right	1	
-10	46372-00		DUCT ASSEMBLY - Air distribution, right	1	
-11	47571-00		DUCT ASSEMBLY - Air distribution, left	1	
-12	492 140		VALVE ASSEMBLY - Air vent, black (2473), left	1	
-13	492 203		VALVE ASSEMBLY - Air vent, clear (2541)	5	
-14	51149-00		VALVE ASSEMBLY - Air vent, right, black	1	
-15	46272-00		ADAPTER ASSEMBLY - Ventilating air, left	1	
-16	51148-00		ADAPTER ASSEMBLY - Ventilating air, right	1	
-17	55124-02		ADAPTER ASSEMBLY - Air duct, left	1	
	55124-03		ADAPTER ASSEMBLY - Air duct, right	1	
-18	582 615		PLUG - Flanged (2408)	1	
-19	22502-88		HOSE - Air distribution	2	
-20	22502-87		HOSE - Ventilating air, left	1	
	49997-19		HOSE - Ventilating air, right	1	
-21	46207-07		BOX ASSEMBLY - Ventilating air	5	
-22	49087-03		RETAINER - Panel, left	1	
	49087-04		RETAINER - Panel, right	1	
-23	554 925		CLAMP - (SAE TY F-24)	4	
-24	554 926		CLAMP - (SAE TY F-44)	4	

When ordering, always specify Part Number, Description and Serial Number of Aircraft

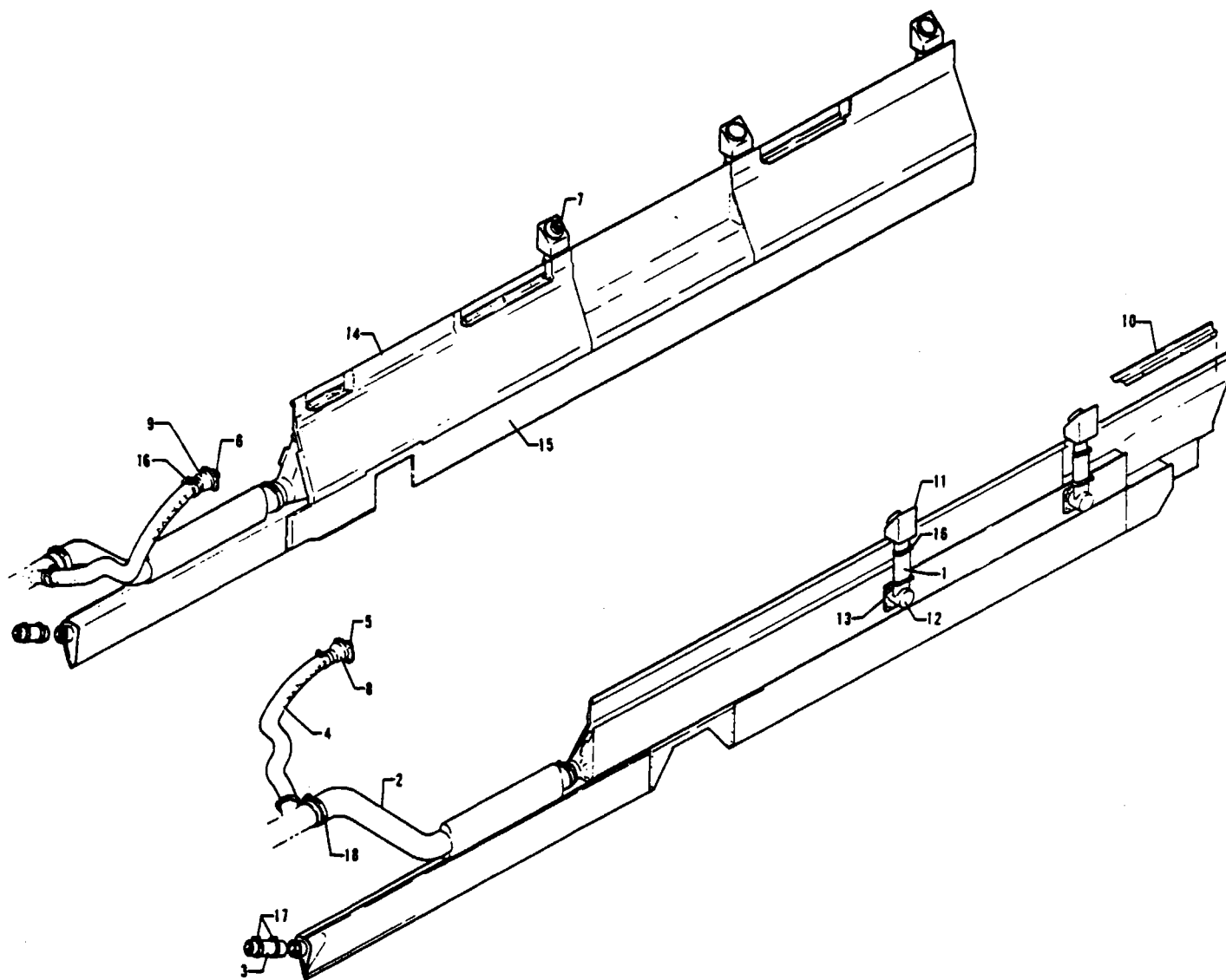


Figure 117B Air Distribution Duct Installation
(See Code "A")

PIPER PARTS CATALOG

CODE EXPLANATIONS FOR FIGURE 117B

- A - Used on PA-31T with serial numbers 31T-7820001 and up, and PA-31T1 with serial numbers 31T-7804001 to 31T-8304003 inclusive, 31T-1104004 and up
- B - Used on PA-31T with serial numbers 31T-7820001 to 31T-7920036 inclusive, and PA-31T1 with serial numbers 31T-7804001 to 31T-7904015 inclusive
- C - Used on PA-31T with serial numbers 31T-7920037 and up, and PA-31T1 with serial numbers 31T-7904016 to 31T-8304003 inclusive, 31T-1104004 and up
- D - Used on PA-31T with serial numbers 31T-7820001 to 31T-7920047 inclusive, and PA-31T1 with serial numbers 31T-7804001 to 31T-7904033 inclusive
- E - Used on PA-31T with serial numbers 31T-7920048 and up, and PA-31T1 with serial numbers 31T-7904034 to 31T-8304003 inclusive, 31T-1104004 and up
- F - Used on PA-31T with serial numbers 31T-7920037 to 31T-8020008 inclusive, and PA-31T1 with serial numbers 31T-7904034 to 31T-8004007 inclusive
- G - Used on PA-31T with serial numbers 31T-8020009 and up, and PA-31T1 with serial numbers 31T-8004008 to 31T-8304003 inclusive, 31T-1104004 and up
- H - Serial numbers of aircraft must be supplied when ordering this part

PIPER PARTS CATALOG

Figure and Index Number	Part Number	Code	NOMENCLATURE	No. Req.	SERIAL NUMBERS AFFECTED
117B-	55807		DRAWING - Air Distribution Duct Installation		
-1	10525-107		HOSE - Ventilating air	5	
-2	55248-02		HOSE - Ventilating air, left	1	
	55248-03		HOSE - Ventilating air, right	1	
-3	29998-14		HOSE - Air distribution, left	1	
	29998-15	D	HOSE - Air distribution, right	1	
	29998-14	E	HOSE - Air distribution, right	1	
-4	49997-19		HOSE - Ventilating air	2	
-5	51149-00		VALVE ASSEMBLY - Air vent, black, left	1	
-6	492 140		VALVE ASSEMBLY - Air vent, black, right (2473)	1	
-7	492 203		VALVE ASSEMBLY - Air vent, clear (2541)	5	
-8	51148-00		ADAPTER ASSEMBLY - Ventilating air, left	1	
-9	46272-00		ADAPTER ASSEMBLY - Ventilating air, right	1	
-10	55902-04		RETAINER ASSEMBLY - Panel, left	1	
	55902-03		RETAINER ASSEMBLY - Panel, right	1	
-11	01014-02		BOX ASSEMBLY - Ventilating air	5	
-12	55939-02		BOX ASSEMBLY - Take-off, ventilating air	5	
-13	49272-02		SEAL - Air duct	5	
-14	55928-02	B,H	PANEL ASSEMBLY - Trim, left (leather)	1	
	49918-02	C,H	PANEL ASSEMBLY - Trim, left (leather)	1	
	55928-12	B,H	PANEL ASSEMBLY - Trim, left (fabric)	1	
	49918-03	C,H	PANEL ASSEMBLY - Trim, left (fabric)	1	
	55936-02	H	PANEL ASSEMBLY - Trim, right (leather)	1	
	55936-12	H	PANEL ASSEMBLY - Trim, right (fabric)	1	
-15	49663-02	B,H	DUCT ASSEMBLY - Trim, lower, left (fabric)	1	
	49922-03	F,H	DUCT ASSEMBLY - Trim, lower, left (fabric)	1	
	49922-09	G,H	DUCT ASSEMBLY - Trim, lower, left (fabric)	1	
	49663-04	B,H	DUCT ASSEMBLY - Trim, lower, left (leather)	1	
	49922-02	F,H	DUCT ASSEMBLY - Trim, lower, left (leather)	1	
	49922-08	G,H	DUCT ASSEMBLY - Trim, lower, left, (leather)	1	
	49663-03	F,H	DUCT ASSEMBLY - Trim, lower, right (fabric)	1	
	49663-09	G,H	DUCT ASSEMBLY - Trim, lower, right (fabric)	1	
	49663-05	F,H	DUCT ASSEMBLY - Trim, lower, right (leather)	1	
	49663-11	G,H	DUCT ASSEMBLY - Trim, lower, right, (leather)	1	
-16	554 925		CLAMP - (SAE TY F-24)	14	
-17	554 926		CLAMP - (SAE TY F-44)	4	
-18	554 927		CLAMP - (SAE TY F-48)	4	

When ordering, always specify Part Number, Description and Serial Number of Aircraft

PIPER PARTS CATALOG

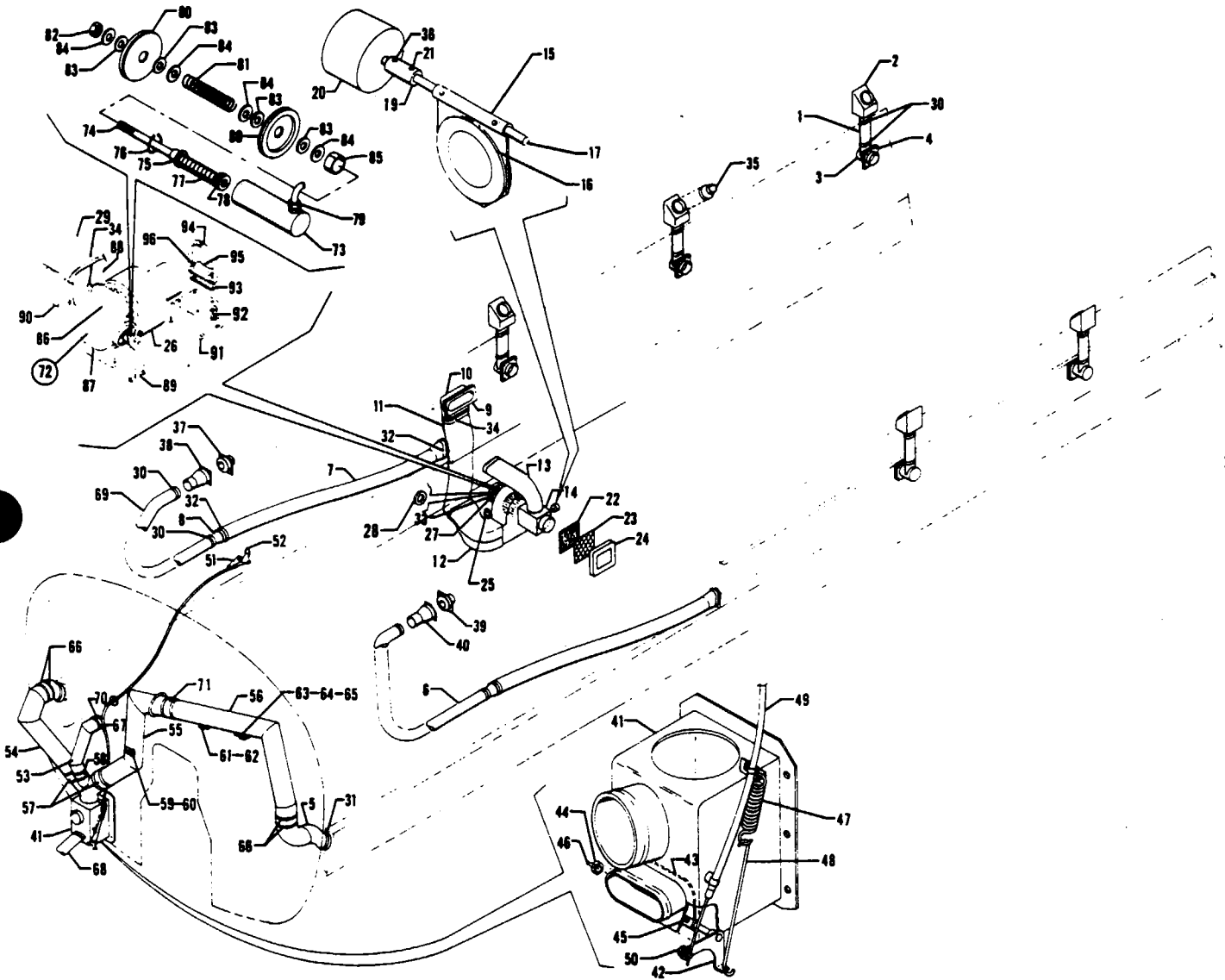


Figure 117C Air Distribution System Installation

PIPER PARTS CATALOG

CODE EXPLANATIONS FOR FIGURE 117C

- A - No longer available. Order complete Blower Assembly, part no 453 009 (Dukes, Inc #1482-00-3) or part no 453 010 (Dukes, Inc #1483-00-3), as a replacement. If Blower Assembly part no 453 009 or part no 453 010 has previously been installed, order Blower Motor Replacement Kit 764 382.
- B - Also used on aircraft with serial numbers 31T-8166001 to 31T-8166069 inclusive if Blower Assembly, part no 453 009 (Dukes, Inc #1482-00-3) or part no 453 010 (Dukes, Inc #1483-00-3) has been installed.
- C - Used on PA-31T2 with serial numbers 31T-8166049, 31T-8166074 to 31T-8166076 inclusive, 31T-1166001 and up.
- D - Used on PA-31T2 with serial numbers 31T-8166070 to 31T-8166076 inclusive, 31T-1166001 and up.
- E - Used on PA-31T2 with serial numbers 31T-8166068 to 31T-8166076 inclusive, 31T-1166001 and up.
- F - Used on PA-31T2 with serial numbers 31T-8166005 to 31T-8166076 inclusive, 31T-1166001 and up.

PIPER PARTS CATALOG

Figure and Index Number	Part Number	Code	NOMENCLATURE	No. Req.	SERIAL NUMBERS AFFECTED
117C-	81246 81248		DRAWING - Air Distribution Duct Installation DRAWING - Recirculating Air Blower Installation		
-1	10525-107		HOSE - Ventilating air	5	
-2	01014-02		BOX ASSEMBLY - Ventilating air	5	
-3	55939-02		BOX ASSEMBLY - Take-off, ventilating air	5	
-4	49272-02		SEAL - Air duct	5	
-5	29998-14		HOSE - Air distribution	2	
-6	80005-22		HOSE - Ventilating air	1	
-7	80005-21		HOSE - Ventilating air	2	
-8	81221-02		TUBE ASSEMBLY - Reducer	2	
-9	29982-02		SEAL - Ventilating air take-off	2	
-10	29976-02		ELBOW ASSEMBLY - Ventilating air take-off	2	
-11	81443-02		HOSE - Blower to air take-off	2	31T-8166001 to 31T-8166048 incl 31T-8166050 to 31T-8166073 incl
	80005-26	C	HOSE - Blower to air take-off	2	
-12	81866-02		DUCT ASSEMBLY - Ventilating air, left	1	31T-8166001 to 31T-8166048 incl 31T-8166050 to 31T-8166073 incl
	81866-07		DUCT ASSEMBLY - Ventilating air, right	1	31T-8166001 to 31T-8166048 incl 31T-8166050 to 31T-8166073 incl
-13	81883-02		DUCT ASSEMBLY - Conditioned air	2	31T-8166001 to 31T-8166048 incl 31T-8166050 to 31T-8166073 incl
-14	01088-02		BOX ASSEMBLY - Blower valve, left	1	31T-8166001 to 31T-8166048 incl 31T-8166050 to 31T-8166073 incl
	81214-03		BOX ASSEMBLY - Blower valve, right	1	31T-8166001 to 31T-8166048 incl 31T-8166050 to 31T-8166073 incl
-15	81215-02		* FLAPPER ASSEMBLY - Blower valve	1	31T-8166001 to 31T-8166048 incl 31T-8166050 to 31T-8166073 incl
-16	81215-04		* * SEAL - Rubber	2	31T-8166001 to 31T-8166048 incl 31T-8166050 to 31T-8166073 incl
-17	81214-07		* SHAFT - Blower box valve	1	31T-8166001 to 31T-8166048 incl 31T-8166050 to 31T-8166073 incl
-18	414 747		* SCREW - (MS24693-S26)	2	31T-8166001 to 31T-8166048 incl 31T-8166050 to 31T-8166073 incl
-19	82113-04		COUPLING - Solenoid, left	1	31T-8166001 to 31T-8166048 incl 31T-8166050 to 31T-8166073 incl
	82113-03		COUPLING - Solenoid, right	1	31T-8166001 to 31T-8166048 incl 31T-8166050 to 31T-8166073 incl
-20	487 077		SOLENOID - Flapper control (S-8205-027)	2	31T-8166001 to 31T-8166048 incl 31T-8166050 to 31T-8166073 incl
-21	415 521		SCREW - (MS35206-231)	2	31T-8166001 to 31T-8166048 incl 31T-8166050 to 31T-8166073 incl
-22	81258-02		FILTER - Blower box	2	
-23	81258-03		RETAINER - Blower box filter	2	
-24	81253-02		COVER - Blower box filter	2	
-25	475 109		MOUNT - Blower (J-7219-22)	8	31T-8166001 to 31T-8166048 incl 31T-8166050 to 31T-8166073 incl
	407 563		WASHER - (AN960-8)	16	31T-8166001 to 31T-8166048 incl 31T-8166050 to 31T-8166073 incl
	404 833		NUT - (MS20364-832C)	8	31T-8166001 to 31T-8166048 incl 31T-8166050 to 31T-8166073 incl
-26	453 010 453 009		BLOWER ASSEMBLY - Air distribution, left BLOWER ASSEMBLY - Air distribution, right	1 1	
-27	475 214 475 213 764 382	A A B,D	* MOTOR - Blower, right (FO017249FT) * MOTOR - Blower, left (FO017248FT) * KIT - Blower motor replacement	1 1 1	31T-8166001 to 31T-8166069 incl 31T-8166001 to 31T-8166069 incl

When ordering, always specify Part Number, Description and Serial Number of Aircraft

PIPER PARTS CATALOG

Figure and Index Number	Part Number	Code	NOMENCLATURE	No. Req.	SERIAL NUMBERS AFFECTED
117C-28	755 105	B,E	* GASKET - Vibration (1483-30-1)	1	
-29	22502-32	C	HOSE - Air duct	2	
-30	554 925		CLAMP - (SAE TY F-24)	14	
-31	554 926		CLAMP - (SAE TY F-44)	2	
-32	554 984		CLAMP - (SAE TY F-36)	4	
-33	554 927		CLAMP - (SAE TY F-48)	2	31T-8166001 to 31T-8166048 incl 31T-8166050 to 31T-8166073 incl
-34	554 991		CLAMP - (QS200-M60S)	4	31T-8166001 to 31T-8166048 incl 31T-8166050 to 31T-8166073 incl
	554 991	C	CLAMP - (QS200-M60S)	8	
-35	492 203		VALVE ASSEMBLY - Air vent, clear (2541)	5	
-36	486 242		SCREW - (AN565D1032-H4)	2	31T-8166001 to 31T-8166048 incl 31T-8166050 to 31T-8166073 incl
-37	492 140		VALVE ASSEMBLY - Air vent (2473)	1	
-38	46272-00		ADAPTER - Air vent valve	1	
-39	51149-00		VALVE ASSEMBLY - Air vent	1	
-40	51148-00		VALVE ASSEMBLY - Air vent	1	
-41	29685-02		BOX ASSEMBLY - Air distribution	1	31T-8166001 to 31T-8166004 incl
	29685-05	F	BOX ASSEMBLY - Air distribution	1	
-42	29746-02		* ARM ASSEMBLY - Air distribution box control	1	
-43	29746-03		* VALVE ASSEMBLY - Air distribution box	1	
-44	29746-04		* BUSHING	1	
-45	480 706		* ROLL PIN - (59-022-094-0500)	2	
-46	424 053		* COTTER PIN - (MS24665-136)	1	
-47	83302-74		SPRING	1	
-48	29957-02		LINK	1	
-49	29959-02		CABLE ASSEMBLY - Air distribution box control	1	
-50	70371-03		STUD	2	
	70371-02		FITTING	2	
	81342-18		WASHER	2	
	404 932		NUT - (AN320-3)	2	
	424 051		COTTER PIN - (MS24665-132)	2	
-51	58926-02		ARM ASSEMBLY - Control cable	1	
-52	58299-04		KNOB - Half, control (countersunk)	1	
	58299-05		KNOB - Half, control (threaded)	1	
-53	29801-02		TUBE ASSEMBLY - Defroster air (complete)	1	31T-8166001 to 31T-8166004 incl
	81538-02	F	TUBE ASSEMBLY - Defroster air (complete)	1	
-54	29803-02		TUBE ASSEMBLY - Air distribution (complete)	1	
-55	29802-02		TUBE ASSEMBLY - Air distribution (complete)	1	
-56	29956-02		TUBE ASSEMBLY - Air distribution (complete)	1	
-57	49990-15		HOSE	4	
-58	49990-29		HOSE	1	
-59	70958-09		GASKET - Switch mounting	1	
-60	588 289		SWITCH - Overtemperature warning light (60T12)	1	
-61	72080-02		GASKET - Sensor mounting	1	
-62	486 480		SENSOR - Duct overtemperature (AYLF50640)	1	
-63	70957-14		PLATE - Switch mounting	1	
-64	70957-06		GASKET - Switch mounting	1	
-65	588 270		SWITCH - Recirculating duct stat (757-1)	1	
-66	554 834		CLAMP - (SAE TY F-40)	10	
-67	554 974		CLAMP - (SAE TY F-28SS)	4	
-68	10525-64		HOSE - Air inlet	1	
-69	80005-23		HOSE - Ventilating air	1	
-70	49990-25		HOSE	1	
-71	49990-06		HOSE	1	

When ordering, always specify Part Number, Description and Serial Number of Aircraft

PIPER PARTS CATALOG

Figure and Index Number	Part Number	Code	NOMENCLATURE	No Req.	SERIAL NUMBERS AFFECTED
117C-72	01351-02	C	BOX ASSEMBLY - Blower valve, left	1	
	01351-03	C	BOX ASSEMBLY - Blower valve, right	1	
-73	01350-02	C	* CYLINDER ASSEMBLY - Control valve actuator	1	
-74	01348-02	C	* * ROD ASSEMBLY - Control valve piston	1	
-75	01347-03	C	* * BUSHING - Brass	1	
-76	485 066	C	* * RING - Retaining (UR-75)	1	
-77	83302-98	C	* * SPRING	1	
-78	484 706	C	* * O-RING - (AN6227-11)	1	
-79	557 113	C	* * CONNECTOR - (10-4-2-N-5G)	1	
-80	01349-02	C	* VALVE ASSEMBLY - Control	2	
-81	83302-97	C	* SPRING	1	
-82	404 888	C	* NUT - (MS20365-428C)	1	
-83	434 124	C	* GROMMET - (MS35489-7)	2	
-84	407 801	C	* WASHER - (AN970-4)	4	
-85	01351-06	C	* GASKET - Cylinder	1	
-86	01351-04	C	* GASKET - Blower box	1	
-87	01295-02	C	* BOX ASSEMBLY - Blower valve	1	
-88	01293-02	C	* ADAPTER ASSEMBLY - Blower box, left	1	
	01293-03	C	* ADAPTER ASSEMBLY - Blower box, right	1	
-89	415 536	C	* SCREW - (MS35206-246)	2	
	407 563	C	* WASHER - (AN960-8)	4	
	404 910	C	* NUT - (MS20365-832C)	2	
-90	01294-02	C	ADAPTER ASSEMBLY - Blower motor	2	
-91	01315-02	C	BRACKET ASSEMBLY - Blower motor mounting	2	
-92	415 533	C	* SCREW - (MS35206-243)	4	
	407 042	C	* LOCK WASHER - (MS35338-42)	4	
-93	475 168	C	* INSULATOR - Motor mounting (C2-H-312I)	2	
-94	01315-03	C	* CLAMP - Motor mounting	2	
-95	01311-02	C	* SPACER - Motor mounting	2	
-96	415 538	C	* SCREW - (MS35206-248)	4	
	407 563	C	* WASHER - (AN960-8)	4	
	404 910	C	* NUT - (MS20365-832C)	4	

When ordering, always specify Part Number, Description and Serial Number of Aircraft

PIPER PARTS CATALOG

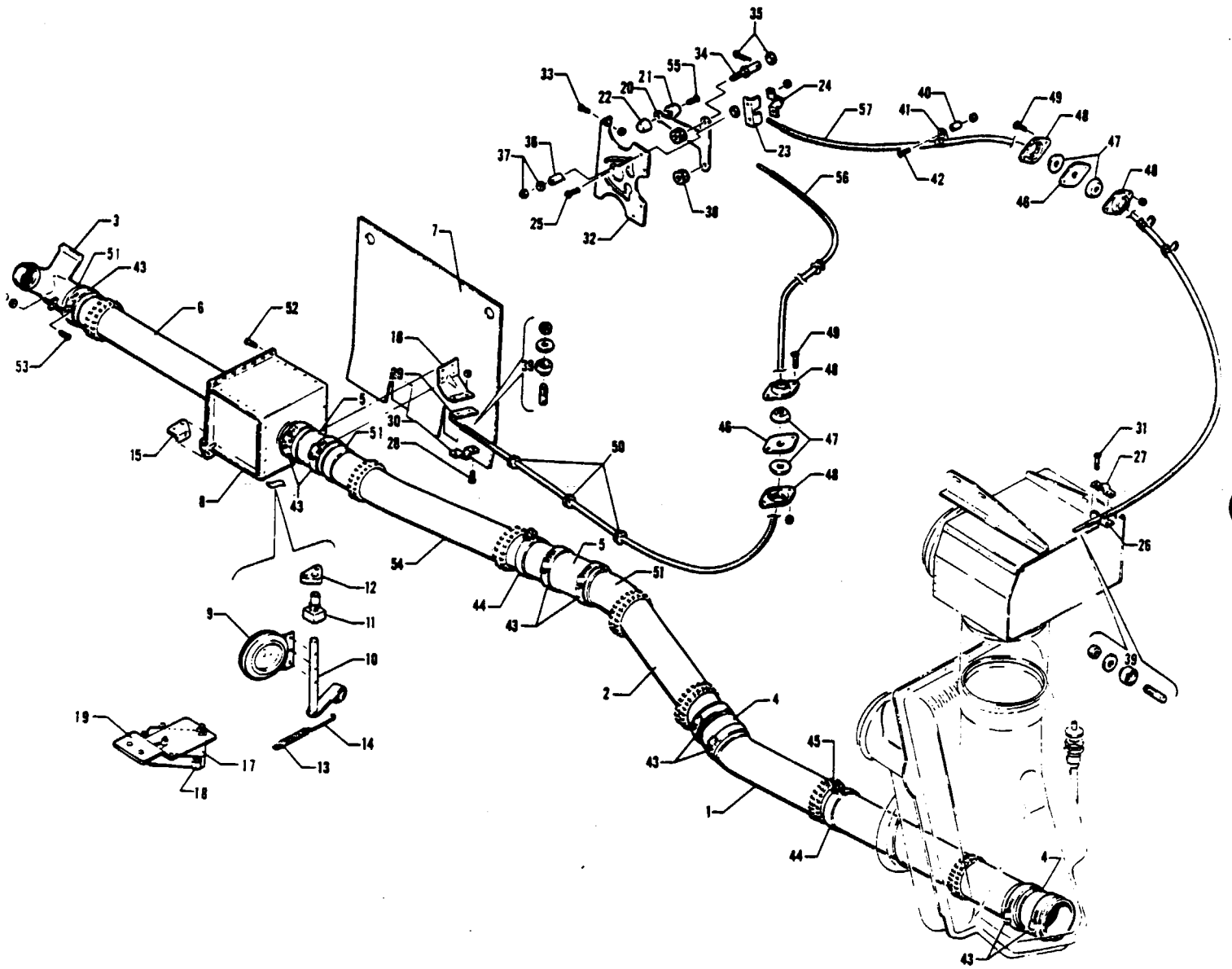


Figure 118 Fuselage Pressurization Air Supply Installation

REVISED SEPTEMBER 1980

4C12

PA-31T
PA-31T1

PIPER PARTS CATALOG

CODE EXPLANATIONS FOR FIGURE 118

- A - Used on PA-31T with serial numbers 31T-7400002 to 31T-8020036 inclusive, and PA-31T1 with serial numbers 31T-7804001 to 31T-8004019 inclusive. Order part for Code "B" serial numbers if Unpressurized Air Source Light and Overpressure Switch Installation Kit 764 035 has been installed per Service Letter No. 840.
- B - Used on PA-31T with serial numbers 31T-8020037 and up, and PA-31T1 with serial numbers 31T-8004020 to 31T-8304003 inclusive, 31T-1104004 and up. Also used on Code "A" serial numbers if Unpressurized Air Source Light and Overpressure Switch Installation Kit 764 035 has been installed per Service Letter No. 840.

PIPER PARTS CATALOG

Figure and Index Number	Part Number	Code	NOMENCLATURE	No. Req.	SERIAL NUMBERS AFFECTED
118-	50557		DRAWING - Fuselage Pressurization Air Supply Installation		
-1	46261-00		TUBE - Pressure air supply	1	
-2	47946-02		TUBE - Pressure air supply	1	
-3	46161-00		TUBE ASSEMBLY - Cabin air supply	1	
-4	49990-04		HOSE - Air duct (2 1/2 x 3 in L)	3	
-5	49990-05		HOSE - Air duct (2 1/2 x 4 in L)	2	
-6	565 311		HOSE - Air duct (OLSH-100-20-54-6)	1	
-7	45804-00		BAFFLE ASSEMBLY - Pressurization air supply	1	
-8	46185-00	A	BOX ASSEMBLY - Pressure air supply control	1	
	29738-02	B	BOX ASSEMBLY - Pressure air supply control	1	
-9	46078-00		* VALVE ASSEMBLY - Flow direction selector	1	
-10	46103-00	A	* ARM ASSEMBLY - Air supply control	1	
	29737-02	B	* ARM ASSEMBLY - Air supply control	1	
-11	46183-00		* BEARING - Air supply control, outside	1	
-12	46184-00		* BEARING - Air supply control, inside	1	
-13	83302-74		* SPRING - Air supply control	1	
-14	46182-00	A	* CLIP - Valve spring	1	
	29699-02	B	* CLIP - Valve spring	1	
-15	46070-00		* BRACKET - Valve spring closure	1	
-16	46115-00		* BRACKET - Control cable mounting	1	
-17	489 925	B	* SWITCH - (V3-1)	1	
-18	451 841	B	* ACTUATOR - (JV-5)	1	
-19	29702-02	B	* BRACKET ASSEMBLY - Switch	1	
-20	46137-00		LEVER - Pneumatic control	1	
-21	46134-02		KNOB - Pneumatic control	1	
-22	46134-03		KNOB - Pneumatic control (threaded)	1	
-23	18132-00		LUG - Cable attachment	2	
-24	18219-03		CLAMP - Cable attachment	2	
-25	415 535		SCREW - (MS35206-245)	4	
	40559-30		WASHER - Spacer	4	
	404 910		NUT - (MS20365-832C)	4	
-26	18132-02		LUG - Cable attachment	1	
-27	18219-02		CLAMP - Cable attachment	1	
-28	415 535		SCREW - (MS35206-245)	2	
	404 910		NUT - (MS20365-832C)	2	
-29	18132-02		LUG - Cable attachment	1	
-30	18219-02		CLAMP - Cable attachment	1	
-31	415 535		SCREW - (MS35206-245)	2	
-32	46147-00		BRACKET - Pneumatic control	1	
-33	416 785		SCREW - Black (MS24693S-272)	3	
	404 887		NUT - (MS20365-1032C)	3	
-34	46128-02		STUD - Pneumatic control	2	
-35	407 565		WASHER - (AN960-416)	2	
	424 051		PIN - Cotter (MS24665-132)	2	
-36	41413-71		BUSHING	2	
-37	407 564		WASHER - (AN960-10)	2	
	404 887		NUT - (MS20365-1032C)	2	
-38	46117-00		BEARING - Control	2	
-39	70371-00		FITTING ASSEMBLY - Swivel	2	
-40	41413-61		BUSHING - Cable attachment	1	
-41	454 929		CLAMP - (PS10017-2-4)	5	
-42	411 533		SCREW - (MS35207-264)	1	
	404 887		NUT - (MS20365-1032C)	1	
-43	554 834		CLAMP - (SAE TY F-40)	10	
-44	80002-87		CLAMP - Tube assembly support	2	
-45	411 530		SCREW - (MS35207-261)	2	
	404 887		NUT - (MS20365-1032C)	2	

When ordering, always specify Part Number, Description and Serial Number of Aircraft

PIPER PARTS CATALOG

Figure and Index Number	Part Number	Code	NOMENCLATURE	No Req.	SERIAL NUMBERS AFFECTED
118-46	22105-10		GASKET - Seal	2	
-47	22104-08		GROMMET	4	
-48	22103-02		PLATE	4	
-49	415 518		SCREW - (MS35206-228)	6	
	404 909		NUT - (MS20365-832C)	6	
-50	434 118		GROMMET - (MS35489-9S)	5	
-51	49989-02		STRAP - Tube clamp	10	
-52	415 533		SCREW - (MS35206-243)	6	
-53	415 520		SCREW - (MS35206-230)	2	
	407 563		WASHER - (AN960-8)	2	
	404 909		NUT - (MS20365-632C)	2	
-54	47946-03		TUBE - Pressure air supply	1	
-55	414 738		SCREW - (MS24893-S32)	1	
-56	46129-02		CABLE ASSEMBLY - Pressure air control (94 in L)	1	
-57	46129-03		CABLE ASSEMBLY - Pressure air control (66 in L)	1	

When ordering, always specify Part Number, Description and Serial Number of Aircraft

PIPER PARTS CATALOG

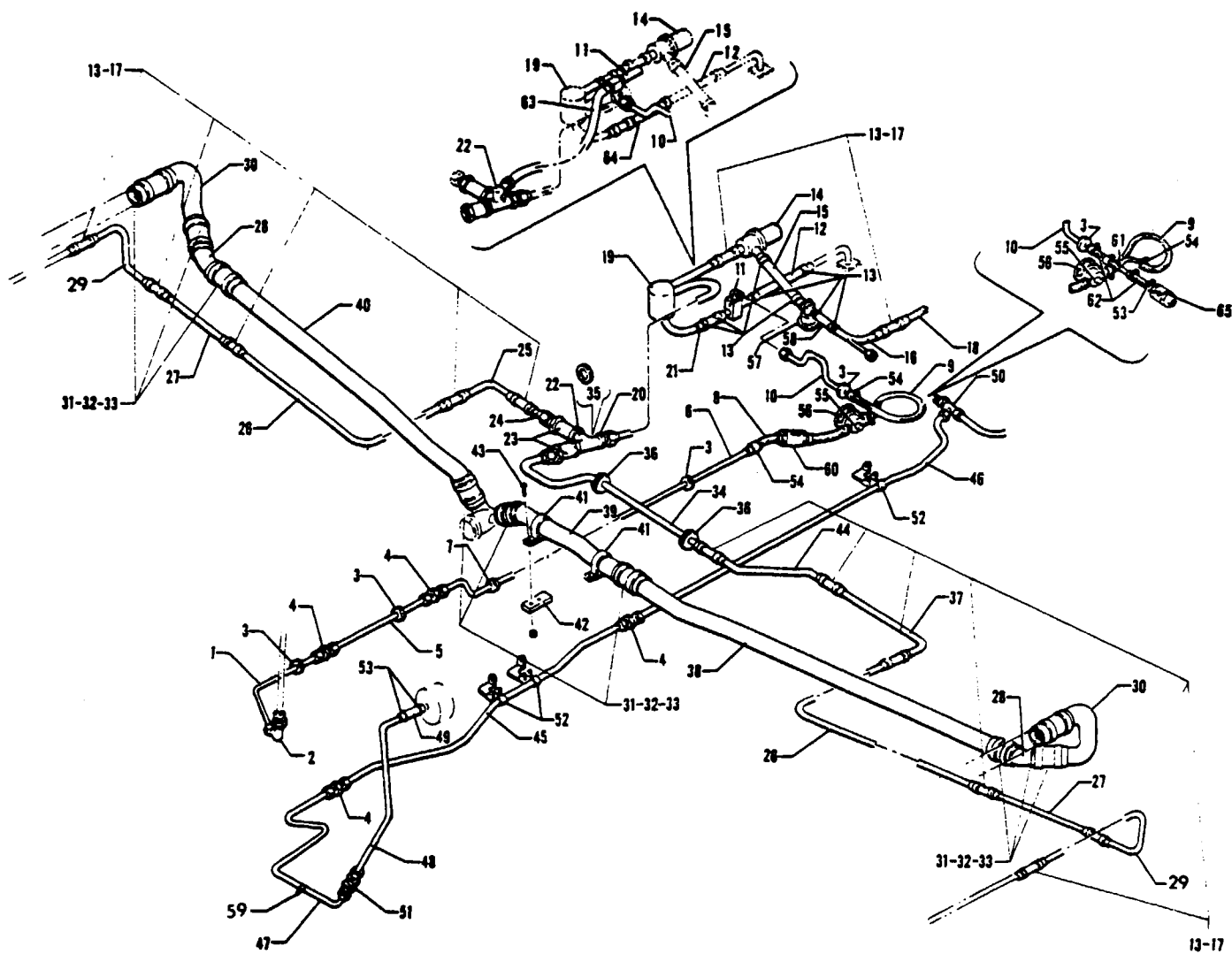


Figure 119 Wing Pressurization and Pneumatic Air Supply Installation
 (PA-31T Serial Nos 31T-7400002 to 31T-7920052 inclusive.
 31T-7920054 to 31T-7920082 inclusive)
 (PA-31T1 Serial Nos 31T-7804001 to 31T-7904045 inclusive)

PIPER PARTS CATALOG

CODE EXPLANATIONS FOR FIGURE 119

- A - Used on PA-31T with serial numbers 31T-7400002 to 31T-7920052 inclusive, 31T-7920054 to 31T-7920082 inclusive, and PA-31T1 with serial numbers 31T-7804001 to 31T-7904045 inclusive
- B - Used on PA-31T with serial numbers 31T-7920030 to 31T-7920052 inclusive, 31T-7920054 to 31T-7920082 inclusive, and PA-31T1 with serial numbers 31T-7904011 to 31T-7904045 inclusive. Also used on Code "D" serial numbers if Vacuum System Modification Kit 763 834 has been installed per Service Bulletin No. 589B
- C - Used on PA-31T with serial numbers 31T-7820018 to 31T-7820046 inclusive, and PA-31T1 with serial numbers 31T-7804001 to 31T-7804003 inclusive.
- D - Used on PA-31T with serial numbers 31T-7400002 to 31T-7920029 inclusive, and PA-31T1 with serial numbers 31T-7804001 to 31T-7904010 inclusive. Order part for Code "B" serial numbers if Vacuum System Modification Kit 763 834 has been installed per Service Bulletin No. 589B

PIPER PARTS CATALOG

Figure and Index Number	Part Number	Code	NOMENCLATURE	No. Req.	SERIAL NUMBERS AFFECTED
119-	50475		DRAWING - Pressurization and Pneumatic Air Supply Installation		
-1	51743-02		LINE ASSEMBLY - Vacuum regulating	1	
-2	477 618		NUT - (AN924-4D)	1	
	407 568		WASHER - (AN960-716)	2	
	458 900		ELBOW - (AN833-4D)	1	
-3	434 155		GROMMET - (MS35489-7S)	5	
-4	491 050		UNION - (AN815-4D)	4	
-5	80024-02		LINE ASSEMBLY - Pneumatic	1	
-6	51745-02		LINE ASSEMBLY - Vacuum regulating	1	
-7	434 152		GROMMET - (MS35489-118S)	1	
-8	80007-34		HOSE - Vacuum regulating	2	
-9	83161-44		HOSE - Vacuum regulating	1	
-10	51742-02	D	LINE ASSEMBLY - Vacuum regulating	1	
	49829-02	B	LINE ASSEMBLY - Vacuum regulating	1	
-11	46446-00		EJECTOR ASSEMBLY - Isobaric valve	1	
-12	82371-105		HOSE - Air duct	1	
-13	554 871		CLAMP - (SAE TY F-6SS)	34	
-14	484 228		REGULATOR - Pressure (1H52-1)	1	
-15	61541-10		HOSE - Air duct	1	
-16	51335-02		TUBE ASSEMBLY - Pneumatic	1	
-17	82371-47		HOSE - Air duct	13	
-18	50558-00		TUBE ASSEMBLY - Pneumatic	1	
-19	51669-02		ACCUMULATOR ASSEMBLY - Pneumatic system condensation	1	
-20	491 053		UNION - (AN815-8D)	1	
-21	82371-23		HOSE - Air duct	1	
-22	488 343	D	TEE - (AN938-8D)	1	
	49827-02	B	FITTING ASSEMBLY	1	
-23	492 181		VALVE - Check (3142-00-7)	2	
-24	50529-00		LINE ASSEMBLY - Pneumatic	1	
-25	46707-02		TUBE ASSEMBLY - Pneumatic	1	
-26	50543-00		TUBE ASSEMBLY - Pneumatic, left	1	
	50543-01		TUBE ASSEMBLY - Pneumatic, right	1	
-27	50328-00		TUBE ASSEMBLY - Pneumatic	2	
-28	50344-00		TUBE ASSEMBLY - Pneumatic, left	1	
	50344-01		TUBE ASSEMBLY - Pneumatic, right	1	
-29	50327-00		TUBE ASSEMBLY - Pneumatic, left	1	
	50327-01		TUBE ASSEMBLY - Pneumatic, right	1	
-30	50343-00		TUBE ASSEMBLY - Pneumatic, left	1	
	50343-01		TUBE ASSEMBLY - Pneumatic, right	1	
-31	49989-09		STRAP - Tube clamp	18	
-32	49990-10		HOSE - Air duct (1 3/4 I D x 3 00 L)	9	
-33	554 798		CLAMP - (SAE TY F-24SS)	18	
-34	50501-00		LINE ASSEMBLY - Pneumatic	1	
-35	462 061		GASKET - (MS29512-8)	3	
-36	463 434		GROMMET - (Z-2066)	2	
-37	46708-04		TUBE ASSEMBLY - Pneumatic	1	
-38	46170-00		TUBE ASSEMBLY - Pressure air supply	1	
-39	46146-00		TUBE ASSEMBLY - Pressure air supply	1	
-40	46155-00		TUBE ASSEMBLY - Pressure air supply	1	
-41	46852-02		CLAMP - Offset	2	
-42	47043-00		BLOCK - Air tube clamp support	2	
-43	411 535		SCREW - (MS35207-266)	4	
	404 887		NUT - (MS20365-1032C)	4	
-44	50559-00		LINE ASSEMBLY - Pneumatic	1	

When ordering, always specify Part Number, Description and Serial Number of Aircraft

PIPER PARTS CATALOG

Figure and Index Number	Part Number	Code	NOMENCLATURE	No. Req.	SERIAL NUMBERS AFFECTED
119-45	80004-15		TUBE ASSEMBLY - Pressure gauge	1	
-46	80004-14		TUBE ASSEMBLY - Pressure gauge	1	
-47	80004-16		TUBE ASSEMBLY - Pressure gauge	1	
-48	80004-17		TUBE ASSEMBLY - Pressure gauge	1	
-49	80007-17		HOSE - Pressure gauge	1	
-50	488 311		TEE - Pressure gauge (AN804-4D)	1	
	407 568		WASHER - Pressure gauge (AN960-716)	1	
	477 618		NUT - Pressure gauge (AN924-4D)	1	
-51	491 060		UNION - Pressure gauge (AN832-4D)	1	
	407 568		WASHER - Pressure gauge (AN960-716)	1	
	477 618		NUT - Pressure gauge (AN924-4D)	1	
-52	487 608		STRAP - (PS10017-3-12-6F)	3	
-53	554 778		CLAMP - (SAE TY F-4SS)	6	
-54	554 888		CLAMP - Hose (SAE TY F-6)	6	
-55	51783-02		VALVE - Vacuum regulating	1	
-56	751 815		FILTER - Vacuum regulating valve (B3-5-1)	1	
-57	492 252		VALVE - Pressure (2H30-17)	1	
-58	82371-47		HOSE - Pressure valve	1	
-59	454 929		CLAMP - (PS10017-2-4)	1	
-60	492 258		VALVE - Check (1064-00-1)	1	
-61	16632-00	C	TUBE ASSEMBLY - Connector	1	
-62	80007-18	C	HOSE - Check valve	2	
-63	82371-28	B	HOSE	1	
-64	49828-02	B	TUBE ASSEMBLY - Air duct	1	
-65	492 258	C	VALVE - Check (1064-00-1)	1	

When ordering, always specify Part Number, Description and Serial Number of Aircraft

PIPER PARTS CATALOG

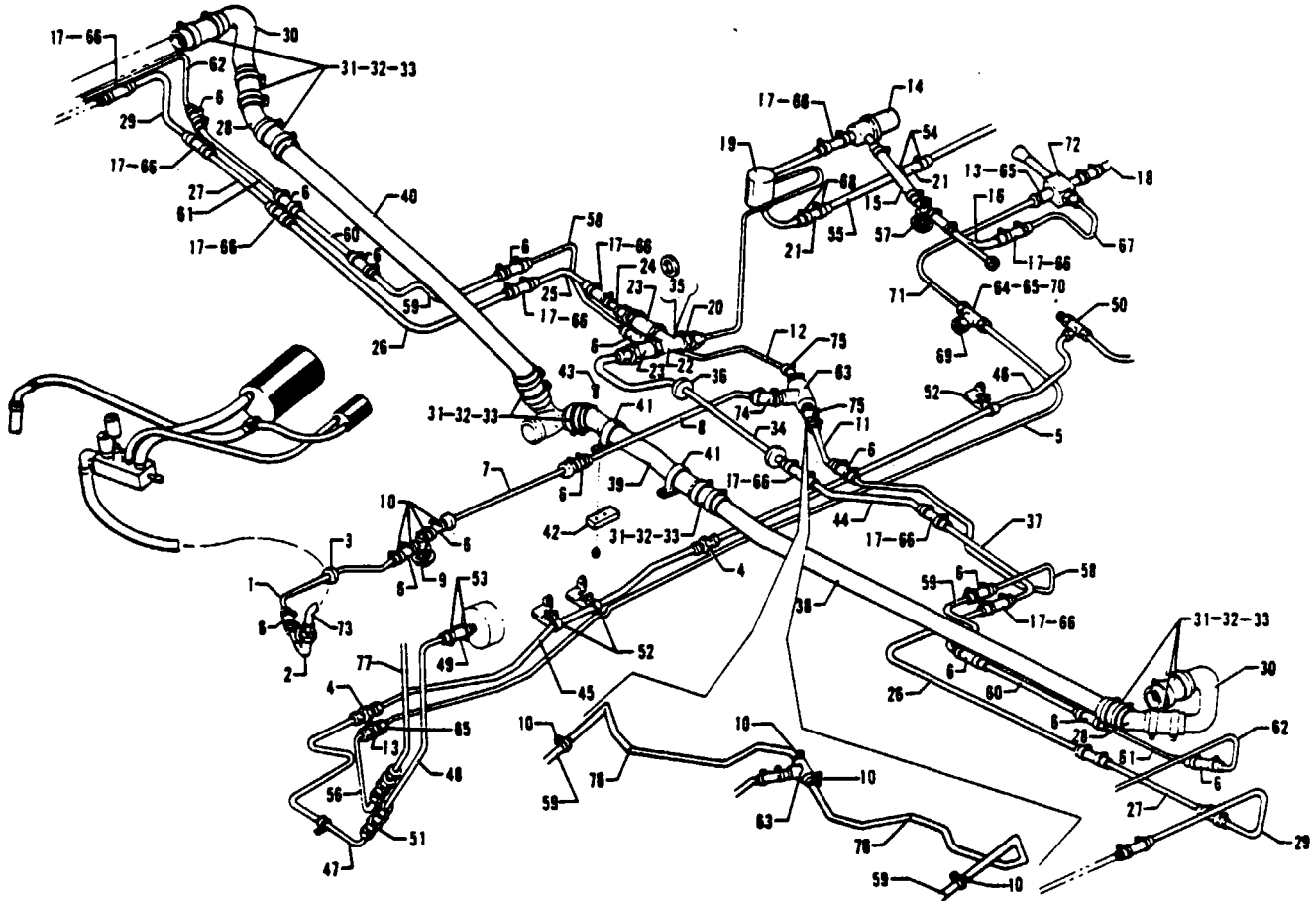


Figure 119A Wing Pressurization and Pneumatic Air Supply Installation
(See Code A)

PIPER PARTS CATALOG

CODE EXPLANATIONS FOR FIGURE 119A

- A - Used on PA-31T with serial numbers 31T-7920053, 31T-7920083 and up, and PA-31T1 with serial numbers 31T-7904046 to 31T-8304003 inclusive, 31T-1104004 and up
- B - Used on PA-31T with serial numbers 31T-7920053, 31T-7920083 to 31T-8020041 inclusive, and PA-31T1 with serial numbers 31T-7904046 to 31T-8004022 inclusive
- C - Used on PA-31T with serial numbers 31T-8020042 and up, and PA-31T1 with serial numbers 31T-8004023 to 31T-8304003 inclusive, 31T-1104004 and up
- D - Used on PA-31T with serial numbers 31T-7920053, 31T-7920083 to 31T-8120040 inclusive, and PA-31T1 with serial numbers 31T-7904046 to 31T-8104040 inclusive
- E - Used on PA-31T with serial numbers 31T-8120041 and up, and PA-31T1 with serial numbers 31T-8104041 to 31T-8304003 inclusive, 31T-1104004 and up
- F - Used on PA-31T with serial numbers 31T-7920053, 31T-7920083 to 31T-8120029 inclusive, and PA-31T1 with serial numbers 31T-7904046 to 31T-8104029 inclusive
- G - Used on PA-31T with serial numbers 31T-8120030 and up, and PA-31T1 with serial numbers 31T-8104030 to 31T-8304003 inclusive, 31T-1104004 and up

PIPER PARTS CATALOG

Figure and Index Number	Part Number	Code	NOMENCLATURE	No. Req.	SERIAL NUMBERS AFFECTED
119A-	49650		DRAWING - Pressurization and Pneumatic Air Supply Installation		
	49670		DRAWING - Turn and Bank Pressure Driven System Installation		
-1	49842-02		TUBE - Pneumatic pressure	1	
-2	458 850		ELBOW - (AN838-100)	1	
	407 595		WASHER - (AN960-1416L)	1	
	407 575		WASHER - (AN960-1416)	1	
	477 704		NUT - (AN924-10D)	1	
-3	434 150		GROMMET - (MS35489-17S)	11	
-4	491 050		UNION - (AN815-4D)	2	
-5	289 512		TUBING - (4225-435) (62.00 L.)	1	
-6	82371-35	F	HOSE - Flexible	14	
	82371-35	G	HOSE - Flexible	10	
-7	49496-05		TUBE - Pneumatic pressure	1	
-8	29663-02		TUBE - Pneumatic pressure	1	
-9	492 015		VALVE - Pressure regulator (2H30-28)	1	
-10	554 947	F	CLAMP - Hose (SAE TY F-10SS)	34	
	554 947	G	CLAMP - Hose (SAE TY F-10SS)	26	
-11	49598-02	F	TUBE - Pneumatic pressure	1	
-12	49608-02	F	TUBE - Pneumatic pressure	1	
-13	556 392		CONNECTOR - Union (15-4-N-SG)	2	
-14	484 228		REGULATOR - Pressure (1H52-1)	1	
-15	61541-10		HOSE - Air duct	1	
-16	61335-02		TUBE ASSEMBLY - Pneumatic	1	
-17	82371-23		HOSE - Air duct	15	
-18	50558-00		TUBE ASSEMBLY - Pneumatic	1	
-19	51689-06		ACCUMULATOR ASSEMBLY - Pressure system condensation	1	
-20	491 053		UNION - (AN815-8D)	1	
-21	82371-34		HOSE - Air duct (2 3/8" L.)	2	
	82371-157		HOSE - Air duct (6 1/2" L.)	2	
-22	488 343		TEE - (AN938-D8)	1	
-23	492 181		VALVE - Check (3142-00-7)	2	
-24	50529-00		LINE ASSEMBLY - Pneumatic	1	
-25	46707-02		TUBE ASSEMBLY - Pneumatic	1	
-26	50543-00		TUBE ASSEMBLY - Pneumatic, left	1	
	50543-01		TUBE ASSEMBLY - Pneumatic, right	1	
-27	50328-00		TUBE ASSEMBLY - Pneumatic	2	
-28	50344-00		TUBE ASSEMBLY - Pneumatic, left	1	
	50344-01		TUBE ASSEMBLY - Pneumatic, right	1	
-29	50327-00	D	TUBE ASSEMBLY - Pneumatic, left	1	
	50327-02	E	TUBE ASSEMBLY - Pneumatic, left	1	
	50327-01	D	TUBE ASSEMBLY - Pneumatic, right	1	
	50327-03	E	TUBE ASSEMBLY - Pneumatic, right	1	
-30	50343-00		TUBE ASSEMBLY - Pneumatic, left	1	
	50343-01		TUBE ASSEMBLY - Pneumatic, right	1	
-31	49989-09		STRAP - Tube clamp	18	
-32	49980-10		HOSE - Air duct (1 3/4 I. D. X 3.00 L.)	9	
-33	554 798		CLAMP - (SAE TY F-24SS)	18	
-34	50501-00		LINE ASSEMBLY - Pneumatic	1	
-35	462 061		GASKET - (MS29512-8)	3	
-36	463 434		GROMMET - (Z-2066)	1	
-37	46708-04		TUBE ASSEMBLY - Pneumatic	1	
-38	46170-00		TUBE ASSEMBLY - Pressure air supply	1	
-39	46146-00		TUBE ASSEMBLY - Pressure air supply	1	
-40	46155-00		TUBE ASSEMBLY - Pressure air supply	1	
-41	46852-02		CLAMP - Offset	2	
-42	47043-00		BLOCK - Air tube clamp support	2	

When ordering, always specify Part Number, Description and Serial Number of Aircraft

PIPER PARTS CATALOG

Figure and Index Number	Part Number	Code	NOMENCLATURE	No. Req.	SERIAL NUMBERS AFFECTED
119A-43	411 535		SCREW - (MS35207-266)	4	
-44	50559-00		LINE ASSEMBLY - Pneumatic	1	
-45	80004-15		TUBE ASSEMBLY - Pressure gauge	1	
-46	80004-14		TUBE ASSEMBLY - Pressure gauge	1	
-47	80004-16		TUBE ASSEMBLY - Pressure gauge	1	
-48	80004-17		TUBE ASSEMBLY - Pressure gauge	1	
-49	80007-17		HOSE - Pressure gauge	1	
-50	488 311		TEE - Pressure gauge (AN804-4D)	1	
	407 568		WASHER - Pressure gauge (AN960-716)	1	
	477 618		NUT - Pressure gauge (AN924-4D)	1	
-51	491 060		UNION - Pressure gauge (AN832-4D)	2	
	407 568		WASHER - Pressure gauge (AN960-716)	2	
	477 618		NUT - Pressure gauge (AN924-4D)	2	
-52	487 608		STRAP - (PS10017-3-12-6F)	3	
-53	554 778		CLAMP - (SAE TY F-4SS)	2	
-54	454 983		CLAMP - (SAE TY E-8)	2	
-55	49621-02		TUBE ASSEMBLY - Restrictor drain	1	
-56	80004-15	B	TUBE ASSEMBLY - Instrument air vacuum	1	
	29599-02	C	LINE ASSEMBLY - Instrument air vacuum	1	
-57	492 252		VALVE - Pressure (2H30-17)	1	
-58	49547-02	F	TUBE - Pneumatic pressure, left	1	
	49607-02	F	TUBE - Pneumatic pressure, right	1	
-59	49525-02		TUBE - Pneumatic pressure, left	1	
	49525-03		TUBE - Pneumatic pressure, right	1	
-60	49496-07		TUBE - Pneumatic pressure	2	
-61	49496-06		TUBE - Pneumatic pressure	2	
-62	49497-02		TUBE - Pneumatic pressure, left	1	
	49497-03		TUBE - Pneumatic pressure, right	1	
-63	492 314		VALVE - Check (1258-00-1)	1	
-64	477 852		NUT - (SG-4)	2	
-65	487 479		INSERT - (P-4)	5	
-66	554 796		CLAMP - (OS100M8S)	30	
-67	50923-00		LINE ASSEMBLY - Pneumatic	1	
-68	554 946		CLAMP - (SAE TY F-8SS)	2	
-69	49755-02		VALVE ASSEMBLY - Pressure relief	1	
-70	588 622		TEE - (70-4-N)	1	
-71	289 512		TUBING - (4225-435) (12.00 L)	1	
-72	47038-07		EJECTOR ASSEMBLY - Deicer	1	
-73	29457-02		LINE ASSEMBLY - Pneumatic pressure	1	
-74	82371-158		HOSE - Flexible	1	
-75	82371-158	F	HOSE - Flexible	2	
-76	82371-160	G	HOSE - Flexible, left (32" L)	1	
	82371-159	G	HOSE - Flexible, right (37" L)	1	
-77	80004-42		LINE ASSEMBLY - Instrument air vacuum	1	

When ordering, always specify Part Number, Description and Serial Number of Aircraft

THIS PAGE INTENTIONALLY LEFT BLANK

PIPER PARTS CATALOG

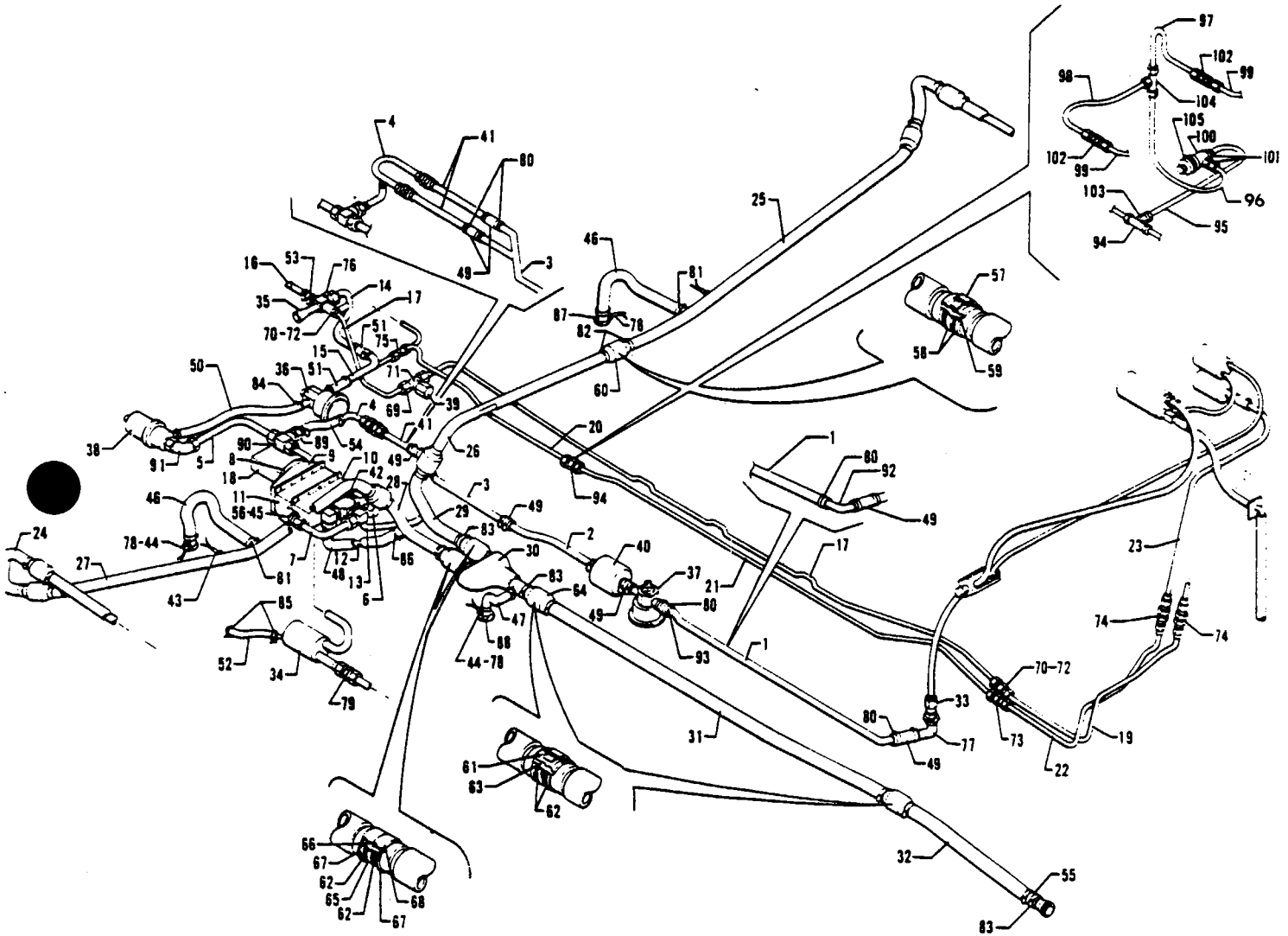


Figure 119B Pressurization and Pneumatic Air Supply Installation

PIPER PARTS CATALOG

CODE EXPLANATIONS FOR FIGURE 119B

- A - Used if pressure driven attitude gyro and directional gyro are installed
- B - Used on PA-31T2 with serial numbers 31T-8166046 to 31T-8166076 inclusive, 31T-1166001 and up
- C - Used on PA-31T2 with serial numbers 31T-8166054 to 31T-8166076 inclusive, 31T-1166001 and up
- D - Used on PA-31T2 with serial numbers 31T-8166066 to 31T-8166076 inclusive, 31T-1166001 and up
- E - Used on PA-31T2 with serial numbers 31T-8166049, 31T-8166074 to 31T-8166076 inclusive, 31T-1166001 and up

PIPER PARTS CATALOG

Figure and Index Number	Part Number	Code	NOMENCLATURE	No. Req.	SERIAL NUMBERS AFFECTED
119B-	29673		DRAWING - Pressurization and Pneumatic Air Supply Installation		
	49670		DRAWING - Vacuum Turn and Bank System Installation		
-1	29661-02		LINE - Pneumatic pressure	1	31T-8166001 to 31T-8166045 incl
	82371-160	B	HOSE - Flexible	1	
-2	29662-02		LINE - Pneumatic pressure	1	
-3	29663-02		LINE - Pneumatic pressure	1	
	01489-02	A.C	LINE ASSEMBLY - Pneumatic pressure	1	
-4	29664-02		TUBE ASSEMBLY - Pneumatic	1	
	01280-02	A.C	TUBE ASSEMBLY - Pneumatic	1	
-5	81894-02		LINE ASSEMBLY - Pneumatic	1	
-6	81844-02		LINE ASSEMBLY - Pneumatic	1	31T-8166001 to 31T-8166065 incl
	01907-02	D	LINE ASSEMBLY - Pneumatic	1	
-7	81845-02		LINE ASSEMBLY - Pneumatic	1	
-8	81830-02		DUCT ASSEMBLY - Blower mounting	1	
-9	81868-02		DUCT ASSEMBLY - Exhaust	1	
-10	81862-02		DUCT ASSEMBLY - Exhaust	1	
-11	81832-02		INTERCOOLER ASSEMBLY - Bleed air	1	
-12	81846-02		LINE ASSEMBLY - Pneumatic	1	
-13	81847-02		LINE ASSEMBLY - Pneumatic	1	
-14	50923-00		LINE ASSEMBLY - Pneumatic	1	
-15	51335-02		TUBE ASSEMBLY - Pneumatic	1	
-16	50558-00		TUBE ASSEMBLY - Deicer	1	
-17	289 512		TUBING - (4225-435)	FT	
-18	553 002		BLOWER - (1010316)	1	
-19	29599-02		LINE ASSEMBLY - Instrument air vacuum	1	
-20	80004-14		TUBE ASSEMBLY - Pressure gauge	1	
-21	80004-48		TUBE ASSEMBLY - Pressure gauge	1	
-22	80004-16		TUBE ASSEMBLY - Pressure gauge	1	
-23	80004-17		TUBE ASSEMBLY - Pressure gauge	1	
-24	70622-08		TUBE ASSEMBLY - Bleed air, left	1	
	70622-09		TUBE ASSEMBLY - Bleed air, right	1	
-25	29648-02		TUBE ASSEMBLY - Pressure air supply, left	1	
-26	29631-02		TUBE ASSEMBLY - Pressure air supply, left	1	
-27	29672-02		TUBE ASSEMBLY - Pressure air supply, right	1	
-28	29844-02		TUBE ASSEMBLY - Pressure air supply	1	
-29	29659-02		TUBE ASSEMBLY - Pressure air supply	1	
-30	29864-02		TUBE AND SHROUD ASSEMBLY - Pressure air supply	1	
-31	29676-02		TUBE ASSEMBLY - Pressure air supply	1	
-32	29677-02		TUBE ASSEMBLY - Pressure air supply	1	
-33	29457-02		LINE ASSEMBLY - Pneumatic pressure	1	
-34	81858-02		ACCUMULATOR ASSEMBLY - Pressure system condensation	1	31T-8166001 to 31T-8166065 incl
	81858-10	D	ACCUMULATOR ASSEMBLY - Pressure system condensation	1	
-35	47038-07		EJECTOR ASSEMBLY - Deicer	1	
-36	492 252		VALVE - Pressure (2H30-17)	1	
-37	492 015		VALVE - Pressure (2H30-28)	1	
-38	584 228		REGULATOR - Pressure (1H52-10)	1	
-39	49755-02		VALVE ASSEMBLY - Pressure relief	1	
-40	560 853		FILTER - (1J4-7)	1	
-41	458 723		GYRO EJECTOR PUMP - (1257-00-1)	1	
	458 723	A.C	GYRO EJECTOR PUMP - (1257-00-1)	2	
-42	81835-02		VALVE ASSEMBLY - Check	1	
-43	588 218		SWITCH - Thermal (P7200-103) 475 degrees	2	
-44	588 269		SWITCH - Thermal (P7200-102) 350 degrees	3	
-45	584 224		REDUCER - (AN919-19)	2	
-46	81789-03		HOSE ASSEMBLY - Air duct	2	

When ordering, always specify Part Number, Description and Serial Number of Aircraft

PIPER PARTS CATALOG

Figure and Index Number	Part Number	Code	NOMENCLATURE	No. Req.	SERIAL NUMBERS AFFECTED
119B-47	81789-02		HOSE ASSEMBLY - Air duct	1	
-48	77736-04		HOSE - Air duct	2	
-49	82371-35		HOSE - Flexible	5	
	82371-35	A.C	HOSE - Flexible	6	
-50	82371-72		HOSE - Flexible	1	
-51	82371-23		HOSE - Flexible	2	
-52	82371-157		HOSE - Flexible	1	
-53	82371-47		HOSE - Flexible	1	
-54	61541-10		HOSE - Flexible	1	
	82371-83	A.C	HOSE - Flexible	1	
-55	56952-06		HOSE - Air duct	1	
-56	484 816		"O" RING - (3-912-S804-7)	2	
-57	556 730		COUPLING ASSEMBLY - (C30012A)	7	
-58	579 384		PACKING - (NAS1593-219)	14	
-59	486 982		SLEEVE - (G30012C)	7	
-60	556 650		COVER - (0423-0175-0100)	7	
-61	556 731		COUPLING ASSEMBLY - (C30017A)	2	
-62	579 385		PACKING - (NAS1593-224)	8	
-63	486 983		SLEEVE - (G30017C)	2	
-64	556 861		COVER ASSEMBLY - (FA1034)	4	
-65	491 952		VALVE - (CYLB-50671-1)	2	
-66	486 984		SLEEVE - (401065)	2	
-67	484 989		SNAP RING - (M1214-175)	4	
-68	477 890		NUT - (T15-175)	4	
-69	477 852		NUT - (SG-4)	2	
-70	467 479		INSERT - (P-4)	4	
-71	588 822		TEE - (70-4-N)	1	
-72	556 392		CONNECTOR - Union (15-4-N-SG)	2	
-73	491 050		UNION - (AN815-4D)	1	
-74	491 060		UNION - (AN832-4D)	2	
	407 568		WASHER - (AN960-716)	2	
	477 618		NUT - (AN924-4D)	2	
-75	488 311		TEE - (AN804-4D)	1	
	407 568		WASHER - (AN960-716)	1	
	477 618		NUT - (AN924-4D)	1	
-76	476 664		NIPPLE - (AN816-8D)	1	
-77	458 850		ELBOW - (AN838-10D)	1	
	407 575		WASHER - (AN960-1416)	1	
	407 595		WASHER - (AN960-1416L)	1	
	477 704		NUT - (AN924-10D)	1	
-78	579 468		"O" RING - Thermal switch (MS9385-03)	3	
-79	491 053		UNION - (AN815-8D)	1	
-80	554 947		CLAMP - (SAE TY F-10SS)	12	
	554 947	A.C	CLAMP - (SAE TY F-10SS)	14	
-81	554 971		CLAMP - (SAE TY F-16SS)	6	
-82	554 798		CLAMP - (SAE TY F-24SS)	14	
-83	554 903		CLAMP - (SAE TY F-36SS)	10	
-84	554 796		CLAMP - (QS100M8S)	14	
-85	454 983		CLAMP - (SAE TY E-8)	2	
-86	454 805		CLAMP - (SAE TY E-16)	2	
-87	70916-02		FITTING ASSEMBLY - Exhaust	2	
-88	29944-02		FITTING ASSEMBLY - Exhaust	1	
-89	556 967		CONNECTOR - (B-6-MCH-6S)	1	
-90	588 771		TEE - (B-810-3TTF)	1	
-91	558 725		ELBOW - (A-810-9)	1	
-92	01241-02	B	LINE - Pneumatic pressure	1	
-93	82371-35		HOSE - Flexible	1	31T-8166001 to 31T-8166045 incl

When ordering, always specify Part Number, Description and Serial Number of Aircraft

PIPER PARTS CATALOG

Figure and Index Number	Part Number	Code	NOMENCLATURE	No. Req.	SERIAL NUMBERS AFFECTED
119B-94	491 050		UNION - (AN815-4D)	1	31T-8166001 to 31T-8166048 incl 31T-8166050 to 31T-8166073 incl
	488 499	E	TEE - (AN825-4D)	1	
-95	01658-03	E	TUBE - Pneumatic	1	
-96	01658-04	E	TUBE - Pneumatic	1	
-97	01658-05	E	TUBE - Pneumatic	1	
-98	01658-06	E	TUBE - Pneumatic	1	
-99	01658-07	E	TUBE - Pneumatic	2	
-100	492 293	E	VALVE - Solenoid (1288-00-7)	1	
-101	557 113	E	CONNECTOR - (10-4-2-N-5G)	2	
-102	557 114	E	CONNECTOR - (20-4-N-5G)	2	
-103	557 115	E	CONNECTOR - (25-4-2-N-5G)	1	
-104	588 622	E	TEE - (70-4-N-5G)	1	
-105	554 971	E	CLAMP - (SAETYF-16SS)	1	

When ordering, always specify Part Number, Description and Serial Number of Aircraft

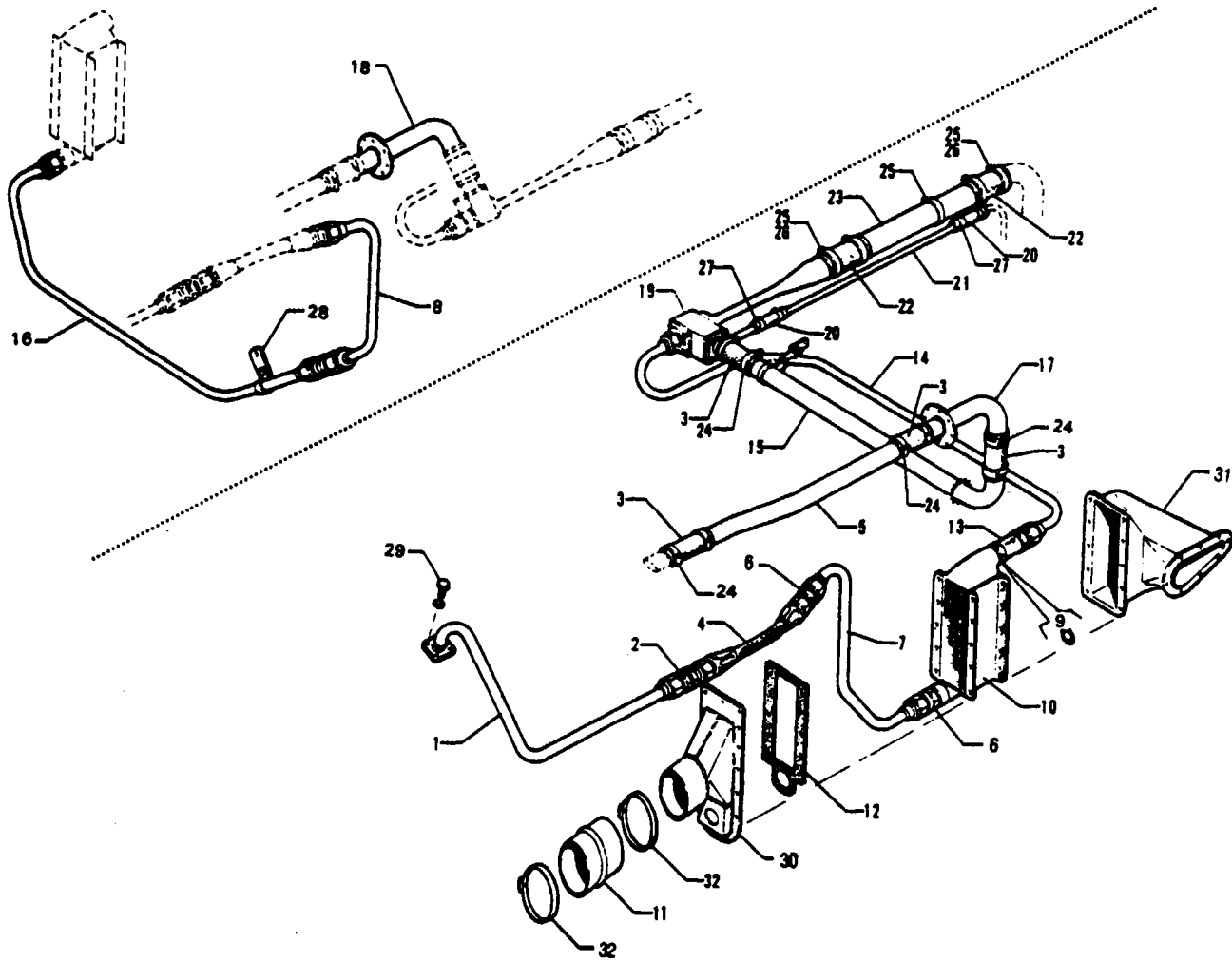


Figure 120 Bleed Air System Installation
 (PA-31T - Serial Nos 31T-7400002 to 31T-7920052 inclusive,
 31T-7920054 to 31T-7920082 inclusive)
 (PA-31T1 - Serial Nos 31T-7804001 to 31T-7904045 inclusive)

PIPER PARTS CATALOG

CODE EXPLANATIONS FOR FIGURE 120

A - Used on PA-31T with serial numbers 31T-7400002 to 31T-7920052 inclusive, 31T-7920054 to 31T-7920082 inclusive, and PA-31T1 with serial numbers 31T-7804001 to 31T-7804045 inclusive

PIPER PARTS CATALOG

Figure and Index Number	Part Number	Code	NOMENCLATURE	No. Req.	SERIAL NUMBERS AFFECTED
120-	50600		DRAWING - Bleed Air System Installation		
-1	50564-00		LINE ASSEMBLY - Bleed air high pressure	2	
-2	491 098		UNION - (AN832-12)	2	
	477 737		NUT - (AN924-12)	2	
-3	49990-13		HOSE - Air duct	7	
-4	80026-02		HOSE ASSEMBLY - Flexible	2	
-5	50816-00		DUCT - Jet pump inlet	2	
-6	491 097		UNION - (AN815-12)	5	
-7	50599-00		LINE ASSEMBLY - Bleed air high pressure	1	
-8	50824-00		LINE ASSEMBLY - Bleed air high pressure	1	
-9	484 816		"O" RING - (3-912-S604-7)	4	
-10	50544-00		INTERCOOLER ASSEMBLY - Bleed air	2	
-11	50390-00		COUPLING - Bleed air intercooler	2	
-12	50386-00		GASKET - Bleed air intercooler	2	
-13	492 179		VALVE - Check (3425-00-1)	2	
-14	50588-00		TUBE ASSEMBLY - Bleed air, left	1	
	50588-01		TUBE ASSEMBLY - Bleed air, right	1	
-15	50825-00		LINE ASSEMBLY - Air pressurization	1	
-16	50596-00		LINE ASSEMBLY - Bleed air high pressure	1	
-17	50614-02		LINE ASSEMBLY - Air pressurization	1	
-18	50614-03		LINE ASSEMBLY - Air pressurization	1	
-19	50868-00		JET PUMP ASSEMBLY - Bleed air, left	1	
	50868-01		JET PUMP ASSEMBLY - Bleed air, right	1	
-20	82371-47		HOSE - Air duct	2	
-21	50328-02		TUBE - Pneumatic	2	
-22	49990-10		DUCT - Air tube	2	
-23	50338-00		TUBE - Pneumatic	2	
-24	554 971		CLAMP - (SAE TY F-16SS)	14	
	49989-10		STRAP - Tube clamp	14	
-25	554 974		CLAMP - (SAE TY F-28SS)	6	
-26	49989-09		STRAP - Tube clamp	4	
-27	554 796		CLAMP - (QS100M8S)	4	
-28	81262-109		LINK	1	
-29	402 309		BOLT - (AN174CH-5A)	8	
	407 565		WASHER - (AN960-416)	8	
-30	50959-00		DUCT ASSEMBLY - Air inlet, left	1	
	50959-01		DUCT ASSEMBLY - Air inlet, right	1	
-31	51134-00		DUCT ASSEMBLY - Air discharge, left	1	
	51134-01		DUCT ASSEMBLY - Air discharge, right	1	
-32	50972-00		CLAMP - Air inlet	2	

When ordering, always specify Part Number, Description and Serial Number of Aircraft

PIPER PARTS CATALOG

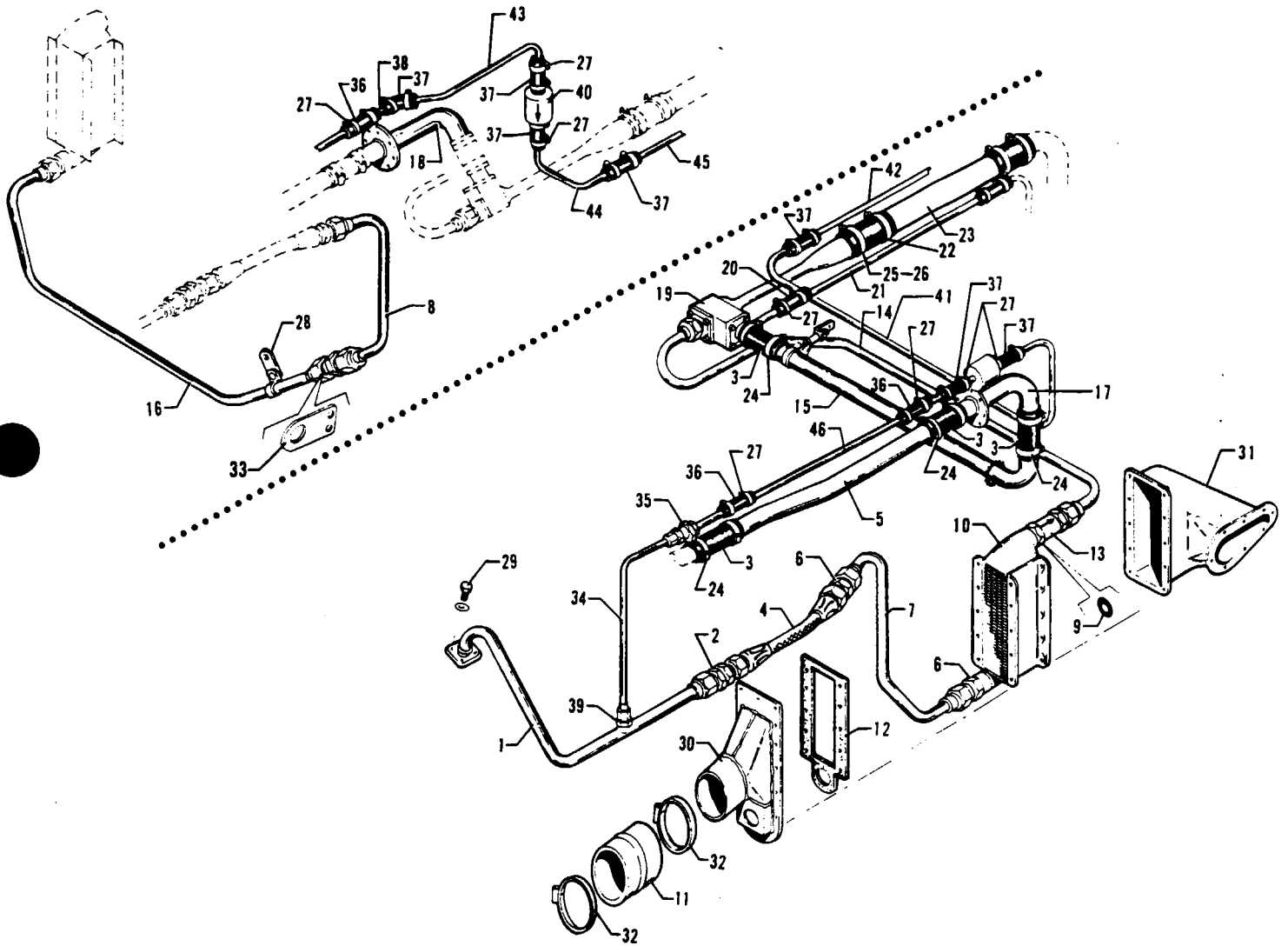


Figure 120A Bleed Air System Installation
(See Code "A")

PIPER PARTS CATALOG

CODE EXPLANATIONS FOR FIGURE 120A

- A - Used on PA-31T with serial numbers 31T-7920053, 31T-7920083 and up, and PA-31T1 with serial numbers 31T-7904046 to 31T-8304003 inclusive, 31T-1104004 and up
- B - Used on PA-31T with serial numbers 31T-7920053, 31T-7920083 to 31T-8120040 inclusive, and PA-31T1 with serial numbers 31T-7904046 to 31T-8104040 inclusive
- C - Used on PA-31T with serial numbers 31T-8120041 and up, and PA-31T1 with serial numbers 31T-8104041 to 31T-8304003 inclusive, 31T-1104004 and up
- D - Used on PA-31T with serial numbers 31T-7920053, 31T-7920083 and up, and PA-31T1 with serial numbers 31T-7904046 to 31T-8104101 inclusive
- E - Used on PA-31T1 with serial numbers 31T-8304001 to 31T-8304003 inclusive, 31T-1104004 and up

PIPER PARTS CATALOG

Figure and Index Number	Part Number	Code	NOMENCLATURE	No. Req.	SERIAL NUMBERS AFFECTED
120A-	49680	D	DRAWING - Bleed Air System Installation		
	01397	E	DRAWING - Bleed Air System Installation		
-1	49433-02		LINE ASSEMBLY - Bleed air high pressure	2	
-2	491 098		UNION - (AN832-12)	2	
	477 737		NUT - (AN924-12)	2	
-3	49990-13		HOSE - Air duct	7	
-4	80026-02		HOSE ASSEMBLY - Flexible	2	
-5	50816-00		DUCT - Jet pump inlet	2	
-6	491 097		UNION - (AN815-12)	5	
-7	50599-00		LINE ASSEMBLY - Bleed air high pressure	1	
-8	50824-00	D	LINE ASSEMBLY - Bleed air high pressure	1	
	01160-02	E	LINE ASSEMBLY - Bleed air high pressure	1	
-9	484 816		"O" RING - (3-912-S604-7)	4	
-10	50544-00		INTERCOOLER ASSEMBLY - Bleed air	2	
-11	50390-00		COUPLING - Bleed air intercooler	2	
-12	50386-00		GASKET - Bleed air intercooler	2	
-13	492 179		VALVE - Check (3425-00-1)	2	
-14	50588-00		TUBE ASSEMBLY - Bleed air, left	1	
	50588-01		TUBE ASSEMBLY - Bleed air, right	1	
-15	50825-00		LINE ASSEMBLY - Air pressurization	1	
-16	50596-00	D	LINE ASSEMBLY - Bleed air high pressure	1	
	01159-02	E	LINE ASSEMBLY - Bleed air high pressure	1	
-17	50614-02		LINE ASSEMBLY - Air pressurization	1	
-18	50614-03		LINE ASSEMBLY - Air pressurization	1	
-19	50868-00		JET PUMP ASSEMBLY - Bleed air, left	1	
	50868-01		JET PUMP ASSEMBLY - Bleed air, right	1	
-20	49998-08		HOSE - Air duct	2	
-21	50328-02	B	TUBE - Pneumatic	2	
	50328-03	C	TUBE - Pneumatic	2	
-22	49990-10		DUCT - Air tube	2	
-23	50338-00		TUBE - Pneumatic	2	
-24	554 971		CLAMP - (SAE TY F-16SS)	14	
	49989-10		STRAP - Tube clamp	14	
-25	554 798		CLAMP - (SAE TY F-24SS)	4	
-26	49989-09		STRAP - Tube clamp	4	
-27	554 871		CLAMP - (SAE TY F-6SS)	20	
-28	81262-109	D	LINK	1	
-29	402 309		BOLT - (AN174CH-5A)	8	
	407 565		WASHER - (AN960-416)	8	
-30	50959-00		DUCT ASSEMBLY - Air inlet, left	1	
	50959-01		DUCT ASSEMBLY - Air inlet, right	1	
-31	51134-00		DUCT ASSEMBLY - Air discharge, left	1	
	51134-01		DUCT ASSEMBLY - Air discharge, right	1	
-32	50972-00		CLAMP - Air inlet	2	
-33	01233-02	E	PLATE - Standoff	1	
-34	49434-02		LINE ASSEMBLY - Gyro ejector pump	2	
-35	458 723		GYRO EJECTOR PUMP - (1257-00-1)	2	
-36	49990-09		HOSE - Flexible (2 50" L)	4	
	49990-23		HOSE - Flexible (3 00" L)	4	
-37	82371-35		HOSE - Flexible	5	
-38	49435-02		TUBE ASSEMBLY - Firewall connector	2	
-39	476 707		NIPPLE - (AN816-6J)	2	
-40	560 853		FILTER - (1J4-7)	2	
-41	49487-02		TUBE - Pneumatic pressure	1	
-42	49497-02		TUBE - Pneumatic pressure	1	

When ordering, always specify Part Number, Description and Serial Number of Aircraft

PIPER PARTS CATALOG

Figure and Index Number	Part Number	Code	NOMENCLATURE	No. Req.	SERIAL NUMBERS AFFECTED
120A-43	49499-02		TUBE - Pneumatic pressure	1	
-44	49627-02		TUBE - Pneumatic pressure	1	
-45	49497-03		TUBE - Pneumatic pressure	1	
-46	49496-04		TUBE - Pneumatic pressure	2	

When ordering, always specify Part Number, Description and Serial Number of Aircraft

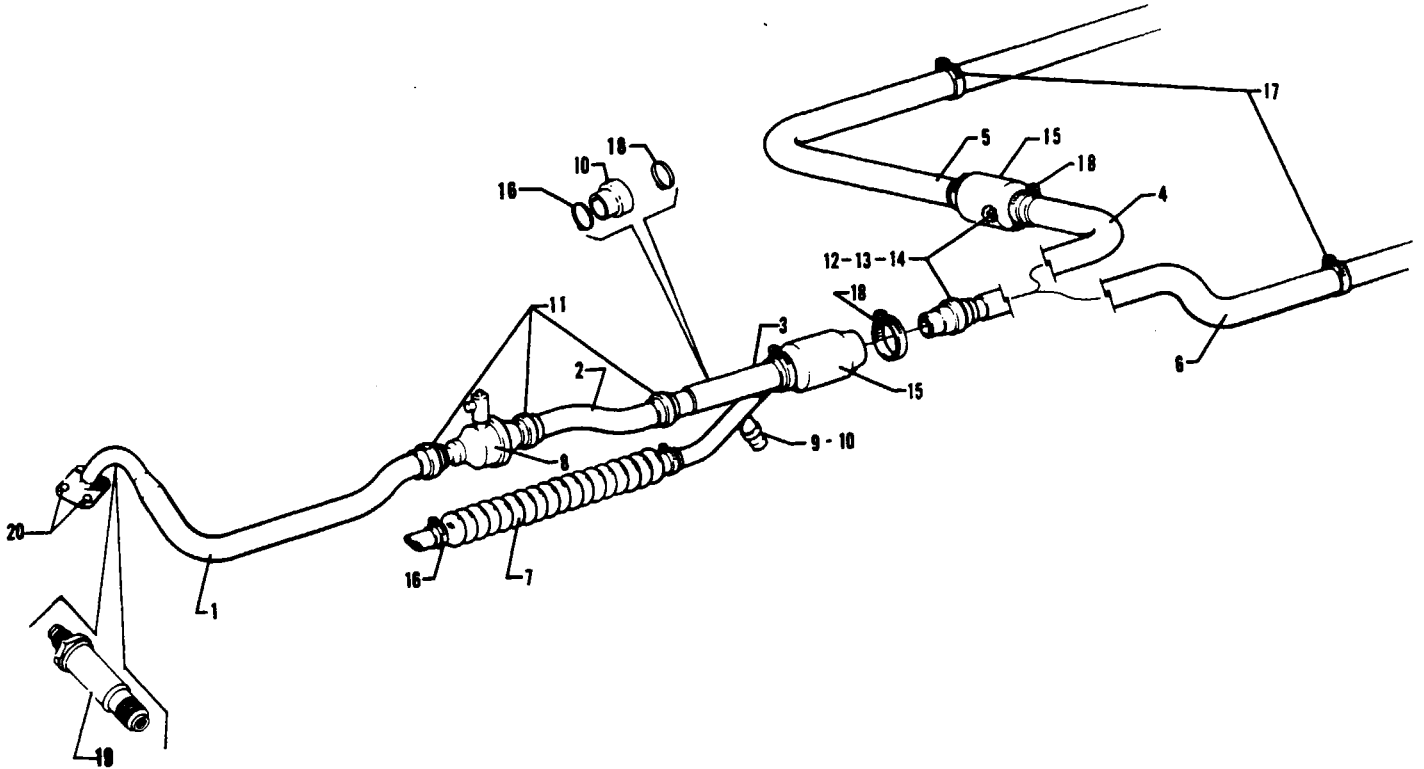


Figure 120B Bleed Air System Installation

REVISED MARCH 1984

4D13

PA-31T2

PIPER PARTS CATALOG

CODE EXPLANATIONS FOR FIGURE 120B

A - Used if Autofeather System is installed

B - Used on PA-31T2 with serial numbers 31T-8166033, 31T-8166062 to 31T-8166076 inclusive, 31T-1166001 and up

PIPER PARTS CATALOG

Figure and Index Number	Part Number	Code	NOMENCLATURE	No. Req.	SERIAL NUMBERS AFFECTED
120B-	29630		DRAWING - Bleed Air System Installation		
-1	29643-02		TUBE ASSEMBLY - Bleed air	2	31T-8166001 to 31T-8166032 incl , 31T-8166034 to 31T-8166061 incl
	29643-07	B	TUBE ASSEMBLY - Bleed air	2	
-2	29633-02		TUBE ASSEMBLY - Bleed air	2	
-3	29642-02		TUBE ASSEMBLY - Bleed air	2	
-4	70876-08		TUBE ASSEMBLY - Bleed air, left	1	
-5	70876-09		TUBE ASSEMBLY - Bleed air, left	1	
-6	70824-08		TUBE ASSEMBLY - Bleed air, right	1	
-7	70584-09		HOSE - Fresh air	2	
-8	491 942		VALVE ASSEMBLY - Bleed air (PS50143-1)	2	
-9	588 269		SWITCH - Thermal (P7200-102) 350 degrees	2	
-10	01187-02		COVER - Bleed air tube	2	
-11	556 539		COUPLING - (A44C13)	6	
-12	556 730		COUPLING ASSEMBLY - (C30012A)	3	
-13	579 384		PACKING - (NAS1593-219)	6	
-14	486 982		SLEEVE - (G30012C)	3	
-15	556 650		COVER - (0423-0175-0100)	3	
-16	554 971		CLAMP - (SAE TY F-16SS)	6	
-17	554 798		CLAMP - (SAE TY F-24SS)	2	
-18	554 857		CLAMP - (SAE TY F-32SS)	8	
-19	70586-04	A	SWITCH - Pressure	2	
-20	402 309		BOLT - (AN174CH-5A)	8	
	407 565		WASHER - (AN960-416)	8	

When ordering, always specify Part Number, Description and Serial Number of Aircraft

PIPER PARTS CATALOG

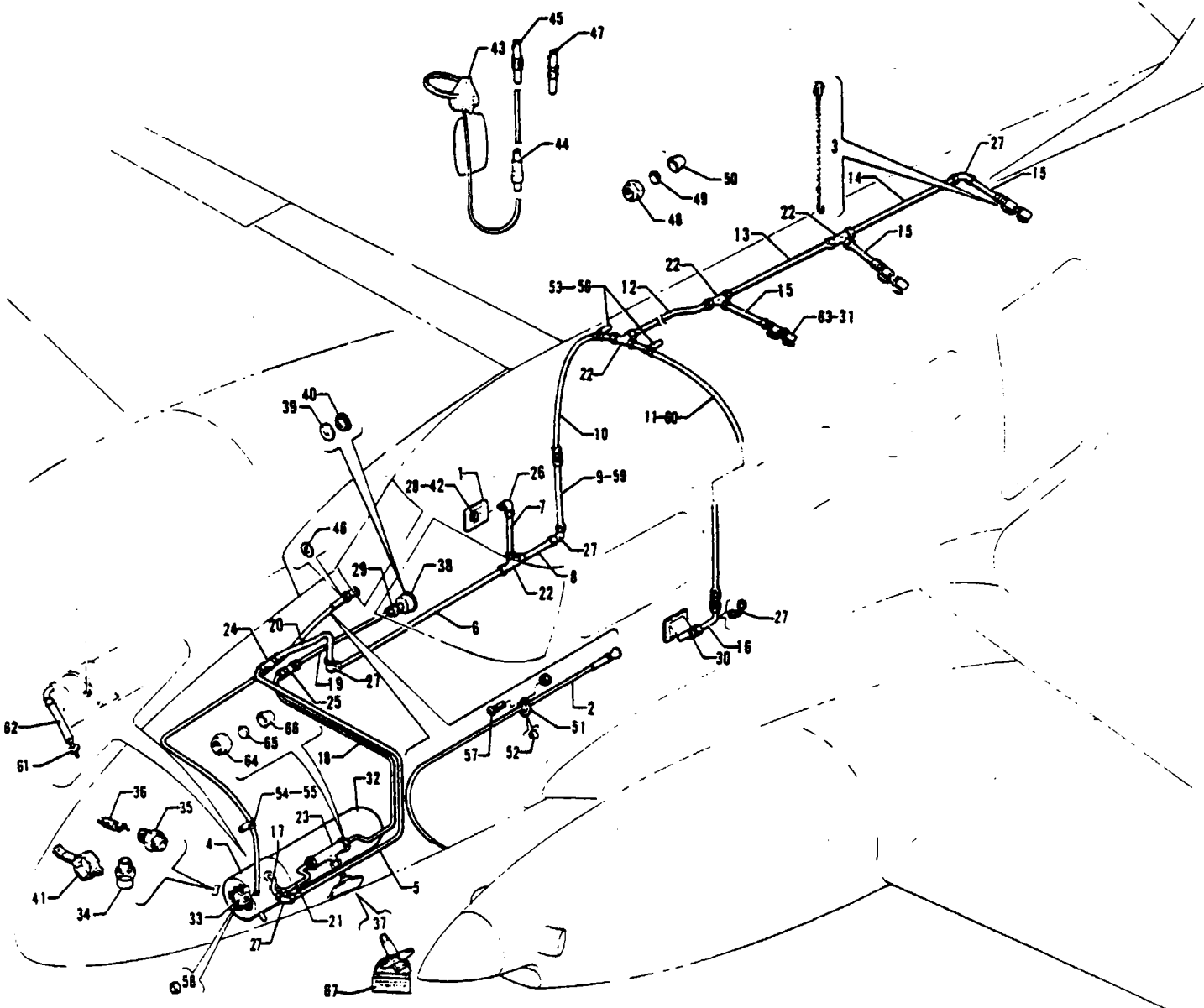


Figure 121 Oxygen System Installation
(PA-31T - Serial Nos 31T-7400002 and up)
(PA-31T1 - Serial Nos 31T-7804001 to 31T-8104101 inclusive)

PIPER PARTS CATALOG

CODE EXPLANATIONS FOR FIGURE 121

- A - Used on PA-31T Also used on PA-31T1 with serial numbers 31T-7804001 to 31T-8104101 inclusive.
- B - Used if 7th and/or 8th seats are installed.
- C - Used if 48.3 cu. ft oxygen bottle is installed.
- D - Used if 22.0 cu. ft. oxygen bottle is installed.
- E - Used on PA-31T only
- F - Used on PA-31T1 only
- G - Used on PA-31T with serial numbers 31T-7720008 and up, and PA-31T1.
- H - Used on PA-31T with serial numbers 31T-7400002 to 31T-7820066 inclusive, 31T-7820068 to 31T-7820092 inclusive, and PA-31T1 with serial numbers 31T-7804001 to 31T-7904027 inclusive.
- J - Used on PA-31T with serial numbers 31T-7820067, 31T-7920001 and up.
- K - No longer available. Order mask assembly, P/N 474 111, P/N 479 445, P/N 753 743, or P/N 474 118.
- L - Used if boom mike is installed.
- M - Used if boom mike is not installed
- N - Used on PA-31T with serial numbers 31T-7820067, 31T-7920001 and up, and PA-31T1 with serial numbers 31T-7904028 and up
- O - Used on PA-31T with serial numbers 31T-7820067, 31T-7920001 to 31T-8020063 inclusive, and PA-31T1 with serial numbers 31T-7904001 to 31T-8004033 inclusive
- P - Used on PA-31T with serial numbers 31T-8020064 and up, and PA-31T1 with serial numbers 31T-8004034 and up.
- Q - Used on PA-31T with serial numbers 31T-7820067, 31T-7920001 to 31T-8020028 inclusive, and PA-31T1 with serial numbers 31T-7904028 to 31T-8004017 inclusive
- R - Used on PA-31T with serial numbers 31T-8020029 to 31T-8120050 inclusive, 31T-8120055, 31T-8120056, 31T-8120058, 31T-8120059 and PA-31T1 with serial numbers 31T-8004018 to 31T-8104041 inclusive, 31T-8104043 to 31T-8104046 inclusive, 31T-8104048, 31T-8104050, 31T-8104051, 31T-8104053 to 31T-8104058 inclusive, 31T-8104060, 31T-8104061
- S - Used on PA-31T with serial numbers 31T-8120051 to 31T-8120054 inclusive, 31T-8120057, 31T-8120060 and up, and PA-31T1 with serial numbers 31T-8104042, 31T-8104047, 31T-8104049, 31T-8104052, 31T-8104059, 31T-8104062 and up
- T - Used on PA-31T with serial numbers 31T-7400002 to 31T-8120050 inclusive, 31T-8120055, 31T-8120056, 31T-8120058, 31T-8120059 and PA-31T1 with serial numbers 31T-7804001 to 31T-8104041 inclusive, 31T-8104043 to 31T-8104046 inclusive, 31T-8104048, 31T-8104050, 31T-8104051, 31T-8104053 to 31T-8104058 inclusive, 31T-8104060, 31T-8104061
- U - Nuts and ferrules supplied with fitting

PIPER PARTS CATALOG

Figure and Index Number	Part Number	Code	NOMENCLATURE	No. Req.	SERIAL NUMBERS AFFECTED
121-	51245		DRAWING - Oxygen System Installation		
-1	53406-02	E	COVER - Oxygen outlet, crew (walnut supreme)	2	31T-7400002 to 31T-7620010 incl
-2	50682-00		CONTROL ASSEMBLY - Oxygen push-pull	1	
-3	46919-00	T	CHAIN ASSEMBLY - Oxygen manifold attachment	6	
-4	45985-00	C	SHROUD ASSEMBLY - Oxygen bottle	1	
	49380-02	D,O	SHROUD ASSEMBLY - Oxygen bottle	1	
	49380-09	D,P	SHROUD ASSEMBLY - Oxygen bottle	1	
-5	42189-19	E	LINE - Oxygen, low pressure (90 25" L)	1	31T-7400002 to 31T-7820066 incl 31T-7820068 to 31T-7820092 incl
	42189-67	F,J	LINE - Oxygen, low pressure (88 25" L)	1	
-6	42189-20		LINE - Oxygen, low pressure (35 38" L)	1	
	42189-24		LINE - Oxygen, low pressure (33 25" L)	1	
-7	42189-21		LINE - Oxygen, low pressure (9 00" L)	1	
-8	42189-22	E	LINE - Oxygen, low pressure (5 50" L)	1	31T-7400002 to 31T-7720007 incl
	42189-63	G	LINE - Oxygen, low pressure (18 00" L)	1	
-9	42189-23	E	LINE - Oxygen, low pressure (13 00" L)	1	31T-7400002 to 31T-7720007 incl
-10	42189-24	E	LINE - Oxygen, low pressure (33 25" L)	1	31T-7400002 to 31T-7720007 incl
-11	42189-25	E	LINE - Oxygen, low pressure (55 00" L)	1	31T-7400002 to 31T-7720007 incl
-12	42189-26	E	LINE - Oxygen, low pressure (26 00" L)	1	31T-7400002 to 31T-7720007 incl
	42189-36		LINE - Oxygen, low pressure (20 00" L)	1	
	42189-64		LINE - Oxygen, low pressure (19 00" L)	1	
-13	42189-27		LINE - Oxygen, low pressure (32 50" L)	1	
-14	42189-28		LINE - Oxygen, low pressure (31 12" L)	1	
-15	42189-29		LINE - Oxygen, low pressure (5 75" L)	3	
-16	42189-30	E	LINE - Oxygen, low pressure (10 00" L)	1	31T-7400002 to 31T-7720007 incl
	42189-64	G	LINE - Oxygen, low pressure (19 00" L)	1	
-17	42189-64		LINE - Oxygen, low pressure (19 00" L)	1	
-18	42189-32	E	LINE - Oxygen, high pressure (76" L)	1	31T-7400002 to 31T-7820066 incl 31T-7820068 to 31T-7820092 incl
	42189-68	F,J	LINE - Oxygen, high pressure (75" L) (copper)	1	
	756 395		LINE - Oxygen, high pressure (stainless steel)	1	
-19	42189-33		LINE - Oxygen, high pressure (copper)	1	
	756 396		LINE - Oxygen, high pressure (stainless steel)	1	
-20	42189-35		LINE - Oxygen, low pressure (21 50" L)	1	
-21	756 343		LINE - Oxygen, high pressure (copper)	1	
	756 394		LINE - Oxygen, high pressure (stainless steel)	1	
-22	756 302	U	TEE - Low pressure (33529-204)	4	
-23	756 327	U	TEE - High pressure (aluminum) (33522-602)	1	
	756 397	U	TEE - High pressure (stainless steel) (33521-702)	1	
-24	753 079	U	UNION - Bulkhead (33529-603)	3	31T-7400002 to 31T-7720007 incl
	753 079	G,U	UNION - Bulkhead (33529-603)	1	
-25	753 082	U	UNION - Bulkhead (aluminum) (33522-401)	1	
	753 084	U	UNION - Bulkhead (stainless steel) (33521-601)	1	
-26	754 761	U	ELBOW - (33529-106)	1	
-27	754 762	E,U	ELBOW - (33529-704)	4	31T-7400002 to 31T-7720007 incl
	754 762	G,U	ELBOW - (33529-704)	5	
-28	757 213		PLATE - Instruction	2	
-29	753 945	U	CONNECTOR - Straight (aluminum) (33525-702)	1	
	757 950	U	CONNECTOR - Straight (stainless steel) (33525-202)	1	
-30	753 944	U	CONNECTOR - Male (33529-009)	4	
-31	47537-00	T	OUTLET ASSEMBLY - Oxygen, dual	3	
	752 599	S	OUTLET ASSEMBLY - Oxygen, dual	3	
-32	757 890	H	CYLINDER AND REGULATOR ASSEMBLY (48 3 cu ft)	1	
	763 234	F	CYLINDER AND REGULATOR ASSEMBLY (22 0 cu ft)	1	31T-7904001 to 31T-7904027 incl
	763 240	N	CYLINDER AND REGULATOR ASSEMBLY (48 3 cu ft)	1	
	455 975	N	CYLINDER AND REGULATOR ASSEMBLY (22 0 cu ft)	1	
-33	756 038	H	* REGULATOR ASSEMBLY - Oxygen	1	
	762 577	N	* REGULATOR ASSEMBLY - Oxygen	1	

When ordering, always specify Part Number, Description and Serial Number of Aircraft

PIPER PARTS CATALOG

Figure and Index Number	Part Number	Code	NOMENCLATURE	No. Req.	SERIAL NUMBERS AFFECTED
121-34	756 507		* * RELIEF VALVE - Regulator assembly	1	
-35	756 505		* * VALVE ASSEMBLY - Charging	1	
-36	753 947		* * * CORE - Valve assembly	1	
-37	756 524	C	VALVE - Charging, oxygen	1	
	756 566	D	VALVE - Charging, oxygen	1	
-38	751 896		GAUGE ASSEMBLY - Oxygen (includes mounting bracket)	1	
-39	752 355		* LENS - Oxygen gauge	1	
-40	753 433		* BEZEL - Oxygen gauge	1	
-41	753 437		BRACKET ASSEMBLY - Control cable	1	
-42	752 583		OUTLET ASSEMBLY - Oxygen	2	
-43	474 055	E,K	MASK ASSEMBLY - Oxygen, nasal, 2.0 lpm	1	
	474 085	H	MASK ASSEMBLY - Oxygen, sky, 2.0 lpm	5	
	474 099	B,H	MASK ASSEMBLY - Oxygen, disposable, 2.0 lpm	2	
	753 743	H,L	MASK ASSEMBLY - Oxygen, oronasal, with microphone, 2.0 lpm (crew)	AR	
	474 111	H,L	MASK ASSEMBLY - Oxygen, duo-seal mask with microphone, 2.0 lpm (crew)	AR	
	479 445	H,M	MASK ASSEMBLY - Oxygen, duo-seal mask with microphone and remote switch, 2.0 lpm (crew)	AR	
	474 110	L,N	MASK ASSEMBLY - Oxygen, duo-seal mask with microphone, 3.0 lpm (crew)	AR	
	479 446	M,N	MASK ASSEMBLY - Oxygen, duo-seal mask with microphone and remote switch, 3.0 lpm (crew)	AR	
	474 108	Q	MASK ASSEMBLY - Oxygen, sky, 3.0 lpm (passenger)	AR	
	474 118	LN	MASK ASSEMBLY - Oxygen, duo-seal mask with microphone and mask - mounted demand regulator, 100.0 lpm (crew)	AR	
	474 133		MASK ASSEMBLY - Oxygen, 3.0 lpm, without microphone (co-pilot)	1	
	474 133	R	MASK ASSEMBLY - Oxygen, 3.0 lpm (passenger)	AR	
	474 135	S	MASK ASSEMBLY - Oxygen, airline type mask with lanyard, 3.0 lpm (passenger)	AR	
-44	752 122		* FLOW INDICATOR	1	
-45	753 974	H	* COUPLING - Oxygen plug-in, 2.0 lpm	1	
	763 242	N	* COUPLING - Oxygen plug-in, 3.0 lpm	1	
-46	754 547		PLATE - Instruction	1	
-47	753 941		COUPLING - Oxygen, plug-in, therapeutic	AR	
-48	752 505		NUT - Flareless fitting (1/4")	AR	
-49	751 813		FERRULE - Flareless fitting, front (1/4")	AR	
-50	751 814		FERRULE - Flareless fitting, rear (1/4")	AR	
-51	22103-02		PLATE	2	
-52	22104-08		GROMMET	2	
-53	42129-12		BUSHING	2	
-54	80022-67		BUSHING	1	
-55	454 929		CLAMP - (A4980S-4-91)	1	
	417 701		SCREW - (AN526-1032R-22)	1	
	407 584		WASHER - (AN960-10L)	1	
	404 887		NUT - (MS20365-1032C)	1	
-56	454 929		CLAMP - (A4980S-4-91)	1	
	417 703		SCREW - (AN526-1032R26)	1	
	404 887		NUT - (MS20365-1032C)	1	
-57	415 535		SCREW - (MS35206-245)	2	
	404 910		NUT - (MS20365-832C)	2	
-58	80012-109		BUSHING - Control assembly end	1	
-59	42189-66	G	LINE - Oxygen, low pressure (42.50" L.)	1	
-60	42189-65	G	LINE - Oxygen, low pressure (60.00" L.)	1	

When ordering, always specify Part Number, Description and Serial Number of Aircraft

PIPER PARTS CATALOG

Figure and Index Number	Part Number	Code	NOMENCLATURE	No. Req.	SERIAL NUMBERS AFFECTED
121-61	17758-03	D.O	VENT ASSEMBLY - Oxygen regulator valve	1	
-62	80006-10	D.O	HOSE - Plastic	1	
-63	757 213	T	PLATE - Instruction	6	
	59772-02	S	PLACARD - Oxygen usage warning	AR	
-64	752 504		NUT - Flareless fitting (1/8")	AR	
-65	751 811		FERRULE - Flareless fitting, front (1/8")	AR	
-66	751 812		FERRULE - Flareless fitting, rear (1/8")	AR	
-67	81029-02		PLACARD - Oxygen cylinder retest	1	

When ordering, always specify Part Number, Description and Serial Number of Aircraft

PIPER PARTS CATALOG

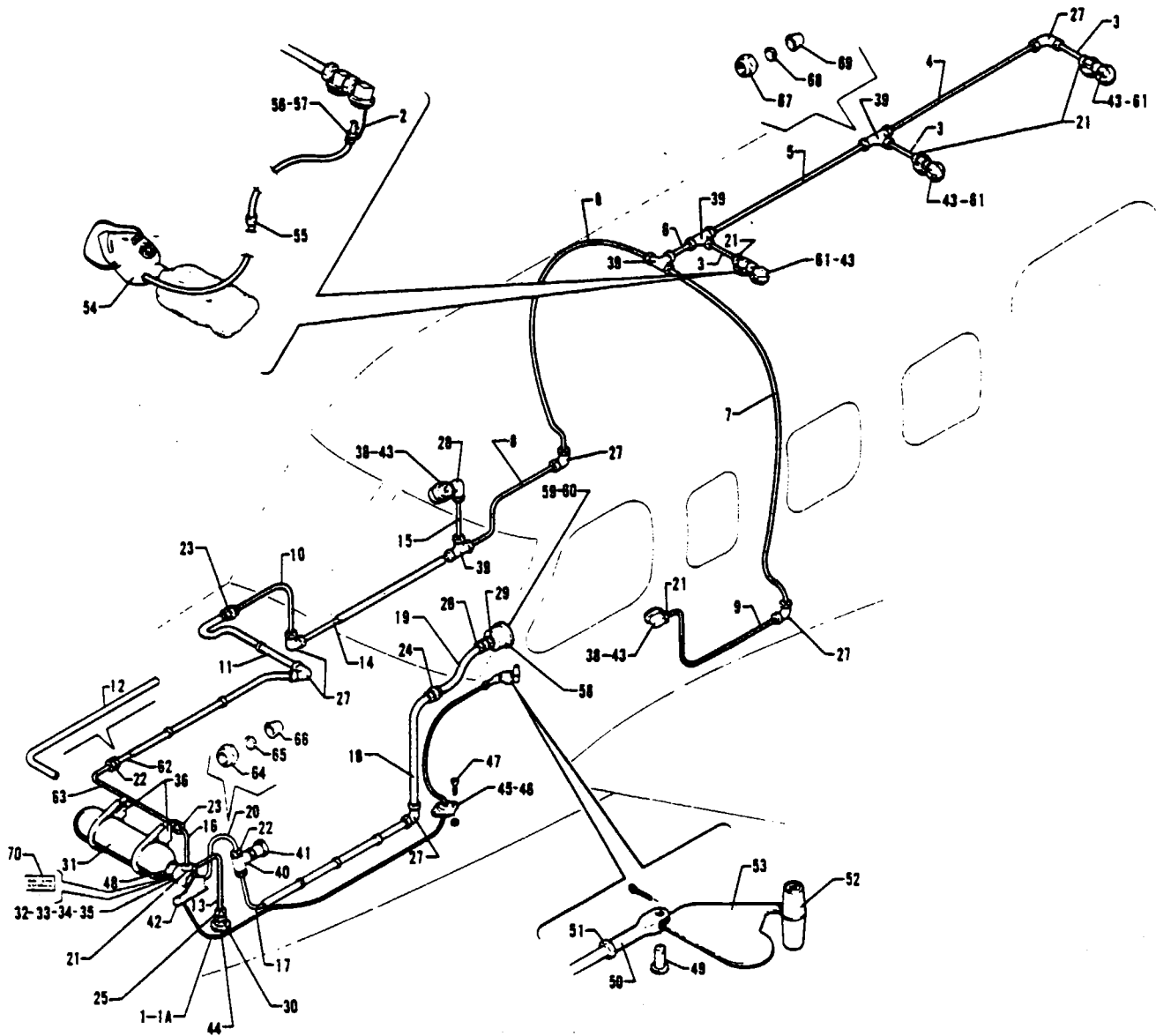


Figure 121A Oxygen System Installation

REVISED MAY 1983

4D21

PA-31T2

PIPER PARTS CATALOG

CODE EXPLANATIONS FOR FIGURE 121A

- A - Used on PA-31T2 with serial numbers 31T-8166040 to 31T-8166076 inclusive, 31T-1168001 and up
- B - Used on PA-31T2 with serial numbers 31T-8166064 to 31T-8166076 inclusive, 31T-1168001 and up

PIPER PARTS CATALOG

Figure and Index Number	Part Number	Code	NOMENCLATURE	No. Req.	SERIAL NUMBERS AFFECTED
121A-	29860		DRAWING Oxygen System Installation		
-1	01329-02		CONTROL CABLE ASSEMBLY - Oxygen push-pull	1	
-1a	763 390		* CORE - Oxygen cable	1	
-2	46919-00		CHAIN ASSEMBLY - Oxygen manifold attachment	6	31T-8166001 to 31T-8166039 incl
-3	42189-29		LINE - Oxygen, low pressure (5 75" L)	3	
-4	42189-28		LINE - Oxygen, low pressure (31 12" L)	1	
-5	42189-70		LINE - Oxygen, low pressure (43 80" L)	1	
-6	42189-76		LINE - Oxygen, low pressure (8 00" L)	1	
-7	42189-65		LINE - Oxygen, low pressure (60 00" L)	1	
-8	42189-66		LINE - Oxygen, low pressure (42 50" L)	2	
-9	42189-41		LINE - Oxygen, low pressure (40 00" L)	1	
-10	42189-35		LINE - Oxygen, low pressure (21 50" L)	1	
-11	42189-71		LINE - Oxygen, low pressure (24 00" L)	1	
-12	56728-05		LINE - Oxygen, low pressure (45 00" L)	1	
-13	56728-17		LINE - Oxygen, low pressure (45 00" L)	1	
-14	42189-24		LINE - Oxygen, low pressure (33 25" L)	1	
-15	42189-30		LINE - Oxygen, low pressure (9 00" L)	1	
-16	42189-73		LINE - Oxygen, low pressure (8 00-L)	1	
-17	56728-43		LINE - Oxygen, high pressure (59 00" L)	1	
-18	42189-74		LINE - Oxygen, high pressure (22 00" L)	1	
-19	42189-33		LINE - Oxygen, high pressure (26 00" L)	1	
-20	756 343		LINE - Oxygen, high pressure (18 00" L)	1	
-21	753 944		CONNECTOR - Male (33529-009)	5	
-22	753 945		CONNECTOR - Straight (33525-702)	3	
-23	753 079		UNION - Bulkhead (33529-603)	2	
-24	753 082		UNION - Bulkhead (33522-401)	1	
-25	753 089		UNION - (33529-504)	1	
-26	753 092		UNION - Oxygen gauge (33525-802)	1	
-27	754 762		ELBOW - (33529-704)	6	
-28	754 761		ELBOW - (33529-106)	1	
-29	763 028		ADAPTER - Oxygen gauge (33516-001)	1	
-30	763 013		ADAPTER - (33519-604)	1	
-31	455 975		CYLINDER AND REGULATOR ASSEMBLY - (800112-20)	1	
-32	762 577		* REGULATOR ASSEMBLY - (800114-09)	1	
-33	756 507		* * VALVE ASSEMBLY - Relief (5043-14)	1	
-34	756 505		* * VALVE ASSEMBLY - Charging (800216-00)	1	
-35	753 947		* * * CORE - Charging valve (57524)	1	
-36	56534-06		BRACKET ASSEMBLY - Oxygen cylinder mounting, left	1	
	56534-07		BRACKET ASSEMBLY - Oxygen cylinder mounting, right	1	
-37	47537-00	A	OUTLET ASSEMBLY - Oxygen, dual	3	31T-8166001 to 31T-8166039 incl
	752 599		OUTLET ASSEMBLY - Oxygen, dual	3	
-38	752 583		OUTLET ASSEMBLY - Oxygen (23599-10)	2	
-39	756 302		TEE - (33529-204)	4	
-40	756 304		TEE - (33525-902)	1	
-41	756 566		VALVE ASSEMBLY - Charging (26875-22)	1	
-42	753 437		BRACKET ASSEMBLY - Control cable (800356)	1	
-43	757 213		PLATE - Instruction	2	
-44	756 581		VALVE - Oxygen high pressure relief (171-12)	1	
-45	22103-02		PLATE - Grommet retainer	2	
-46	22104-08		GROMMET	2	
-47	415 535		SCREW - (MS35206-245)	2	
	404 910		NUT - (MS20365-832C)	2	
-48	25397-05		CABLE ASSEMBLY - Oxygen bottle restraint	1	

When ordering, always specify Part Number, Description and Serial Number of Aircraft

PIPER PARTS CATALOG

Figure and Index Number	Part Number	Code	NOMENCLATURE	No. Req.	SERIAL NUMBERS AFFECTED
121A-49	424 205		PIN - Clevis (MS20392-3C17)	1	
	407 565		WASHER - (AN960-416)	2	
	407 585		WASHER - (AN960-416L)	2	
	424 051		COTTER PIN - (MS24665-132)	1	
-50	554 687		CLEVIS - (MS35812-2)	1	
-51	404 224		NUT - (AN315-3R)	1	
-52	58299-02		KNOB - Half, oxygen control, countersunk	1	
	58299-03		KNOB - Half, oxygen control, threaded	1	
-53	58926-03		ARM ASSEMBLY - Oxygen control	1	
-54	474 133		MASK ASSEMBLY - Oxygen, 3 0 LPM (passenger)	AR	31T-8166001 to 31T-8166039 incl
	474 133		MASK ASSEMBLY - Oxygen, 3 0 LPM, without microphone (co-pilot)	1	
	474 110		MASK ASSEMBLY - Oxygen, duo-seal mask with microphone, 3 0 LPM (crew)	AR	
	474 118		MASK ASSEMBLY - Oxygen, duo-seal mask with microphone and mask mounted demand regulator 100 0 LPM (crew)	AR	
	474 135	A	MASK ASSEMBLY - Oxygen, airline type mask with lanyard, 3 0 lpm (passenger)	AR	
-55	752 122		* FLOW INDICATOR	1	
-56	763 242		* COUPLING - Oxygen, plug-in, 3 00 LPM	1	
-57	753 941		COUPLING - Oxygen, plug-in, therapeutic	AR	
-58	755 101		GAUGE ASSEMBLY - Oxygen (includes mounting bracket)	1	
-59	752 355		* LENS - Oxygen gauge (13753)	1	
-60	758 558		* BEZEL - Oxygen gauge (802818-01)	1	
-61	757 213		PLATE - Instruction	6	31T-8166001 to 31T-8166039 incl
	59772-02	A	PLACARD - Oxygen usage warning	AR	
-62	42189-24	B	LINE - Oxygen, low pressure	1	
-63	42189-15	B	LINE - Oxygen, low pressure	1	
-64	752 504		NUT - Flareless fitting (1/8")	AR	
-65	751 811		FERRULE - Flareless fitting, front (1/8")	AR	
-66	751 812		FERRULE - Flareless fitting, rear (1/8")	AR	
-67	752 505		NUT - Flareless fitting (1/4")	AR	
-68	751 813		FERRULE - Flareless fitting, front (1/4")	AR	
-69	751 814		FERRULE - Flareless fitting, rear (1/4")	AR	
-70	81029-02		PLACARD - Oxygen cylinder retest	1	

When ordering, always specify Part Number, Description and Serial Number of Aircraft

PIPER PARTS CATALOG

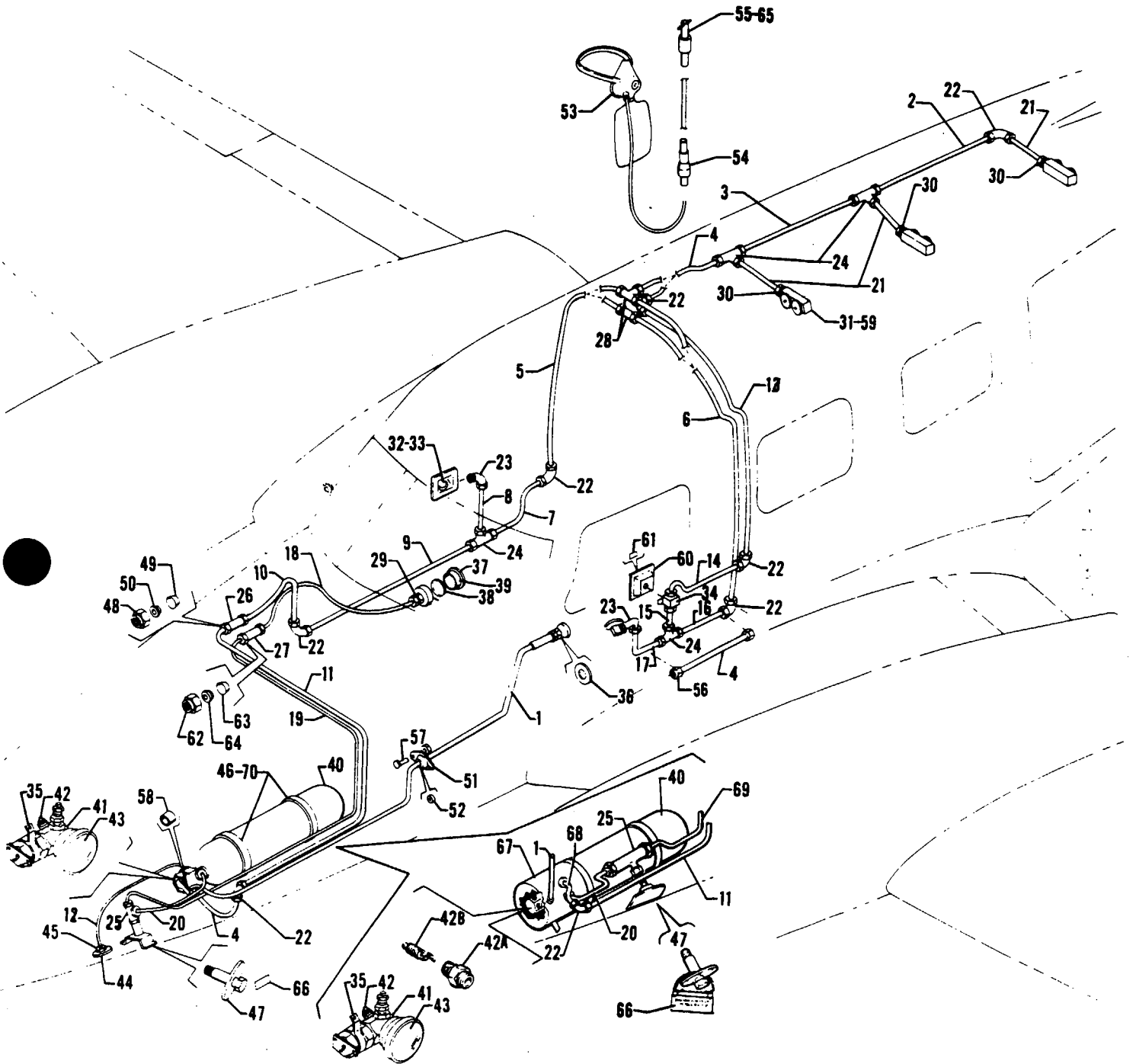


Figure 121B Oxygen System Installation
(See Code "A")

PIPER PARTS CATALOG

CODE EXPLANATIONS FOR FIGURE 121B

- A - Used on PA-31T1 with serial numbers 31T-8304001 to 31T-8304003 inclusive, 31T-1104004 and up
- B - Used if 50.1 cu ft oxygen bottle is installed
- C - Used if 22.0 cu ft oxygen bottle is installed
- D - Used if FAR part 135 oxygen system is installed
- E - Used if FAR part 135 oxygen system is not installed
- F - Nuts and ferrules supplied with fitting
- G - Used if 49.8 cu ft oxygen bottle is installed

PIPER PARTS CATALOG

Figure and Index Number	Part Number	Code	NOMENCLATURE	No. Req.	SERIAL NUMBERS AFFECTED
121B-	01925		DRAWING - Oxygen System Installation		
-1	50682-00		CONTROL ASSEMBLY - Oxygen push-pull	1	
-2	42189-28		LINE - Oxygen, low pressure (31 12" L)	1	
-3	42189-27		LINE - Oxygen, low pressure (32 50" L)	1	
-4	42189-64	D	LINE - Oxygen, low pressure (19 00" L)	2	
	42189-64	E	LINE - Oxygen, low pressure (19 00" L)	3	
-5	42189-66		LINE - Oxygen, low pressure (42 50" L)	1	
-6	42189-65		LINE - Oxygen, low pressure (60 00" L)	1	
-7	42189-63		LINE - Oxygen, low pressure (18 00" L)	1	
-8	42189-21		LINE - Oxygen, low pressure (9 00" L)	1	
-9	42189-24		LINE - Oxygen, low pressure (33 25" L)	1	
-10	42189-35		LINE - Oxygen, low pressure (21 50" L)	1	
-11	42189-67		LINE - Oxygen, low pressure (88 25" L)	1	
-12	42189-26		LINE - Oxygen dump, low pressure (26 00" L)	1	
-13	42189-46	D	LINE - Oxygen, low pressure (66 00" L)	1	
-14	42189-42	D	LINE - Oxygen, low pressure (17 00" L)	1	
-15	42189-75	D	LINE - Oxygen, low pressure (3 50" L)	1	
-16	42189-23	D	LINE - Oxygen, low pressure (13 00" L)	1	
-17	42189-22	D	LINE - Oxygen, low pressure (5 50" L)	1	
-18	42189-33		LINE - Oxygen, high pressure (26 00" L)	1	
-19	42189-10		LINE - Oxygen, high pressure (105 00" L)	1	
-20	756 343		LINE - Oxygen, high pressure	1	
-21	42189-29		LINE - Oxygen, low pressure (5 75" L)	3	
-22	754 762	D,F	ELBOW - (33529-704)	7	
	754 762	E,F	ELBOW - (33529-704)	5	
-23	754 761	D,F	ELBOW - (33529-106)	2	
	754 761	E,F	ELBOW - (33529-106)	1	
-24	756 302	D,F	TEE - Low pressure (33529-204)	4	
	756 302	E,F	TEE - Low pressure (33529-204)	3	
-25	756 327	F	TEE - High pressure (33522-602)	1	
-26	753 079	F	UNION - Bulkhead (33529-603)	1	
-27	753 082	F	UNION - Bulkhead (33522-401)	1	
-28	753 089	D,F	UNION - Bulkhead (33529-504)	1	
	756 302	E,F	TEE - Low pressure (33529-204)	1	
-29	753 945	F	CONNECTOR - Straight (33525-702)	1	
-30	753 944	F	CONNECTOR - Male (33529-009)	3	
-31	752 622	D	OUTLET ASSEMBLY - Oxygen dual (802258-05)	3	
	479 453	E	OUTLET ASSEMBLY - Oxygen dual (802258-02)	3	
-32	752 583		OUTLET ASSEMBLY - Oxygen (23599-10)	2	
-33	757 213		PLATE - Instruction (23719)	2	
-34	756 591	D	VALVE - Shut off (B-43S4)	1	
-35	753 437		BRACKET ASSEMBLY - Control cable (800356-00)	1	
-36	754 547		PLATE - Instruction, control cable (10000337)	1	
-37	751 896		GAUGE ASSEMBLY - Oxygen (includes mounting bracket)	1	
-38	752 355		* LENS - Oxygen gauge	1	
-39	753 433		* BEZEL - Oxygen gauge	1	
-40	455 988		CYLINDER AND REGULATOR ASSEMBLY - 22 8 cu ft (89504022)	1	
	455 989	E	CYLINDER AND REGULATOR ASSEMBLY - 50 1 cu ft (89504050)	1	
	455 976	D	CYLINDER AND REGULATOR ASSEMBLY - 49 8 cu ft (altitude compensating) (801977-12)	1	31T-8304001 to 31T-8304003 incl
	455 990	D	CYLINDER AND REGULATOR ASSEMBLY - 50 1 cu ft (altitude compensating) (89510050)	1	31T-1104004 and up

When ordering, always specify Part Number, Description and Serial Number of Aircraft

PIPER PARTS CATALOG

Figure and Index Number	Part Number	Code	NOMENCLATURE	No. Req.	SERIAL NUMBERS AFFECTED
121B-41	762 633	E	* REGULATOR ASSEMBLY - (803214-2)	1	
	762 582	D	* REGULATOR ASSEMBLY - (801896-01)	1	31T-8304001 to 31T-8304003 incl
	762 634	D	* REGULATOR ASSEMBLY - (803216-4)	1	31T-1104004 and up
-42	756 507	E	* * VALVE ASSEMBLY - Relief (5043-14)	1	
	756 570	D	* * VALVE ASSEMBLY - Relief (5043-15)	1	
-42a	756 505	D	* * VALVE ASSEMBLY - Charging (800216-00)	1	31T-8304001 to 31T-8304003 incl
-42b	753 947	D	* * * CORE - Charging valve (57524)	1	31T-8304001 to 31T-8304003 incl
-43	763 274	D	* COMPENSATOR ASSEMBLY - Altitude regulating (801765-00)	1	
-44	765 009		INDICATOR - Oxygen dump (20933-3)	1	
-45	755 631		NUT - Coupling (33477-104)	1	
	764 820		SLEEVE - (33484-204)	1	
-46	49167-06	G	STRAP - Rubber	2	
	49167-07	C	STRAP - Rubber	2	
	49167-08	B	STRAP - Rubber	2	
-47	756 524	B,G	VALVE - Charging, oxygen (26875-48)	1	
	756 566	C	VALVE - Charging, oxygen (26875-22)	1	
-48	752 505		NUT - Flareless fitting (1/4")	AR	
-49	751 813		FERRULE - Flareless fitting, front (1/4")	AR	
-50	751 814		FERRULE - Flareless fitting, rear (1/4")	AR	
-51	22103-03		PLATE	2	
-52	22104-08		GROMMET	2	
-53	474 110		MASK ASSEMBLY - Oxygen, duo-seal mask with microphone, 3 0 Lpm (crew)	2	
	474 118		MASK ASSEMBLY - Oxygen, duo-seal mask with microphone and mask - mounted demand regulator, 100 0 Lpm (crew)	2	
	474 133		MASK ASSEMBLY - Oxygen, without microphone (co-pilot)	1	
	474 135		MASK ASSEMBLY - Oxygen, airline type mask with lanyard, 3 0 Lpm (passenger)	AR	
-54	752 122		* FLOW INDICATOR	1	
-55	763 242		* COUPLING - Oxygen plug in, 3 0 Lpm	1	
-56	753 944	E	CONNECTOR - Male (33529-009)	1	
-57	415 535		SCREW - (MS35206-245)	2	
	404 910		NUT - (MS20365-832C)	2	
-58	80012-109		BUSHING - Control assembly end	1	
-59	59772-02		PLACARD - Oxygen useage warning	6	
-60	01793-02	D	COVER ASSEMBLY - Trim, shut-off valve	1	
-61	81014-02	D	* DECAL - Passenger oxygen, on-off	1	
-62	752 504		NUT - Flareless fitting (1/8")	AR	
-63	751 811		FERRULE - Flareless fitting, front (1/8")	AR	
-64	751 812		FERRULE - Flareless fitting, rear (1/8")	AR	
-65	753 941		COUPLING - Oxygen, plug-in, therapeutic	AR	
-66	81047-02		PLACARD - Oxygen cylinder retest	1	
-67	45985-00	D	SHROUD ASSEMBLY - Oxygen bottle	1	31T-8304001 to 31T-8304004 incl
-68	42189-36	D	LINE - Oxygen, low pressure (20 00" L)	1	31T-8304001 to 31T-8304003 incl
-69	42189-68	D	LINE - Oxygen, high pressure (75 00" L)	1	31T-8304001 to 31T-8304003 incl
-70	85512-51	C	STRIP - Sponge rubber (8 00" L)	2	

When ordering, always specify Part Number, Description and Serial Number of Aircraft

PIPER PARTS CATALOG

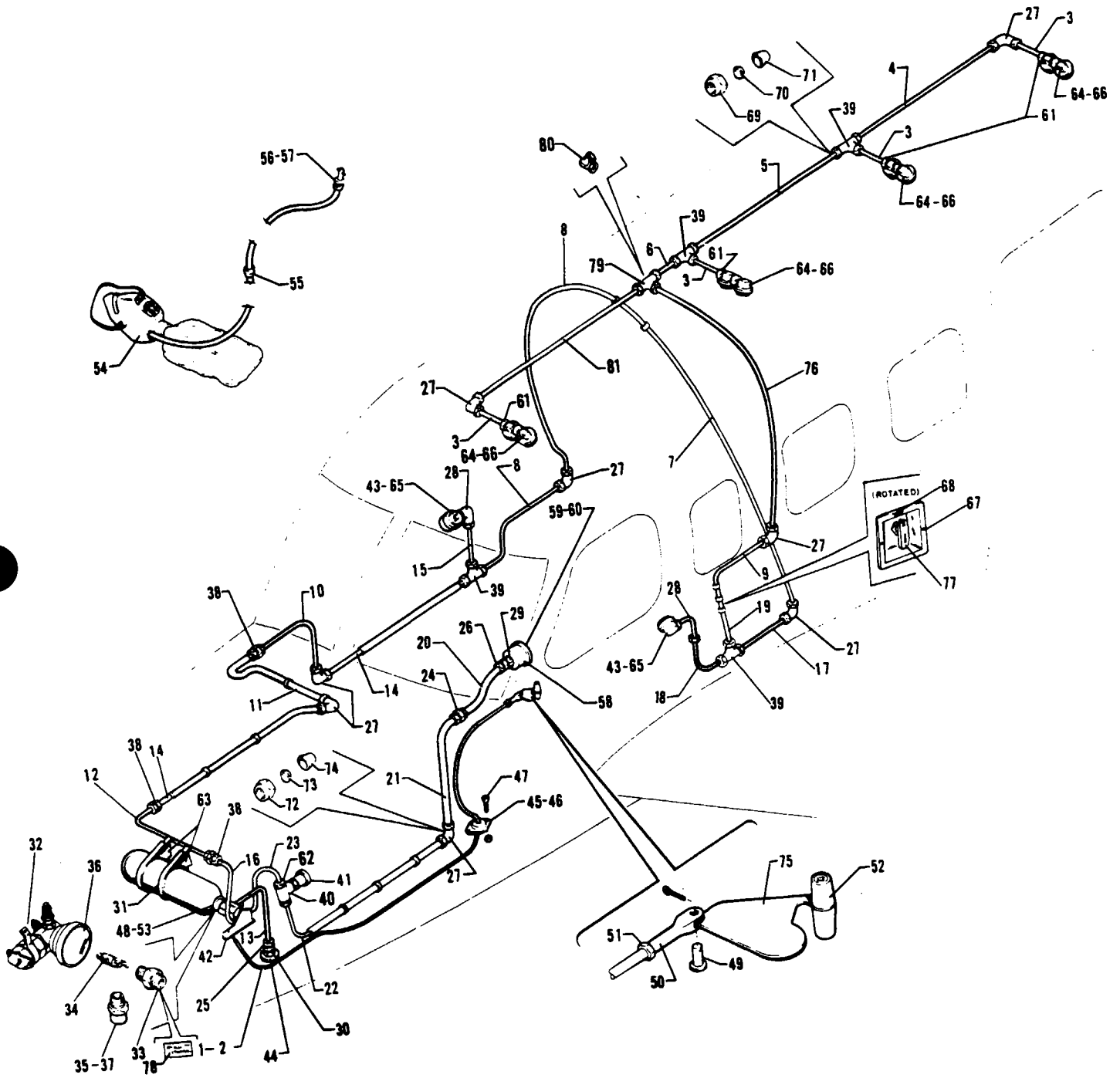


Figure 121C Oxygen System Installation - FAR Part 135

PIPER PARTS CATALOG

CODE EXPLANATIONS FOR FIGURE 121C

- A - Nuts and ferrules supplied with fitting
- B - Used if aircraft incorporates 10 place seating
- C - Used if aircraft does not incorporate 10 place seating
- D - Used on PA-31T2 with serial numbers 31T-8166001 to 31T-8166076 inclusive, 31T-1166001 and 31T-1166002

PIPER PARTS CATALOG

Figure and Index Number	Part Number	Code	NOMENCLATURE	No Req.	SERIAL NUMBERS AFFECTED
121C-	01870 02243	B	DRAWING - Oxygen System Installation DRAWING - Oxygen System Modification		
-1	01329-02		CONTROL CABLE ASSEMBLY - Oxygen push-pull	1	
-2	763 390		* CORE - Oxygen cable	1	
-3	42189-29	C	LINE - Oxygen, low pressure (5 75" L)	3	
	42189-29	B	LINE - Oxygen, low pressure (5 75" L)	4	
-4	42189-28		LINE - Oxygen, low pressure (31 12" L)	1	
-5	42189-70		LINE - Oxygen, low pressure (43 80" L)	1	
-6	42189-76		LINE - Oxygen, low pressure (10 50" L)	1	
-7	42189-65		LINE - Oxygen, low pressure (60 00" L)	1	
-8	42189-66		LINE - Oxygen, low pressure (42 50" L)	2	
-9	42189-38		LINE - Oxygen, low pressure (42 00" L)	1	
-10	42189-35		LINE - Oxygen, low pressure (21 50" L)	1	
-11	42189-71		LINE - Oxygen, low pressure (24 00" L)	1	
-12	42189-15	D	LINE - Oxygen, low pressure (25 50" L)	1	
	42189-20		LINE - Oxygen, low pressure (35 38" L)	1	31T-1166003 and up
-13	56728-17		LINE - Oxygen, low pressure (45 00" L)	1	
-14	42189-24		LINE - Oxygen, low pressure (33 25" L)	2	
-15	42189-30		LINE - Oxygen, low pressure (10 00" L)	1	
-16	42189-63	D	LINE - Oxygen, low pressure (18 00" L)	1	
	42189-73		LINE - Oxygen, low pressure (8 00" L)	1	31T-1166003 and up
-17	42189-43		LINE - Oxygen, low pressure (36 50" L)	1	
-18	42189-22		LINE - Oxygen, low pressure (5 50" L)	1	
-19	42189-75		LINE - Oxygen, low pressure (3 50" L)	1	
-20	42189-33		LINE - Oxygen, high pressure (26 00" L) (copper)	1	
	42189-79		LINE - Oxygen, high pressure (26 00" L) (stainless steel)	1	
-21	42189-74		LINE - Oxygen, high pressure (22 00" L) (copper)	1	
	42189-80		LINE - Oxygen, high pressure (22 00" L) (stainless steel)	1	
-22	56728-43		LINE - Oxygen, high pressure (59 00" L) (copper)	1	
	42189-78		LINE - Oxygen, high pressure (59 00" L) (stainless steel)	1	
-23	756 343		LINE - Oxygen, high pressure (18 00" L) (copper)	1	
	756 394		LINE - Oxygen, high pressure (18 00" L) (stainless steel)	1	
-24	753 082	A	UNION - Bulkhead (33522-401) (aluminum)	1	
	753 084	A	UNION - Bulkhead (33521-601) (stainless steel)	1	
-25	753 089	A	UNION - (33529-504)	1	
-26	753 092	A	UNION - Oxygen gauge (33525-802)	1	
-27	754 762	A,C	ELBOW - (33529-704)	7	
	754 762	A,B	ELBOW - (33529-704)	8	
-28	754 761	A	ELBOW - (33529-106)	2	
-29	763 028	A	ADAPTER - Oxygen gauge (33516-001)	1	
-30	763 013	A	ADAPTER - (33519-604)	1	
-31	455 976		CYLINDER AND REGULATOR ASSEMBLY - (801977-12)	1	
-32	762 582		* REGULATOR ASSEMBLY - (801896-01)	1	
-33	756 505		* * VALVE ASSEMBLY - Charging (800216-00)	1	
-34	753 947		* * * CORE - Charging valve (57524)	1	
-35	756 570		* * VALVE ASSEMBLY - Relief (5043-15)	1	
-36	763 274		* COMPENSATOR ASSEMBLY - Altitude regulating (801765-00)	1	
-37	756 507		* * VALVE ASSEMBLY - Relief (5043-14)	1	
-38	753 079	A	UNION - Bulkhead (33529-603)	3	
-39	756 302	A	TEE - (33529-204)	4	
-40	756 304	A	TEE - (33525-902)	1	
-41	756 524		VALVE - Charging oxygen (26875-48)	1	
-42	753 437		BRACKET ASSEMBLY - Control cable (800356)	1	

When ordering, always specify Part Number, Description and Serial Number of Aircraft

PIPER PARTS CATALOG

Figure and Index Number	Part Number	Code	NOMENCLATURE	No Req.	SERIAL NUMBERS AFFECTED
121C-43	757 213		PLATE - Instruction (23719)	2	
-44	756 581		VALVE - Oxygen, high pressure relief (171-12)	1	
-45	22103-02		PLATE - Grommet retainer	2	
-46	22104-08		GROMMET	2	
-47	415 535		SCREW - (MS35206-245)	2	
	404 910		NUT - (MS20365-832C)	2	
-48	25397-00	D	CABLE ASSEMBLY - Oxygen bottle restraint	1	
-49	424 205		PIN - Clevis (MS20392-3C17)	1	
	407 565		WASHER - (AN960-416)	2	
	407 585		WASHER - (AN960-416L)	2	
	424 051		COTTER PIN - (MS24665-132)	1	
-50	554 687		CLEVIS - (MS35812-2)	1	
-51	404 224		NUT - (AN315-3R)	1	
-52	58299-02		KNOB - Half, oxygen control, countersunk	1	
	58299-03		KNOB - Half, oxygen control, threaded	1	
-53	486 879	D	SLEEVE - Compression (28-1-C)	1	
-54	474 110		MASK ASSEMBLY - Oxygen, duo-seal mask with microphone, 3 0 Lpm (crew)	2	
	474 133		MASK ASSEMBLY - Oxygen, without microphone (co-pilot)	1	
	474 135		MASK ASSEMBLY - Oxygen, airline type mask with lanyard, 3 00 Lpm (passenger)	AR	
-55	752 122		* FLOW INDICATOR	1	
-56	763 242		* COUPLING - Oxygen plug in 3 00 Lpm	1	
-57	753 941		COUPLING - Oxygen, plug in, therapeutic	AR	
-58	755 101		GAUGE ASSEMBLY - Oxygen (includes mounting bracket)	1	
-59	752 355		* LENS - Oxygen gauge (13753)	1	
-60	758 558		* BEZEL - Oxygen gauge (802818-1)	1	
-61	753 944	A.C	CONNECTOR - Male (33529-009)	3	
	753 944	A.B	CONNECTOR - Male (33529-009)	4	
-62	753 945	A	CONNECTOR - Straight (33525-702)	2	
-63	56534-06		BRACKET ASSEMBLY - Oxygen cylinder mounting, left	1	
	56534-07		BRACKET ASSEMBLY - Oxygen cylinder mounting, right	1	
-64	752 599	C	OUTLET ASSEMBLY - Oxygen, dual (802258-02)	3	
	752 599	B	OUTLET ASSEMBLY - Oxygen, dual (802258-02)	4	
-65	752 583		OUTLET ASSEMBLY - Oxygen (23599-10)	2	
-66	59772-02	C	PLACARD - Oxygen useage warning	6	
	59772-02	B	PLACARD - Oxygen useage warning	8	
-67	01793-02		COVER ASSEMBLY - Trim, shut-off valve	1	
-68	81014-02		* DECAL - Passenger oxygen, "on-off"	1	
-69	752 505		NUT - Flareless fitting (1/4")	AR	
-70	751 813		FERRULE - Flareless fitting, front (1/4")	AR	
-71	751 814		FERRULE - Flareless fitting, rear (1/4")	AR	
-72	752 504		NUT - Flareless fitting (1/8")	AR	
-73	751 811		FERRULE - Flareless fitting (1/8")	AR	
-74	751 812		FERRULE - Flareless fitting (1/8")	AR	
-75	58926-03		ARM ASSEMBLY - Oxygen control	1	
-76	42189-46		LINE - Oxygen, low pressure (66 00" L)	1	
-77	756 591		VALVE - Shut-off (B-43S4)	1	
-78	81047-02		PLACARD - Oxygen cylinder retest	1	
-79	756 302	A.B	TEE - (33529-204)	1	
-80	754 762	A.C	ELBOW - (33529-704)	1	
-81	42189-15	B	LINE - Oxygen, low pressure (25 50" L)	1	

When ordering, always specify Part Number, Description and Serial Number of Aircraft

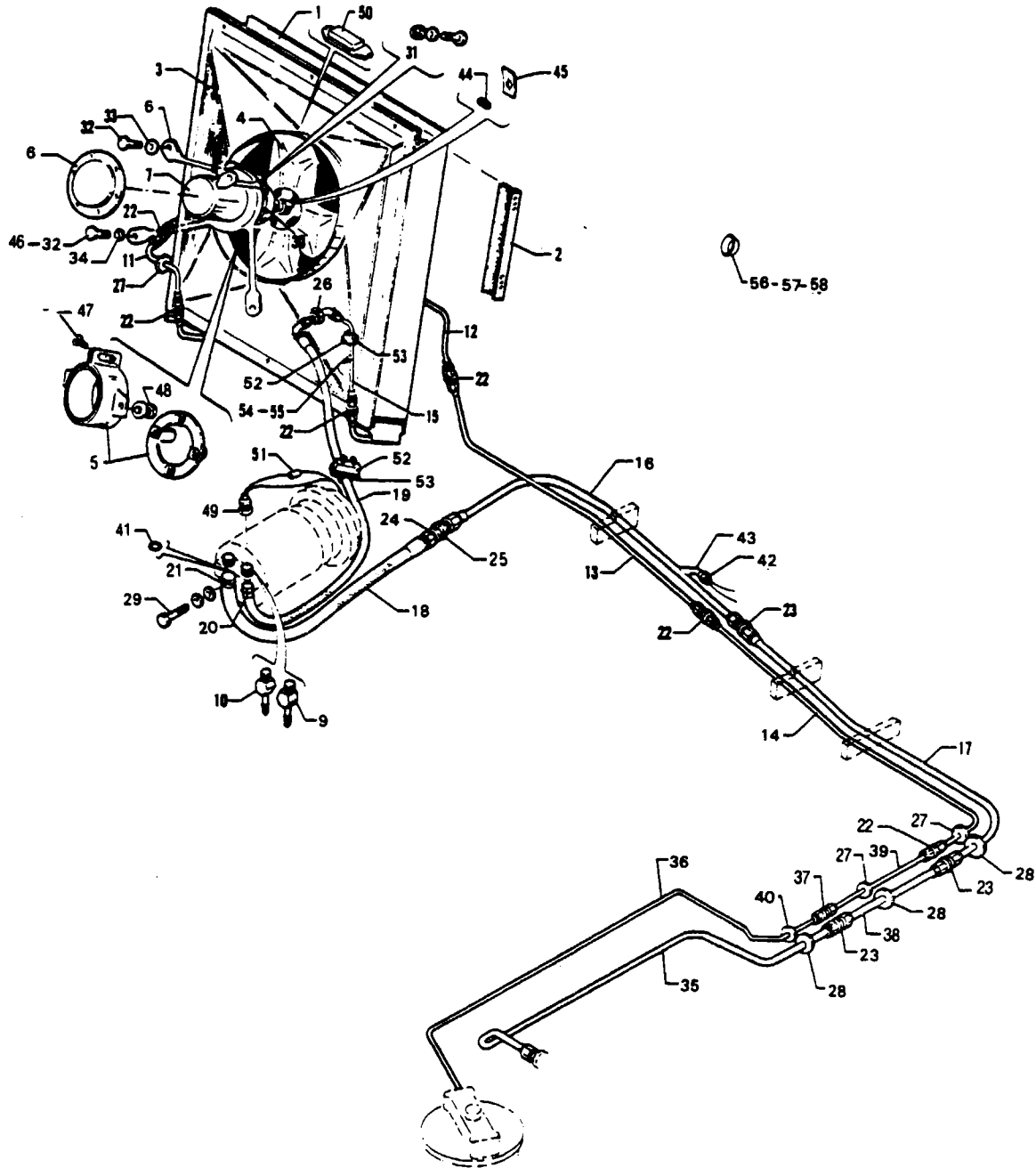


Figure 122. Freon Lines Installation

PIPER PARTS CATALOG

CODE EXPLANATIONS FOR FIGURE 122

- A - Used on PA-31T with serial numbers 31T-7400002 to 31T-8020015 inclusive, and PA-31T1 with serial numbers 31T-7804001 to 31T-8004010 inclusive
- B - Used on PA-31T1 with serial numbers 31T-8304001 to 31T-8304003 inclusive, 31T-1104004 and up
- C - Used on PA-31T with serial numbers 31T-7400002 to 31T-8020026 inclusive, and PA-31T1 with serial numbers 31T-7804001 to 31T-8004014 inclusive Order part for Code "D" serial numbers if Condenser Fan Motor Support Bracket Replacement Kit 764 034 has been installed per Service Letter No 840
- D - Used on PA-31T with serial numbers 31T-8020027 and up, and PA-31T1 with serial numbers 31T-8004015 to 31T-8304003 inclusive, 31T-1104004 and up Also used on Code "C" serial numbers if Condenser Fan Motor Support Bracket Replacement Kit 764 034 has been installed per Service Letter No 840
- E - Used on PA-31T with serial numbers 31T-8020037 to 31T-8020092 inclusive, and PA-31T1 with serial numbers 31T-8004020 to 31T-8004057 inclusive Also used on PA-31T with serial numbers 31T-7400002 to 31T-8020036 inclusive, and PA-31T1 with serial numbers 31T-7804001 to 31T-8004019 if Unpressurized Air Source and Overpressure Switch Installation Kit 764 035 has been installed per Service Letter No 840
- F - Used on PA-31T with serial numbers 31T-8020037 to 31T-8020058 inclusive, and PA-31T1 with serial numbers 31T-8004020 to 31T-8004029 inclusive
- G - Used on PA-31T with serial numbers 31T-8020059 and up, and on PA-31T1 with serial numbers 31T-8004030 to 31T-8304003 inclusive, 31T-1104004 and up Also used on PA-31T with serial numbers 31T-7400002 to 31T-8020036 inclusive, and PA-31T1 with serial numbers 31T-7804001 to 31T-8004019 if Unpressurized Air Source and Overpressure Switch Installation Kit 764 035 has been installed per Service Letter No 840
- H - Used on PA-31T with serial numbers 31T-7400002 to 31T-8020092 inclusive, and PA-31T1 with serial numbers 31T-7804001 to 31T-8004057 inclusive
- J - Used on PA-31T with serial numbers 31T-8120001 and up, and PA-31T1 with serial numbers 31T-8104001 to 31T-8304003 inclusive, 31T-1104004 and up
- K - Used on PA-31T with serial numbers 31T-7400002 and up, and PA-31T1 with serial numbers 31T-7804001 to 31T-8104101 inclusive
- L - Used on PA-31T with serial numbers 31T-8020016 and up, and PA-31T1 with serial numbers 31T-8004011 to 31T-8304003 inclusive, 31T-1104004 and up

PIPER PARTS CATALOG

Figure and Index Number	Part Number	Code	NOMENCLATURE	No. Req.	SERIAL NUMBERS AFFECTED
122-	50499 50366		DRAWING - Freon System Installation DRAWING - Freon Condenser Installation		
-1	50365-00		CONDENSER ASSEMBLY - (Complete)	1	
-2	50144-00 50144-01		BAFFLE ASSEMBLY - Condenser, inboard BAFFLE ASSEMBLY - Condenser, outboard	1 1	
-3	50940-00 50940-02	K B	SHROUD - Condenser fan SHROUD - Condenser fan	1 1	
-4	460 102		IMPELLER - Condenser fan	1	
-5	50957-00 29234-02	C D	BRACKET ASSEMBLY - Condenser fan mounting CLAMP ASSEMBLY - Condenser motor mounting	1 1	
-6	50958-00 29235-02	C D	BRACKET ASSEMBLY - Condenser fan mounting BRACKET ASSEMBLY - Condenser fan mounting	1 1	
-7	51349-00		MOTOR	1	
-8	51128-00		COVER - Fan, motor firewall	1	
-9	460 586		FITTING - Compressor (7-08042)	1	
-10	460 587		FITTING - Compressor (7-12044)	1	
-11	51275-00		LINE ASSEMBLY - Freon	1	
-12	50140-00		LINE ASSEMBLY - Freon	1	
-13	50417-00		LINE ASSEMBLY - Freon	1	
-14	50133-00		LINE ASSEMBLY - Freon	1	
-15	51276-00 51276-02	H J	LINE ASSEMBLY - Freon LINE ASSEMBLY - Freon	1 1	
-16	50489-00		LINE ASSEMBLY - Freon	1	
-17	50488-00		LINE ASSEMBLY - Freon	1	
-18	80011-11 80011-16	K B	HOSE ASSEMBLY - Flexible HOSE ASSEMBLY - Flexible	1 1	
-19	80011-12 80011-15	K B	HOSE ASSEMBLY - Flexible HOSE ASSEMBLY - Flexible	1 1	
-20	554 990		CLAMP - (PHC 68)	1	
-21	554 976		CLAMP - (PHC 1012)	1	
-22	491 053		UNION - (AN815-8D)	6	
-23	491 073		UNION - (AN815-12D)	3	
-24	458 846		ELBOW - (45 degrees) (AN837-12)	1	
-25	477 737		NUT - (AN924-12)	1	
-26	477 691 407 573 458 848		NUT - (AN924-8) WASHER - (AN960-1216) ELBOW - (45 degrees) (AN837-8)	1 1 1	
-27	434 163		GROMMET - (MS35489-15S)	3	
-28	434 154		GROMMET - (MS35489-21S)	3	
-29	401 400 553 308 407 046 407 567	A L	BOLT - (AN6-20A) BOLT - Metric (DIN931-10, M10X50) WASHER - Lock (MS35338-46) WASHER - (AN960-616)	1 1 1 1	
-30	554 762	C	CLAMP - (SAE TY F-52SS)	1	
-31	400 441 407 800 407 564 404 887	C C C C	BOLT - (AN3-7A) WASHER - (AN970-3) WASHER - (AN960-10) NUT - (MS20365-1032C)	4 4 4 4	
-32	400 438 400 438	C D	BOLT - (AN3-4A) BOLT - (AN3-4A)	4 2	
-33	407 800		WASHER - (AN970-3)	2	
-34	407 564		WASHER - (AN960-10)	2	
-35	50809-00		LINE ASSEMBLY - Freon suction	1	
-36	50368-00		LINE ASSEMBLY - Freon pressure	1	
-37	484 359		REDUCER - (AN919-12D)	1	
-38	50261-00		LINE ASSEMBLY - Freon suction	1	

When ordering, always specify Part Number, Description and Serial Number of Aircraft

PIPER PARTS CATALOG

Figure and Index Number	Part Number	Code	NOMENCLATURE	No. Req.	SERIAL NUMBERS AFFECTED
122-39	50272-00		LINE ASSEMBLY - Freon pressure	1	
-40	434 158		GROMMET - (MS35489-12S)	1	
-41	484 858		"O" RING - (2-211C147-7)	2	
-42	588 018		SWITCH - Low pressure (20PS000FC040K010D)	1	
-43	458 927		ELBOW - (49 x 4 Male)	1	
-44	486 222		SCREW - Set (M73FS1032-8P) (#10 x 32 thread)	1	
	764 802		SCREW - Set (AN565A428H5) (1/4 x 28 thread)	2	
-45	506 501		NUT - (C9635-012-1)	1	
-46	401 266	D	BOLT - (AN3-5A)	2	
-47	400 003	D	BOLT - (AN4-6A)	2	
	19513-84	D	WASHER	4	
-48	411 531	D	SCREW - (MS35207-262)	1	
-49	588 176	E	SWITCH - High pressure (20PS000FC375K200K)	1	
-50	29567-02	F	THERMAL SWITCH	1	
-51	484 427	E	RESISTOR - (Type 995-10A No. 4785) 68 ohm, 11 watt	1	
-52	688 104	G	THERMAL SWITCH - (M1-170-150-1-7-4)	1	
-53	29619-02	G	BRACKET ASSEMBLY - Thermal switch	1	
-54	484 951	J	"O" RING - (MS28778-6)	1	
-55	29651-02	J	SWITCH ASSEMBLY - High pressure	1	
-56	486 300		SEAL - Aluminum (SECO 7-A-6) (3/8" tube)	1	
-57	486 301		SEAL - Aluminum (SECO 7-A-8) (1/2" tube)	15	
-58	486 302		SEAL - Aluminum (SECO 7-A-12) (3/4" tube)	8	

When ordering, always specify Part Number, Description and Serial Number of Aircraft

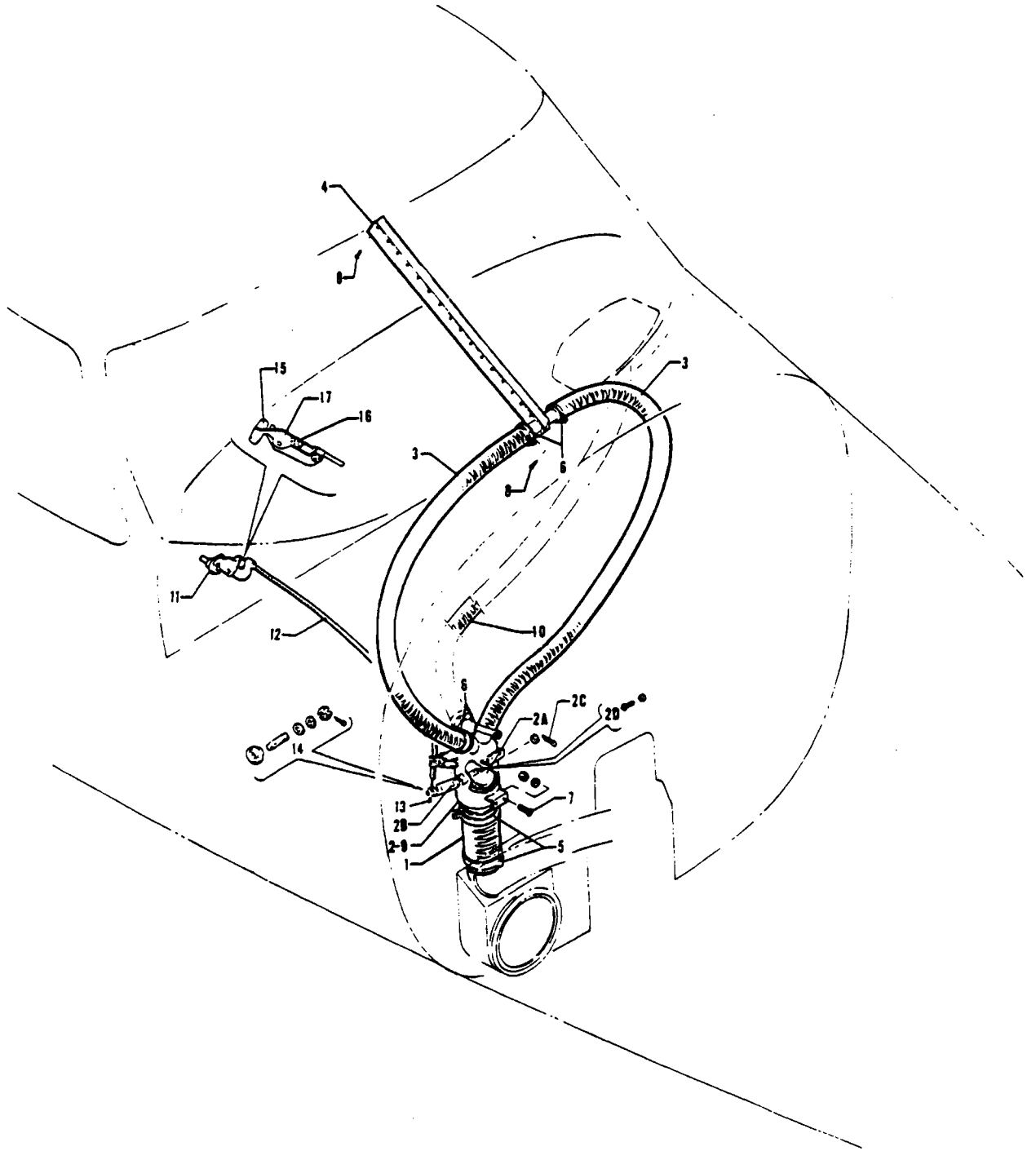


Figure 123 Windshield Defroster System Installation

REVISED FEBRUARY 1981

4E13

PA-31T
PA-31T1
PA-31T2

PIPER PARTS CATALOG

CODE EXPLANATIONS FOR FIGURE 123

- A - Used on PA-31T only
- B - Used on PA-31T1 only
- C - Used on PA-31T2 only
- D - Used on PA-31T with serial numbers 31T-8120001 and up, and PA-31T1 with serial numbers 31T-8104001 to 31T-8304003 inclusive, 31T-1104004 and up
- E - Used on PA-31T with serial numbers 31T-7400002 to 31T-7920052 inclusive, 31T-7920054 to 31T-8020092 inclusive, and PA-31T1 with serial numbers 31T-7804001 to 31T-8004057 inclusive
- F - Used on PA-31T with serial numbers 31T-7400002 to 31T-7920052 inclusive, 31T-7920054 to 31T-7920094 inclusive, and PA-31T1 with serial numbers 31T-7804001 to 31T-7904057 inclusive
- G - Used on PA-31T with serial numbers 31T-7920053, 31T-8020001 and up, PA-31T1 with serial numbers 31T-8004001 to 31T-8304003 inclusive, 31T-1104004 and up, and PA-31T2
- H - Used on PA-31T with serial numbers 31T-7400002 to 31T-8020092 inclusive, and PA-31T1 with serial numbers 31T-7804001 to 31T-8004057 inclusive
- J - Used on PA-31T with serial numbers 31T-8120001 and up, PA-31T1 with serial numbers 31T-8104001 to 31T-8304003 inclusive, 31T-1104004 and up, and PA-31T2 with serial numbers 31T-8166001 to 31T-8166003 inclusive
- K - Used on PA-31T with serial numbers 31T-8120001 and up, PA-31T1 with serial numbers 31T-8104001 to 31T-8304003 inclusive, 31T-1104004 and up, and PA-31T2
- L - Used on PA-31T with serial numbers 31T-8120001 to 31T-8120043 inclusive, and PA-31T1 with serial numbers 31T-8104001 to 31T-8104047 inclusive
- M - Used on PA-31T with serial numbers 31T-8120044 and up, PA-31T1 with serial numbers 31T-8104048 to 31T-8304003 inclusive, 31T-1104004 and up, and PA-31T2
- N - Used on PA-31T with serial numbers 31T-8120044 and up, and PA-31T1 with serial numbers 31T-8104048 to 31T-8304003 inclusive, 31T-1104004 and up
- O - Used on PA-31T with serial numbers 31T-8120001 and up, PA-31T1 with serial numbers 31T-8104001 to 31T-8304003 inclusive, 31T-1104004 and up, and PA-31T2 with serial numbers 31T-8166001 to 31T-8166076 inclusive
- P - Used on PA-31T2 with serial numbers 31T-8166004 to 31T-8166076 inclusive, 31T-1166001 and up

PIPER PARTS CATALOG

Figure and Index Number	Part Number	Code	NOMENCLATURE	No. Req.	SERIAL NUMBERS AFFECTED
123-	46906 29965	A,B C	DRAWING - Windshield Defroster System Installation DRAWING - Windshield Defroster System Installation		
-1	10525-02	H	HOSE - Defroster air duct	1	
	10525-05	D	HOSE - Defroster air duct	1	
-2	48618-00	E	TUBE ASSEMBLY - Defroster air	1	
	46470-00	D	VALVE ASSEMBLY - Defroster air (complete)	1	
	29772-02	C	VALVE ASSEMBLY - Defroster air (complete)	1	31T-8166001 to 31T-8166003 incl
	29772-08	P	VALVE ASSEMBLY - Defroster air (complete)	1	
-2a	46443-00	O	* VALVE ASSEMBLY - Defroster air	1	
	31440-00	C	* VALVE ASSEMBLY - Defroster air	1	31T-1166001 and up
-2b	46437-00	J	* SHAFT ASSEMBLY - Defroster air	1	
	46437-04	C	* SHAFT ASSEMBLY - Defroster air	1	31T-8166004 to 31T-8166076 incl
	46437-06	C	* SHAFT ASSEMBLY - Defroster air	1	31T-1166001 and up
-2c	407 585	K	* WASHER - (AN960-416L)	1	
	424 051	K	* COTTER PIN - (MS24665-132)	1	
-2d	415 687	K	* SCREW - (4-40 x 7/16 L.)	2	
	407 561	K	* WASHER - (AN960-4)	2	
-3	49997-13	A,B	HOSE - Defroster air duct, left	1	
	49997-25	C	HOSE - Defroster air duct, left	1	
	49997-22		HOSE - Defroster air duct, right	1	
-4	47722-00	F	DUCT ASSEMBLY - Defroster warm air, left	1	
	47722-10	G	DUCT ASSEMBLY - Defroster warm air, left	1	
	47722-01	F	DUCT ASSEMBLY - Defroster warm air, right	1	
	47722-09	G	DUCT ASSEMBLY - Defroster warm air, right	1	
-5	554 945		CLAMP - (SAE TY F-28)	2	
-6	554 755		CLAMP - (SAE TY F-16SS)	4	
	554 755		CLAMP - (SAE TY F-16SS)	6	31T-7920053
-7	415 544		SCREW - (MS35206-244)	4	
	407 563		WASHER - (AN960-8)	4	
	404 910		NUT - (MS20365-832C)	4	
-8	419 943		SCREW - (6 x 7/8 L , Type B, Sheet metal)	4	
-9	29531-02		TUBE ASSEMBLY - Defroster air	1	31T-7920053
-10	49997-24		HOSE - Tube assembly to left instrument access panel	1	31T-7920053
-11	555 364	D	CONTROL CONVERTER - (270-000)	1	
-12	22472-22	L	HOUSING - Control cable	1	
	22472-29	M	HOUSING - Control cable	1	
-13	22470-16	L	WIRE - Control cable	1	
	22470-21	N	WIRE - Control cable	1	
	22470-23	C	WIRE - Control cable	1	
-14	70371-03	K	STUD	1	
	70371-02	K	FITTING	1	
	81342-18	K	WASHER	1	
	407 585	K	WASHER - (AN960-416L)	1	
	404 932	K	NUT - (AN320-3)	1	
	424 051	K	COTTER PIN - (MS24665-132)	1	
-15	58299-04	C	KNOB - Half, control (countersunk)	1	
	58299-05	C	KNOB - Half, control (threaded)	1	
-16	70371-03	C	STUD	1	
	70371-02	C	FITTING	1	
	81342-18	C	WASHER	1	
	407 585	C	WASHER - (AN960-416L)	1	
	404 932	C	NUT - (AN320-3)	1	
	424 051	C	COTTER PIN - (MS24665-132)	1	
-17	58926-02	C	ARM ASSEMBLY - Control	1	

When ordering, always specify Part Number, Description, and Serial Number of Aircraft

PIPER PARTS CATALOG

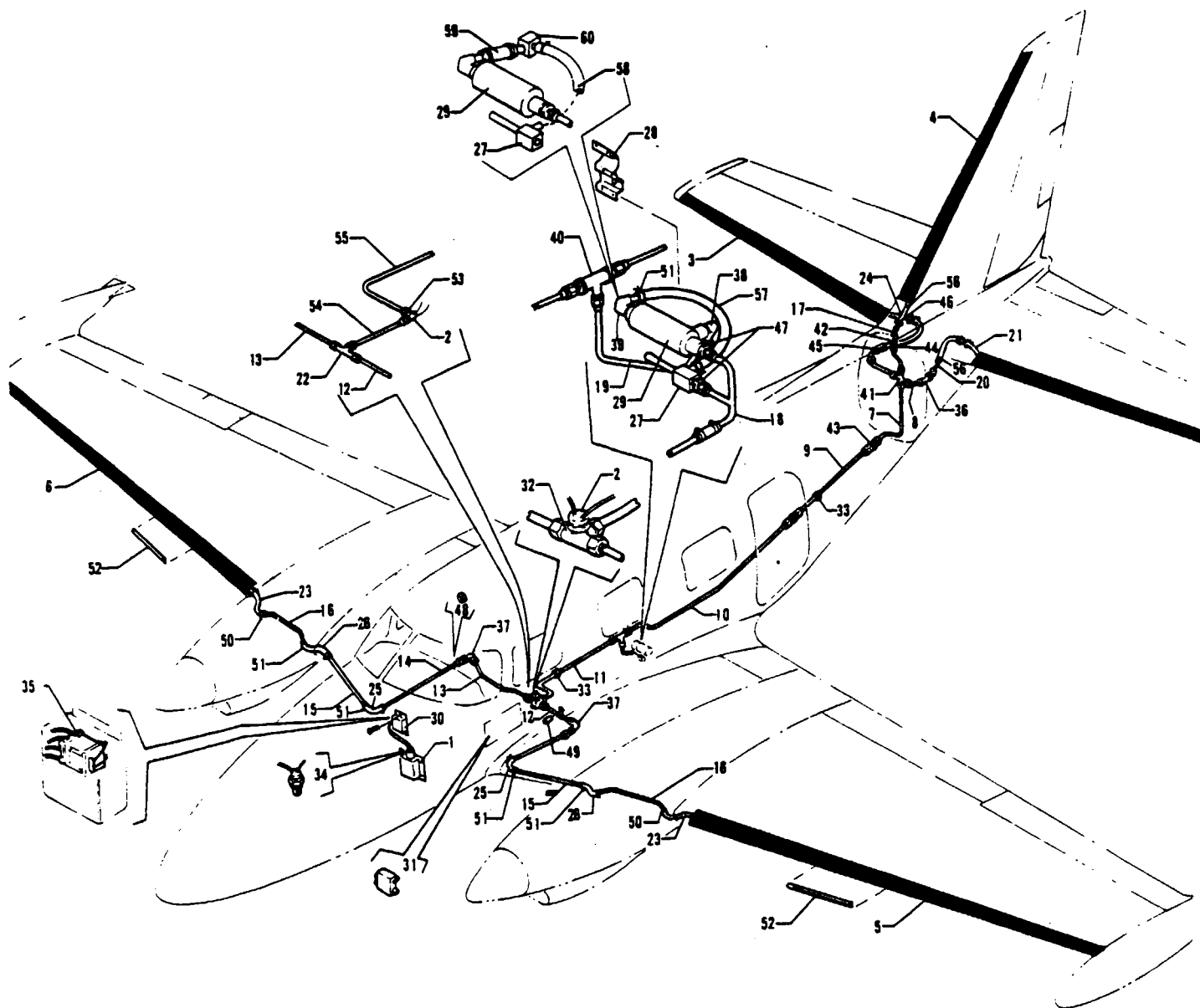


Figure 124 Pneumatic De-icing System Installation

REVISED MAY 1983

4E16

PA-31T
PA-31T1
PA-31T2

PIPER PARTS CATALOG

CODE EXPLANATIONS FOR FIGURE 124

- A - Used on PA-31T only
- B - Used on PA-31T1 only
- C - Used on PA-31T2 only
- D - Used on PA-31T with serial numbers 31T-7400002 to 31T-7520033 inclusive, and 31T-7520035 to 31T-7520038 inclusive
- E - Used on PA-31T with serial numbers 31T-7520034, 31T-7520039 and up, PA-31T1, and PA-31T2
- F - Used on PA-31T with serial numbers 31T-7720008 and up, PA-31T1, and PA-31T2
- G - Used on left stabilizer if pneumatic feed hole is located on top skin and on right stabilizer if pneumatic feed hole is located on bottom skin
- H - Used on left stabilizer if pneumatic feed hole is located on bottom skin and on right stabilizer if pneumatic feed hole is located on top skin
- J - Used on PA-31T with serial numbers 31T-7400002 to 31T-7920052 inclusive, 31T-7920054 to 31T-7920082 inclusive, and PA-31T1 with serial numbers 31T-7804001 to 31T-7904045 inclusive
- K - Used on PA-31T with serial numbers 31T-7920053, 31T-7920083 and up, PA-31T1 with serial numbers 31T-7904046 to 31T-8304003 inclusive, 31T-1104004 and up, and PA-31T2
- L - Used on PA-31T with serial numbers 31T-7400002 to 31T-8120004 inclusive, and PA-31T1 with serial numbers 31T-7804001 to 31T-8004057 inclusive
- M - Used on PA-31T with serial numbers 31T-8120005 and up, PA-31T1 with serial numbers 31T-8104001 to 31T-8304003 inclusive, 31T-1104004 and up, and PA-31T2
- N - Used on PA-31T with serial numbers 31T-7520037 and up, PA-31T1, and PA-31T2
- O - Used on PA-31T with serial numbers 31T-8120005 to 31T-8120055 inclusive, PA-31T1 with serial numbers 31T-8104001 to 31T-8104063 inclusive, and PA-31T2 with serial numbers 31T-8166001 to 31T-8166017 inclusive
- P - Used on PA-31T with serial numbers 31T-8120056 and up, PA-31T1 with serial numbers 31T-8104064 to 31T-8304003 inclusive, 31T-1104004 and up, and PA-31T2 with serial numbers 31T-8166018 to 31T-8166076 inclusive, 31T-1166001 and up
- Q - Used on PA-31T and PA-31T1 Also used on PA-31T2 with serial numbers 31T-8166061 to 31T-8166065 inclusive
- R - Used on PA-31T2 with serial numbers 31T-8166066 to 31T-8166076 inclusive, 31T-1166001 and up

PIPER PARTS CATALOG

Figure and Index Number	Part Number	Code	NOMENCLATURE	No. Req.	SERIAL NUMBERS AFFECTED
124-	50918		DRAWING - Pneumatic Deicing System Installation		
-1	761 910	D	TIMER - Deicer (3D1472-10)	1	
	488 899	E	TIMER - Deicer (B-00325-1)	1	
-2	757 560		SWITCH - Pressure	1	
-3	754 558	D	DEICER - Horizontal stabilizer	2	
	758 239	E,G	DEICER - Horizontal stabilizer	1	
	758 240	E,H	DEICER - Horizontal stabilizer	1	
-4	754 559	D	DEICER - Vertical fin	1	
	758 241	E	DEICER - Vertical fin	1	
-5	754 560	D	DEICER - Left wing	1	
	758 237	E	DEICER - Left wing	1	
-6	754 803	D	DEICER - Right wing	1	
	758 347	A	DEICER - Right wing	1	31T-7520034, 31T-7520039 and up
	758 238	B,C	DEICER - Right wing	1	
-7	42621-00		TUBE ASSEMBLY - Deicer, top	1	
	42632-00		TUBE ASSEMBLY - Deicer, bottom	1	
-8	42635-00		TUBE ASSEMBLY - Deicer, left	1	
	42636-00		TUBE ASSEMBLY - Deicer, right	1	
-9	42708-02		TUBE ASSEMBLY - Deicer	1	
-10	51597-00		TUBE ASSEMBLY - Deicer	1	
-11	50922-00	A	TUBE ASSEMBLY - Deicer	1	31T-7400002 to 31T-7520036 incl
-12	48403-00	L	TUBE ASSEMBLY - Deicer	1	
	81298-02	M	TUBE ASSEMBLY - Deicer	1	
-13	48439-00	L	TUBE ASSEMBLY - Deicer	1	
	81299-02	O	TUBE ASSEMBLY - Deicer	1	
	01182-02	P	TUBE ASSEMBLY - Deicer	1	
-14	42630-00	L	TUBE ASSEMBLY - Deicer, left	1	
	81300-02	M	TUBE ASSEMBLY - Deicer, left	1	
	42630-01	L	TUBE ASSEMBLY - Deicer, right	1	
	81300-03	M	TUBE ASSEMBLY - Deicer, right	1	
-15	42709-00		TUBE ASSEMBLY - Deicer	2	
-16	50913-00		TUBE ASSEMBLY - Deicer, left	1	
	50914-00		TUBE ASSEMBLY - Deicer, right	1	
-17	42657-00		TUBE ASSEMBLY - Deicer	1	
-18	50923-00		TUBE ASSEMBLY - Deicer	1	
-19	51610-00		TUBE ASSEMBLY - Deicer	1	
-20	42704-00		TUBE ASSEMBLY - Deicer	2	
-21	82371-124		HOSE	2	
-22	488 506	N	TEE - Deicer (AN804-8D)	1	
-23	16633-25		HOSE	2	
-24	16633-28		HOSE	1	
-25	82371-114		HOSE	1	
-26	49998-17		HOSE	2	
-27	47038-05	J	EJECTOR ASSEMBLY - Deicer	1	
	47038-07	K	EJECTOR ASSEMBLY - Deicer	1	
-28	50410-00		BRACKET - Deicer equipment mounting	1	
-29	492 256	A,B	VALVE - Coaxial solenoid (3385-00-3)	1	
	491 984	C	VALVE - Coaxial solenoid (3385-00-5)	1	
-30	42626-02	D	COVER - Deicer relay	1	
-31	454 856	A	CIRCUIT PROTECTOR - (PS50120-3-7)	1	31T-7400002 to 31T-7720007 incl.
	454 882	F	CIRCUIT PROTECTOR - (819-205-102)	1	
-32	42806-00	A	TEE - Deicer	1	31T-7400002 to 31T-7520036 incl.
-33	434 158		GROMMET - (MS35489-12S)	2	
-34	455 329	D	CONNECTOR - Deicer (MS3137E-7S(059))	1	
-35	484 211	D	RELAY - Deicer (1245-2C24D)	1	
-36	458 901		ELBOW - (AN833-8D)	2	

When ordering, always specify Part Number, Description and Serial Number of Aircraft

PIPER PARTS CATALOG

Figure and Index Number	Part Number	Code	NOMENCLATURE	No. Req.	SERIAL NUMBERS AFFECTED
124-37	458 905	L	ELBOW - (AN833-8D)	2	
	491 074	O	UNION - (AN832-8D)	2	
	458 905	P	UNION - (AN832-8D), left	1	
	491 074	P	ELBOW - (AN833-8D), right	1	
-38	458 898		ELBOW - (AN822-8D)	1	
-39	458 925		ELBOW - (AN842-8D)	1	
-40	588 352		TEE - (AN784-8D)	1	
	484 359		REDUCER - (AN919-12D)	1	
	477 621		NUT - (AN924-8D)	1	
	407 573		WASHER - (AN960-1216)	2	
	462 061		GASKET - (MS29512-8)	1	
-41	455 420		CROSS - (AN827-6D)	1	
-42	491 062		UNION - (AN832-6D)	1	
	407 570		WASHER - (AN960-916)	1	
	477 620		NUT - (AN924-6D)	1	
-43	491 052		UNION - (AN815-6D)	2	
-44	477 620		NUT - (AN924-6D)	2	
-45	407 570		WASHER - (AN960-916)	2	
-46	434 138		GROMMET - (MS35489-17)	1	
-47	476 664		NIPPLE - (AN816-8D)	2	
-48	407 573		WASHER - (AN960-1216)	2	
	477 621		NUT - (AN924-8D)	2	
-49	82732-34		BUSHING	1	
-50	454 832		CLAMP - (SAE TY E-10)	2	
-51	454 987	Q	CLAMP - (SAE TY E-12)	10	
	454 987	R	CLAMP - (SAE TY E-12)	12	
-52	44275-03		STRIP - Flow	2	
-53	51975-02	N	ELBOW - Deicer	1	
-54	80004-37	N	TUBE ASSEMBLY - Deicer	1	
-55	51978-02	N	TUBE ASSEMBLY - Deicer	1	
-56	554 778		CLAMP - (SAE TY F-4SS)	6	
-57	82371-114	Q	HOSE	1	
-58	82371-105	R	HOSE	1	
-59	82371-47	R	HOSE	1	
-60	82076-02	R	VALVE ASSEMBLY - Deicer deflation	1	

When ordering, always specify Part Number, Description and Serial Number of Aircraft

PIPER PARTS CATALOG

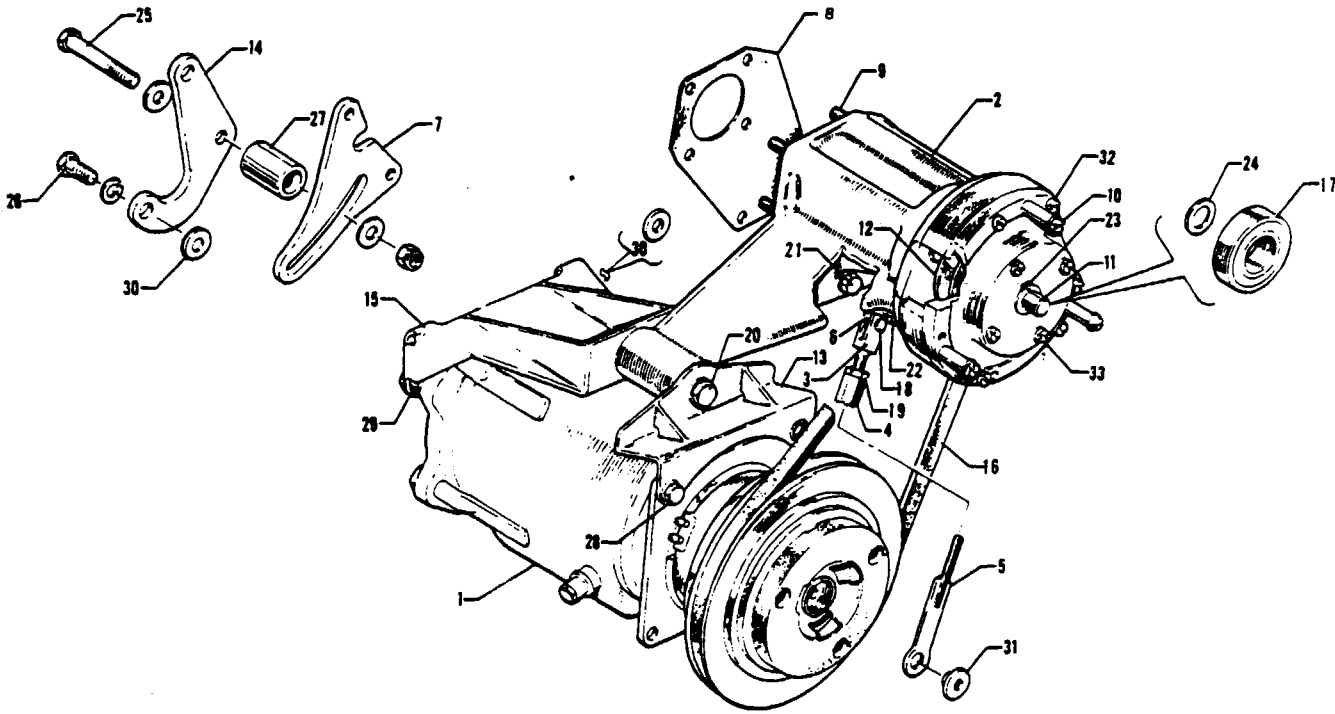


Figure 125 Freon Compressor Installation
(PA-31T - Serial Nos 31T-7400002 to 31T-7820064 inclusive)
(PA-31T1 - Serial Nos 31T-7804001 to 31T-7804003 inclusive)

PIPER PARTS CATALOG

CODE EXPLANATIONS FOR FIGURE 125

- A - Used on PA-31T with serial numbers 31T-7400002 to 31T-7820064 inclusive, and PA-31T1 with serial numbers 31T-7804001 to 31T-7804003 inclusive See Figure 125A if Dual Belt Compressor and Drive Installation Kit 763 810 has been installed per Service Spares Letter No 372
- B - Used on PA-31T
- C - Used on PA-31T1

PIPER PARTS CATALOG

Figure and Index Number	Part Number	Code	NOMENCLATURE	No. Req.	SERIAL NUMBERS AFFECTED
125-	50900 49575	B C	DRAWING - Power Plant Installation DRAWING - Power Plant Installation		
-1	50135-00		COMPRESSOR ASSEMBLY - Freon (complete)	1	
-2	50118-04		HOUSING ASSEMBLY - Compressor drive	1	
-3	41132-00		CLEVIS - Male thread	1	
-4	50033-00		TURNBUCKLE - Compressor adjustment	1	
-5	50043-00		BOLT ASSEMBLY - Special eye	1	
-6	49315-02		BRACKET - Compressor	1	
-7	50087-00		PLATE - Compressor adjustment	1	
-8	50088-00		GASKET - Drive housing	1	
-9	50189-00		BOLT - Special	4	
	407 044		LOCK WASHER - (MS35338-44)	4	
-10	63900-85		BUSHING	3	
	418 854		SCREW - (MS24678-15)	3	
	407 682		WASHER - (AN960C-10L)	3	
-11	50110-02		SHAFT - Compressor drive quill (486 541)	1	
-12	50453-00		PULLEY - Compressor drive (481 631)	1	
-13	50048-00		BRACKET ASSEMBLY - Compressor attachment	1	
-14	50069-00		PLATE - Compressor attachment	1	
-15	50053-00		BRACKET ASSEMBLY - Compressor attachment	1	
-16	452 624		BELT - Compressor (5-8862)	1	
-17	452 536		BEARING - Ball (205NPP)	2	
-18	424 174		PIN - Flat head (MS20392-2C11)	1	
	407 584		WASHER - (AN960-10L)	1	
	424 051		COTTER PIN - (MS24665-132)	1	
-19	404 321		NUT - (AN316-C4R)	1	
-20	401 406		BOLT - (AN6-26A)	1	
	407 587		WASHER - (AN960-616L)	1	
	404 986		NUT - (MS20365-624C)	1	
-21	400 004		BOLT - (AN4-7A)	2	
	407 044		LOCK WASHER - (MS35338-44)	2	
-22	401 307		BOLT - (AN4-4A)	2	
	407 044		LOCK WASHER - (MS35338-44)	2	
-23	484 821		SNAP RING - (5100-46) .025 thick	2	
	484 865		SNAP RING - (5160-47) 042 thick	2	
-24	407 686		WASHER - (AN960-C816L)	1	
-25	401 382		BOLT - (AN5-23A)	1	
	80122-25		WASHER	1	
	407 566		WASHER - (AN960-516)	1	
	404 995		NUT - (MS21044-C5)	1	
-26	401 989		BOLT - (MS20074-06-10)	3	
	407 046		LOCK WASHER - (MS35338-46)	3	
-27	80022-134		BUSHING	1	
-28	401 185		BOLT - (AN5-5A)	3	
	407 045		LOCK WASHER - (MS35338-45)	3	
-29	29999-12		BUSHING	1	
-30	29999-13		BUSHING	2	
-31	80008-02		BUSHING - Shoulder	1	
-32	418 852		SCREW - (MS24678-13)	7	
	407 682		WASHER - (AN960-C10L)	7	
-33	416 131		SCREW - (AN501-A10-8)	4	
	407 682		WASHER - (AN960-C10L)	4	

When ordering, always specify Part Number, Description and Serial Number of Aircraft

THIS PAGE INTENTIONALLY LEFT BLANK

PIPER PARTS CATALOG

THIS PAGE INTENTIONALLY LEFT BLANK

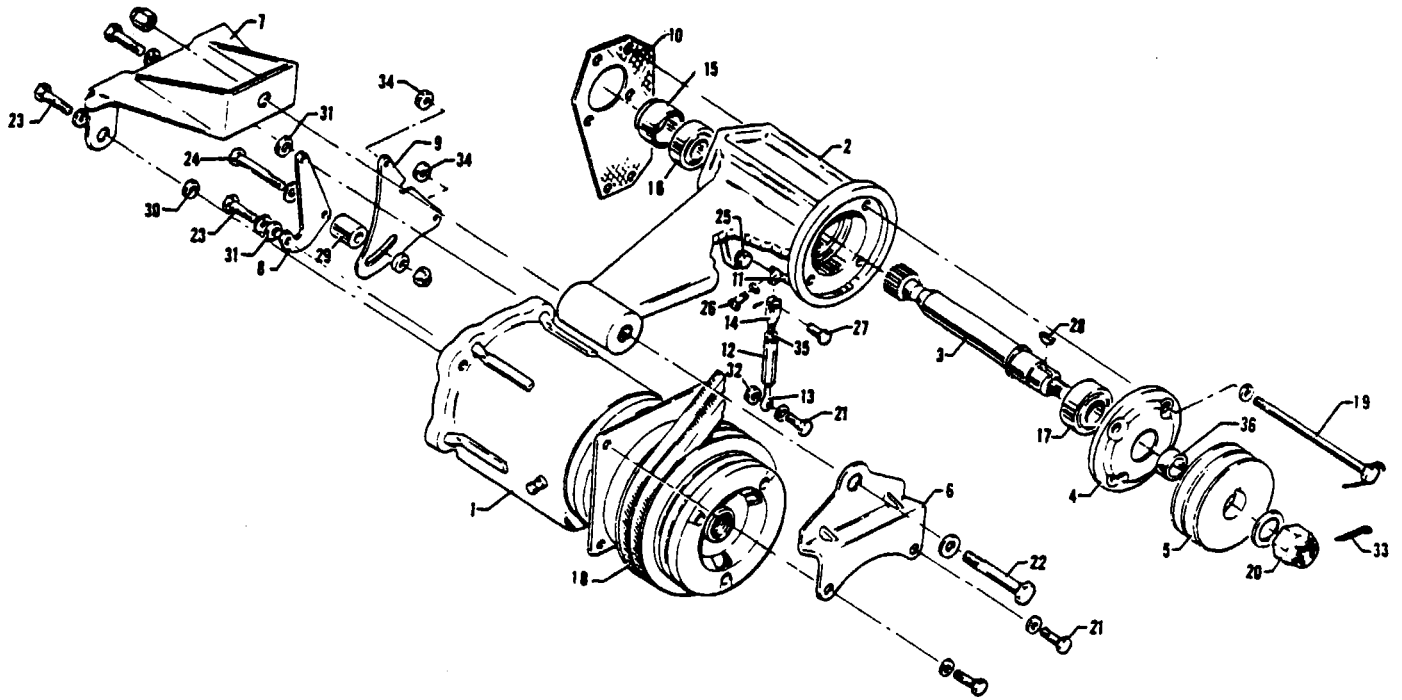


Figure 125A Freon Compressor Installation
(PA-31T - Serial Nos 31T-7820065 and up)
(PA-31T1 - Serial Nos 31T-7804004 to 31T-8104101 incl)

PIPER PARTS CATALOG

CODE EXPLANATIONS FOR FIGURE 125A

- A - Used on PA-31T with serial numbers 31T-7820065 and up, and PA-31T1 with serial numbers 31T-7804004 to 31T-8104101 inclusive
Also used on PA-31T with serial numbers 31T-7400002 to 31T-7820064 inclusive, and PA-31T1 with serial numbers 31T-7804001 to 31T-7804003 inclusive if Dual Belt Compressor and Drive Installation Kit 763 810 has been installed per Service Spares Letter No. 372
- B - Used on PA-31T only
- C - Used on PA-31T1 only
- D - Used on PA-31T with serial numbers 31T-7820065 to 31T-8020015 inclusive, and PA-31T1 with serial numbers 31T-7804004 to 31T-8004010 inclusive
Also used on PA-31T with serial numbers 31T-7400002 to 31T-7820064 inclusive, and PA-31T1 with serial numbers 31T-7804001 to 31T-7804003 inclusive if Dual Belt Compressor and Drive Installation Kit 763 810 has been installed per Service Spares Letter No. 372
- E - Used on PA-31T with serial numbers 31T-8020016 and up, and PA-31T1 with serial numbers 31T-8004011 to 31T-8104101 inclusive

PIPER PARTS CATALOG

Figure and Index Number	Part Number	Code	NOMENCLATURE	No. Req.	SERIAL NUMBERS AFFECTED
125A-	49209	B	DRAWING - Power Plant Installation		
	49575	C	DRAWING - Power Plant Installation		
-1	50135-02	D	COMPRESSOR ASSEMBLY - Freon (complete)	1	
	50135-03	E	COMPRESSOR ASSEMBLY - Freon, metric (complete)	1	
-2	49204-02		HOUSING - Compressor drive	1	
-3	49202-02		SHAFT ASSEMBLY - Compressor drive quill	1	
-4	49200-02		CAP - Compressor drive	1	
-5	49201-02		PULLEY - Compressor drive	1	
-6	50046-00		BRACKET ASSEMBLY - Compressor attachment	1	
-7	50053-00		BRACKET ASSEMBLY - Compressor attachment	1	
-8	50069-00		PLATE - Compressor attachment	1	
-9	50087-00		PLATE - Compressor attachment	1	
-10	50068-00		GASKET - Drive housing	1	
-11	49315-02		BRACKET - Compressor	1	
-12	50033-00		TURNBUCKLE - Compressor adjustment	1	
-13	50043-00		BOLT ASSEMBLY - Special eye	1	
-14	41132-00		CLEVIS - Male thread	1	
-15	49199-02		SPACER - Compressor drive	1	
-16	452 864		BEARING - (203PP)	1	
-17	452 691		BEARING - (205PP)	1	
-18	49370-02		KIT ASSEMBLY - Compressor drive belts	1	
-19	50189-00		BOLT - Special	4	
	407 044		LOCK WASHER - (MS35338-44)	4	
-20	407 569		WASHER - (AN960-816)	1	
	404 105		NUT - (AN310-8)	1	
-21	401 185	D	BOLT - (AN5-5A)	3	
	553 306	E	BOLT - Metric (DIN 931-10, M8x20)	3	
	407 045		LOCK WASHER - (MS35338-45)	3	
-22	401 406		BOLT - (AN6-26A)	1	
	407 587		WASHER - (AN960-616L)	1	
	404 986		NUT - (MS20365-824C)	1	
-23	401 989	D	BOLT - (MS20074-06-10)	3	
	553 307	E	BOLT - Metric (DIN 933-10, M10x30)	3	
	407 046	D	LOCK WASHER - (MS35338-46)	3	
	594 059	E	LOCKWASHER - Metric (DIN127-10)	3	
-24	401 362		BOLT - (AN5-23A)	1	
	80122-25		WASHER	1	
	407 566		WASHER - (AN960-516)	1	
	404 995		NUT - (MS21044-C5)	1	
-25	400 004		BOLT - (AN4-7A)	2	
	407 044		LOCK WASHER - (MS35338-44)	2	
-26	401 307		BOLT - (AN4-4A)	2	
	407 044		LOCK WASHER - (MS35338-44)	2	
-27	424 174		PIN - Flat head (MS20392-2C11)	1	
	407 584		WASHER - (AN960-10L)	1	
	424 051		COTTER PIN - (MS24665-132)	1	
-28	424 910		WOODRUFF KEY - (404)	1	
-29	80022-134		BUSHING	1	
-30	29999-12		BUSHING	1	
-31	29999-13		BUSHING	2	
-32	80008-02		BUSHING - Shoulder	1	
-33	424 060		COTTER PIN - (MS24665-285)	1	
-34	49982-41		BUSHING	2	
-35	404 321		NUT - (AN316-C4R)	1	
-36	42129-45		SPACER - Compressor drive assembly	1	

When ordering, always specify Part Number, Description and Serial Number of Aircraft

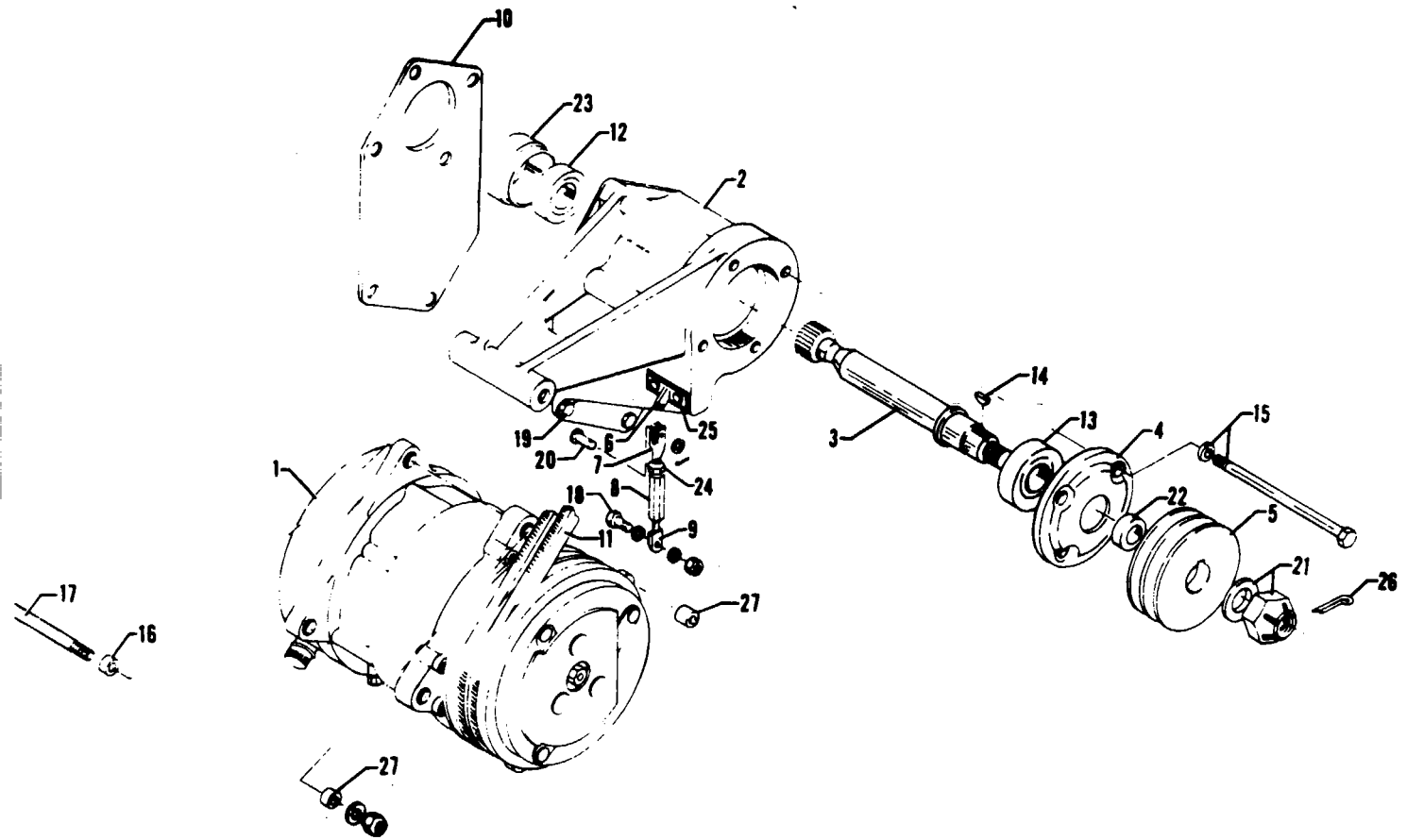


Figure 125B Freon Compressor Installation
(See Code "A")

PIPER PARTS CATALOG

CODE EXPLANATIONS FOR FIGURE 125B

A - Used on PA-31T1 with serial numbers 31T-8304001 to 31T-8304003 inclusive, 31T-1104004 and up

PIPER PARTS CATALOG

Figure and Index Number	Part Number	Code	NOMENCLATURE	No. Req	SERIAL NUMBERS AFFECTED
125B-	81990		DRAWING - Power Plant Installation		
-1	01813-02		COMPRESSOR ASSEMBLY - Freon	1	
-2	01759-02		HOUSING - Compressor drive	1	
-3	49202-03		SHAFT ASSEMBLY - Compressor drive quill	1	
-4	49200-03		CAP - Compressor drive	1	
-5	49201-03		PULLEY - Compressor drive	1	
-6	01766-02		BRACKET - Compressor	1	
-7	01764-02		CLEVIS - Male thread	1	
-8	01767-02		TURNBUCKLE - Compressor adjustment	1	
-9	01765-02		BOLT ASSEMBLY - Special eye	1	
-10	01768-02		GASKET - Compressor drive	1	
-11	49370-03		KIT ASSEMBLY - Compressor drive belts	1	
-12	452 664		BEARING - (203PP)	1	
-13	452 691		BEARING - (205PP)	1	
-14	424 910		WOODRUFF KEY - (404)	1	
-15	50169-02		BOLT - Special	4	
	407 044		LOCK WASHER - (MS35338-44)	4	
-16	86102-114		BUSHING	1	
-17	401 336		BOLT - (AN4-37A)	1	
	407 565		WASHER - (AN960-416)	2	
	404 888		NUT - (MS20365-428C)	1	
-18	401 312		BOLT - (AN4-12A)	1	
	407 565		WASHER - (AN960-416)	2	
	404 888		NUT - (MS20365-428C)	1	
-19	400 002		BOLT - (AN4-5A)	4	
	407 044		LOCK WASHER - (MS35338-44)	4	
-20	424 174		PIN - (MS20392-2C11)	1	
	407 584		WASHER - (AN960-10L)	1	
	424 051		COTTER PIN - (MS24665-132)	1	
-21	407 569		WASHER - (AN960-816)	1	
	404 105		NUT - (AN310-8)	1	
-22	42129-45		SPACER - Compressor drive	1	
-23	49199-02		SPACER - Compressor drive	1	
-24	404 321		NUT - (AN316-C4R)	1	
-25	400 438		BOLT - (AN3-4A)	2	
	407 044		LOCK WASHER - (MS35338-44)	2	
-26	424 060		COTTER PIN - (MS24665-285)	1	
-27	86102-118		BUSHING	2	

When ordering, always specify Part Number, Description and Serial Number of Aircraft

PIPER PARTS CATALOG

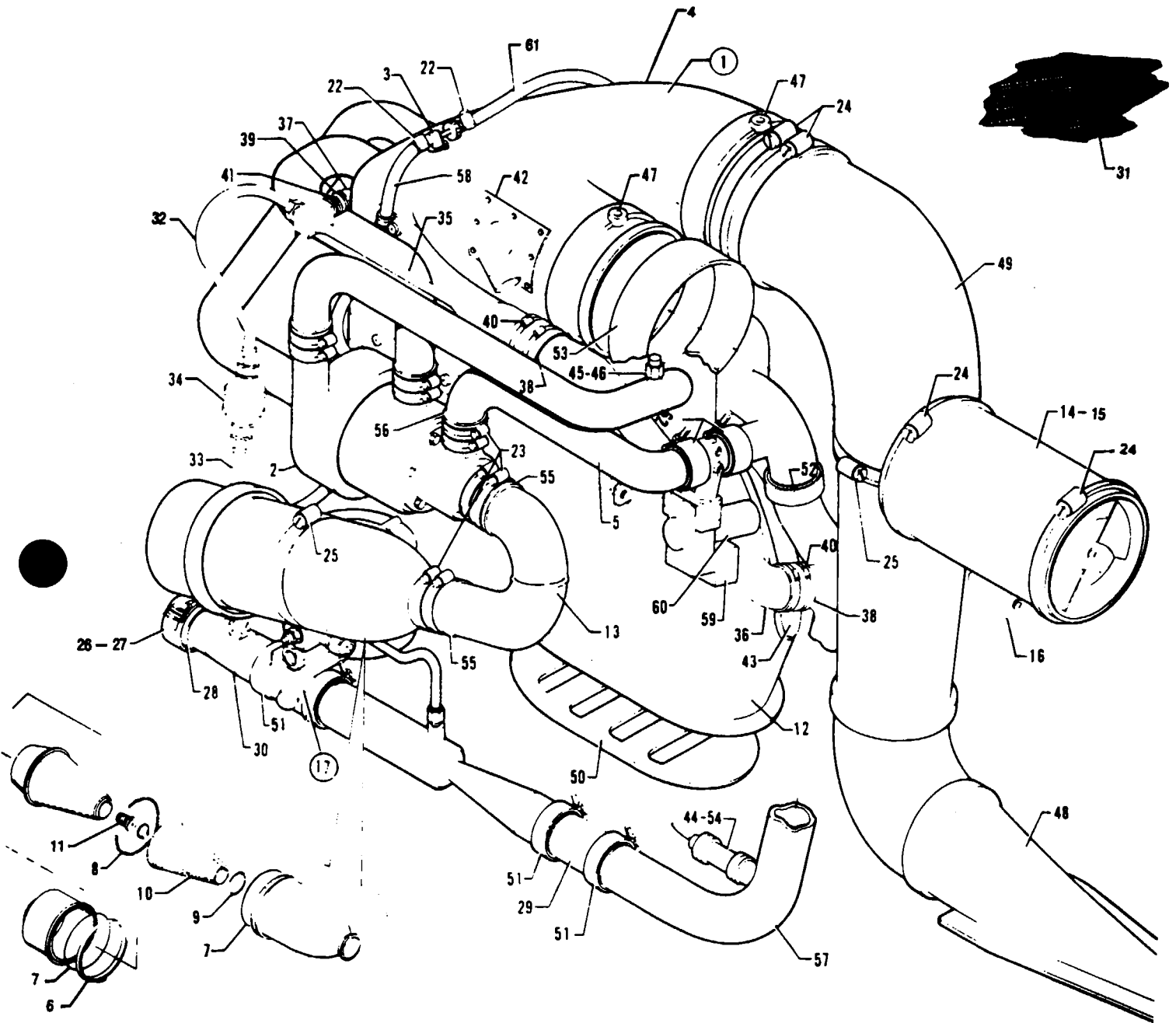


Figure 125C Environmental Control Unit Installation

PIPER PARTS CATALOG

CODE EXPLANATIONS FOR FIGURE 125C

PIPER PARTS CATALOG

Figure and Index Number	Part Number	Code	NOMENCLATURE	No. Req.	SERIAL NUMBERS AFFECTED
125C-	29810 70618 29888		DRAWING - Environmental Control Unit Installation DRAWING - Ram Air Intake Installation DRAWING - Ground Fan Installation		
-1	491 130		AIR CYCLE MACHINE - (2202500-1)	1	
-2	763 364		* COOLING COMPRESSOR AND TURBINE ASSEMBLY (586110-3)	1	
-3	755 621		* NOZZLE - Water (2201727-2)	1	
-4	763 509		* PLENUM - Ram air inlet (2202248-1)	1	
-5	754 644		* DUCT - Hot air by-pass (2201609-6)	1	
-6	763 363		* COUPLING - Water separator (4101-538S)	1	
-7	762 444		* SEAL - Water separator housing (AN123907)	2	
-8	763 362		* CHAIN ASSEMBLY - Water separator (83463-5)	1	
-9	762 446		* SPRING - Extension (85898)	1	
-10	763 361		* CONDENSER - Water separator, conical (180849-28)	1	
-11	756 582		* VALVE ASSEMBLY - By pass, water separator (84187- 1)	1	
-12	763 525		* PLENUM - Ram air outlet (2202249-1)	1	
-13	02267-02		* TUBE ASSEMBLY - Conditioned air discharge	1	
-14	460 076		FAN - Ground operation (M5862AP-6A)	1	
	758 680		* BRUSHES - Fan motor	2	
-15	761 754		* MOTOR - Fan (M3542C)	1	
-16	754 876		* FILTER - Noise (2793-2)	1	
-17	491 904		VALVE ASSEMBLY - Pressure regulator and shut-off (PS50142-3)	1	
-18	-----		Deleted		
-19	-----		Deleted		
-20	-----		Deleted		
-21	-----		Deleted		
-22	553 860		CLAMP - (PS10017-20-6)	2	
-23	554 592		CLAMP - (PS10017-20-36)	8	
-24	554 848		CLAMP - (SAE TY F-96SS)	6	
-25	554 576		CLAMP - (PS10017-20-80)	2	
-26	556 731		COUPLING - (C30017A)	1	
-27	579 385		PACKING - (NAS1593-224)	1	
-28	486 983		SLEEVE - (G30017C)	1	
-29	71257-04		TUBE ASSEMBLY - Extension	1	
-30	81679-02		TUBE ASSEMBLY - Bleed air	1	
-31	280 546		CLOTH - E.C.U. barrier (3016) 38" wide	AR	
-32	81669-02		LINE ASSEMBLY - Pneumatic pressure	1	
-33	81670-02		LINE ASSEMBLY - Pneumatic pressure	1	
-34	491 980		VALVE ASSEMBLY - E C U by pass (1538-00-1)	1	
-35	50868-03		JET PUMP ASSEMBLY - Bleed air	1	
-36	81715-02		DUCT - Bleed air	1	
-37	81668-02		TUBE ASSEMBLY - Air supply	1	
-38	49990-10		HOSE - Coupling	2	
-39	49990-13		HOSE - Coupling	1	
-40	554 798		CLAMP - (SAE TY F-24SS)	4	
-41	554 971		CLAMP - (SAE TY F-16SS)	2	
-42	81988-02		TUBE ASSEMBLY - Air inlet	1	
-43	01169-02		COVER PLATE ASSEMBLY - Ram air discharge duct	1	

When ordering, always specify Part Number, Description, and Serial Number of Aircraft

PIPER PARTS CATALOG

Figure and Index Number	Part Number	Code	NOMENCLATURE	No. Req.	SERIAL NUMBERS AFFECTED
125C-44	588 266		SWITCH - Bleed air over pressure (1105P95)	1	
-45	588 267		SWITCH - Compressor discharge over temperature (P7201-03)	1	
-46	579 360		"O" RING - (MS9385-04)	1	
-47	70705-08		VALVE ASSEMBLY - Butterfly	2	
-48	29858-02		INTAKE - Ram air	1	
-49	70749-02		DUCT KIT - Ram air transition (includes both upper and lower ducts)	1	
-50	29867-02		LOUVER ASSEMBLY - Exhaust	1	
-51	553 858		COUPLING - (A29C43)	3	
-52	556 682		COUPLING - (24540-200)	1	
-53	56503-03		COUPLING - Ram air intake and ground fan inlet	2	
-54	579 361		"O" RING - (MS9385-05)	1	
-55	56952-09		HOSE - Coupling	3	
-56	56952-10		HOSE - Mixing muff by pass air coupling	1	
-57	81695-02		DUCT - Bleed air inlet	1	
-58	56952-98		HOSE - Flexible (16" L)	1	
-59	491 938		VALVE ASSEMBLY - Hot air by pass (BYLB50639)	1	
-60	761 755		* MOTOR - By pass valve	1	
-61	56952-99		HOSE - Flexible (30" L.)	1	
-62	553 859		CLAMP - (4573-150)	2	
	461 910		GASKET - (VC06-150)	2	

When ordering, always specify Part Number, Description, and Serial Number of Aircraft

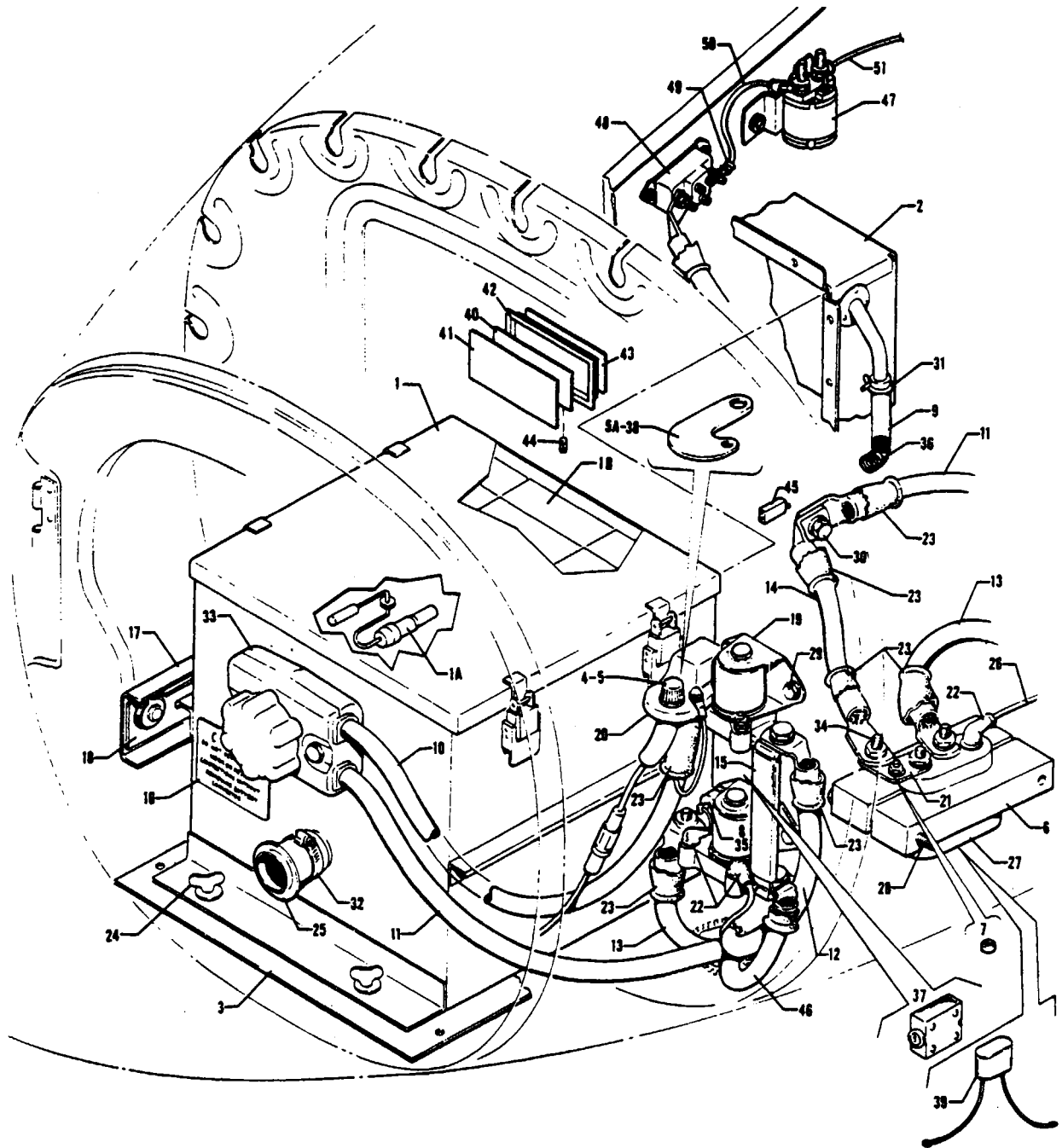


Figure 126 Primary and Auxiliary Electrical Power Installation

REVISED: JUNE 1981

PA-31T
PA-31T1
PA-31T2

PIPER PARTS CATALOG

CODE EXPLANATIONS FOR FIGURE 126

- A - Used on PA-31T only
- B - Used on PA-31T2 only
- C - Used on PA-31T with serial numbers 31T-7400002 to 31T-7920077 inclusive, and PA-31T1 with serial numbers 31T-7804001 to 31T-7904040 inclusive
- D - Used on PA-31T with serial numbers 31T-7920078 and up, PA-31T1 with serial numbers 31T-7904041 to 31T-8304003 inclusive, 31T-1104004 and up, and PA-31T2
- E - Used on PA-31T with serial numbers 31T-7720008 to 31T-8020092 inclusive, and PA-31T1 with serial numbers 31T-7804001 to 31T-8004057 inclusive
- F - Used on PA-31T with serial numbers 31T-7400002 to 31T-8020092 inclusive, and PA-31T1 with serial numbers 31T-7804001 to 31T-8004057 inclusive
- G - Used on PA-31T with serial numbers 31T-8120001 and up, and PA-31T1 with serial numbers 31T-8104001 to 31T-8304003 inclusive, 31T-1104004 and up
- H - Used if Auxiliary Heat System is installed on PA-31T with serial numbers 31T-8120001 and up, and PA-31T1 with serial numbers 31T-31T-8104001 to 31T-8304003 inclusive, 31T-1104004 and up Also used on PA-31T with serial numbers 31T-7400002 to 31T-8020092 inclusive, and PA-31T1 with serial numbers 31T-7804001 to 31T-8004057 inclusive if Auxiliary Heat System Installation Kit 764 058 has been installed per Service Spares Letter No 378
- J - Used on PA-31T with serial numbers 31T-7720008 and up, and PA-31T1
- K - Used on PA-31T with serial numbers 31T-8120001 and up, PA-31T1 with serial numbers 31T-8104001 to 31T-8304003 inclusive, 31T-1104004 and up, and PA-31T2
- L - Used if Marathon battery is installed
- M - Used on Gulton battery only

PIPER PARTS CATALOG

Figure and Index Number	Part Number	Code	NOMENCLATURE	No. Req.	SERIAL NUMBERS AFFECTED
126-	50720 29390	F K	DRAWING - Primary and Auxiliary Power Supply Installation DRAWING - Primary and Auxiliary Power Supply Installation		
-1	51612-00 29152-02 29152-03		BATTERY - Nickel cadmium, 24 volt (Gulton) BATTERY - Nickel cadmium, 24 volt (Saft) BATTERY - Nickel cadmium, 24 volt (Marathon)	1 1 1	
-1a	51611-00		* THERMOSTAT ASSEMBLY - Battery	1	
-1b	758 025 763 302 763 313	M	* CELL ASSEMBLY - Battery * CELL ASSEMBLY - Battery (Saft) * CELL ASSEMBLY - Battery (Marathon)	20 20 20	
-2	51449-00 51449-05	C D	COVER ASSEMBLY - Battery COVER ASSEMBLY - Battery	1 1	
-3	50731-00		SHELF ASSEMBLY - Battery	1	
-4	44009-00	A	LINK ASSEMBLY - Bus bar	1	31T-7400002 to 31T-7720007 incl.
-5	465 258	A	* HOLDER - Fuse (HKP-GG)	1	31T-7400002 to 31T-7720007 incl
-5a	42398-00	A	* LINK - Bus bar	1	31T-7400002 to 31T-7720007 incl
-6	41440-00		BLOCK - Power receptacle mounting	2	
-7	42129-19	F	BUSHING	1	
-8	456 706		DIODE - Auxiliary power (1N2154)	1	
-9	13586-88		TUBE - Battery drain	2	
-10	29293-02		CABLE ASSEMBLY - Electrical power	1	
-11	29293-03		CABLE ASSEMBLY - Electrical power	1	
-12	29293-04 29293-32 29293-27	F G B	CABLE ASSEMBLY - Electrical power CABLE ASSEMBLY - Electrical power CABLE ASSEMBLY - Electrical power	1 1 1	
-13	29293-05		CABLE ASSEMBLY - Electrical power	1	
-14	29293-06		CABLE ASSEMBLY - Electrical power	1	
-15	50737-03		LINK ASSEMBLY - Bus bar	1	
-16	50743-00		PLACARD - Battery caution (581 655)	1	
-17	50965-00 50965-01		CHANNEL ASSEMBLY - Battery roll-out, left CHANNEL ASSEMBLY - Battery roll-out, right	1 1	
-18	50968-00 50968-01		CHANNEL ASSEMBLY - Battery roll-out, inner, left CHANNEL ASSEMBLY - Battery roll-out, inner, right	1 1	
-19	455 211		CONTACTOR - Battery box (6041-H202A)	2	
-20	43680-01 43680-03	A J	COVER - Master contactor COVER - Master contactor	1 1	31T-7400002 to 31T-7720007 incl.
-21	50537-00	F	BAR - Bus	1	
-22	23969-02		NIPPLE - Electrical terminal (hole diameter 16)	AR	
-23	23969-05 23969-04		NIPPLE - Electrical terminal (hole diameter 56) NIPPLE - Electrical terminal (hole diameter 43)	AR AR	
-24	587 564 463 416		STUD - (4002-9W) GROMMET - (4002-N)	2 2	
-25	51353-00 51353-04	L	TUBE ASSEMBLY - Air intake TUBE ASSEMBLY - Air intake	1 1	
-26	59999-14	A	WIRE ASSEMBLY	1	31T-7400002 to 31T-7720007 incl
-27	44259-00		RECEPTACLE - External power	1	
-28	400 459 407 564		BOLT - (AN3-34A) WASHER - (AN960-10)	2 2	
-29	401 307 404 888		BOLT - (AN4-4A) NUT - (MS20365-428C)	3 3	
-30	401 310 407 043 404 335		BOLT - (AN4-10A) WASHER - (MS35338-43) NUT - (AN315-4R)	1 1 1	

When ordering, always specify Part Number, Description and Serial Number of Aircraft

PIPER PARTS CATALOG

Figure and Index Number	Part Number	Code	NOMENCLATURE	No. Req.	SERIAL NUMBERS AFFECTED
126-31	454 983		CLAMP - (SAE TY E-8)	4	
-32	554 971		CLAMP - (SAE TY F-16SS)	1	
-33	555 393		CONNECTOR - (BD6-3)	1	
-34	401 390	F	BOLT - (AN6-8A)	1	
	404 890	F	NUT - (MS20365-624C)	1	
-35	404 225		NUT - (AN315-4R)	1	
	407 044		WASHER - (MS35338-44)	1	
-36	83302-84		SPRING - Reinforcement	2	
-37	454 706	E	CIRCUIT BREAKER - (PS50120-1-2) 5 amp	1	
-38	42398-02	J	LINK - Bus bar	1	
-39	757 862		CABLE ASSEMBLY - External power (X8349-312)	1	
-40	29336-02	K	PLATE ASSEMBLY - Fuse	1	
-41	49167-06	K	SHEET - Rubber	1	
-42	29339-02	K	COVER ASSEMBLY - Fuse plate	1	
-43	80824-02	K	* PLACARD - Fuse functions	1	
-44	461 623	K	FUSE - AGC-5, 5 amp	AR	
	461 632	K	FUSE - AGC-7.5, 7.5 amp	2	
-45	454 645	H	CIRCUIT BREAKER - (PS50120-5-1) 100 amp	1	
-46	29293-33	B	CABLE ASSEMBLY - Electrical power	1	
-47	487 071	B	SOLENOID - ECS (124-114111)	1	
-48	486 510	B	SENSOR - Overload (72316-1-80)	1	
-49	23969-03		NIPPLE - Electrical terminal (hole diameter .31)	AR	
-50	29342-31	B	WIRE ASSEMBLY - Overload sensor to ECS solenoid	1	
-51	29342-30	B	WIRE ASSEMBLY - ECS solenoid to ECS ground fan	1	

When ordering, always specify Part Number, Description and Serial Number of Aircraft

PIPER PARTS CATALOG

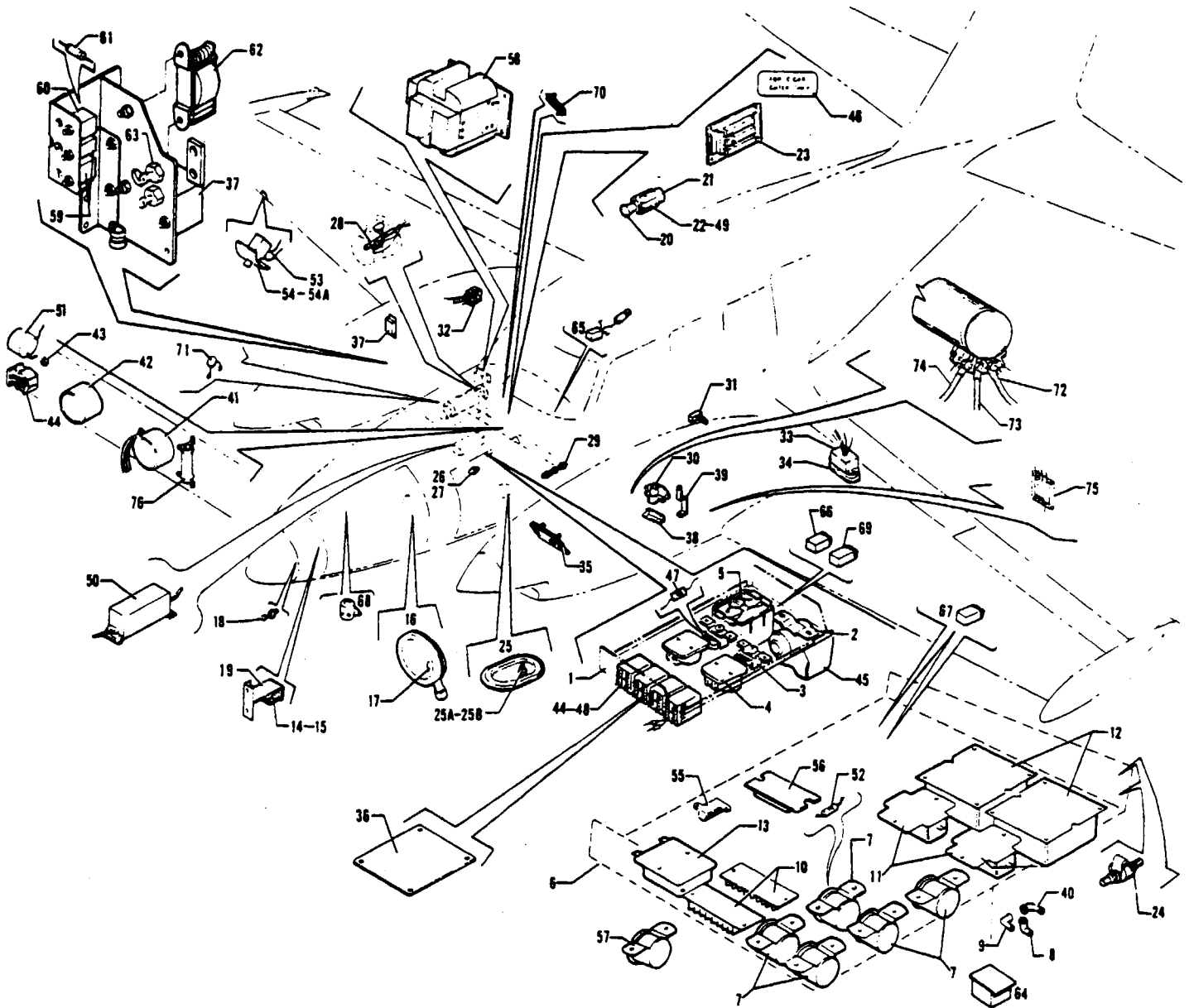


Figure 127 Forward Electrical System Installation
(PA-31T - Serial Nos 31T-7400002 and up)
(PA-31T1 - Serial Nos 31T-7804001 to 31T-8104101 inclusive)

REVISED: MAY 1983

4F15

PA-31T
PA-31T1

PIPER PARTS CATALOG

CODE EXPLANATIONS FOR FIGURE 127

- A - Used on PA-31T. Also used on PA-31T1 with serial numbers 31T-7804001 to 31T-8104101 inclusive.
- B - Used on PA-31T only.
- C - Used on PA-31T1 only.
- D - Used if heated lift detector is installed.
- E - Used if non-heated lift detector is installed.
- F - Order part for PA-31T with serial numbers 31T-7820001 and up if Flap Solenoid and Relay Replacement Kit 763 823 has been installed per Service Letter No 834
- G - Used on PA-31T with serial numbers 31T-7400002 to 31T-7820066, 31T-7820068 to 31T-7820092 inclusive, and PA-31T1 with serial numbers 31T-7804001 to 31T-7804010 inclusive,
- H - Used on PA-31T with serial numbers 31T-7820001 to 31T-7820066, 31T-7820068 to 31T-7820092 inclusive, and PA-31T1 with serial numbers 31T-7804001 to 31T-7804010 inclusive
- J - Used on PA-31T with serial numbers 31T-7820001 to 31T-7820092 inclusive, and PA-31T1 with serial numbers 31T-7804001 to 31T-7804010 inclusive
- K - Used on PA-31T with serial numbers 31T-7920001 to 31T-7920042 inclusive, and PA-31T1 with serial numbers 31T-7804011 to 31T-7904021 inclusive
- L - Used on PA-31T with serial numbers 31T-7400002 to 31T-7920005 inclusive, and PA-31T1 with serial numbers 31T-7804001 to 31T-7804011 inclusive. See Figure 128 for PA-31T with serial numbers 31T-7920087 and up, PA-31T1 with serial numbers 31T-7904048 to 31T-8304003 inclusive, 31T-1104004 and up, or if Cabin Thermostat Replacement and Relocation Kit 763 892 has been installed per Service Spares Letter No 359
- M - Used on PA-31T with serial numbers 31T-7920006 to 31T-7920086 inclusive, and PA-31T1 with serial numbers 31T-7904001 to 31T-7904047 inclusive See Figure 128 for PA-31T with serial numbers 31T-7920087 and up, PA-31T1 with serial numbers 31T-7904048 to 31T-8304003 inclusive, 31T-1104004 and up, or if Cabin Thermostat Relocation Kit 763 980 has been installed per Service Spares Letter No. 359
- N - Used on PA-31T1 if wing tip tanks are not installed
- O - Used on PA-31T1 if wing tip tanks are installed
- P - Used on PA-31T with serial numbers 31T-7920053, 31T-8020001 and up, and PA-31T1 with serial numbers 31T-8004001 and up
- Q - Used on PA-31T with serial numbers 31T-7920043 to 31T-7920052 inclusive, 31T-7920054 to 31T-7920094 inclusive, and PA-31T1 with serial numbers 31T-7904022 to 31T-7904057 inclusive
- R - Used on PA-31T with serial numbers 31T-8020001 and up, and PA-31T1 with serial numbers 31T-8004001 and up
- S - Used on PA-31T with serial numbers 31T-7920037 and up, and PA-31T1 with serial numbers 31T-7904017 and up. Also used on PA-31T with serial numbers 31T-7400002 to 31T-7920036 inclusive, and PA-31T1 with serial numbers 31T-7804001 to 31T-7904016 inclusive if Electroluminescent Panel Power Supply Inverter Replacement Kit 763 929 or Electroluminescent Panel Power Supply Inverter Relocation Kit 763 944 has been installed per Service Bulletin No. 640
- T - Used on PA-31T with serial numbers 31T-8020037 to 31T-8020092 inclusive, and PA-31T1 with serial numbers 31T-8004020 to 31T-8004057 inclusive Also used on PA-31T with serial numbers 31T-7400002 to 31T-8020036 inclusive, and PA-31T1 with serial numbers 31T-7804001 to 31T-8004019 inclusive, if Unpressurized Air Source Light and Overpressure Switch Installation Kit 764 035 has been installed per Service Letter No 840
- U - Used on aircraft that comply with C. A. A (United Kingdom) requirements
- V - Used on PA-31T with serial numbers 31T-7920053, 31T-8020001 to 31T-8020092 inclusive, and PA-31T1 with serial numbers 31T-8004001 to 31T-8004057 inclusive
- W - Used on PA-31T with serial numbers 31T-8120001 and up, and PA-31T1 with serial numbers 31T-8104001 and up
- X - Used on PA-31T with serial numbers 31T-7400002 to 31T-8020092 inclusive, and PA-31T1 with serial numbers 31T-7804001 to 31T-8004057 inclusive.
- Y - Used on PA-31T with serial numbers 31T-7820001 to 31T-8020092 inclusive, and PA-31T1 with serial numbers 31T-7804001 to 31T-8004057 inclusive
- Z - Used if Auxilliary Heat System is installed on PA-31T with serial numbers 31T-8120001 and up, and PA-31T1 with serial numbers 31T-8104001 and up. Also used on PA-31T with serial numbers 31T-7400002 to 31T-8020092 inclusive, and PA-31T1 with serial numbers 31T-7804001 to 31T-8004057 inclusive if Auxilliary Heat System Installation Kit 764 058 has been installed per Service Spare Letter No 378
- AA - Used on PA-31T with serial numbers 31T-8120001 to 31T-8120059 inclusive, and PA-31T1 with serial numbers 31T-8104001 to 31T-8104067 inclusive.
- AB - Used on PA-31T with serial numbers 31T-7820001 and up, and PA-31T1.

PIPER PARTS CATALOG

Figure and Index Number	Part Number	Code	NOMENCLATURE	No. Req.	SERIAL NUMBERS AFFECTED
127-	50701	X	DRAWING - Forward Fuselage Electrical Details		
	29701	W	DRAWING - Forward Fuselage Electrical Details		
	50704	X	DRAWING - Wing and Engine Electrical Details		
	29704	W	DRAWING - Wing and Engine Electrical Details		
-1	50756-00	B,F	SHELF ASSEMBLY - Relay	1	31T-7400002 to 31T-7720069 incl.
	49565-02	Y	SHELF ASSEMBLY - Relay	1	
	49565-05	W	SHELF ASSEMBLY - Relay	1	
-2	26898-04	B,F	SOLENOID - Flap (487 157)	1	31T-7400002 to 31T-7720069 incl
	487 084	H	SOLENOID - Flap (124-314111)	1	
-3	484 248		RELAY - Power (MR14D, 24-volt D C.)	2	
-4	484 247		RELAY - Power (PRD7Y0, 24-volt D C.)	2	
-5	484 377	B,F	RELAY - Flap brake (PR5DY, 24-volt, 25 amp)	1	31T-7400002 to 31T-7720069 incl.
	487 084	H	SOLENOID - Flap brake (124-314111)	1	
-6	50754-00	X	SHELF ASSEMBLY - Electrical accessory	1	
	29540-02	W	SHELF ASSEMBLY - Electrical accessory	1	
-7	487 167		SOLENOID	5	
-8	23969-02		NIPPLE	AR	
-9	23969-04		NIPPLE	AR	
-10	555 799	X	TIMER - Windshield heat (HYLZ-8882-1)	2	
	556 780	W	TIMER - Windshield heat (HYLZ-60310)	2	
	556 757	C,U	TIMER - Windshield heat (HYLZ-50657)	2	
-11	550 382	X	RELAY - Overvoltage (FDC-4003A)	2	
-12	550 387	X	PANEL ASSEMBLY - Voltage control (51565-0016)	2	
	584 152	W	PANEL ASSEMBLY - Voltage control (VR-1528-3 DC)	2	
-13	484 187	B,F	RELAY - Flap reverse (PR11DG, 24-volt D. C., 30 amp)	1	31T-7400002 to 31T-7720069 incl
	762 586	H	RELAY - Flap reverse (MR5D24)	1	
-14	47094-00		SWITCH ASSEMBLY - Baggage compartment	1	
-15	487 804		* SWITCH - (MS25253-1)	2	
-16	472 785		LIGHT ASSEMBLY - Baggage (B-2270A-10)	1	
-17	472 057		* BULB - Baggage light (313)	1	
-18	487 878		SWITCH - Nose cone ajar (9251)	1	
-19	46804-00		COVER - Switch assembly	1	
-20	472 869	B	LIGHTER ASSEMBLY - Knob and element (60328-01)	1	31T-7400002 to 31T-7620014 incl
	754 785	B	LIGHTER ASSEMBLY - 24-volt (less housing)	1	31T-7620015 to 31T-7720069 incl
	558 719	AB	LIGHTER ASSEMBLY - 12-volt (less housing)	1	
-21	487 179	B	SOCKET - Lighter (70627-01)	1	31T-7400002 to 31T-7620014 incl
-22	486 623	B	SHELL - Cigar lighter (pedestal) (70320-31)	1	31T-7400002 to 31T-7620014 incl.
-23	29233-02		RESISTOR ASSEMBLY - Cigar lighter	1	
-24	475 109		MOUNT ASSEMBLY - (J-7219-22)	4	
-25	46958-00		PLATE ASSEMBLY - Air temperature bulb	1	
-25a	453 854		* BULB - Temperature (MS28034-3)	1	
-25b	755 039		* * GASKET - (MS35769-8)	1	
-26	22103-03		PLATE - Firewall seal grommet	2	
-27	22104-08		GROMMET - Firewall	2	
-28	488 584	L	THERMOSTAT - Cabin (PAC48024-00)	1	
	29002-02	M	THERMOSTAT ASSEMBLY - Cabin	1	
-29	587 930		SWITCH - Governor reset (2TL1-7E)	2	
-30	455 211		CONTACTOR - (6041H202A)	2	
-31	688 147		SWITCH - Main gear door (BZ2RQ181-T)	2	
-32	486 398		SENSOR - Overload (7236-1-200)	2	
-33	44407-00	G	SWITCH ASSEMBLY - Time delay	1	
-34	44399-00	G	GASKET - Time delay switch	1	
-35	54839-02		SHUNT ASSEMBLY - Ammeter	2	
-36	80845-02	W	PLACARD - Relay box	1	

When ordering, always specify Part Number, Description and Serial Number of Aircraft

PIPER PARTS CATALOG

Figure and Index Number	Part Number	Code	NOMENCLATURE	No. Req.	SERIAL NUMBERS AFFECTED
127-37	484 178		RELAY - Condenser motor blower (KUP11D55-24V)	1	
-38	50784-00		BUS BAR - Ground	2	
-39	50869-00		LINK - Bus bar	2	
-40	23969-05		NIPPLE	AR	
-41	565 326		HORN - Gear warning (AC-155F)	1	
-42	565 323		HORN - Stall warning (O2054-4)	1	
-43	456 724	G	DIODE - (N3319)	1	
-44	484 211	B	RELAY - Medium power (1245-2C-24D)	4	31T-7400002 to 31T-7720089 incl.
	484 211	AB	RELAY - Medium power (1245-2C-24D)	5	
-45	50762-00	B,F	COVER - Relay shelf assembly	1	31T-7400002 to 31T-7720089 incl.
	50762-03	Y	COVER - Relay shelf assembly	1	
	29600-02	W	COVER ASSEMBLY - Relay shelf assembly	1	
-46	80247-02		PLACARD - Cigar lighter	1	
-47	456 783		DIODE - (IN4006)	2	
-48	51908-02	B	RELAY ASSEMBLY - Shelf	1	31T-7400002 to 31T-7720089 incl
-49	565 808	B	HOUSING - Lighter (207410)	1	31T-7620015 to 31T-7720089 incl.
	487 098	AB	HOUSING - Lighter (207660)	1	
-50	49284-02	J	CONTROLLER ASSEMBLY - Annunciator lights	1	
	49284-03	K	CONTROLLER ASSEMBLY - Annunciator lights	1	
	49284-04	Q	CONTROLLER ASSEMBLY - Annunciator lights	1	
	49284-05	V	CONTROLLER ASSEMBLY - Annunciator lights	1	
	29442-02	W	CONTROLLER ASSEMBLY - Annunciator lights	1	
-51	487 090	AB	HORN - Annunciator display warning (SC648AN)	1	
-52	49432-02		DIODE ASSEMBLY - Reverse voltage arrester	5	
-53	29315-02	N	DETECTOR - Lift (191-31), heated	1	
	492 006	O	DETECTOR - Lift (191-56), heated	1	31T-7804001 to 31T-8104087 incl
	81699-02	O	DETECTOR - Lift (187-2), heated	1	31T-8104088 and up
	450 742	N	DETECTOR - Lift (C-52207-4), non-heated	1	31T-7804001 to 31T-8004057 incl
	492 007	O	DETECTOR - Lift (X1961-5), non-heated	1	31T-7804001 to 31T-8104087 incl
-54	27065-10	C	PLATE ASSEMBLY - Mounting, lift detector, internal	1	31T-7804001 to 31T-8104087 incl
	27065-12	C	PLATE ASSEMBLY - Mounting, lift detector, internal	1	31T-8104088 and up
-54a	19807-00	C,E	PLATE - Mounting, lift detector, external	1	31T-7804001 to 31T-8004057 incl
-55	484 552	C	RESISTOR - Lift detector voltage drop (850F15R)	1	
-56	467 477	S	INVERTER - E L panels (71254-8)	1	
-57	487 084	P	COIL - Heated windshield (124-314111)	2	
-58	29301-02	P	CONTROLLER ASSEMBLY - Dimmer	1	
-59	584 024	T	RELAY - (R10-E6-Y2-V700-24VDC)	2	
-60	584 022	T	RELAY - (R10-E6-Y4-V700-24VDC)	1	
-61	456 758	T	DIODE - (IN4005)	5	
-62	584 125	T	RELAY - (MR5D-24VDC)	1	
-63	456 728	T	DIODE - (IN3208)	2	
-64	488 737	W	TIME DELAY - Cabin entrance lights	1	
-65	493 132	C,V	MONITOR - Voltage (BVM 28) (includes switch)	1	
-66	584 153	W	RELAY - Freon compressor clutch (285XAX101)	1	
-67	484 178	W	RELAY - Autoignition (KUP11D55-24V)	2	
-68	455 211	Z	CONTACTOR - (6041H202A)	1	
-69	584 153	AA	RELAY - Heater overtemp (285XAX101)	1	
-70	484 452		RESISTOR - Windshield wiper (W20538-150)	1	
-71	47989-00		CAPACITOR ASSEMBLY - 100 volt, 05 MFD	1	
-72	29293-14		CABLE ASSEMBLY - Starter generator (ground), left engine	1	
	29293-15		CABLE ASSEMBLY - Starter generator (ground), right engine	1	
-73	29293-16		CABLE ASSEMBLY - Starter generator (overload sensor), left engine	1	
	29293-17		CABLE ASSEMBLY - Starter generator (overload sensor), right engine	1	

When ordering, always specify Part Number, Description and Serial Number of Aircraft

PIPER PARTS CATALOG

Figure and Index Number	Part Number	Code	NOMENCLATURE	No. Req.	SERIAL NUMBERS AFFECTED
127-74	29293-09	X	CABLE ASSEMBLY - Starter generator (starter solenoid), left engine	1	
	29293-13	X	CABLE ASSEMBLY - Starter generator (starter solenoid), right engine	1	
	29293-28	W	CABLE ASSEMBLY - Starter generator (starter solenoid), left engine	1	
	29293-30	W	CABLE ASSEMBLY - Starter generator (starter solenoid), right engine	1	
-75	54948-02		PLATE ASSEMBLY - Fuseholder	2	
-76	484 396	G	RESISTOR - (2 watt 150 ohm)	1	

When ordering, always specify Part Number, Description and Serial Number of Aircraft

PIPER PARTS CATALOG

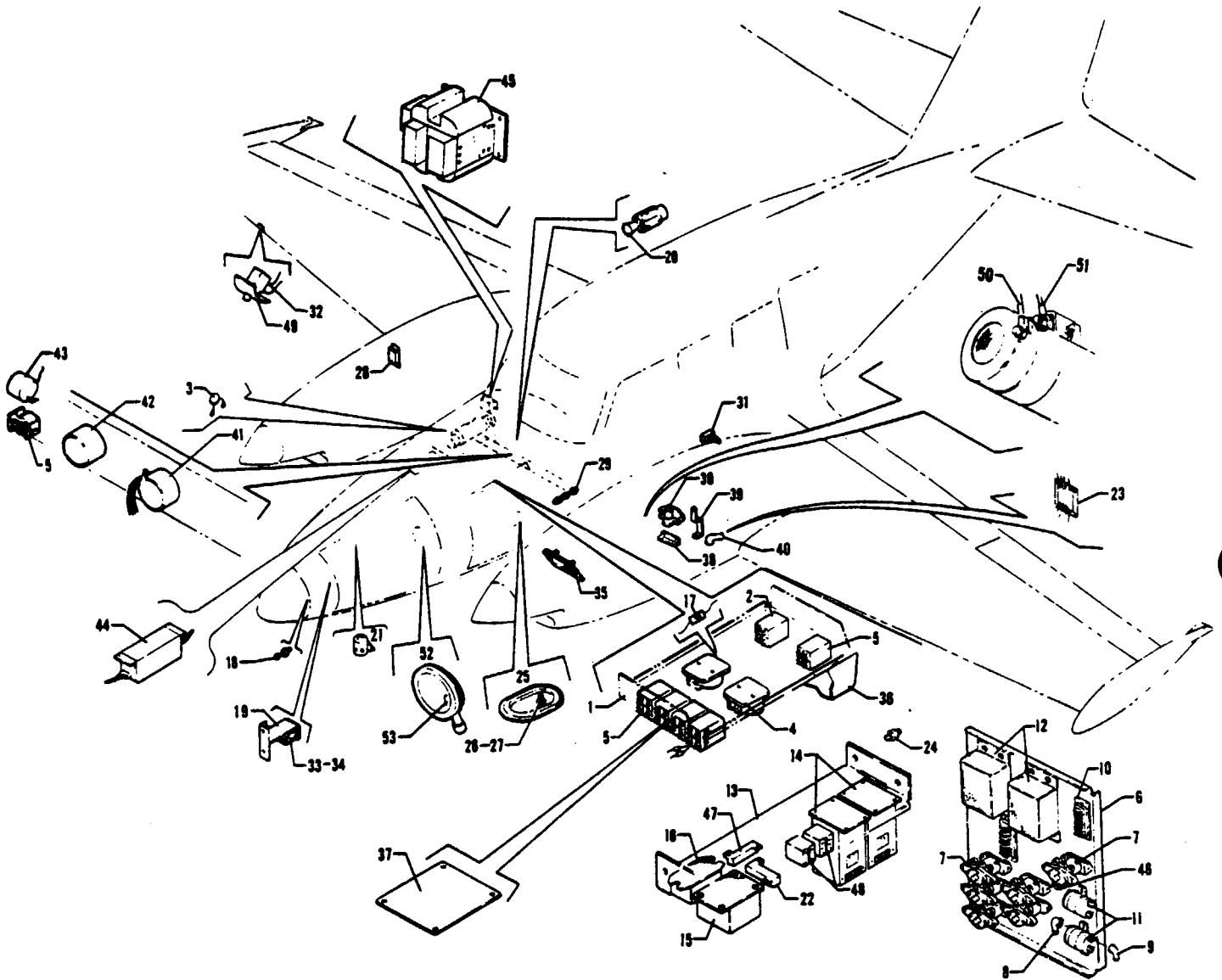


Figure 127A Forward Electrical System Installation
(See Code "A")

PIPER PARTS CATALOG

CODE EXPLANATIONS FOR FIGURE 127A

- A - Used on serial numbers 31T-8304001 to 31T-8304003 inclusive, 31T-1104004 and up
- B - Used if auxiliary heat system is installed

PIPER PARTS CATALOG

Figure and Index Number	Part Number	Code	NOMENCLATURE	No. Req.	SERIAL NUMBERS AFFECTED
127A-	01901 02095		DRAWING - Forward Fuselage Electrical Details DRAWING - Wing and Engine Electrical Details		
-1	49565-07		SHELF ASSEMBLY - Relay	1	
-2	584 153		RELAY - Freon compressor clutch (285XAX101)	1	
-3	47989-00		CAPACITOR ASSEMBLY - 100 volt, 05 MFD	1	
-4	484 110		RELAY - Deice power (PRD11DGO)	2	
-5	484 211		RELAY - Medium power (1245-2C-24D)	6	
-6	01872-02		SHELF ASSEMBLY - Electrical accessory	1	
-7	584 107		RELAY - (6041H-200)	6	
-8	23969-02		NIPPLE	12	
-9	23969-04		NIPPLE	4	
-10	556 780		TIMER - Windshield heat (HYLZ-50310)	2	
-11	487 084		SOLENOID - Windshield heat (124-314111)	2	
-12	584 314		REGULATOR - Voltage (VR2000-013A)	2	
-13	01862-02		SHELF ASSEMBLY - Electrical accessory	1	
-14	488 756		TIMER - Engine deice (950D0123-001)	2	
-15	488 737		TIME DELAY - Cabin entrance lights (500D0060)	1	
-16	467 477		INVERTER - E L. panels (71254-8)	1	
-17	456 763		DIODE - (IN4006)	3	
-18	487 878		SWITCH - Nose cone ajar (9251)	1	
-19	46804-00		COVER - Switch assembly	1	
-20	572 553		LIGHTER ASSEMBLY - Cigar (207959)	1	
-21	455 211	B	CONTACTOR - (6041H202A)	1	
-22	484 452		RESISTOR - Windshield wiper (W20538-150)	1	
-23	54948-02		PLATE ASSEMBLY - Fuse holder	1	
-24	475 109		MOUNT ASSEMBLY - (J-7219-22)	4	
-25	46958-00		PLATE ASSEMBLY - Air temperature bulb	1	
-26	453 854		* BULB - Temperature (MS28034-3)	1	
-27	755 039		** GASKET - (MS35769-8)	1	
-28	484 178		RELAY - Condenser motor blower (KUP11D55-24V)	1	
-29	587 930		SWITCH - Governor reset (2TL1-7E)	2	
-30	455 211		CONTACTOR - (6041H202A)	2	
-31	688 147		SWITCH - Main gear door (BZ2RQ181-T)	2	
-32	81699-02		DETECTOR - Lift (187-2), heated	2	
-33	47094-00		SWITCH ASSEMBLY - Baggage compartment	1	
-34	487 804		* SWITCH - (MS25253-1)	2	
-35	54839-02		SHUNT ASSEMBLY - Ammeter	2	
-36	29600-02		COVER ASSEMBLY - Relay shelf	1	
-37	80968-02		* PLACARD - Relay box	1	
-38	50784-00		BUS BAR - Ground	2	
-39	50869-00		LINK - Bus bar	2	
-40	23969-05		NIPPLE	2	
-41	565 326		HORN - Gear warning (AC-155F)	1	
-42	565 724		HORN - Stall warning (02054-4)	1	
-43	487 090		HORN - Annunciator display warning (SC648AN)	1	
-44	29442-02		CONTROLLER ASSEMBLY - Annunciator lights	1	
-45	29301-02		CONTROLLER ASSEMBLY - Dimmer	1	
-46	49432-02		DIODE ASSEMBLY - Reverse voltage arrestor	6	
-47	484 552		RESISTOR - Lift detector voltage drop (850F15R)	1	
-48	484 178		RELAY - Auto ignition (KUP11D55-24V)	2	
-49	27065-02		PLATE ASSEMBLY - Mounting, lift detector, internal	1	
-50	29293-14		CABLE ASSEMBLY - Starter generator (ground), left engine	1	
	29293-15		CABLE ASSEMBLY - Starter generator (ground), right engine	1	
-51	29293-16		CABLE ASSEMBLY - Starter generator (contactor), left engine	1	
	29293-17		CABLE ASSEMBLY - Starter generator (contactor), right engine	1	
-52	472 785		LIGHT ASSEMBLY - Baggage (B-2270A-10)	1	
-53	472 057		* BULB - Baggage light (313)	1	

When ordering, always specify Part Number, Description, and Serial Number of Aircraft

PIPER PARTS CATALOG

THIS PAGE INTENTIONALLY LEFT BLANK

PIPER PARTS CATALOG

THIS PAGE INTENTIONALLY LEFT BLANK

PIPER PARTS CATALOG

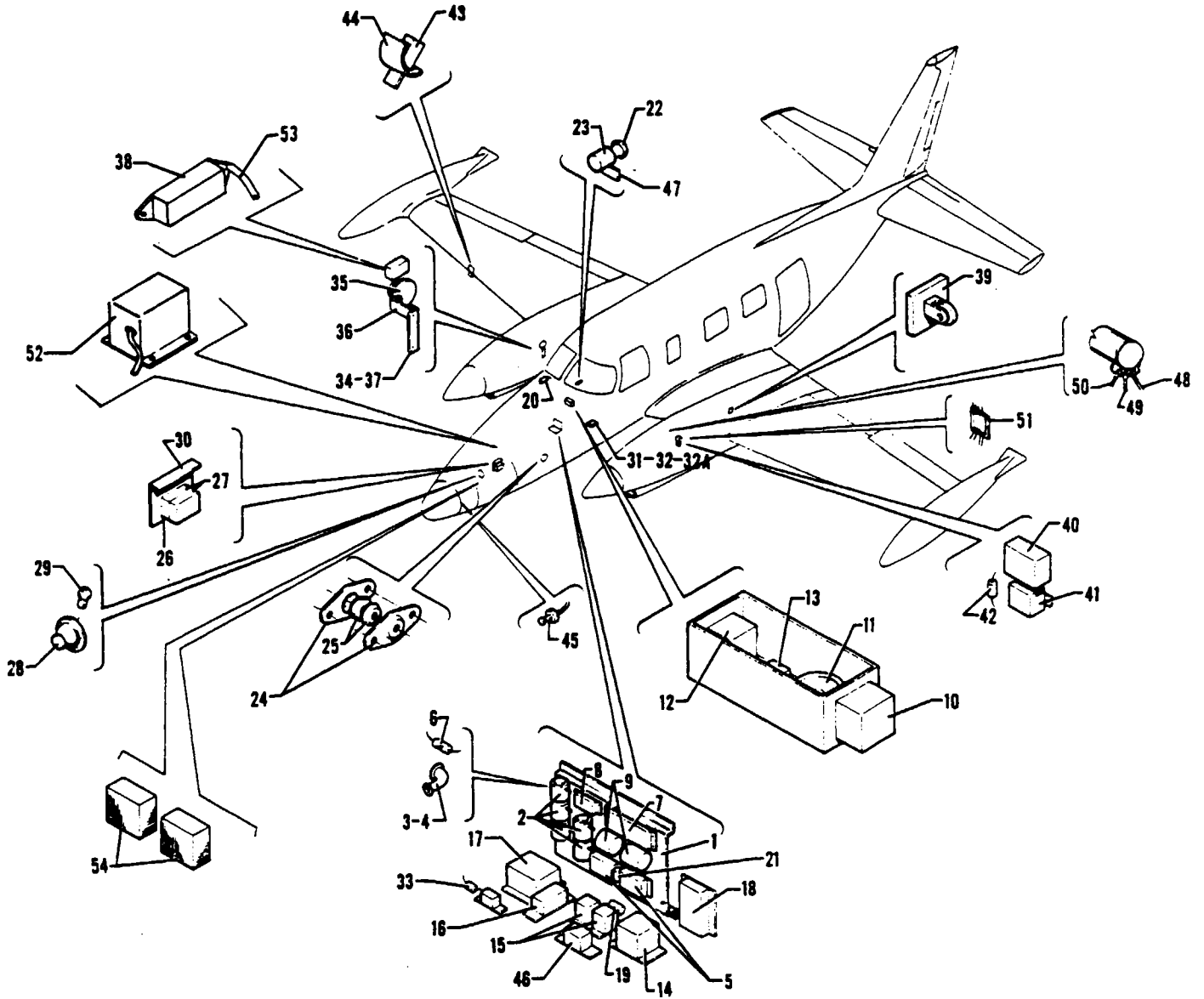


Figure 127B Forward Electrical System Installation

PIPER PARTS CATALOG

CODE EXPLANATIONS FOR FIGURE 127B

A - Used if Autofeather System is installed on serial numbers 31T-8166033, 31T-8166062 to 31T-8166076 inclusive, 31T-1166001 and up

PIPER PARTS CATALOG

Figure and Index Number	Part Number	Code	NOMENCLATURE	No. Req.	SERIAL NUMBERS AFFECTED
127B-	29981 29984		DRAWING - Forward Fuselage Electrical Details DRAWING - Wing and Engine Electrical Details		
-1	29740-02		SHELF ASSEMBLY - Electrical accessory	1	
-2	487 167		SOLENOID - (26898-05)	5	31T-8166001 to 31T-8166086 incl
	584 107		RELAY- (6041H-200)	5	31T-1166001 and up
-3	23969-02		NIPPLE	AR	
-4	23969-04		NIPPLE	AR	
-5	556 780		TIMER - Windshield heat (HYLZ-50310)	2	
-6	49432-02		DIODE ASSEMBLY - Reverse voltage arrester	5	
-7	29442-02		CONTROLLER ASSEMBLY - Annunciator lights	1	
-8	488 737		TIME DELAY - Cabin entrance lights (500D0060)	1	
-9	487 084		COIL - Heated windshield (124-314111)	2	
-10	565 326		HORN - Gear warning (AC-155F)	1	
-11	565 323		HORN - Stall warning (02054-4)	1	
-12	487 090		HORN - Annunciator display warning (SC648AN)	1	
-13	484 211		RELAY - Medium power (1245-2C-24D)	1	
-14	29301-02		CONTROLLER ASSEMBLY - Dimmer	1	
-15	584 187		RELAY - Starter and ECS By-pass (A283XCX209)	3	
-16	467 477		INVERTER - E.L. panels (71254-8)	1	
-17	584 152		PANEL ASSEMBLY - Voltage control (VR1528-3DC)	2	31T-8166001 to 31T-8166077 incl
	584 314		REGULATOR - Voltage (VR2000-013A)	2	31T-8166078 and up
-18	551 992		AMPLIFIER - Flap control (8482)	1	
-19	484 452		RESISTOR - Windshield wiper (W20538-150)	1	
-20	29233-02		RESISTOR ASSEMBLY - Cigar lighter	1	31T-8166001 to 31T-8166077 incl
-21	484 552		RESISTOR - Stall warning heat drop (850F15R)	1	
-22	558 719		LIGHTER ASSEMBLY - 12 volt (less housing) (205635)	1	31T-8166001 to 31T-8166077 incl
	572 553		LIGHTER ASSEMBLY - Cigar (207959)	1	31T-8166078 and up
-23	487 098		HOUSING - Lighter (207660)	1	31T-8166001 to 31T-8166077 incl
-24	22103-03		PLATE - Firewall seal grommet	2	
-25	22104-08		GROMMET - Firewall	2	
-26	47094-00		SWITCH ASSEMBLY - Baggage compartment	1	
-27	487 804		* SWITCH - (MS25253-1)	2	
-28	472 785		LIGHT ASSEMBLY - Baggage (B-2270A-10)	1	
-29	472 057		* BULB - Baggage light (313)	1	
-30	46804-00		COVER - Switch assembly	1	
-31	46958-00		PLATE ASSEMBLY - Air temperature bulb	1	
-32	453 854		* BULB - Temperature (MS28034-3)	1	
-32a	755 039		* * GASKET - (MS35769-8)	1	
-33	456 796		DIODE - (2AF3)	1	
-34	50784-00		BUS BAR - Ground	2	
-35	455 211		CONTACTOR - (6041H202A)	2	
-36	50869-00		LINK - Bus bar	2	
-37	54839-02		SHUNT ASSEMBLY - Ammeter	2	
-38	486 398		SENSOR - Overload (7236-1-200)	2	31T-8166001 to 31T-8166076 incl
-39	688 147		SWITCH - Main gear door (BZRQ181-T)	2	
-40	484 247		RELAY - Power (PRD7YO)	2	
-41	584 187		RELAY - Motor control (A283XCX209)	2	
-42	456 763		DIODE - (IN4006)	2	
-43	81699-02		DETECTOR - Lift (187-2), heated	1	
-44	27065-02		PLATE ASSEMBLY - Mounting, lift detector	1	
-45	487 878		SWITCH - Nose cone ajar (9251)	1	
-46	584 187		RELAY - Stall warning heat (A283XCX209)	1	
-47	80247-02		PLACARD - Cigar lighter	1	
-48	29293-14		CABLE ASSEMBLY - Starter generator (ground), left engine	1	
	29293-15		CABLE ASSEMBLY - Starter generator (ground), right engine	1	

When ordering, always specify Part Number, Description, and Serial Number of Aircraft

PIPER PARTS CATALOG

Figure and Index Number	Part Number	Code	NOMENCLATURE	No. Req.	SERIAL NUMBERS AFFECTED
127B-49	29293-16	A	CABLE ASSEMBLY - Starter generator (to overload sensor), left engine	1	31T-8166001 to 31T-8166096 incl
	29293-16		CABLE ASSEMBLY - Starter generator (to contactor), left engine	1	31T-1166001 and up
	29293-17		CABLE ASSEMBLY - Starter generator (to overload sensor), right engine	1	31T-8166001 to 31T-8166076 incl
	29293-17		CABLE ASSEMBLY - Starter generator (to contactor), right engine	1	31T-1166001 and up
-50	29293-23		CABLE ASSEMBLY - Starter generator (starter solenoid), left engine	1	31T-8166001 to 31T-8166076 incl
	29293-25		CABLE ASSEMBLY - Starter generator (starter solenoid), right engine	1	31T-8166001 to 31T-8166076 incl
-51	54948-02		PLATE ASSEMBLY - Fuseholder	2	
-52	557 359		COMPUTER - Autofeather (8491M3)	1	
-53	29293-43		CABLE ASSEMBLY - Overload sensor to contactor, left	1	31T-8166001 to 31T-8166076 incl.
	29293-42		CABLE ASSEMBLY - Overload sensor to contactor, right	1	31T-8166001 to 31T-8166076 incl
-54	484 178		RELAY - Autoignition (KUP11D55-24v)	2	31T-1166001 and up

When ordering, always specify Part Number, Description and Serial Number of Aircraft

PIPER PARTS CATALOG

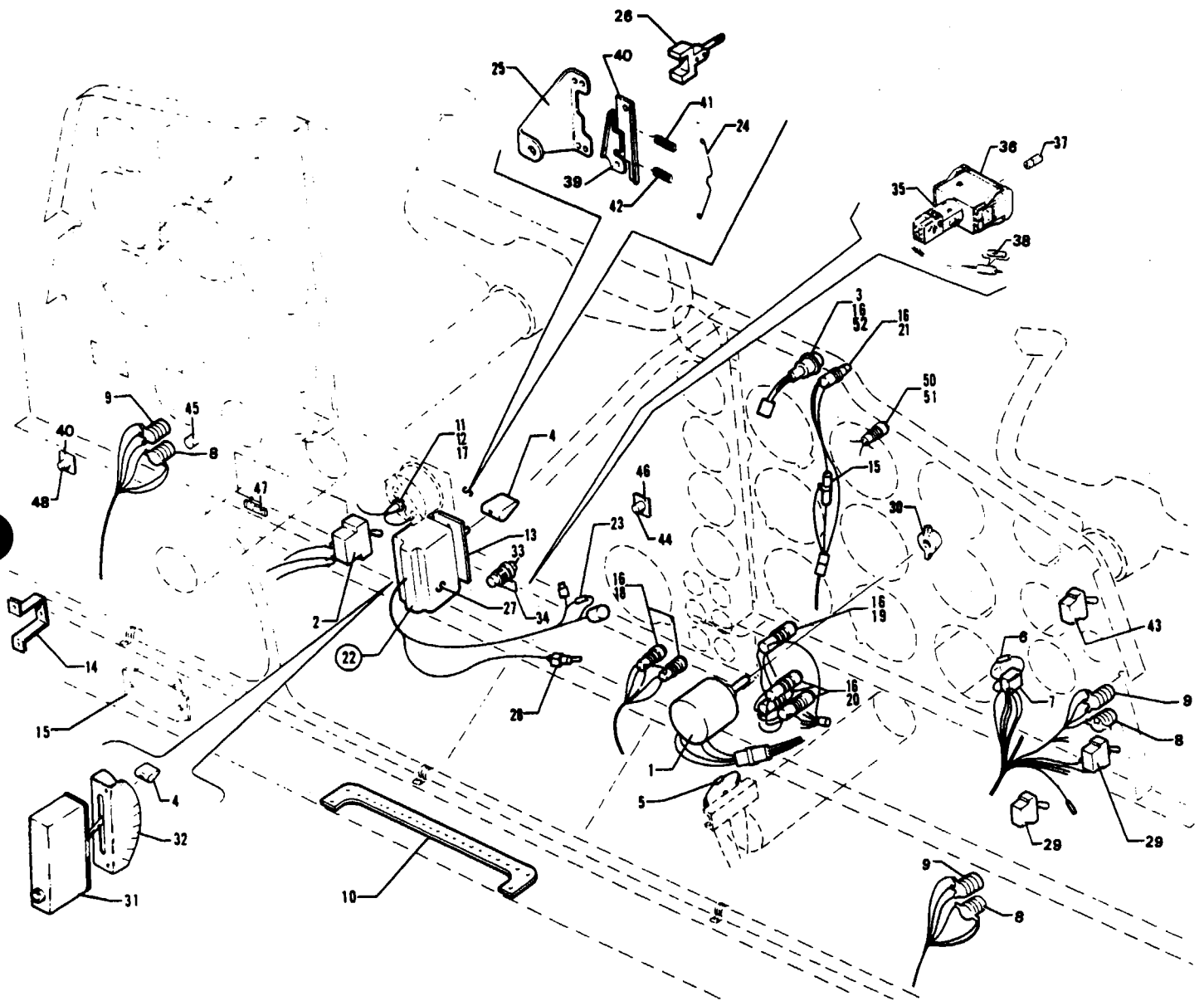


Figure 127C Instrument Panel Harness Installation

REVISED: MARCH 1984

4G5

PA-31T
PA-31T1

PIPER PARTS CATALOG

CODE EXPLANATIONS FOR FIGURE 127C

- A - Used on PA-31T only
- B - Used on PA-31T with serial numbers 31T-7820001 to 31T-8020092 inclusive, and PA-31T1 with serial numbers 31T-7804001 to 31T-8004057 inclusive
- C - Used on PA-31T with serial numbers 31T-7400002 to 31T-7820066, 31T-7820068 to 31T-7820092 inclusive, and PA-31T1 with serial numbers 31T-7804001 to 31T-7804010 inclusive
- D - Used on PA-31T with serial numbers 31T-7820001 to 31T-7820092 inclusive Also used on PA-31T1 with serial numbers 31T-7804001 to 31T-7804011 inclusive
- E - Used on PA-31T with serial numbers 31T-7920001 to 31T-8020092 inclusive, and PA-31T1 with serial numbers 31T-7904001 to 31T-8004057 inclusive
- F - Used on PA-31T with serial numbers 31T-7820067, 31T-7920001 and up, and PA-31T1 with serial numbers 31T-7904001 to 31T-8304003 inclusive, 31T-1104004 and up
- G - Used on PA-31T1 only
- H - Used on PA-31T with serial numbers 31T-7400002 to 31T-7820066 inclusive, 31T-7820068 to 31T-7820092 inclusive, and PA-31T1 with serial numbers 31T-7804001 to 31T-7804011 inclusive if Flap Selector Switch Positive Detente Installation Kit 763 894 has been installed per Service Letter No 868
- J - Used on PA-31T with serial numbers 31T-7920001 and up, and PA-31T1 with serial numbers 31T-7904001 to 31T-8004036 inclusive
- K - Also used on PA-31T with serial numbers 31T-7400002 to 31T-8020092 inclusive, and PA-31T1 with serial numbers 31T-7804001 to 31T-8004057 inclusive if Auxiliary Heat System Installation Kit 764 058 has been installed per Service Spares Letter No 378
- L - Used on aircraft that comply with C A A (United Kingdom) requirements
- M - Used on PA-31T with serial numbers 31T-8120001 and up, and PA-31T1 with serial numbers 31T-8104001 to 31T-8304003 inclusive, 31T-1104004 and up
- N - Used on PA-31T with serial numbers 31T-7400002 to 31T-8020092 inclusive, and PA-31T1 with serial numbers 31T-7804001 to 31T-8004057 inclusive
- O - Used on PA-31T with serial numbers 31T-8020067 and up, and PA-31T1 with serial numbers 31T-8004034 to 31T-8304003 inclusive, 31T-1104004 and up
- P - Used on PA-31T with serial numbers 31T-8120001 to 31T-8120059 inclusive, and PA-31T1 with serial numbers 31T-8104001 to 31T-8104067 inclusive
- Q - Used on PA-31T Also used on PA-31T1 with serial numbers 31T-7804001 to 31T-8104070 inclusive
- R - Used on PA-31T with serial numbers 31T-8120001 and up, and PA-31T1 with serial numbers 31T-8104001 to 31T-8104101 inclusive
- S - Used on PA-31T1 with serial numbers 31T-7904032 to 31T-8304003 inclusive, 31T-1104004 and up
- T - Used on PA-31T1 with serial numbers 31T-8304001 to 31T-8304003 inclusive, 31T-1104004 and up
- U - Used on PA-31T1 with serial numbers 31T-8004037 to 31T-8304003 inclusive, 31T-1104004 and up

PIPER PARTS CATALOG

Figure and Index Number	Part Number	Code	NOMENCLATURE	No. Req.	SERIAL NUMBERS AFFECTED
127C-	50701	N	DRAWING - Forward Fuselage Electrical Detail		
	29701	R	DRAWING - Forward Fuselage Electrical Detail		
	01901	T	DRAWING - Forward Fuselage Electrical Detail		
-1	487 977	Q	SWITCH - Windshield wiper (XW21527)	1	
-2	487 860		SWITCH - Heater fuel (2FA54-73)	1	
-3	587 908		SWITCH ASSEMBLY - Master caution (513-0107-001)	1	
-4	23943-00		KNOB - Flap selector switch	1	
-5	456 707		DIODE - Throttle switches (IN4002)	1	
-6	456 714		DIODE - (IN4001)	1	
-7	484 207		RELAY - (TI54-2C, 24-volt D C)	1	
-8	468 006		JACK - Phone (11)	2	
-9	468 002		JACK - Mike (S12B)	2	
-10	47142-02		BAR - Bus, ground	1	
-11	487 118	A	SOCKET ASSEMBLY - (2506)	1	31T-7400002 to 31T-7720069 incl
-12	560 690	A	FILTER - Lamp (1813/27B-1)	1	31T-7400002 to 31T-7720069 incl
-13	51474-00	C	PLATE - Guide, flap control	1	
-14	52188-00	C	CLAMP - Relay	1	
-15	460 937	A	FLASHER - Stall warning (2400)	1	
	48123-02	G	TIME DELAY - Stall warning	1	31T-7804001 to 31T-7904031 incl
	488 721	S	TIMER - Delay, stall warning (B-00348-1)	1	
-16	472 028		BULB - (PS10008-327)	8	
-17	472 078	A	BULB - (PS10008-1450)	1	31T-7400002 to 31T-7720069 incl
-18	472 793	A	LIGHT ASSEMBLY - Beta warning (yellow) (801-1030-0333-504)	2	31T-7400002 to 31T-7720069 incl
	472 876	B	LIGHT ASSEMBLY - Beta warning (106S-A-FB59)	2	
-19	472 739		LIGHT ASSEMBLY - Gear unlocked (red) (801-1030-0331-504)	1	
-20	472 740		LIGHT ASSEMBLY - Gear down (green) (801-1030-0332-504)	3	
-21	472 741		LIGHT ASSEMBLY - Stall warning (911-1112-1631-525)	1	
-22	51838-03	C	SWITCH ASSEMBLY - Flap selector	1	
-23	456 758	C	* DIODE - Rectifier (IN4005)	1	
-24	51834-02	C	* CLIP - Spring	1	
-25	51835-02	C	* BRACKET - Switch, flap	1	
-26	51836-02	C	* ACTUATOR ASSEMBLY - Switch	1	
-27	587 973	C	* SWITCH - Flap selector (4TL1-10M)	1	
-28	487 915	C	* SWITCH - Flap selector (7101)	1	
-29	487 990	D	SWITCH - Test, cabin pressure (6FA68-73)	1	
	588 133	J	SWITCH - Test, cabin pressure (8504K60)	1	
-30	571 124	Q	KNOB - Switch, windshield wiper (10B) black	1	
-31	553 235	F	BOX ASSEMBLY - Flap control (8411)	1	
-32	51677-02	F	GUARD - Flap switch	1	
-33	587 849	F	SWITCH - Flap test (30-1)	1	
-34	80753-02	F	PLACARD - Flap test	1	
-35	588 141	E	SWITCH - Ground clearance (2C227)	1	
-36	29016-02	E	CAP - Ground clearance switch	1	
-37	472 028	E	LAMP - (PS10008-327)	4	
-38	461 623	E	FUSE - (AGC-5)	2	
-39	49967-02	H	BRACKET - Flap detente	1	
-40	49968-02	H	BRACKET - Flap detente	1	
-41	762 373	H	SPRING - (LE-020A-00)	1	

When ordering, always specify Part Number, Description and Serial Number of Aircraft

PIPER PARTS CATALOG

Figure and Index Number	Part Number	Code	NOMENCLATURE	No. Req.	SERIAL NUMBERS AFFECTED
127C-42	762 374	H	SPRING - (LE-020A-001)	1	
-43	487 990	U	SWITCH - Test, cabin pressure (6FA68-73)	1	
-44	587 849	O	SWITCH - Cabin call (30-1)	1	
-45	588 216	P	SWITCH - Heater overtemp and reset (513-0101-604)	1	
	653 076	P	CAP - Heater reset switch (188-5073)	1	
-46	80876-02	O	PLACARD - Cabin call switch	1	
-47	487 846	M	SWITCH - Cabin temp control (SS-36-1-C5)	1	
-48	487 860	K,M	SWITCH - Auxiliary heat control (2FA54-73)	1	
-49	80880-02	K,M	PLACARD - Auxiliary heat switch	1	
-50	472 028	T	BULB - (PS10008-327)	1	
-51	472 061	T	LIGHT ASSEMBLY - Surface de-ice (801-1030-0334-504)	1	
-52	554 240		CAP - Master caution switch (301-1471)	1	

When ordering, always specify Part Number, Description and Serial Number of Aircraft

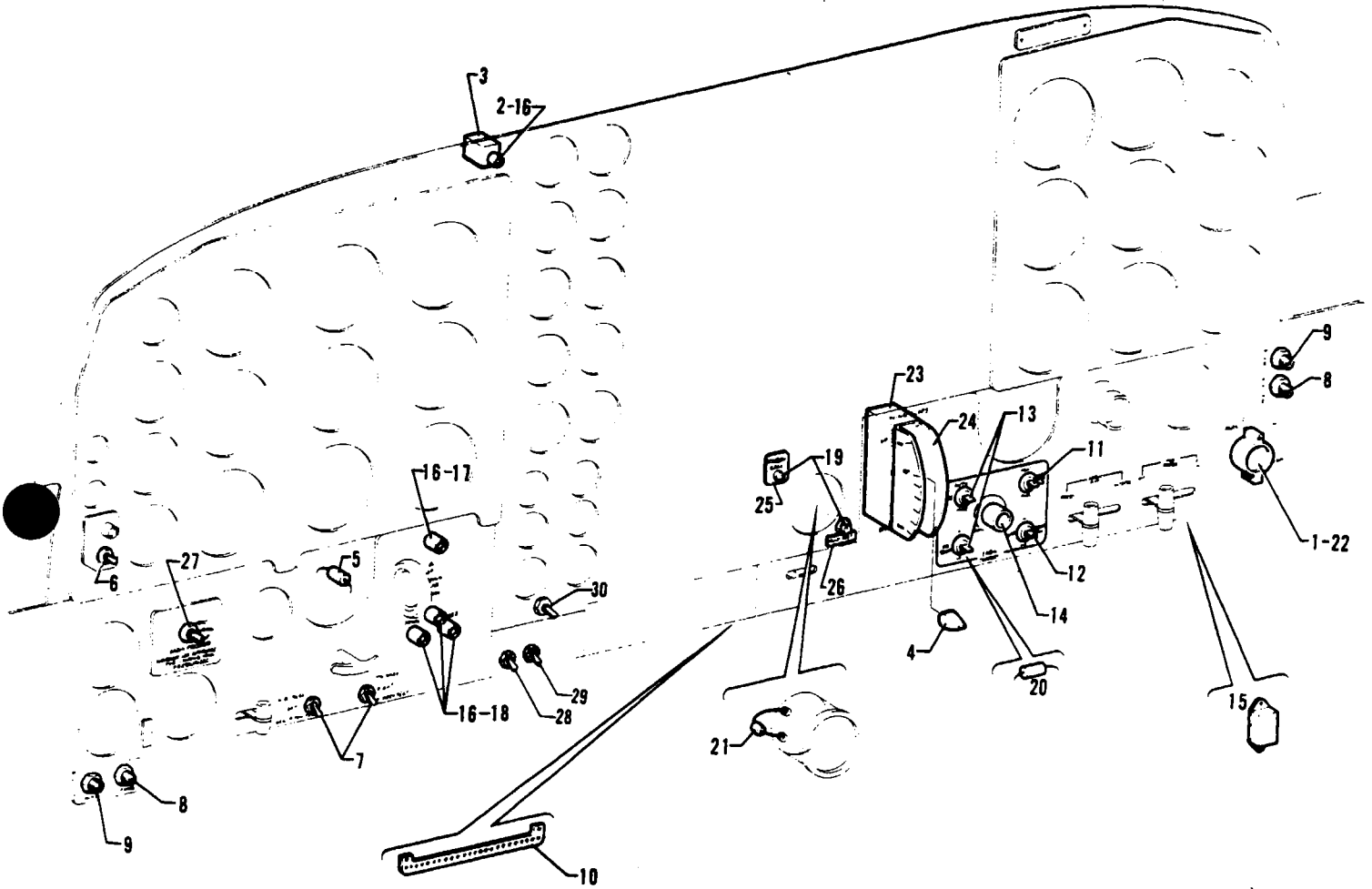


Figure 127D Instrument Panel Harness Installation

PIPER PARTS CATALOG

CODE EXPLANATIONS FOR FIGURE 127D

- A - Used if Autofeather System is installed on serial numbers 31T-8166033, 31T-8166062 to 31T-8166076 inclusive, 31T-1166001 and up
- B - Used if Butler Cargo Pod is installed

PIPER PARTS CATALOG

Figure and Index Number	Part Number	Code	NOMENCLATURE	No. Req.	SERIAL NUMBERS AFFECTED
127D-	29981 29910		DRAWING - Forward Fuselage Electrical Details DRAWING - Fuselage Main Harness Assembly		
-1	487 977		SWITCH - Windshield wiper (XW21527)	1	31T-8166001 to 31T-8166054 incl.
-2	554 240		CAP - Master caution switch (301-1471)	1	
-3	587 908		SWITCH ASSEMBLY - Master caution (513-0107-001)	1	
-4	23943-00		KNOB - Flap selector switch	1	
-5	456 707		DIODE - Throttle switch (1N 4002)	1	
-6	587 802		SWITCH - Gyro bus tie (2GL54-73)	1	
-7	587 930		SWITCH - Pitch test/HTG reset (2TL1-7E)	2	
-8	468 008		JACK - Phone (11)	2	
-9	468 002		JACK - Mike (S12B)	2	
-10	47142-02		BAR - Bus, ground	1	
-11	688 133		SWITCH - Manual temperature control (6FC54-NWH3XPA1)	1	
-12	688 130		SWITCH - Cabin fan (2GM54-NWH3XPA1)	1	
-13	688 132		SWITCH - Mode selector and ECS selector (2FB54-NWH3XPA1)	2	
-14	481 179		POTENTIOMETER - Cool-warm selector (WN-101)	1	
-15	488 721		TIMER - Delay, stall warning (B-00348-1)	1	
-16	472 028		BULB - (PS10008-327)	5	
-17	472 739		LIGHT ASSEMBLY - Gear unlocked (red) (801-1030-0331-504)	1	
-18	472 740		LIGHT ASSEMBLY - Gear down (green) (801-1030-0332-504)	3	
-19	587 849		SWITCH - Flap test and cabin call (30-1)	2	
-20	456 796		DIODE - ECS selector switch (2AF3)	1	
-21	49432-03		RESISTOR ASSEMBLY - Flap indicator	1	
-22	571 124		KNOB - Switch, windshield wiper (108), black	1	31T-8166001 to 31T-8166054 incl.
-23	553 235		BOX ASSEMBLY - Flap control (8411)	1	
-24	51677-02		GUARD - Flap switch	1	
-25	80876-02		PLACARD - Cabin call switch	1	
-26	80753-02		PLACARD - Flap test	1	
-27	588 133		SWITCH - Test, cabin pressure (8504K60)	1	
-28	487 915	A	SWITCH - Autofeather arm (7101S)	1	
-29	588 276	A	SWITCH - Autofeather test (7105K)	1	
-30	587 965	B	SWITCH - Static air (7101K)	1	

When ordering, always specify Part Number, Description and Serial Number of Aircraft

PIPER PARTS CATALOG

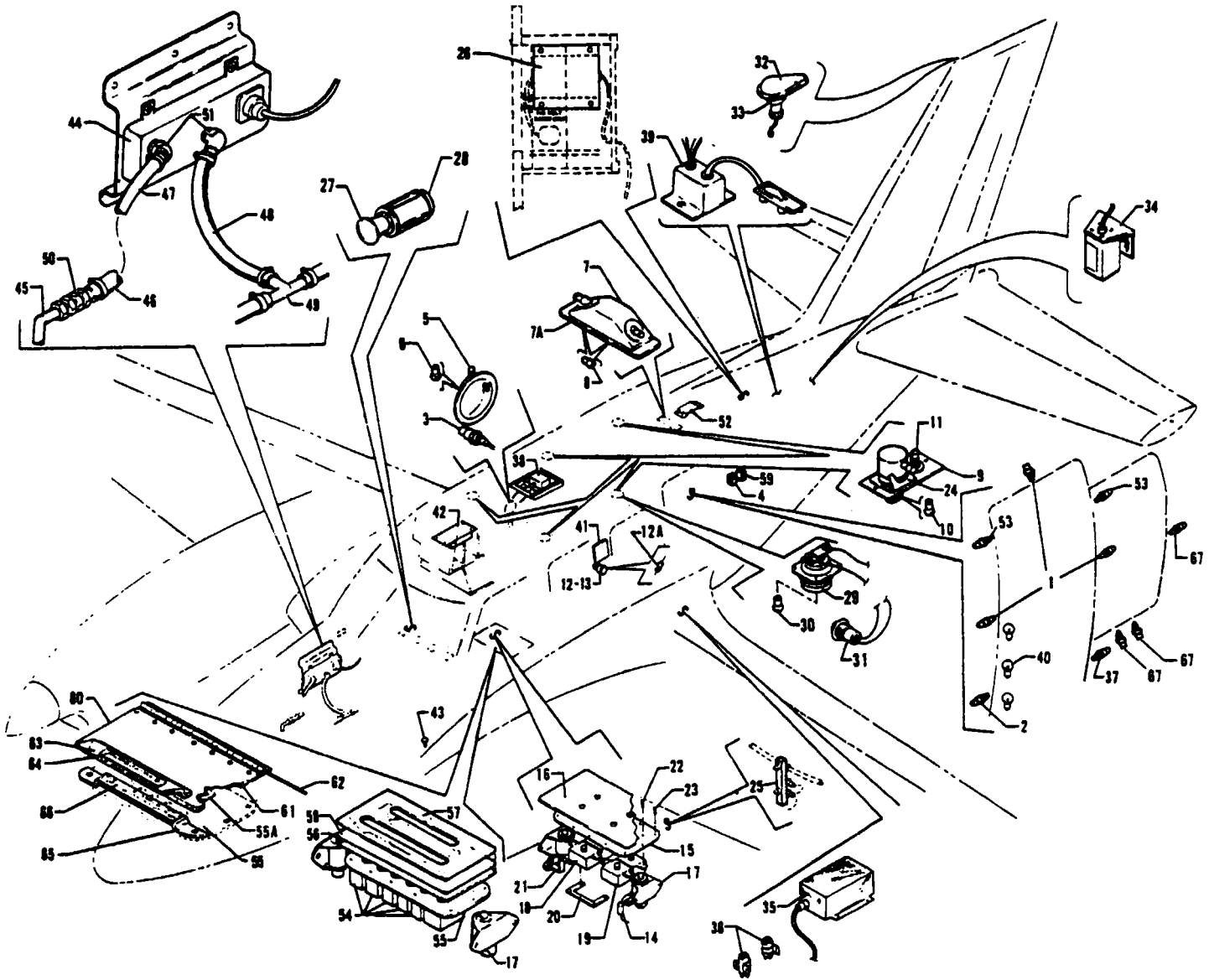


Figure 128 Aft Electrical System Installation

PIPER PARTS CATALOG

CODE EXPLANATIONS FOR FIGURE 128

- A - Used on PA-31T only
- B - Used on PA-31T1 with serial numbers 31T-8304001 to 31T-8304003 inclusive, 31T-1104004 and up
- C - Used on PA-31T2 only
- D - Used on PA-31T with serial numbers 31T-7920021 and up, PA-31T1 with serial numbers 31T-7904006 to 31T-8304003 inclusive, 31T-1104004 and up, and PA-31T2
- E - Used on PA-31T with serial numbers 31T-7820067, 31T-7920001 and up, and PA-31T1 with serial numbers 31T-7904001 to 31T-8304003 inclusive, 31T-1104004 and up
- F - Used on PA-31T with serial numbers 31T-7400002 to 31T-7920052 inclusive, 31T-7920054 to 31T-7920094 inclusive and PA-31T1 with serial numbers 31T-7804001 to 31T-7904057 inclusive
- G - Used on PA-31T with serial numbers 31T-7920087 and up, PA-31T1 with serial numbers 31T-7904048 to 31T-8304003 inclusive, 31T-1104004 and up Also used on PA-31T with serial numbers 31T-7400002 to 31T-790086 inclusive, and PA-31T1 with serial numbers 31T-7804001 to 31T-7904047 inclusive if Cabin Thermostat Replacement and Relocation Kit 763 892 or Cabin Thermostat Relocation Kit 763 980 has been installed per Service Spares Letter No 359
- H - Used on PA-31T with serial numbers 31T-7920053, 31T-8020001 and up, PA-31T1 with serial numbers 31T-8004001 to 31T-8304003 inclusive, 31T-1104004 and up, and PA-31T2
- J - Used on PA-31T with serial numbers 31T-7400002 to 31T-8020029 inclusive, and PA-31T1 with serial numbers 31T-7804001 to 31T-8004015 inclusive
- K - Used on PA-31T with serial numbers 31T-8020030 to 31T-8020092 inclusive, and PA-31T1 with serial numbers 31T-8004016 to 31T-8004057 inclusive
- L - Used on PA-31T1 aircraft that comply with C A A (United Kingdom) requirements
- M - Used on PA-31T with serial numbers 31T-7400002 to 31T-8020092 inclusive, and PA-31T1 with serial numbers 31T-7804001 to 31T-8004057 inclusive
- N - Used on PA-31T with serial numbers 31T-8120001 and up, and PA-31T1 with serial numbers 31T-8104001 to 31T-8304003 inclusive, 31T-1104004 and up
- O - Used on PA-31T with serial numbers 31T-7920053, 31T-8020001 to 31T-8020092 inclusive, and PA-31T1 with serial numbers 31T-8004001 to 31T-8004057 inclusive
- P - Used on PA-31T with serial numbers 31T-7520009 and up, PA-31T1, and PA-31T2
- Q - Used on PA-31T with serial numbers 31T-7820067, 31T-7920001 and up, PA-31T1 with serial numbers 31T-7904001 to 31T-8304003 inclusive, 31T-1104004 and up, and PA-31T2
- R - Used on PA-31T with serial numbers 31T-8120001 and up, PA-31T1 with serial numbers 31T-8104001 to 31T-8304003 inclusive, 31T-1104004 and up, and PA-31T2
- S - Used on PA-31T with serial numbers 31T-7920053, 31T-8020001 and up, and PA-31T1 with serial numbers 31T-8004001 to 31T-8304003 inclusive, 31T-1104004 and up
- T - See Figure 127A on PA-31T2
- U - Used on PA-31T with serial numbers 31T-8120001 and up, PA-31T1 with serial numbers 31T-8104001 to 31T-8104101 inclusive, and PA-31T2 with serial numbers 31T-8166001 to 31T-8166003 inclusive
- V - Used on PA-31T with serial numbers 31T-7620011 and up, and PA-31T1
- W - Used on PA-31T2 with serial numbers 31T-8166004 to 31T-8166076 inclusive, 31T-1166001 and up
- X - Used on PA-31T2 with serial numbers 31T-8166039 to 31T-8166076 inclusive, 31T-1166001 and up

PIPER PARTS CATALOG

Figure and Index Number	Part Number	Code	NOMENCLATURE	No. Req.	SERIAL NUMBERS AFFECTED
128-	50703	M	DRAWING - Aft Fuselage Electrical Details		
	29703	N	DRAWING - Aft Fuselage Electrical Details		
	29983	C	DRAWING - Aft Fuselage Electrical Details		
-1	587 817		SWITCH - Door warning (C3100-L-5)	3	
-2	487 978		SWITCH - Door warning (C200L-5)	1	
-3	47877-00		SWITCH - Refreshment table light	1	
-4	487 913		SWITCH - Rear dome (TILB64-1S-WH-F)	1	
-5	472 785		LIGHT ASSEMBLY - Refreshment table (B2270A-10)	1	
-6	472 057		* LAMP - Refreshment table light (313)	1	
-7	472 788	F	LIGHT ASSEMBLY - Dome (B-8110-1)	2	
	29191-02	H	LIGHT ASSEMBLY - Courtesy (472 673)	2	
-7a	761 238	F	* LENS - Cabin dome light (8-5846-1)	2	
-8	758 272	F	* BULB - (G. E 308)	2	
-9	472 819	A	LIGHT ASSEMBLY - Reading (10-0129-11)	5	31T-7400002 to 31T-7620010 incl
-10	758 152	A	* BULB - Reading (MS35478-305)	1	31T-7400002 to 31T-7620010 incl.
-11	757 571	A	* SWITCH - Reading light (55-0045-5)	1	31T-7400002 to 31T-7620010 incl.
-12	29557-02	N	RHEOSTAT ASSEMBLY - Cabin temp. control	1	
-12a	484 535		* RESISTOR - (#3944) 500 ohm 2¼ watt	1	
	456 834		* DIODE - (1N4741)	1	
-13	571 210	N	KNOB - Cabin temp control rheostat	1	
-14	51503-00	M	TIME DELAY ASSEMBLY - Starter solenoid	2	
-15	50716-00	M	PLATE ASSEMBLY - Circuit breaker	1	
-16	50717-00	M	PLATE - Circuit breaker cover	1	
-17	455 211		CONTACTOR - (6041-H202A)	2	
-18	454 636	M	CIRCUIT BREAKER - (PS50120-4-41) 200 amp	3	
	454 750	L,M	CIRCUIT BREAKER - (7855-6-175) 175 amp	1	
-19	454 635	M	CIRCUIT BREAKER - (PS50120-4-40) 105 amp	1	
-20	50800-00	M	LINK - Bus bar	2	
-21	50955-00	J	LINK - Bus bar	1	
	29293-20	K	CABLE ASSEMBLY	1	
-22	48659-10	M	SCREW ASSEMBLY - Seal	6	
-23	48659-04	M	SCREW ASSEMBLY - Seal	12	
-24	47406-00	A	BRACKET - Overhead light	5	31T-7400002 to 31T-7620010 incl
-25	51897-02	M	BLOCK - Solenoid mounting	1	
-26	467 145	P	INVERTER - Razor outlet (60-2526-1)	1	
-27	472 869	A	LIGHTER - Knob and element (80328-01)	2	31T-7400002 to 31T-7620010 incl
-28	487 179	A	SOCKET - Lighter (70627-01)	2	31T-7400002 to 31T-7620010 incl.
-29	472 911	V	LIGHT ASSEMBLY - Reading (2680)	5	
-30	453 886	V	BULB - Reading light (1309)	5	
-31	47877-02	V	SWITCH ASSEMBLY - Reading light	5	
-32	49518-02	D	LIGHT ASSEMBLY - Ground recognition beacon	1	
-33	758 418	D	* BULB - (AN3120-1047)	1	
-34	49517-02	D	FLASHER ASSEMBLY - Ground recognition beacon	1	
-35	551 992	E,T	AMPLIFIER - Flap control (8482)	1	
-36	487 084	Q	SOLENOID - Flap motor control (124-314111)	2	
-37	587 817	F	SWITCH - Door warning (C3100-L-5)	1	
	588 166	O	SWITCH - Door warning (WL150-L-5)	1	
	587 817	N	SWITCH - Door warning (C3100-L-5)	1	
-38	454 615	S	CHIMES ASSEMBLY - Seat belt warning	1	
	454 624	C	CHIMES ASSEMBLY - Seat belt warning (950D0115)	1	
-39	29002-02	G	THERMOSTAT ASSEMBLY - Cabin	1	
-40	472 027	H	LAMP - Cabin door steps (PS10008-1495)	3	
-41	754 635	H	DISPLAY UNIT - Combination (displays time, altitude, airspeed and outside air temp) (2504-003)	1	

When ordering, always specify Part Number, Description and Serial Number of Aircraft

PIPER PARTS CATALOG

Figure and Index Number	Part Number	Code	NOMENCLATURE	No. Req.	SERIAL NUMBERS AFFECTED
128-42	763 314	H	COMPUTER - Combination display unit (2504-100)	1	
-43	763 477	H	PROBE - Temperature, combination display unit (2504-600)	1	
-44	762 025	H	TRANSDUCER UNIT - Combination display unit (2504-900)	1	
-45	46876-00	H	LINE ASSEMBLY - Static air	1	
-46	46723-00	H	LINE ASSEMBLY - Static air	1	
-47	80007-09	H	HOSE - Flexible, static air	1	
-48	49998-37	H	HOSE - Flexible, pitot air	1	
-49	32820-00	H	TUBE ASSEMBLY - Tee	1	
-50	491 060	H	UNION - (AN832-4D)	1	
	407 568	H	WASHER - (AN960-716)	1	
	477 618	H	NUT - (AN924-4D)	1	
-51	458 940	H	ELBOW - (AN844-4D)	2	
-52	557 110	C	CONTROLLER - Cabin temperature (HYLZ50638-20)	1	
-53	587 817	M	SWITCH - Door warning (C3100-L-5)	2	
	588 166	R	SWITCH - Door warning (WC-150-L5)	2	
-54	454 747	R	CIRCUIT BREAKER - (170-001-200) 200 amp	2	
	454 746	R	CIRCUIT BREAKER - (170-001-180) 180 amp	1	
	454 745	R	CIRCUIT BREAKER - (45-2-S-N2-70) 70 amp	2	
	454 645	R	CIRCUIT BREAKER - (PS50120-5-1) 100 amp	1	
	454 662	R	CIRCUIT BREAKER - (PSS0120-3-25) 50 amp	6	
	454 696	B	CIRCUIT BREAKER - (819-235-102) 35 amp	2	
-55	29348-02	U	PLATE ASSEMBLY - Circuit breaker	1	
	82060-02	B	PLATE ASSEMBLY - Circuit breaker	1	
	29348-05	W	PLATE ASSEMBLY - Circuit breaker	1	
-55a	80939-02	W	* PLACARD - Main circuit breakers, bus ties	1	
-56	29347-02	U	PLATE ASSEMBLY - Circuit breaker cover	1	
	29347-08	B	PLATE ASSEMBLY - Circuit breaker cover	1	
-57	29347-04	U	COVER - Circuit breaker (clear acrylic)	1	
	29347-10	B	COVER - Circuit breaker (clear acrylic)	1	
-58	80826-02	U	PLACARD - Circuit breaker function	1	
	80947-02	B	PLACARD - Circuit breaker function	1	
-59	47664-16	R	SWITCH - Cabin entrance lights time delay reset	1	
-60	81820-02	C	DOOR ASSEMBLY - Main circuit breakers	1	31T-8166004 to 31T-8166038 incl
	01288-02	X	COVER ASSEMBLY - Main circuit breakers	1	
-61	81820-06	C	* GASKET - Main circuit breaker door	1	31T-8166004 to 31T-8166038 incl.
	01288-03	X	* GASKET - Main circuit breaker cover	1	
-62	81761-82	C	* PIN - Hinge	1	31T-8166004 to 31T-8166038 incl
-63	81824-02	W	* HANDLE ASSEMBLY - Main circuit breaker access	1	
-64	80940-02	W	* * PLACARD - "Main circuit breaker panel"	1	
-65	81834-02	W	BRACKET ASSEMBLY - Main circuit breaker	1	
-66	80938-02	W	* PLACARD - Main circuit breakers, "left gen. .. right gen"	1	
-67	587 817		SWITCH - Cargo door	3	

When ordering, always specify Part Number, Description, and Serial Number of Aircraft

PIPER PARTS CATALOG

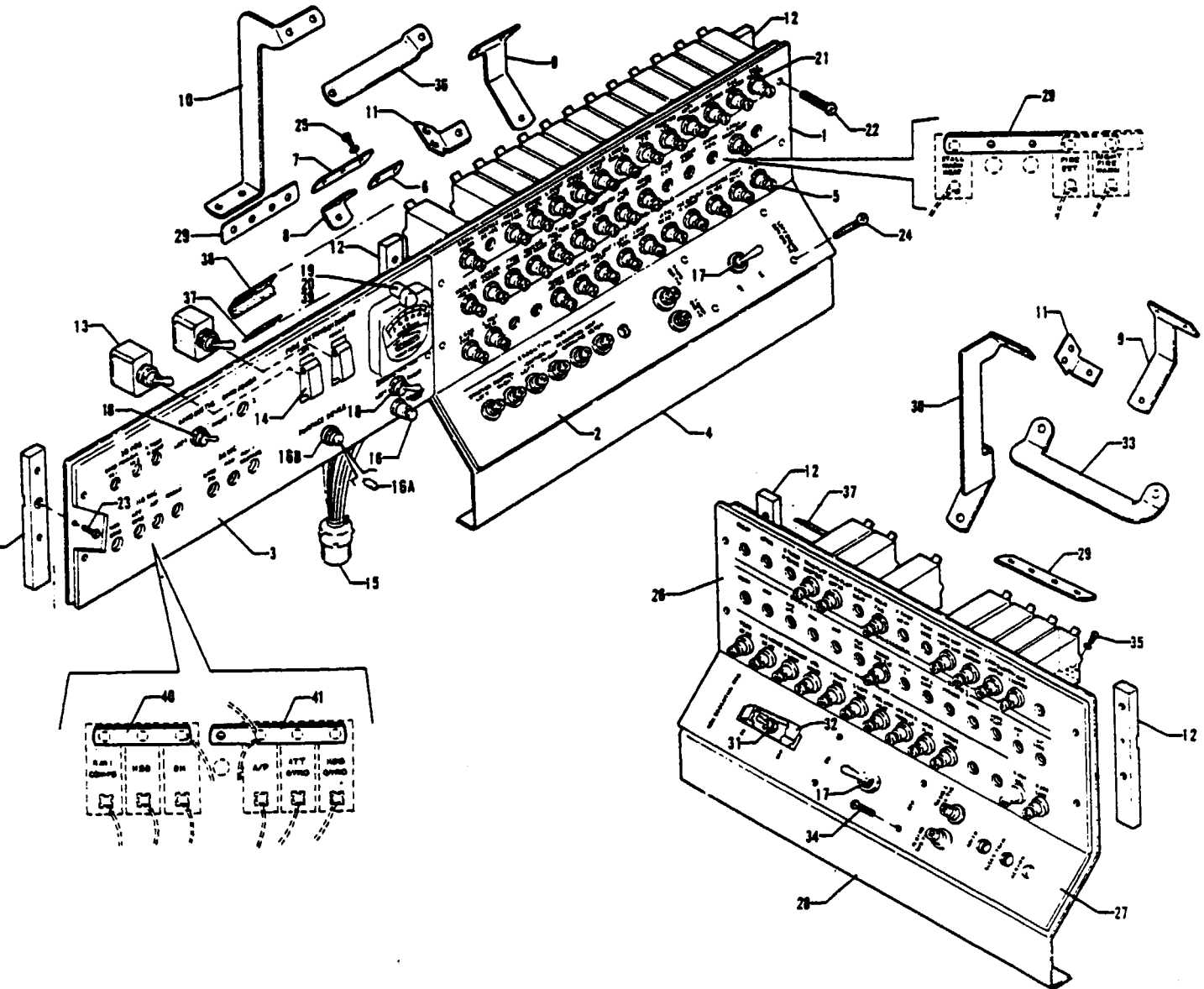


Figure 129. Switch and Circuit Breakers System Installation
(PA-31T - Serial Nos. 31T-7400002 to 31T-7720007 inclusive)

PIPER PARTS CATALOG

CODE EXPLANATIONS FOR FIGURE 129

- A - Used if AltiMatic M-4D, F/D AutoPilot is installed.
- B - Used if Sperry AutoPilot F/D (SPZ-200) is installed.

PIPER PARTS CATALOG

Figure and Index Number	Part Number	Code	NOMENCLATURE	No. Req.	SERIAL NUMBERS AFFECTED
129-	50750		DRAWING - Switch and Circuit Protectors System Installation (Left)		
	50740		DRAWING - Switch and Circuit Protectors System Installation (Right)		
-1	48179-31		PANEL ASSEMBLY - Electroluminescent, circuit protector, left, upper	1	31T-7400002 to 31T-7520043 incl
	48179-40		PANEL ASSEMBLY - Electroluminescent, circuit protector, left, upper	1	31T-7620001 and up
	48814-06	B	PANEL ASSEMBLY - Electroluminescent, circuit protector, left, upper	1	31T-7520029 and up
-2	48179-30		PANEL ASSEMBLY - Electroluminescent, circuit protector, left, lower	1	
-3	48179-17		PANEL ASSEMBLY - Electroluminescent accessory	1	31T-7400002 to 31T-7400008 incl
	48179-27		PANEL ASSEMBLY - Electroluminescent accessory	1	31T-7400009 and up
	48179-18	A	PANEL ASSEMBLY - Electroluminescent accessory	1	31T-7400002 to 31T-7400008 incl
	48179-28	A	PANEL ASSEMBLY - Electroluminescent accessory	1	31T-7400009 and up
	48814-05	B	PANEL ASSEMBLY - Electroluminescent accessory	1	31T-7520029 and up
-4	50725-02		PANEL - Circuit protector and optional accessory, left	1	31T-7400002 to 31T-7400008 incl
	51780-02		PANEL - Circuit protector and optional accessory, left	1	31T-7400009 and up
	51780-03	B	PANEL - Circuit protector and optional accessory, left	1	
-5	454 694		CIRCUIT BREAKER - (PS50120-3-23) 2 amp	AR	
	454 656		CIRCUIT BREAKER - (PS50120-3-7) 5 amp	AR	
	454 657		CIRCUIT BREAKER - (PS50120-3-12) 10 amp	AR	
	454 658		CIRCUIT BREAKER - (PS50120-3-14) 15 amp	AR	
	454 659		CIRCUIT BREAKER - (PS50120-3-16) 20 amp	AR	
	454 660		CIRCUIT BREAKER - (PS50120-3-17) 25 amp	AR	
	454 695		CIRCUIT BREAKER - (PS50120-3-24) 3 amp	AR	
	454 662		CIRCUIT BREAKER - (PS50120-3-25) 50 amp	AR	
	454 842		CIRCUIT BREAKER - (PS50120-4-20) 5 amp	AR	
-6	31506-02		BAR - Bus (3/4-in between-holes)	AR	
-7	31506-06		BAR - Bus (3/4 in between holes, 3 holes)	AR	
-8	31508-00		ANGLE - Bus bar	1	
-9	50723-00		LINK - Bus bar	2	
-10	51047-00		LINK - Bus bar	1	
-11	51144-00		LINK - Bus bar	2	
-12	50744-00		BLOCK - Spacer	5	
-13	487 860		SWITCH - Engine fire extinguisher (2FA54-73)	2	
-14	463 600		GUARD - Fire extinguisher switch (8497K1)	2	
-15	51308-03		SWITCH ASSEMBLY - Ammeter select	1	
-16	588 038		* SWITCH - (PB1-128)	1	
-16a	472 028		BULB - (PS10008-327)	1	
-16b	472 818		LIGHT ASSEMBLY - (801-1030-0334-504) Less bulb	1	
-17	587 987		SWITCH - (8782K11)	2	
-18	587 802		SWITCH - (2GL54073)	2	
-19	472 742		LIGHT ASSEMBLY - Bolt (Glar-Ban P-65-3-CW-28)	1	
-20	472 028		* BULB - Bolt light	1	
-21	477 740		NUT - Drilled (55008A)	128	
-22	415 522		SCREW - (MS3506-232)	12	
	407 582		WASHER - (AN960-6L)	12	
-23	414 509		SCREW - (MS24893-S29)	3	
-24	415 520		SCREW - (MS35206-230)	4	
-25	415 533		SCREW - (MS35206-243)	41	
	407 099		WASHER - (MS35338-99)	41	

When ordering, always specify Part Number, Description and Serial Number of Aircraft

PIPER PARTS CATALOG

Figure and Index Number	Part Number	Code	NOMENCLATURE	No. Req.	SERIAL NUMBERS AFFECTED
129-26	48179-35		PANEL ASSEMBLY - Electroluminescent, circuit protector, right, upper	1	31T-7400002 to 31T-7620007 incl.
	48179-38		PANEL ASSEMBLY - Electroluminescent, circuit protector, right, upper	1	31T-7620008 and up
-27	48179-33		PANEL ASSEMBLY - Electroluminescent, circuit protector, right, lower	1	
-28	50718-00		PANEL - Circuit protector mounting, right	1	
-29	31506-04		BAR - Bus (3/4 in. between holes, 4 holes)	AR	
-30	50808-00		LINK - Bus bar	1	
-31	587 800		SWITCH - (8784K6)	1	
-32	483 804		GUARD - Switch (8497K2)	1	
-33	50764-00		LINK - Bus bar	1	
-34	411 532		SCREW - (MS35207-283)	4	
-35	415 532		SCREW - (MS35206-242)	3	
	407 089		WASHER - (MS35338-89)	3	
-36	51307-00		LINK - Bus bar	1	
-37	44683-04		STRIP - Rubber	3	
-38	44683-05		STRIP - Rubber	1	
-39	494 852		WIRE AND NUT ASSEMBLY - Bolt lite (P-65-2)	1	
-40	51980-02		BAR - Bus (3 holes)	1	
-41	51980-03		BAR - Bus (4 holes)	1	

When ordering, always specify Part Number, Description and Serial Number of Aircraft

PIPER PARTS CATALOG

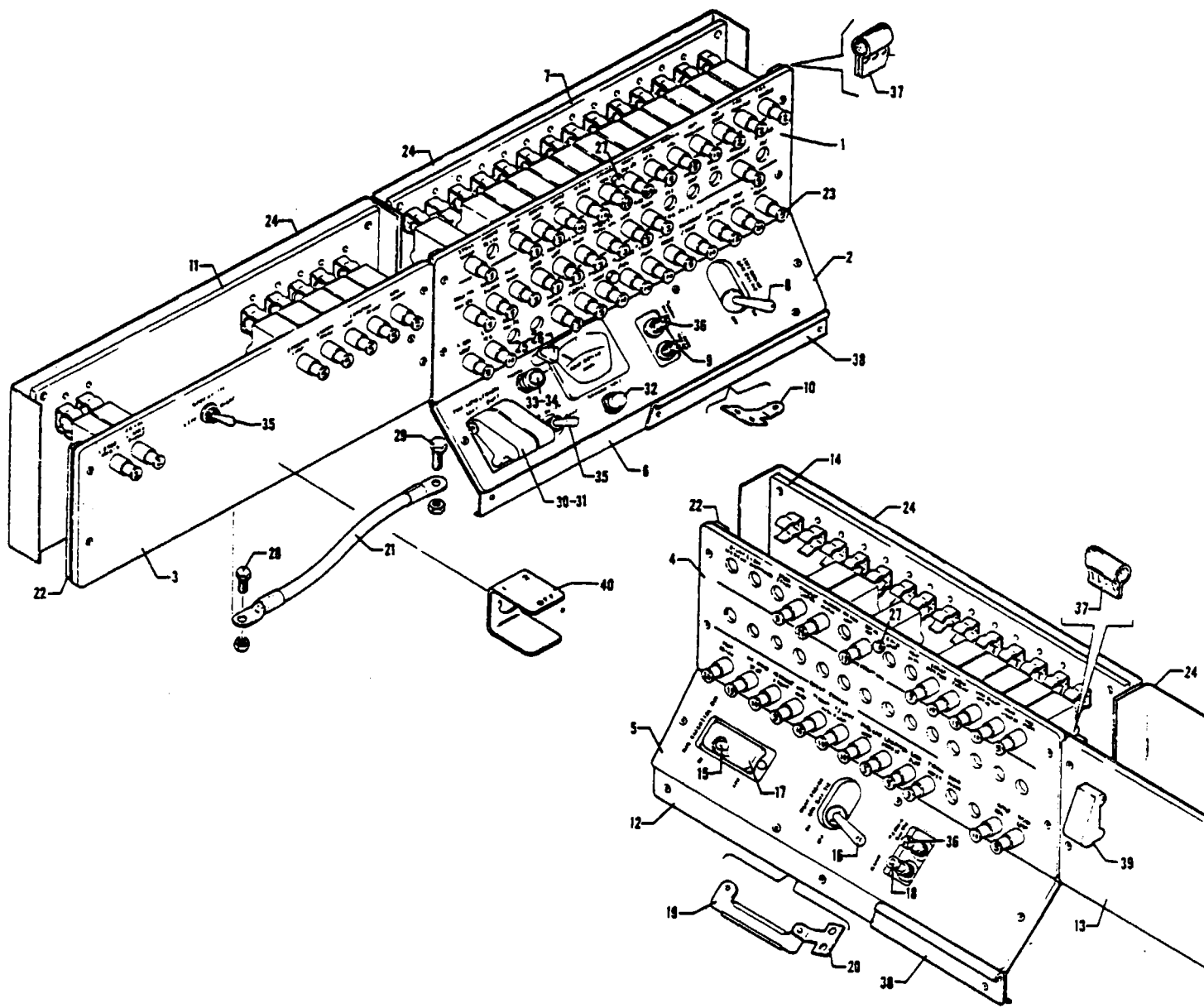


Figure 129A Switch and Circuit Breakers System Installation
(PA-31T - Serial Nos. 31T-7720008 to 31T-8020092 inclusive)
(PA-31T1 - Serial Nos. 31T-7804001 to 31T-8004057 inclusive)

PIPER PARTS CATALOG

CODE EXPLANATIONS FOR FIGURE 129A

- A - Used on PA-31T with serial numbers 31T-7720008 to 31T-8020092 inclusive, and PA-31T1 with serial numbers 31T-7804001 to 31T-8004057 inclusive
- B - Used on PA-31T with serial numbers 31T-7820001 and up, and PA-31T1.
- C - Used if Altimatec M-4D, F/D Autopilot is installed on PA-31T
- D - Used if Sperry Autopilot F/D (SPZ-200) is installed on PA-31T
- E - Used if King Autopilot F/D (KFC-250) is installed on PA-31T1
- F - Used on PA-31T with serial numbers 31T-7820067, 31T-7920001 to 31T-7920052 inclusive, 31T-7920054 to 31T-7920094 inclusive, and PA-31T1 with serial numbers 31T-7904001 to 31T-7904057 inclusive.
- G - Used on PA-31T with serial numbers 31T-7400002 to 31T-7820066 inclusive, 31T-7820068 to 31T-7820092 inclusive, and PA-31T1 with serial numbers 31T-7804001 to 31T-7804011 inclusive.
- H - Used on PA-31T with serial numbers 31T-7720008 to 31T-7820062 inclusive, and PA-31T1 with serial numbers 31T-7804001 to 31T-7804003 inclusive
- J - Used on PA-31T with serial numbers 31T-7820063 and up, and PA-31T1 with serial numbers 31T-7804004 and up
- K - Used on PA-31T with serial numbers 31T-7720008 to 31T-7920052 inclusive, and PA-31T1 with serial numbers 31T-7804001 to 31T-7904022 inclusive.
- L - Used on PA-31T with serial numbers 31T-7920053 and up, and PA-31T1 with serial numbers 31T-7904023 and up
- M - Used on PA-31T1 only
- N - Used on PA-31T with serial numbers 31T-7720008 to 31T-7920052 inclusive, 31T-7920054 to 31T-7920094 inclusive, and PA-31T1 with serial numbers 31T-7804001 to 31T-7904057 inclusive
- O - Used on PA-31T with serial numbers 31T-7920053, 31T-8020001 and up, and PA-31T1 with serial numbers 31T-8004001 and up
- P - Used on PA-31T with serial numbers 31T-7720064 and up, and PA-31T1 Also used on PA-31T with serial numbers 31T-7720013 to 31T-7720063 inclusive if switch guard has been installed per Service Letter No 847
- Q - Used on PA-31T if Sperry Autopilot F/D (SPZ-200A) is installed
- R - Used if engine compartment fire extinguisher is installed.
- S - Used on PA-31T with serial numbers 31T-7820001 to 31T-7920052 inclusive, 31T-7920054 to 31T-7920094 inclusive
- T - Used on PA-31T only
- U - Used on PA-31T if King Autopilot F/D (KFC-300) is installed
- V - Used on PA-31T1 with serial numbers 31T-7804001 to 31T-7904057 if switch guard has been installed per Service Bulletin No 660
- W - Used if Sperry Autopilot F/D (SPZ-200) is installed on PA-31T with serial numbers 31T-7400002 to 31T-8020038 inclusive, or if King Autopilot F/D (KFC-250) is installed on PA-31T1 with serial numbers 31T-7804001 to 31T-8004057 inclusive

PIPER PARTS CATALOG

Figure and Index Number	Part Number	Code	NOMENCLATURE	No. Req.	SERIAL NUMBERS AFFECTED
129A-	55200	N	DRAWING - Switch and Circuit Protectors System Installation (Left)		
	29220	O	DRAWING - Switch and Circuit Protectors Installation (Left)		
	55300	N	DRAWING - Switch and Circuit Protectors System Installation (Right)		
	29230	O	DRAWING - Switch and Circuit Protectors Installation (Right)		
-1	48179-42	T	PANEL ASSEMBLY - Electroluminescent, circuit breaker, left, upper	1	31T-7720008 to 31T-7720069 incl
	48179-64	S,T	PANEL ASSEMBLY - Electroluminescent, circuit breaker, left, upper	1	
	48179-67	M	PANEL ASSEMBLY - Electroluminescent, circuit breaker, left, upper	1	31T-7804001 to 31T-7904057 incl
	48179-71	R,T	PANEL ASSEMBLY - Electroluminescent, circuit breaker, left, upper	1	31T-7920053, 31T-8020001 and up
	48179-72	M,R	PANEL ASSEMBLY - Electroluminescent, circuit breaker, left, upper	1	31T-8004001 and up
	48179-80	T	PANEL ASSEMBLY - Electroluminescent, circuit breaker, left, upper	1	31T-7920053, 31T-8020001 and up
	48179-81	M	PANEL ASSEMBLY - Electroluminescent, circuit breaker, left, upper	1	31T-8004001 and up
-2	48179-44	K	PANEL ASSEMBLY - Electroluminescent, circuit breaker, left, lower	1	
	48179-74	L	PANEL ASSEMBLY - Electroluminescent, circuit breaker, left, lower	1	
-3	48179-43		PANEL ASSEMBLY - Electroluminescent accessory	1	
	48179-45	C	PANEL ASSEMBLY - Electroluminescent accessory	1	31T-7720008 to 31T-7920094 incl
	48179-75	C	PANEL ASSEMBLY - Electroluminescent accessory	1	31T-8020001 to 31T-8020092 incl.
	80546-02	D	PANEL ASSEMBLY - Electroluminescent accessory	1	31T-7720008 to 31T-7920094 incl.
	48179-76	D	PANEL ASSEMBLY - Electroluminescent accessory	1	31T-8020001 to 31T-8020038 incl
	48179-68	E	PANEL ASSEMBLY - Electroluminescent accessory	1	31T-7804001 to 31T-7904013 incl
	48814-07	E	PANEL ASSEMBLY - Electroluminescent accessory	1	31T-7904014 to 31T-7904057 incl.
	48179-77	E	PANEL ASSEMBLY - Electroluminescent accessory	1	31T-8004001 to 31T-8004057 incl
	48814-08	U	PANEL ASSEMBLY - Electroluminescent accessory	1	31T-8020001 to 31T-8020092 incl
	48179-83	Q	PANEL ASSEMBLY - Electroluminescent accessory	1	31T-8020039 to 31T-8020092 incl
-4	48179-46	G	PANEL ASSEMBLY - Electroluminescent, circuit breaker, right, upper	1	
	48179-69	F	PANEL ASSEMBLY - Electroluminescent, circuit breaker, right, upper	1	
	48179-70	O	PANEL ASSEMBLY - Electroluminescent, circuit breaker, right, upper	1	
-5	48179-47	K	PANEL ASSEMBLY - Electroluminescent, circuit breaker, right, lower	1	
	48179-73	L	PANEL ASSEMBLY - Electroluminescent, circuit breaker, right, lower	1	
-6	54958-04		PLATE ASSEMBLY - Circuit breaker, left, Sta. 100 to Sta. 123	1	
	54958-05	W	PLATE ASSEMBLY - Circuit breaker, left, Sta. 100 to Sta. 123	1	
-7	55131-02		PLATE ASSEMBLY - Circuit breaker mounting, left, Sta. 100 to Sta. 111.50	1	
-8	587 987		* SWITCH - (8782K11)	1	
-9	454 857		* CIRCUIT BREAKER - (PS50120-3-12) 10 amp	1	
-10	51144-00		* LINK - Bus bar	1	

When ordering, always specify Part Number, Description and Serial Number of Aircraft

PIPER PARTS CATALOG

Figure and Index Number	Part Number	Code	NOMENCLATURE	No. Req.	SERIAL NUMBERS AFFECTED
129A-11	55132-02		PLATE ASSEMBLY - Circuit breaker mounting, left. Sta 111 50 to Sta 123	1	
	55840-02	W	PLATE ASSEMBLY - Circuit protector mounting, left. Sta 111 50 to Sta. 123	1	
	55840-03	Q	PLATE ASSEMBLY - Circuit breaker mounting, left. Sta 111 50 to Sta 123	1	31T-8020039 to 31T-8020092 incl
-12	55204-03		PLATE - Circuit breaker, right, Sta 100 to Sta 123	1	
-13	55239-02		PLATE - Cover (Plexiglass)	1	
-14	55155-02		PLATE ASSEMBLY - Circuit breaker mounting, right. Sta 100 to Sta 111 50	1	
-15	587 800		* SWITCH - (8784K6)	1	
-16	587 987		* SWITCH - (878K11)	1	
-17	463 804		* GUARD - (8497K2)	1	
-18	454 657		* CIRCUIT BREAKER - (PS50120-3-12) 10 amp	1	
-19	50764-00	T	* LINK - Bus bar	1	31T-7720008 to 31T-7720069 incl
	50764-02	B	* LINK - Bus bar	1	
-20	51144-00		* LINK - Bus bar	1	
-21	50738-31		CABLE ASSEMBLY - Bus connector, left	1	
-22	55602-02	H	BLOCK - Spacer	6	
	55602-04	J	BLOCK - Spacer	6	
-23	454 689		CIRCUIT BREAKER - (PS50120-3-33) Plug-in, 1 amp	AR	
	454 687		CIRCUIT BREAKER - (PS50120-3-31) Plug-in, 2 amp	AR	
	454 688		CIRCUIT BREAKER - (PS50120-3-32) Plug-in, 3 amp	AR	
	454 682		CIRCUIT BREAKER - (PS50120-3-26) Plug-in, 5 amp	AR	
	454 722		CIRCUIT BREAKER - (PS50120-3-35) Plug-in, 7 5 amp	AR	
	454 683		CIRCUIT BREAKER - (PS50120-3-27) Plug-in, 10 amp	AR	
	454 684		CIRCUIT BREAKER - (PS50120-3-28) Plug-in, 15 amp	AR	
	454 685		CIRCUIT BREAKER - (PS50120-3-29) Plug-in, 20 amp	AR	
	454 686		CIRCUIT BREAKER - (PS50120-3-30) Plug-in, 25 amp	AR	
	454 696		CIRCUIT BREAKER - (819-235-102) Plug-in, 35 amp	AR	
-24	49167-04		SHEET - Rubber	4	
-25	472 742		LIGHT ASSEMBLY - Bolt (Glar-Ban P-65-3-CW-28)	1	
-26	472 028		* BULB - Bolt light	1	
-27	414 506		SCREW - (MS24693-S26)	4	
	477 825		NUT - Cap (6-32 black)	4	
-28	400 002		BOLT - (AN4-5A)	1	
	404 835		NUT - (MS20364-1032C)	1	
-29	400 003		BOLT - (AN4-6A)	1	
	404 888		NUT - (MS20365-428C)	1	
-30	487 860		SWITCH - Engine fire extinguisher (2FA54-73)	2	
-31	463 800		GUARD - Fire extinguisher switch (8497K1)	2	
-32	588 038		SWITCH - (PB1-126)	1	
-33	472 028		BULB - (PS10008-327)	1	
-34	472 818		LIGHT ASSEMBLY - (801-1030-0334-504) Less bulb	1	
-35	587 802		SWITCH - (2GL54-73)	2	
-36	454 662		CIRCUIT BREAKER - (PS50120-3-25) 50 amp	2	
-37	80044-12		WELT ASSEMBLY - Vinyl	3	
-38	55918-02		STRIP - Retainer, access panel	2	
-39	49196-03	P	GUARD - Switch, avionics emergency bus power	1	
-40	29321-02	V	GUARD - Gyro inverter power switch	1	

When ordering, always specify Part Number, Description and Serial Number of Aircraft

PIPER PARTS CATALOG

THIS PAGE INTENTIONALLY LEFT BLANK

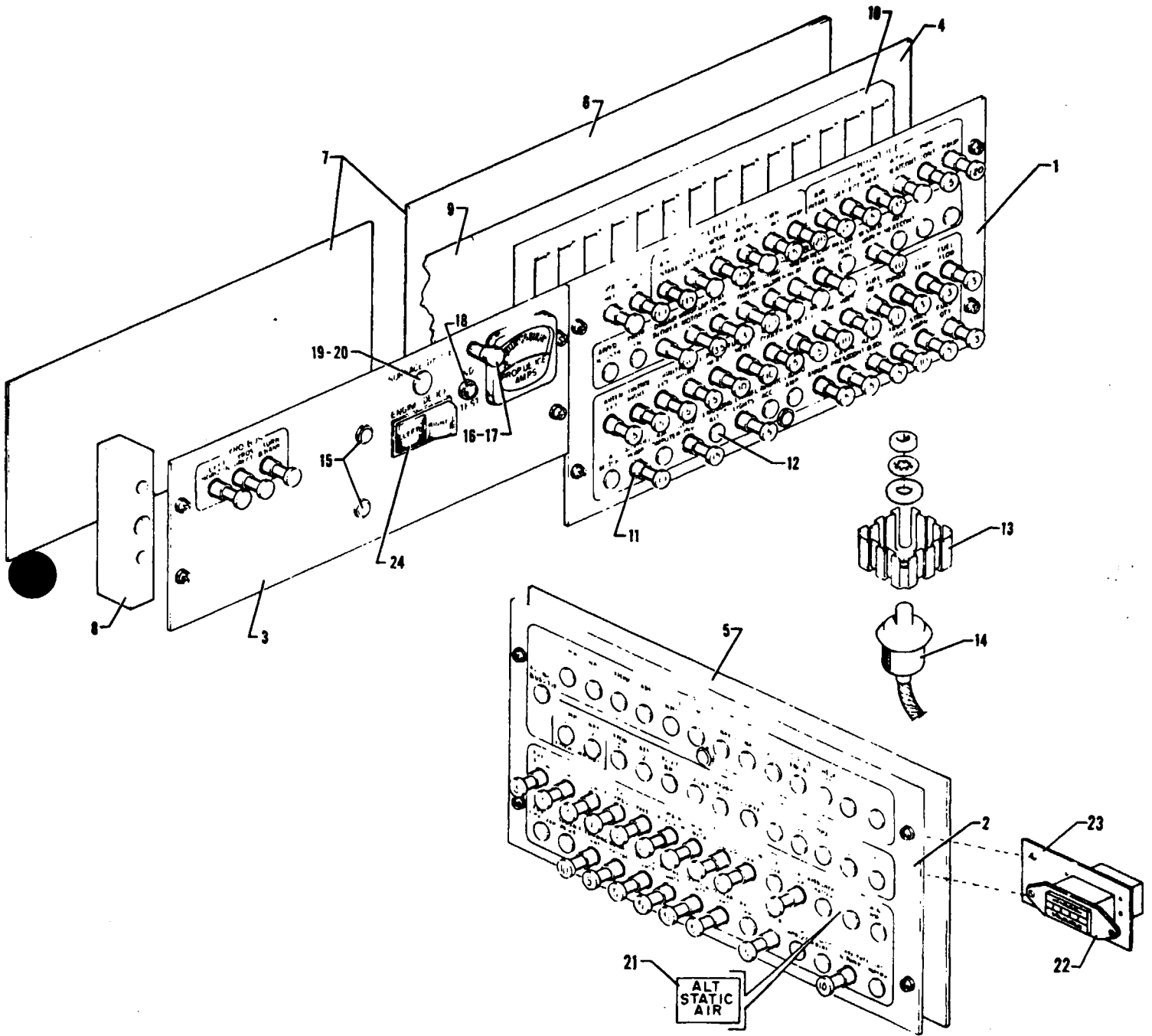


Figure 129B Circuit Breakers System Installation
(See Code "A")

PIPER PARTS CATALOG

CODE EXPLANATIONS FOR FIGURE 129B

- A - Used on PA-31T with serial numbers 31T-812001 and up, PA-31T1 with serial numbers 31T-8104001 to 31T-8304003 inclusive, 31T-1104004 and up, and PA-31T2
- B - Used on PA-31T only
- C - Used on PA-31T1 only
- D - Used on PA-31T2 only
- E - Used on PA-31T with serial numbers 31T-812001 to 31T-8120048 inclusive, PA-31T1 with serial numbers 31T-8104001 to 31T-8104052 inclusive, and PA-31T2 with serial numbers 31T-8166001 to 31T-8166010 inclusive
- F - Used on PA-31T with serial numbers 31T-8120049 and up, PA-31T1 with serial numbers 31T-8104053 to 31T-8304003 inclusive, 31T-1104004 and up, and PA-31T2 with serial numbers 31T-8166011 to 31T-8166076 inclusive, 31T-1166001 and up
- G - Used on PA-31T Also used on PA-31T1 with serial numbers 31T-8104001 to 31T-8104101 inclusive
- H - Used on PA-31T with serial numbers 31T-812001 and up, PA-31T1 with serial numbers 31T-8104001 to 31T-8104101 inclusive, and PA-31T2
- J - Used if Butler Cargo Pod is installed
- K - Used on PA-31T1 with serial numbers 31T-8304001 to 31T-8304003 inclusive, 31T-1104004 and up
- L - Used on PA-31T1 with serial numbers 31T-8304001 to 31T-8304003 inclusive, 31T-1104004 and up, and PA-31T2 with serial numbers 31T-1166001 and up

PIPER PARTS CATALOG

Figure and Index Number	Part Number	Code	NOMENCLATURE	No. Req.	SERIAL NUMBERS AFFECTED
129B-	29450 01450 29936	G K D	DRAWING - Circuit Breaker System Installation DRAWING - Circuit Breaker System Installation DRAWING - Circuit Breaker System Installation		
-1	80858-02 80950-03 80870-02	G K D	PANEL ASSEMBLY - Electroluminescent, circuit protector, left PANEL ASSEMBLY - Electroluminescent, circuit protector, left PANEL ASSEMBLY - Electroluminescent, circuit protector, left	1 1 1	
-2	80859-02 80859-03 80869-02	G K D	PANEL ASSEMBLY - Electroluminescent, circuit protector, right PANEL ASSEMBLY - Electroluminescent, circuit protector, right PANEL ASSEMBLY - Electroluminescent, circuit protector, right	1 1 1	
-3	80838-02 80936-02	H K	PANEL ASSEMBLY - Electroluminescent, circuit protector, left, aft PANEL ASSEMBLY - Electroluminescent, circuit protector, left, aft	1 1	
-4	29371-02 29371-03	B,C D	PLATE ASSEMBLY - Circuit protector mounting, left, forward PLATE ASSEMBLY - Circuit protector mounting, left, forward	1 1	
-5	29372-02		PLATE ASSEMBLY - Circuit protector mounting, right	1	
-6	49964-02		PLATE - Insulator, left and right (Phenolic)	2	
-7	49167-02		SHEET - Rubber	3	
-8	29383-03 29383-03 01288-02 29383-03 29383-03 01288-02 29383-02 29383-02 55602-02 55602-05 55602-02	B,C G K D D D B,C D B,C B,C D	BLOCK - Spacer, Sta 100 left and right BLOCK - Spacer, Sta 111 5, right BLOCK - Spacer, Sta 111 5, right BLOCK - Spacer, Sta 87 5 right, Sta 76 left and right BLOCK - Spacer, Sta 87 5, right BLOCK - Spacer, Sta 87 5, right BLOCK - Spacer, Sta 111 5, left BLOCK - Spacer, Sta 87 5, left BLOCK - Spacer, Sta 123, left (50" thick) BLOCK - Spacer, Sta 123, left (75" thick) BLOCK - Spacer, Sta 99, left	2 1 1 3 1 1 1 1 1 1 1	31T-8166001 to 31T-8166076 incl 31T-1166001 and up
-9	29453-02 82042-02	E F	PLATE ASSEMBLY - Circuit protector mounting, aft, left PLATE ASSEMBLY - Circuit protector mounting, aft, left	1 1	
-10	55566-02		RETAINER - Circuit protector (24" long)	AR	
-11	454 722 454 682 454 683 454 684 454 685 454 687 454 688 454 689 454 696 453 474		CIRCUIT PROTECTOR - (PS50120-3-35) 7 5 amp CIRCUIT PROTECTOR - (PS50120-3-26) 5 amp CIRCUIT PROTECTOR - (PS50120-3-27) 10 amp CIRCUIT PROTECTOR - (PS50120-3-28) 15 amp CIRCUIT PROTECTOR - (PS50120-3-29) 20 amp CIRCUIT PROTECTOR - (PS50120-3-31) 2 amp CIRCUIT PROTECTOR - (PS50120-3-32) 3 amp CIRCUIT PROTECTOR - (PS50120-3-33) 1 amp CIRCUIT PROTECTOR - (819-235-102) 35 amp CIRCUIT PROTECTOR - (819-230-102) 30 amp	AR AR AR AR AR AR AR AR AR AR	
-12	581 657		PLUG - Hole (P-437)	AR	
-13	464 426		HEAT SINK - (UP-DO8B)	4	
-14	456 821		DIODE - (ST1630P)	4	
-15	488 590 477 825		THREDSTUD - (77-06-106-13) NUT - Cap (6-32 black)	6 6	

When ordering, always specify Part Number, Description and Serial Number of Aircraft

PIPER PARTS CATALOG

Figure and Index Number	Part Number	Code	NOMENCLATURE	No. Req.	SERIAL NUMBERS AFFECTED
129B - 16	472 742	H	LIGHT ASSEMBLY - Bolt (Glar-Ban P-65-3-CW-28)	1	
-17	472 028	H	* BULB - Bolt light	1	
-18	588 038	H	SWITCH - Ground test (PBI-126)	1	
-19	472 028	H	BULB - (PS10008-327)	1	
-20	472 818	H	LIGHT ASSEMBLY - Surface de-ice (801 -1030-0334-504)	1	
-21	81040-02	D,J	PLACARD - Alternate static air	1	
-22	51006-00	L	ENGINE HOUR METER	1	
-23	02186-02	L	BRACKET ASSEMBLY - Hour meter mounting	1	
-24	47664-15	A	SWITCH - Engine de-ice	1	

When ordering, always specify Part Number, Description, and Serial Number of Aircraft

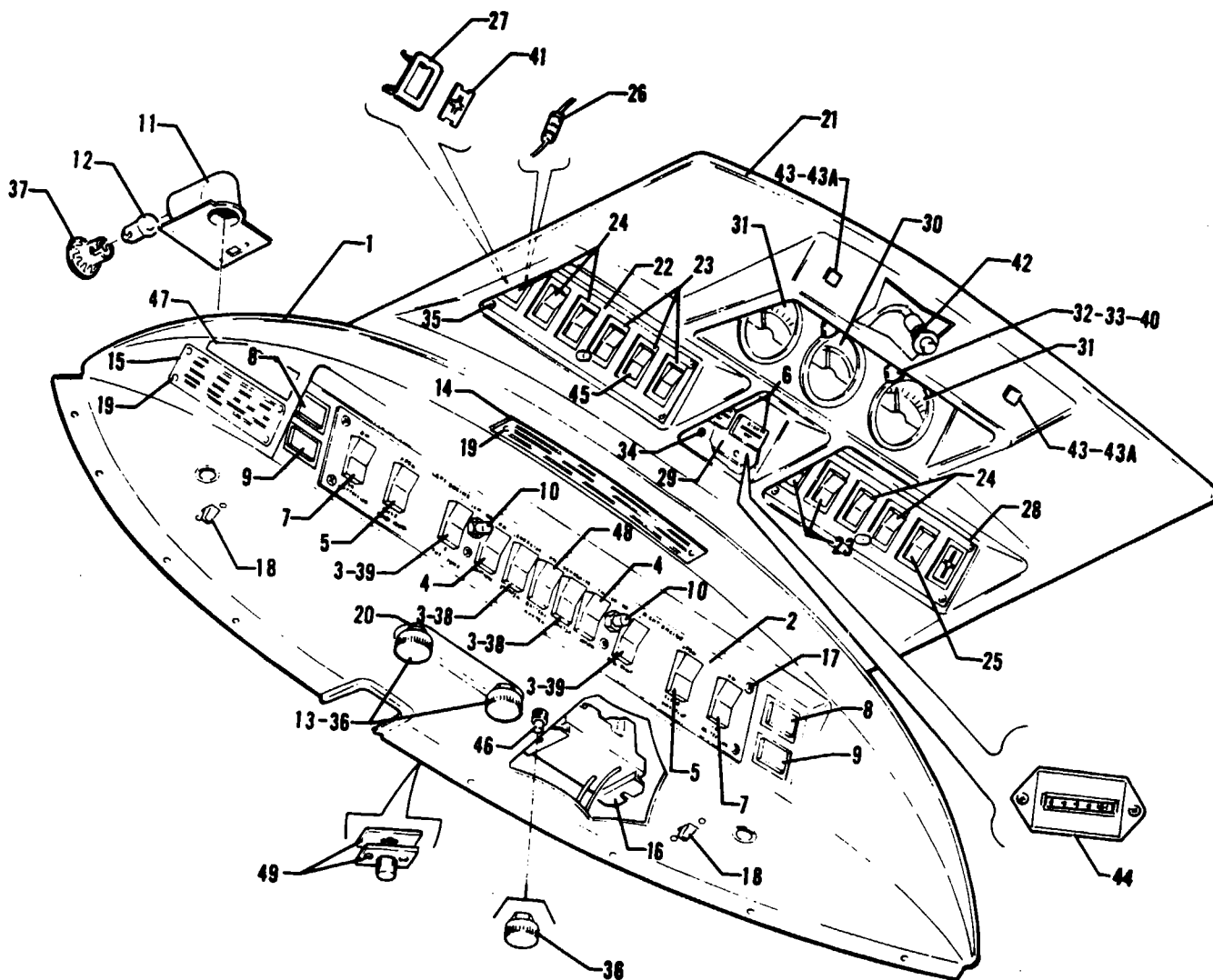


Figure 130 Overhead Switch Panel Installation
 (PA-31T - Serial Nos. 31T-7400002 to 31T-7920052 inclusive,
 31T-7920054 to 31T-7920094 inclusive)
 (PA-31T1 - Serial Nos. 31T-7804001 to 31T-7904057 inclusive)

REVISED: MARCH 1982

PIPER PARTS CATALOG

CODE EXPLANATIONS FOR FIGURE 130

- A - Used on PA-31T with serial numbers 31T-7400002 to 31T-7920052 inclusive, 31T-7920054 to 31T-7920094 inclusive, and PA-31T1 with serial numbers 31T-7804001 to 31T-7904057 inclusive.
- B - Used on PA-31T with serial numbers 31T-7720008 to 31T-7920052 inclusive, 31T-7920054 to 31T-7920094 inclusive, and PA-31T1 with serial numbers 31T-7804001 to 31T-7904057 inclusive.
- C - Used on PA-31T with serial numbers 31T-7820001 to 31T-7920052 inclusive, 31T-7920054 to 31T-7920094 inclusive, and PA-31T1 with serial numbers 31T-7804001 to 31T-7904057 inclusive.
- D - Also order switch cap, P/N 554 289, if starter/generator switch is being installed or switch cap, P/N 554 288, if fuel pump switch is being installed.
- E - When ordering, specify color white or beige.
- F - Used if fin tip ground recognition beacon is installed. Used on PA-31T with serial numbers 31T-7920021 to 31T-7920052 inclusive, 31T-7920054 to 31T-7920094 inclusive, and PA-31T1 with serial numbers 31T-7904008 to 31T-7904057 inclusive
- G - Used on PA-31T1 only.
- H - Used on PA-31T with serial numbers 31T-7820001 to 31T-7820092 inclusive, and PA-31T1 with serial numbers 31T-7804001 to 31T-7804011 inclusive
- J - Used on PA-31T with serial numbers 31T-7920001 to 31T-7920052 inclusive, 31T-7920054 to 31T-7920094 inclusive, and PA-31T1 with serial numbers 31T-7904001 to 31T-7904057 inclusive.
- K - Used on PA-31T with serial numbers 31T-7400002 to 31T-7820092 inclusive, and PA-31T1 with serial numbers 31T-7804001 to 31T-7804011 inclusive.
- L - Used on PA-31T only
- M - Used on PA-31T with serial numbers 31T-7400002 to 31T-7920036 inclusive, and PA-31T1 with serial numbers 31T-7804001 to 31T-7904016 inclusive. See Figure 127 if Electroluminescent Panel Power Supply Inverter Replacement Kit 763 929 or Electroluminescent Panel Power Supply Inverter Relocation Kit 763 944 has been installed per Service Bulletin No. 640
- N - Order Limitations Decal part number 80899-02 if airspeed indicator has been modified per Service Letter No 924

PIPER PARTS CATALOG

Figure and Index Number	Part Number	Code	NOMENCLATURE	No. Req.	SERIAL NUMBERS AFFECTED
130-	50786	L	DRAWING - Overhead Switch Panel Assembly, Engine Control		31T-7400002 to 31T-7720007 incl.
	54976	B	DRAWING - Overhead Switch Panel Assembly, Engine Control		
	50783	L	DRAWING - Overhead Meter and Switch Panel Assembly		31T-7400002 to 31T-7720007 incl.
	54980	L	DRAWING - Overhead Meter and Switch Panel Assembly		31T-7720008 to 31T-7720069 incl.
	55662	C	DRAWING - Overhead Meter and Switch Panel Assembly		
-1	48405-06	L,E	PANEL ASSEMBLY - Overhead instrument	1	31T-7400002 to 31T-7720069 incl.
	48405-10	H	PANEL ASSEMBLY - Overhead instrument	1	
-2	48405-12	J	PANEL ASSEMBLY - Overhead instrument	1	
	50791-00		ELECTROLUMINESCENT PANEL - Overhead instrument (558 970)	1	
-3	587 784	D	SWITCH - Starter/generator and fuel pump (2TP1-1)	4	
-4	587 783		SWITCH - Ignition (1TP1-2)	2	
-5	587 787		SWITCH - Oil cooler door (4TP1-7)	2	
-6	46471-13	L	SWITCH - Left generator inoperative	1	31T-7400002 to 31T-7720007 incl.
	46471-14	L	SWITCH - Right generator inoperative	1	31T-7400002 to 31T-7720007 incl.
-7	587 786		SWITCH - Ice protection (4TP1-3)	2	
-8	46471-11	L	SWITCH ASSEMBLY - Oil cooler door open	2	31T-7400002 to 31T-7720069 incl
-9	46471-12	L	SWITCH ASSEMBLY - Ice deflector down	2	31T-7400002 to 31T-7720069 incl.
-10	472 805		LIGHT ASSEMBLY - Overhead panel (102S1-A-STD-FB59)	2	
				2	
-11	47843-00		BRACKET ASSEMBLY - Map light, left	1	
	47843-01		BRACKET ASSEMBLY - Map light, right	1	
-12	472 052		BULB - Map (PS10008-304)	2	
-13	47732-02		DIMMER ASSEMBLY - (456 731)	2	
-14	46495-00		PLACARD - Category (581 533)	1	
-15	80264-02	L	PLACARD - Speed (2200 rpm)	1	31T-7400002 to 31T-7520028 incl.
	80339-02	L	PLACARD - Speed (2200 rpm)	1	31T-7520029 to 31T-7620057 incl.
	80506-02	L	PLACARD - Speed (2200 rpm)	1	31T-7720001 and up
	80659-02	G,N	PLACARD - Speed	1	
	80427-02	L	PLACARD - Speed (2000 rpm)	1	31T-7520034 to 31T-7620057 incl
-16	80507-02	L	PLACARD - Speed (2000 rpm)	1	31T-7720001 and up
-16	467 477	M	INVERTER - (71254-8)	1	
-17	515 710		SCREW - (PS10084-44-2)	6	
-18	487 777		SWITCH - Map light (5518)	2	
-19	420 192		RIVET - (MS20470A3-3)	6	
	406 386		NUT - (A1553-01201)	6	
-20	477 764		NUT - (8050-AM)	2	
-21	51255-03	L,E	PANEL - Overhead switch	1	31T-7400002 to 31T-7620010 incl
	51255-05	L	PANEL - Overhead switch, beige	1	31T-7620011 to 31T-7720007 incl.
	51255-10	L	PANEL - Overhead switch, beige	1	31T-7720008 to 31T-7720069 incl
	51255-15	C	PANEL - Overhead switch, beige	1	
-22	47875-00		ELECTROLUMINESCENT PANEL - Light switch	1	
-23	47664-02		SWITCH - (TILA54-1S-WH) (487 772)	AR	
-24	47664-03		SWITCH - (TIGL54-1S-WH) (487 773)	AR	
-25	47664-08		SWITCH - (TIGL5E-1S-WH) (587 919)	1	
-26	484 434		RESISTOR - (500 ohm, 1 watt)	1	
-27	453 424		BRACKET - "F", narrow snap-in	AR	
-28	50774-00		ELECTROLUMINESCENT PANEL - Light switch	1	
-29	50726-00	L	PLATE ASSEMBLY - Light mounting	1	31T-7400002 to 31T-7720007 incl
-30	51051-00		INDICATOR - Electrical system monitor	1	
-31	51060-00		INSTRUMENT - Ammeter	2	
-32	472 742		BOLT LIGHT - (Glar-Ban) (P-65-3-CW-28)	3	
-33	472 028		* BULB - Bolt light	1	
-34	415 520		SCREW - (MS35206-230) Dull black nickel	13	

When ordering, always specify Part Number, Description and Serial Number of Aircraft

PIPER PARTS CATALOG

Figure and Index Number	Part Number	Code	NOMENCLATURE	No. Req.	SERIAL NUMBERS AFFECTED
130-35	415 686		SCREW - (4-40 x 3/8 Round head black nickel)	8	
	407 132		WASHER - (AN936-A-4)	8	
	404 596		NUT - (MS20341-4S)	8	
-36	571 139		KNOB - Flanged (5FF-2B2)	2	
	571 139	J	KNOB - Flanged (5FF-2B2)	3	
-37	487 144		SOCKET - Plug button (12-240)	2	
-38	554 289		CAP - Switch, starter/generator (12PA5-Y), yellow	2	
-39	554 288		CAP - Switch, fuel pump (12PA5-R), red	2	
-40	494 652		WIRE AND NUT ASSEMBLY - Bolt light (P-65-2)	3	
-41	32510-00		COVER - Switch	AR	
-42	46987-00		SWITCH ASSEMBLY - Dome light	1	
-43	587 967		SWITCH - Belt and smoking lights (SC2CXL191 -96)	2	
-43a	758 569		* BULB	1	
-44	51006-00	C	ENGINE HOUR METER	1	
-45	47664-11	F	SWITCH - (TIGM54-1F-WH) (588 098)	1	
-46	49836-02	J	POTENTIOMETER - Overhead panel	1	
-47	80699-02	G	PLACARD - Seventh seat loading warning	1	31T-7804001 to 31T-7904057 incl
-48	587 783	K	SWITCH - Master (1TP1-2)	1	
	588 151	J	SWITCH - Master (1TP1-3)	1	
-49	489 439	J	TRANSISTOR - (2N6282)	1	
	467 149	J	WAFER - Insulating (170 DC)	1	
	179 878	J	ADHESIVE - (152-1-1) 1 oz kit	1	

When ordering, always specify Part Number, Description, and Serial Number of Aircraft

PIPER PARTS CATALOG

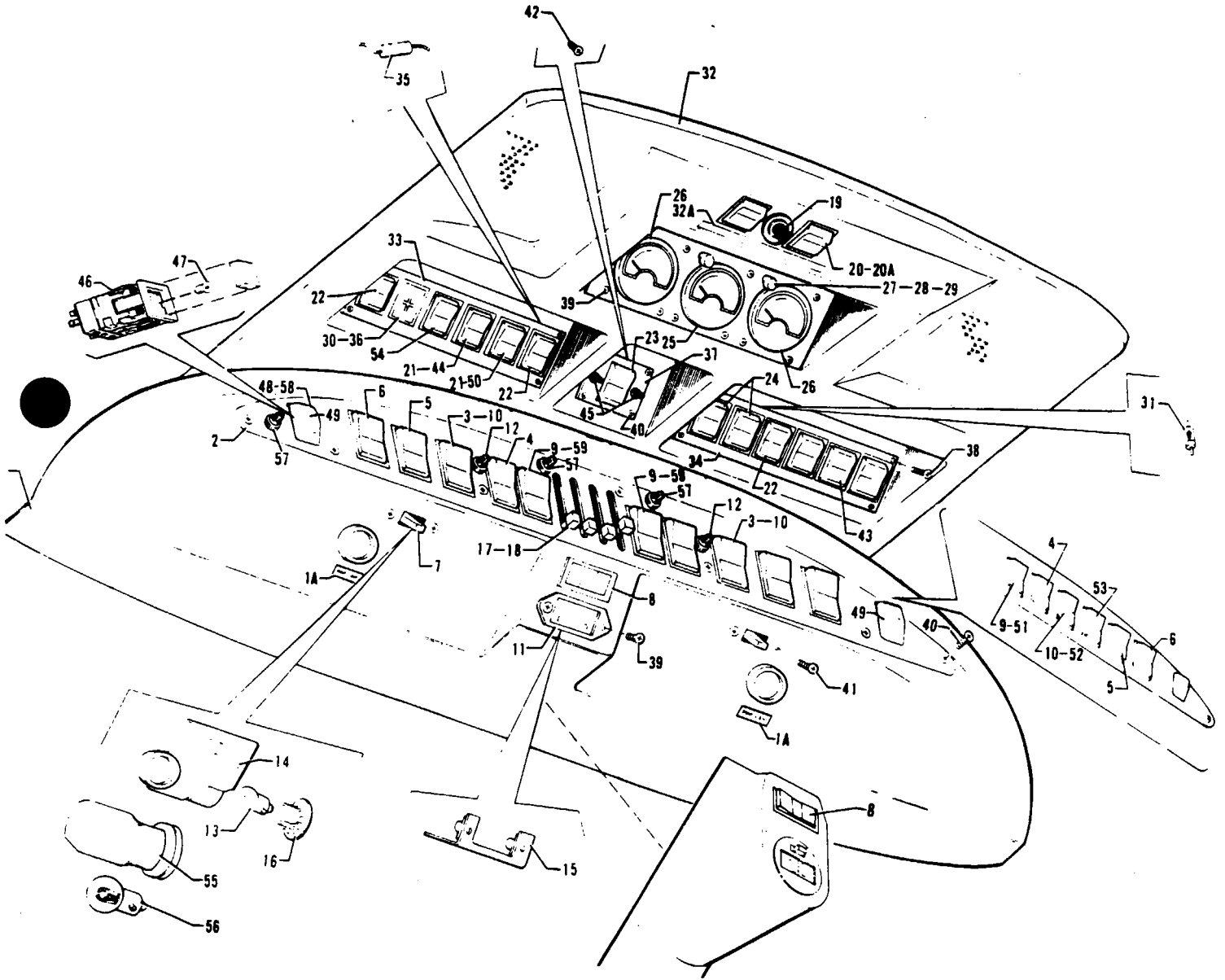


Figure 130A Overhead Switch Panel Installation
(See Code "A")

REVISED DECEMBER 1983

4H9

PA 31T
PA 31T1
PA 31T2

PIPER PARTS CATALOG

CODE EXPLANATIONS FOR FIGURE 130A

- A - Used on PA-31T with serial numbers 31T-7920053, 31T-802001 and up, PA-31T1 with serial numbers 31T-8004001 to 31T-8304003 inclusive, 31T-1104004 and up, and PA-31T2
- B - Used on PA-31T only
- C - Used on PA-31T1 only
- D - Used on PA-31T2 only
- E - Used if Autoignition System is installed
- F - Used if Ground Recognition Beacon is installed
- G - Used on PA-31T with serial numbers 31T-8120001 and up, and PA-31T1 with serial numbers 31T-8104001 to 31T-8104101 inclusive
- H - Also order switch cap, P/N 554 289, if starter/generator switch is being installed or switch cap, P/N 554 288, if fuel pump switch is being installed
- J - Used on PA-31T with serial numbers 31T-7920053, 31T-8020001 to 31T-8020092 inclusive, and PA-31T1 with serial numbers 31T-8004001 to 31T-8004057 inclusive
- K - Used on PA-31T with serial numbers 31T-8120001 and up, PA-31T1 with serial numbers 31T-8104001 to 31T-8304003 inclusive, 31T-1104004 and up, and PA-31T2
- L - Used on PA-31T with serial numbers 31T-7920053, 31T-8020001 and up, PA-31T1 with serial numbers 31T-8004001 to 31T-8304003 inclusive, 31T-1104004 and up, and PA-31T2 with serial numbers 31T-8166001 to 31T-8166032 inclusive, 31T-8166034 to 31T-8166061 inclusive
- M - Used on PA-31T with serial numbers 31T-7920053, 31T-8020001 and up, PA-31T1 with serial numbers 31T-8004001 to 31T-8104101 inclusive, and PA-31T2
- N - Used on PA-31T with serial numbers 31T-7920053, 31T-8020001 to 31T-8120062 inclusive, PA-31T1 with serial numbers 31T-8004001 to 31T-8104068 inclusive, and PA-31T2 with serial numbers 31T-8166001 to 31T-8166043 inclusive
- O - Used on PA-31T with serial numbers 31T-8120063 and up, PA-31T1 with serial numbers 31T-8104069 to 31T-8304003 inclusive, 31T-1104004 and up, and PA-31T2 with serial numbers 31T-8166044 to 31T-8166076 inclusive, 31T-1166001 and up
- P - Used on PA-31T with serial numbers 31T-7920053, 31T-8020001 and up, and PA-31T1 with serial numbers 31T-8004001 to 31T-8104101 inclusive
- Q - Used on PA-31T with serial numbers 31T-8120063 and up, PA-31T1 with serial numbers 31T-8104069 to 31T-8104101 inclusive, and PA-31T2 with serial numbers 31T-8166044 to 31T-8166076 inclusive
- R - Used on PA-31T1 with serial numbers 31T-8304001 to 31T-8304003 inclusive, 31T-1104004 and up
- S - Used on PA-31T with serial numbers 31T-7920053, 31T-8020001 and up, PA-31T1 with serial numbers 31T-8004001 to 31T-8104101 inclusive, and PA-31T2 with serial numbers 31T-8166001 to 31T-8166076 inclusive
- T - Used on PA-31T1 with serial numbers 31T-8304001 to 31T-8304003 inclusive, 31T-1104001 and up, and PA-31T2 with serial numbers 31T-1166001 and up
- U - Used on PA-31T1 with serial numbers 31T-8304001 to 31T-8304003 inclusive, 31T-1104004 to 31T-1104007 inclusive

PIPER PARTS CATALOG

Figure and Index Number	Part Number	Code	NOMENCLATURE	No. Req.	SERIAL NUMBERS AFFECTED
130A-	49615	J	DRAWING - Overhead Switch Panel Assembly		
	29438	G	DRAWING - Overhead Switch Panel Assembly		
	01375	R	DRAWING - Overhead Switch Panel Assembly		
	29805	D	DRAWING - Overhead Switch Panel Assembly		31T-8166001 to 31T-8166076 incl
	02211	D	DRAWING - Overhead Switch Panel Assembly		31T-1166001 and up
	49771	J	DRAWING - Overhead Meter and Switch Panel Assembly		
	29439	K	DRAWING - Overhead Meter and Switch Panel Assembly		
-1	49770-02	M	PANEL ASSEMBLY - Overhead instrument	1	
	02182-02	T	PANEL ASSEMBLY - Overhead instrument	1	
-1a	80897-02		* DECAL- Map light	2	
-2	49610-02	J	PANEL - Electroluminescent, overhead instrument (582 982)	1	
	80830-02	G	PANEL - Electroluminescent, overhead instrument (579 396)	1	
	80955-03	R	PANEL - Electroluminescent, overhead instrument (579 125)	1	
	80867-02	D	PANEL - Electroluminescent, overhead instrument (580 864)	1	31T-8166001 to 31T-8166076 incl
	80867-03	D	PANEL - Electroluminescent, overhead instrument (680 135)	1	31T- 1166001 and up
	80837-02	E,G	PANEL - Electroluminescent, overhead instrument (580 835)	1	
	80956-03	E,R	PANEL - Electroluminescent, overhead instrument (579 126)	1	
	80868-02	D,E	PANEL - Electroluminescent, overhead instrument (580 865)	1	31T-8166001 to 31T-8166076 incl
	80868-03	D,E	PANEL - Electroluminescent, overhead instrument (680 136)	1	31T- 1166001 and up
-3	587 784	B,C, H	SWITCH - Fuel pump (2TP1-1)	2	
-4	587 783		SWITCH - Ignition (1TP1-2)	2	
-5	587 787	M	SWITCH - Oil cooler door (4TP1-7)	2	
	587 784	U	SWITCH - Oil cooler door (2TP1-1)	2	
	588 272	C	SWITCH - Oil cooler door (2TP1-3)	2	31T-1104008 and up
-6	587 786		SWITCH - Ice protection (4TP1-3)	2	
-7	487 777		SWITCH - Map light (5518)	2	
-8	47664-13		SWITCH - Instrument panel lights (T1GM54-1F-WH) (588 165)	1	
-9	554 289		CAP - Switch, starter/generator (12PA5-Y), yellow	2	
-10	554 288		CAP - Switch, fuel pump (12PA5-R), red	2	
-11	51006-00	S	ENGINE HOUR METER	1	
-12	472 805	J	LIGHT ASSEMBLY - Overhead panel (10251 -A-STD-FB59)	2	
-13	472 052	N	BULB - Map lights (PS10008-304)	2	
-14	47843-00	N	BRACKET ASSEMBLY - Map light, left	1	
	72439-02	Q	BRACKET ASSEMBLY - Map light, left	1	
	02063-02	T	BRACKET ASSEMBLY - Map light, left	1	
	47843-01	N	BRACKET ASSEMBLY - Map light, right	1	
	72439-03	Q	BRACKET ASSEMBLY - Map light, right	1	
	02063-02	T	BRACKET ASSEMBLY - Map light, right	1	
-15	29286-02	S	BRACKET ASSEMBLY - Hour meter	1	
-16	487 144	N	SOCKET - Plug button (12-240)	2	
-17	484 597		SLIDE CONTROL - Instrument panel lights	4	
-18	571 186		KNOB - Slide control	4	
-19	587 788		SWITCH - Dome light (J4004-W)	1	
-20	587 967		SWITCH - Belt and no smoking lights (SC2CXL191-96)	2	

When ordering, always specify Part Number, Description, and Serial Number of Aircraft

PIPER PARTS CATALOG

Figure and Index Number	Part Number	Code	NOMENCLATURE	No. Req.	SERIAL NUMBERS AFFECTED
130A-20a	758 569		* BULB	1	
-21	47664-02		SWITCH - (T1LA54-1S-WH) (487 772)	2	
-22	47664-03		SWITCH - (T1GL54-1S-WH) (487 773)	3	
-23	588 272		SWITCH - Master (2TP1-3)	1	
-24	56953-04		SWITCH - Windshield heat (T1GM54-1F-WH) (588 034)	2	
-25	51051-00		INDICATOR - Electrical system monitor	1	
-26	51050-00		INSTRUMENT - Ammeter	2	
-27	472 742		BOLT LIGHT - (Glar-Ban) (P-65-3-CW-28)	3	
-28	472 028		* BULB - Bolt light (PS10008-327)	1	
-29	556 743		WIRE AND NUT ASSEMBLY - Bolt light (P-65-2)	3	
-30	32510-00		COVER - Switch	AR	
-31	456 796		DIODE - Windshield heat switch (2AF3)	2	
-32	51255-17	J	PANEL ASSEMBLY - Overhead switch, beige	1	
	51255-19	K	PANEL ASSEMBLY - Overhead switch, beige	1	
-32a	80908-02		* DECAL - Seat belts, dome light and no smoking	1	
-33	47875-00		PANEL - Electroluminescent, light switch	1	
-34	50774-00		PANEL - Electroluminescent, light switch	1	
-35	484 564		RESISTOR - (50 ohm, 2 watt)	1	
-36	453 424		BRACKET - "F", narrow snap-in	AR	
-37	49772-02	J	PLACARD - Illuminated, battery master (583 034)	1	
	80832-02	K	PLACARD - Illuminated, battery master (579 397)	1	
-38	515 144		SCREW - (4-40 x 1/2 round head, black)	8	
	407 132		WASHER - (AN936-A-4)	8	
	404 596		NUT - (MS20341-4S)	8	
-39	515 709	S	SCREW - (PS10084-43-2)	11	
-40	515 710		SCREW - (PS10084-44-2)	10	
-41	515 715		SCREW - (PS10084-42-2)	4	
	404 909		NUT - (MS20365-632C)	4	
-42	514 749		SCREW - (PS10084-26-2)	2	
-43	47664-08		SWITCH - Pneumatic deicing (T1GL5E-1S-WH) (587 919)	1	
-44	47664-12		SWITCH - Recognition lights (T1GM54-1F-WH) (588 102)	1	
-45	588 125	K	SWITCH - Generator trip (SA-42SDW11-3)	2	
-46	688 100	K	SWITCH - Fire extinguisher (AML 21CBA2AA)	2	
-47	472 149	K	LAMP - Fire extinguisher switch (AML 91LA85)	2	
-48	463 621	K	GUARD - Fire extinguisher switch (AML 76C10T01P)	2	
-49	29585-02	K	BUTTON - Fire extinguisher switch, left	1	
	29585-03	K	BUTTON - Fire extinguisher switch, right	1	
-50	47664-11	F	SWITCH - (T1GM54-1F-WH) Recognition light	1	
-51	688 116	C,H	SWITCH - Starter generator (4TP8-1)	2	31T-8166001 to 31T-8166076 incl
	587 785	C,H	SWITCH - Starter generator (2TP1-5)	2	31T-1166001 and up
-52	688 115	D,H	SWITCH - Fuel pump (2TP8-1)	2	
-53	587 783	D	SWITCH - Bleed air (1TP1-2)	2	
-54	47664-03	L	SWITCH - (T1LA54-1S-WH) (487 772)	1	
	47664-02	D	SWITCH - (T1GL54-1S-WH) (487 773)	1	31T-8166033, 31T-8166062 and up
-55	472 868	O	LIGHT ASSEMBLY - Map (A1719-24) (Grimes)	2	
	572 577	O	LIGHT ASSEMBLY - Map (A315-28V) (Whelen)	2	
-56	753 476	O	* BULB - (313) (Grimes)	1	
	472 027	O	* BULB - (PS 10008- 1495) (Whelen)	1	
-57	588 125	R	SWITCH - Ground test, engine de-ice and start disengage (SA42SDW11-3)	3	
-58	80996-02		PLACARD - Cutout cover, fire extinguisher	2	
-59	557 784	B,C,H	SWITCH - Starter generator (2TP1-1)	2	

When ordering, always specify Part Number, Description, and Serial Number of Aircraft

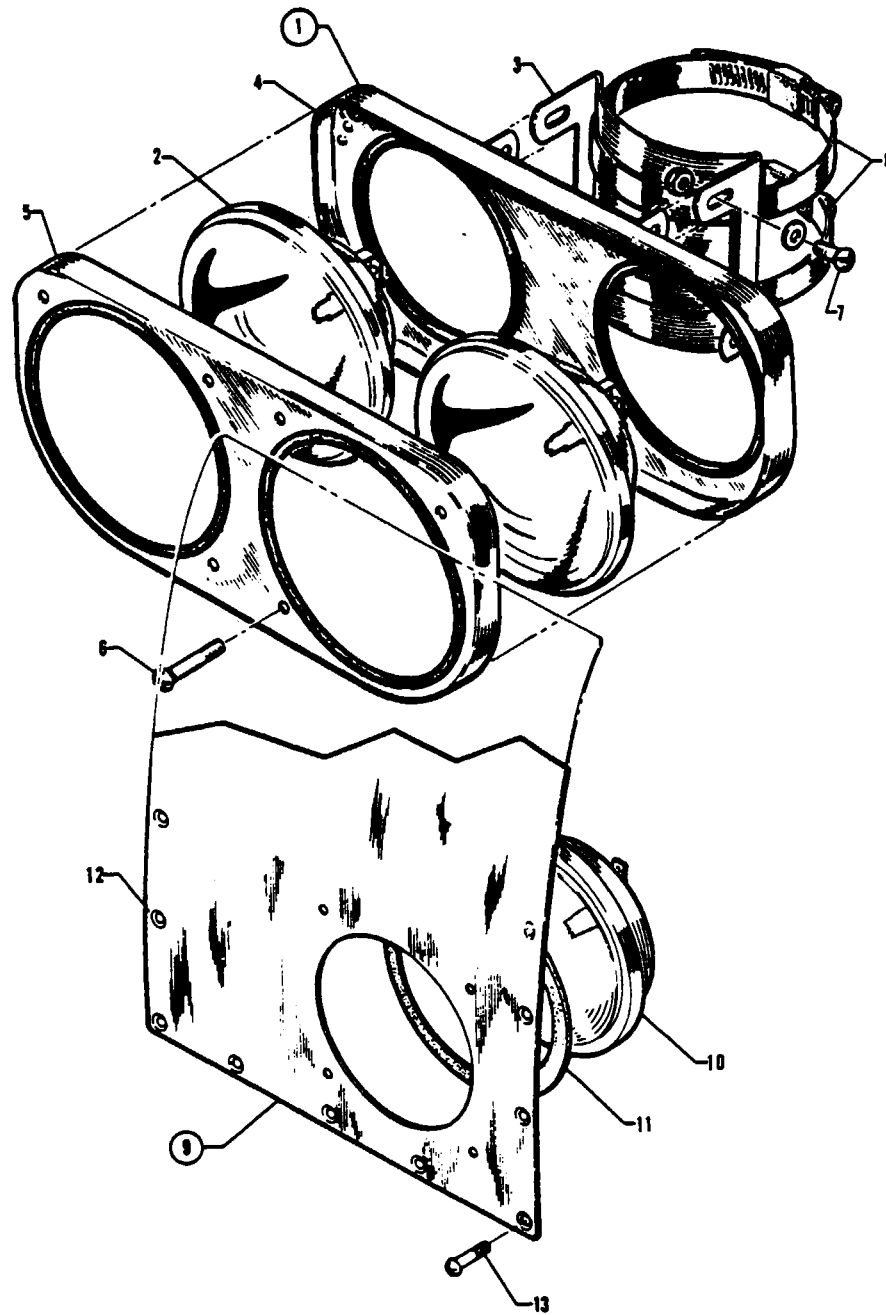


Figure 131 Landing Light and Ice Detection Light Installation

REVISED: FEBRUARY 1981

4H13

PA-31T
PA-31T1
PA-31T2

PIPER PARTS CATALOG

CODE EXPLANATIONS FOR FIGURE 131

- A - Used on PA-31T1 aircraft which comply with C A A (United Kingdom) requirements This part is not a component of the wing inspection light assembly
- B - Used on PA-31T with serial numbers 31T-7400002 to 31T-8020092 inclusive, and PA-31T1 with serial numbers 31T-7804001 to 31T-8004057 inclusive
- C - Used on PA-31T with serial numbers 31T-8120001 and up, PA-31T1 with serial numbers 31T-8104001 to 31T-8304003 inclusive, 31T-1104004 and up, and PA-31T2

PIPER PARTS CATALOG

Figure and Index Number	Part Number	Code	NOMENCLATURE	No. Req.	SERIAL NUMBERS AFFECTED
131-	50592		DRAWING - Ice Detection Light Installation		
-1	43048-00		LIGHT ASSEMBLY - Landing	1	
-2	472 789		* LIGHT - (4596) 250 Watt, 28 Volt	2	
-3	43020-00		* BRACKET - Landing light assembly	1	
-4	43021-00		* PLATE ASSEMBLY - Landing light	1	
-5	43022-00		* PLATE ASSEMBLY - Landing light face	1	
-6	415 628		* SCREW - (AN515-632R18)	6	
-7	415 146		* SCREW - (AN526-632R7)	4	
	407 562		* WASHER - (AN960-6)	8	
	404 829		* NUT - (MS20364-632C)	4	
-8	554 901		CLAMP - (64SS)	2	
-9	50587-00	B	LIGHT ASSEMBLY - Wing inspection	1	
	50587-02	C	LIGHT ASSEMBLY - Wing inspection	1	
-10	472 049		* LAMP - (PS10008-4593)	1	
-11	42109-00		* GASKET - Wing inspection light	1	
-12	50443-02		* COVER - Wing inspection light	1	
	29791-02	A	* COVER - Wing inspection light	1	
-13	414 779		SCREW - (MS24693-S49)	20	

When ordering, always specify Part Number, Description and Serial Number of Aircraft

PIPER PARTS CATALOG

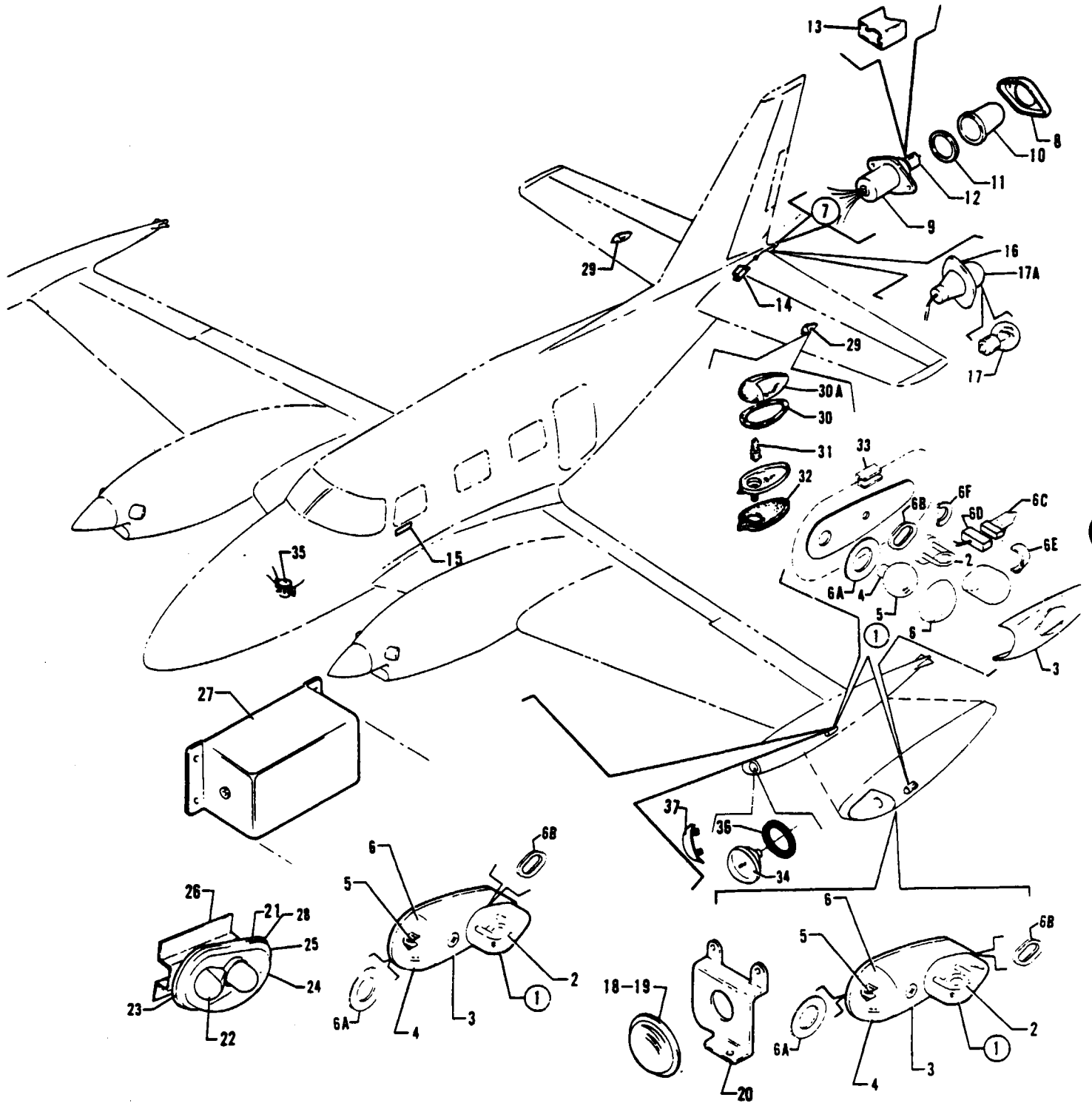


Figure 132 Navigation, Strobe and Recognition Lights Installation

PIPER PARTS CATALOG

CODE EXPLANATIONS FOR FIGURE 132

- A - Used on PA-31T only
- B - Used on PA-31T1 only
- C - Used on aircraft that comply with D O T (Australian) requirements
- D - Used on PA-31T with serial numbers 31T-7920039 and up, PA-31T1 with serial numbers 31T-7904024 to 31T-8304003 inclusive, 31T-1104004 and up, and PA-31T2
- E - Used on PA-31T with serial numbers 31T-7920053, 31T-8020001 and up, PA-31T1 with serial numbers 31T-8004001 to 31T-8304003 inclusive, 31T-1104004 and up if wing tip tanks are installed, and PA-31T2
- F - Used on PA-31T with serial numbers 31T-8120001 and up, PA-31T1 with serial numbers 31T-8104001 to 31T-8304003 inclusive, 31T-1104004 and up, and PA-31T2
- G - Used on aircraft that comply with C A A (United Kingdom) requirements
- H - Used on PA-31T with serial numbers 31T-7400002 to 31T-8020092 inclusive, and PA-31T1 with serial numbers 31T-7804001 to 31T-8004057 inclusive
- J - Used on PA-31T with serial numbers 31T-8120051 and up, PA-31T1 with serial numbers 31T-8104055 to 31T-8304003 inclusive, 31T-1104004 and up, and PA-31T2 with serial numbers 31T-8166013 to 31T-8166076 inclusive, 31T-1166001 and up
- K - Used on PA-31T, PA-31T1 with serial numbers 31T-7804001 to 31T-8104101 inclusive, and PA-31T2
- L - Used on PA-31T1 with serial numbers 31T-8104001 to 31T-8304003 inclusive, 31T-1104004 and up
- M - Used on PA-31T1 with serial numbers 31T-8304001 to 31T-8304003 inclusive, 31T-1104004 and up

PIPER PARTS CATALOG

Figure and Index Number	Part Number	Code	NOMENCLATURE	No. Req	SERIAL NUMBERS AFFECTED
132-1	51210-02	H	NAVIGATION AND STROBE LIGHT ASSEMBLY - Tip, red (shielded)	1	
	51210-03	H	NAVIGATION AND STROBE LIGHT ASSEMBLY - Tip, green (shielded)	1	
	29479-02	F	NAVIGATION AND STROBE LIGHT ASSEMBLY - Tip, red (with tail position light) (unshielded)	1	
	572 593	F	NAVIGATION AND STROBE LIGHT ASSEMBLY - Tip, red (with tail position light) (shielded)	1	
	572 592	F	NAVIGATION AND STROBE LIGHT ASSEMBLY - Tip, green (with tail position light) (shielded)	1	
		B.G	NAVIGATION AND STROBE LIGHT ASSEMBLY - Tip, red (A650-PR-D-M-R-28) (red strobe, shielded)	1	31T-8004001 to 31T-8004057 incl
		B.G	NAVIGATION AND STROBE LIGHT ASSEMBLY - Tip, green (A650-PG-D-M-R-28) (red strobe, shielded)	1	31T-8004001 to 31T-8004057 incl
-2	761 187	H	* LIGHT ASSEMBLY - Wing tip strobe	1	
	762 003	F	* LIGHT ASSEMBLY - Wing tip strobe	1	
	762 003	B.G	* LIGHT ASSEMBLY - Wing tip strobe	1	31T-8004001 to 31T-8004057 incl
-3	761 162	H	* LENS AND RETAINER ASSEMBLY - Wing tip strobe (clear lens, shielded)	1	
	761 253	F	* LENS AND RETAINER ASSEMBLY - Wing tip strobe (clear lens, shielded)	1	
	472 399	B.G	* LENS AND RETAINER ASSEMBLY - Wing tip strobe (red lens, shielded)	1	31T-8004001 to 31T-8004057 incl
	584 232	G.L	* LENS AND RETAINER ASSEMBLY - Wing tip strobe (red lens, shielded)	1	
-4	472 710		* LIGHT ASSEMBLY - Wing, type "E," green	1	
	472 709		* LIGHT ASSEMBLY - Wing, type "E," red	1	
-5	753 478		* * BULB - Light assembly	1	
-6	751 201		* * LENS - Green	1	
	751 202		* * LENS - Red	1	
-6a	755 075		* GASKET - Navigation light	1	
-6b	755 076		* GASKET - Strobe light	1	
-6c	761 208	F	* LAMP - Navigation light, tail position	1	
-6d	762 426	F	* SOCKET ASSEMBLY - Navigation light, tail position	1	
-6e	761 255	F	* LENS - Navigation light, tail position	1	
-6f	755 096	F	* GASKET - Navigation light, tail position	1	
-7	51213-02	A	NAVIGATION AND STROBE LIGHT ASSEMBLY - Tail	1	31T-7400002 to 31T-8020092 incl
-8	756 072	A	* RETAINER - Light lens	1	31T-7400002 to 31T-8020092 incl
-9	761 207	A	* LIGHT ASSEMBLY - Strobe and socket base, tail	1	31T-7400002 to 31T-8020092 incl
-10	761 184	A	* LENS ASSEMBLY - Light	1	31T-7400002 to 31T-8020092 incl
-11	755 021	A	* GASKET - Light assembly	1	31T-7400002 to 31T-8020092 incl
-12	761 183	A	* LAMP - Navigation light assembly (round base)	1	31T-7400002 to 31T-8020092 incl
	761 208	A	* LAMP - Navigation light assembly (rectangular base)	1	31T-7400002 to 31T-8020092 incl
-13	762 320	A	SHIELD - Rectangular based lamp	1	31T-7400002 to 31T-8020092 incl
-14	51212-04	A	POWER SUPPLY - Strobe light, tail (A490-T-28DF)	1	
	481 214	A	POWER SUPPLY - Strobe light, tail (A490A-TS-DF-14/28)	1	
-15	48625-00		PLACARD - Strobe lights	1	
-16	43346-03	B	LIGHT ASSEMBLY - Nav, tail	1	31T-7804001 to 31T-8004057 incl
	43346-04	F	LIGHT ASSEMBLY - Nav, tail	1	
-17	753 477		* BULB - (1683)	1	
-17a	751 203		* LENS - Clear	1	
-18	472 981	B	LIGHT ASSEMBLY - Recognition (30-1290-5)	2	
-19	761 214	B	* LAMP - (LP1982SP) 28 volt, 75 watt	1	
-20	49611-02	B	BRACKET - Mounting, recognition light, left	1	
	49611-03	B	BRACKET - Mounting, recognition light, right	1	

When ordering, always specify Part Number, Description and Serial Number of Aircraft

PIPER PARTS CATALOG

Figure and Index Number	Part Number	Code	NOMENCLATURE	No. Req.	SERIAL NUMBERS AFFECTED
132-21	49709-02	A,C	NAVIGATION AND STROBE LIGHT ASSEMBLY - Tip, red (shielded)	1	31T-7720046 and up
	49709-03	A,C	NAVIGATION AND STROBE LIGHT ASSEMBLY - Tip, green (shielded)	1	31T-7720046 and up
-22	761 215		* LAMP - (628)	1	31T-7720046 and up
-23	755 069		* GASKET - (31-3697-1)	1	31T-7720046 and up
-24	761 216		* LENS - (25-0869-23)	1	31T-7720046 and up
-25	49688-02	A,C	COVER ASSEMBLY - Navigation light	2	31T-7720046 and up
-26	49710-02	A,C	BRACKET ASSEMBLY - Cover mounting	2	31T-7720046 and up
-27	51212-04		POWER SUPPLY - Strobe light, wing (A490-T-280F)	2	
	481 214		POWER SUPPLY - Strobe light, wing (A490A-TS-DF-14/28)	2	
	481 180	A,C	POWER SUPPLY - Strobe light, wing (60-3066)	2	31T-7720046 and up
-28	19795-00	A,C	EXTRUSION - Rubber	1	31T-7720046 and up
-29	761 226	D	LIGHT ASSEMBLY - Tail flood, left (00033014-3)	1	
	572 586	D	LIGHT ASSEMBLY - Tail flood, right (00033096-8)	1	
-30	755 080	D	* GASKET - Flood light (S1380-1-2)	1	
-30a	761 251	D	* LENS - Tail flood light, left	1	
	761 252	D	* LENS - Tail flood light, right	1	
-31	472 184	D	LAMP - Flood light (DA-27)	2	
-32	755 077	D	GASKET - Flood light (00033045-1)	2	
-33	187 537		MOULDING - Weather seal (Neoprene)	FT	
-34	472 071	E	LAMP - Recognition lights (PS10008-4594)	2	
-35	487 167	K	SOLENOID - Recognition lights	1	
	584 107	M	RELAY - Recognition lights (6041H-200)	1	
-36	55896-30	J	SEAL - Rubber, recognition lights	2	
-37	29318-02		SHIELD - Light	2	

When ordering, always specify Part Number, Description and Serial Number of Aircraft

PIPER PARTS CATALOG

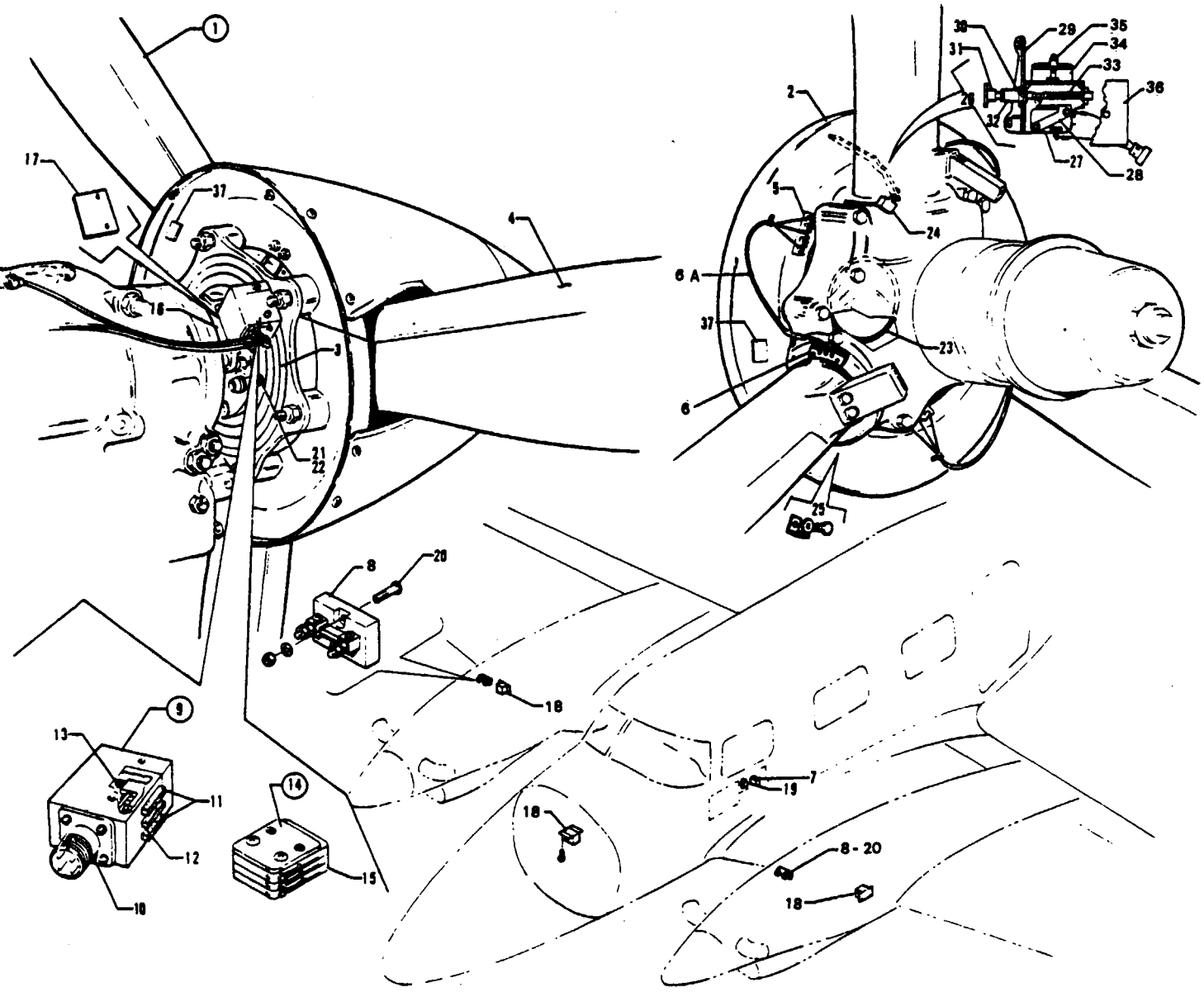


Figure 133 Propeller Electric De-Icer Installation

REVISED MAY 1983

4H20

PA-31T
PA-31T1
PA-31T2

PIPER PARTS CATALOG

CODE EXPLANATIONS FOR FIGURE 133

- A - Used on PA-31T only
- B - Used on PA-31T1 only
- C - Used on PA-31T2 only
- D - It is recommended new springs, item 13, be installed when replacing brushes
- E - Used on PA-31T with serial numbers 31T-7820057 and up, PA-31T1 with serial numbers 31T-7804004 to 31T-8304003 inclusive, 31T-1104004 and up, and PA-31T2. Also used on PA-31T with serial numbers 31T-7400002 to 31T-7820056 inclusive, and PA-31T1 with serial numbers 31T-7804001 to 31T-7804003 inclusive if Beta Switch Replacement Kit 763 839 has been installed per Service Letter No 857
- F - Used on PA-31T with serial numbers 31T-7400002 to 31T-7820056 inclusive, and PA-31T1 with serial numbers 31T-7804001 to 31T-7804003 inclusive
- G - Brush block assembly no longer available. Order Brush Block Assembly Replacement Kit 763 855
- H - Used on PA-31T with serial numbers 31T-7820057 and up, PA-31T1 with serial numbers 31T-7804004 to 31T-8104101 inclusive, and PA-31T2. Also used on aircraft with earlier serial numbers if original brush block assembly has been replaced with a modular brush assembly
- J - Used on PA-31T with serial numbers 31T-7520043 to 31T-7820056 inclusive, and PA-31T1 with serial numbers 31T-7804001 to 31T-7804003 inclusive
- K - Order part for PA-31T with serial numbers 31T-7820057 and up, and PA-31T1 with serial numbers 31T-7804004 to 31T-8304003 inclusive, 31T-1104004 and up if Beta Switch Replacement Kit 763 839 has been installed per Service Letter No 857
- L - Used on PA-31T with serial numbers 31T-7400002 to 31T-8020092 inclusive, and PA-31T1 with serial numbers 31T-7804001 to 31T-8004057 inclusive
- M - Used on PA-31T with serial numbers 31T-8120001 and up, PA-31T1 with serial numbers 31T-8104001 to 31T-8104101 inclusive, and PA-31T2
- N - Ascertain part number 3E1883-1 or 3E1883-2 cast on clamp assembly and order accordingly
- O - Used on PA-31T with serial numbers 31T-7820065 and up, and PA-31T2
- P - See Figure 82 for balance of component parts
- Q - Used on PA-31T with serial numbers 31T-7400002 and up, and PA-31T1 with serial numbers 31T-7804001 to 31T-8104101 inclusive
- R - Used on PA-31T with serial numbers 31T-7400002 and up, PA-31T1 with serial numbers 31T-7804001 to 31T-8104101 inclusive and PA-31T2
- S - Used on PA-31T1 with serial numbers 31T-8304001 to 31T-8304003 inclusive, 31T-1104004 and up

PIPER PARTS CATALOG

Figure and Index Number	Part Number	Code	NOMENCLATURE	No. Req.	SERIAL NUMBERS AFFECTED
133	50900	A	DRAWING - Power Plant Installation (Left and Right Engines)		31T-7400002 to 31T-7820064 incl
	50900	O	DRAWING - Power Plant Installation (Left Engine Only)		
	49209	O	DRAWING - Power Plant Installation (Right Engine Only)		
	49575	B	DRAWING - Power Plant Installation		31T-7804001 to 31T-8104101 incl
	81990	S	DRAWING Power Plant Installation		
-1	50836 00	P,Q	PROPELLER ASSEMBLY - (Complete)	2	
	82000-02	P,S	PROPELLER ASSEMBLY - (Complete)	2	
	29975-02	C,P	PROPELLER ASSEMBLY - (Complete)	2	
-2	758 398	R	* BULKHEAD ASSEMBLY - Spinner	1	
-3	757 769	R	* SLIP RING ASSEMBLY - (4E1555-1)	1	
	762 487	S	* SLIP RING ASSEMBLY - (4E2442-1)	1	
-4	758 298	R	* BOOT - Propeller deicer (4E1188-5)	3	
	758 568	S	* BOOT - Propeller deicer (4E2200-10)	3	
-5	757 610	R	* STRIP - Terminal (1E1150)	3	
	762 375	S	* STRIP - Terminal (1E1150-3)	3	
-6	757 998	N,R	* CLAMP ASSEMBLY - Terminal (3E1883-1)	3	
	763 342	N,R	* CLAMP ASSEMBLY - Terminal (3E1883 2)	3	
-6a	755 323	R	* HARNESS ASSEMBLY - (4E1889-2)	3	
	755 335	S	* HARNESS ASSEMBLY - (3E2050)	3	
-7	587 802	L	SWITCH - Propeller deicer (2GL54 73)	1	
	47664-15	M	SWITCH - Propeller deicer (T1 GL54-15-WH)	1	
-8	757 787	R	SHUNT - (MS91586-2)	2	
-9	758 273	F,G	BRUSH BLOCK ASSEMBLY - (4E1311-2)	2	
-10	756 086		* RETAINER ASSEMBLY - Brush (3E1483)	1	
-11	758 175	D	** BRUSH - (3E1443-1)	2	
-12	758 170	D	** BRUSH - (3E1443-2)	1	
-13	757 626		** SPRING - (1E1136)	3	
-14	763 855	F	KIT - Brush block assembly replacement (65-402)	2	
	758 432	H	MODULAR BRUSH ASSEMBLY - (3E2044-1)	2	
	758 556	S	MODULAR BRUSH ASSEMBLY - (3E2090-1)	2	
-15	758 434	R	* BRUSH MODULE ASSEMBLY - (3E2011-1)	1	
	758 435		* BRUSH MODULE ASSEMBLY - (3E2011-2)	1	
	758 436		* BRUSH MODULE ASSEMBLY - (3E2011-3)	1	
-16	758 274		BRACKET - Brush assembly mounting (3E1418-3)	2	
-17	757 611		SHIM - (1E1157)	2	
-18	762 004	R	TIMER - Deicer (3E1150-12)	2	
	488 756	S	TIMER - Deicer (950D0123-001)	2	
-19	751 331	R	AMMETER - (3E1886-4)	1	
-20	411 534	R	SCREW - (MS35207-265)	4	
	404 887	R	NUT - (MS20365-1032C)	4	
-21	756 656		WASHER - (A-2048-2)	16	
-22	758 610		BOLT - (B-3339)	16	
-23	756 089		*O* RING - Shaft (PRP 909-8)	1	
-24	758 276		BLOCK ASSEMBLY - Carbon (A-304-4)	1	
-25	401 306		BOLT - (AN4-3A)	1	
	407 044		WASHER - Lock (MS35338-44)	1	
-26	51059-00	A,K	SWITCH ASSEMBLY - Beta system	2	31T-7400002 to 31T-7520042 incl
	51059 02	J,K	SWITCH ASSEMBLY - Beta system	2	
	49534-02	E	SWITCH ASSEMBLY - Beta system	2	
-27	487 925		* SWITCH - Micro (V3-1)	1	
-28	451 841		* ACTUATOR - Switch (JV-5)	1	
-29	51060 00	A,K	* BRACKET ASSEMBLY - Beta switch	1	31T-7400002 to 31T-7820056 incl
	49533 02	E	* BRACKET ASSEMBLY - Beta switch	1	
-30	453 825	A,K	** BUSHING - (NAS77A4-12)	1	31T-7400002 to 31T-7820056 incl
	31796-00	E	** BUSHING - Bracket	1	

When ordering, always specify Part Number, Description, and Serial Number of Aircraft

PIPER PARTS CATALOG

Figure and Index Number	Part Number	Code	NOMENCLATURE	No. Req.	SERIAL NUMBERS AFFECTED
133-31	51058-00		* CAP ASSEMBLY - Plunger	1	
-32	51057-00		* PLUNGER - Switch actuator	1	
-33	587 389		* SPRING - (LC-020C-11)	1	
-34	54566-02		* ANGLE ASSEMBLY - Switch adjusting	1	
-35	400 438		* BOLT - (AN3-4A)	1	
-36	49532-02	E	* COVER ASSEMBLY - Beta switch	1	
-37	583 410		PLACARD - Spinner bulkhead	2	

When ordering, always specify Part Number, Description and Serial Number of Aircraft

REVISED: MAY 1983

4H23

PA-31T
PA-31T1
PA-31T2

PIPER PARTS CATALOG

THIS PAGE INTENTIONALLY LEFT BLANK

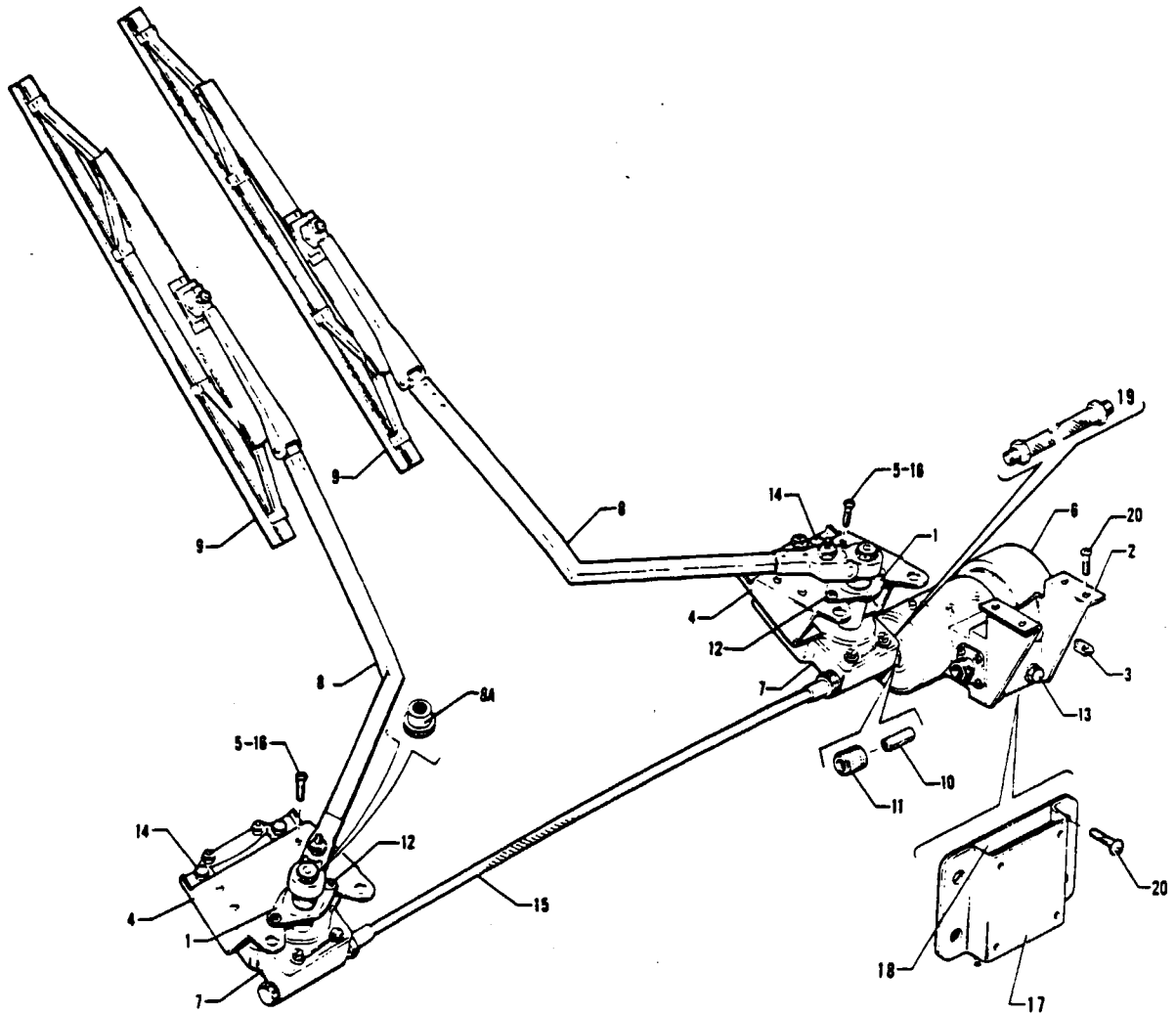


Figure 134 Electric Windshield Wiper Installation

REVISED: MAY 1983

PA-31T
PA-31T1
PA-31T2

PIPER PARTS CATALOG

CODE EXPLANATIONS FOR FIGURE 134

- A - Used on PA-31T and PA-31T1 only
- B - Used on PA-31T2 only

PIPER PARTS CATALOG

Figure and Index Number	Part Number	Code	NOMENCLATURE	No. Req.	SERIAL NUMBERS AFFECTED
134-	46285	A	DRAWING - Windshield Wiper Installation, Electric		
	81523	B	DRAWING - Windshield Wiper Installation, Electric		
	47241	A	DRAWING - Dual Windshield Wiper Installation, Electric		
	81524	B	DRAWING - Dual Windshield Wiper Installation, Electric		
-1	45889-00		COVER - Windshield wiper shaft	2	
-2	45881-00	A	BRACKET ASSEMBLY - Windshield wiper motor	1	
-3	406 826	A	* NUT - Anchor (NAS686A08K)	4	
-4	45892-00		BRACKET ASSEMBLY - Windshield wiper mounting	2	
-5	406 820		* NUT - Anchor (NAS687-A08)	4	
-6	475 197		MOTOR - (XW20173-G2)	1	
-7	555 356		CONVERTER - (XW20345-275-50)	2	
-8	551 920		ARM - Left (XW21559-1)	1	
	551 923		ARM - Right (XW21559-2)	1	
-8a	764 807		* SLEEVE - Splined, wiper arm (W-20362)	1	
-9	452 918		BLADE - (XW21558-12A)	2	
-10	555 355	A	COUPLING - (W20398-2)	1	
-11	476 701	A	NIPPLE - (W20395-2)	1	
-12	415 535		SCREW - (MS35208-245)	4	
-13	401 307		BOLT - (AN4-4A)	4	
	407 044		LOCK WASHER - (MS35338-44)	4	
	407 565		WASHER - (AN960-416)	4	
-14	401 273		BOLT - (AN3-14A)	8	
	407 564		WASHER - (AN960-10)	8	
	404 887		NUT - (MS20385-1032C)	8	
-15	457 360		DRIVE ASSEMBLY - Flexible (XW20067-1600)	1	
-16	415 449		SCREW - (AN526-832R8)	2	
-17	01700-02	B	BRACKET ASSEMBLY - Windshield wiper motor mounting	1	
-18	01191-02	B	PLATE - Motor mounting	1	
-19	457 363	B	DRIVE ASSEMBLY - Flexible (XW20067-425)	1	
-20	415 449	A	SCREW - (AN526-832R8)	4	
	415 631	B	SCREW - (MS35206-331)	4	

When ordering, always specify Part Number, Description and Serial Number of Aircraft

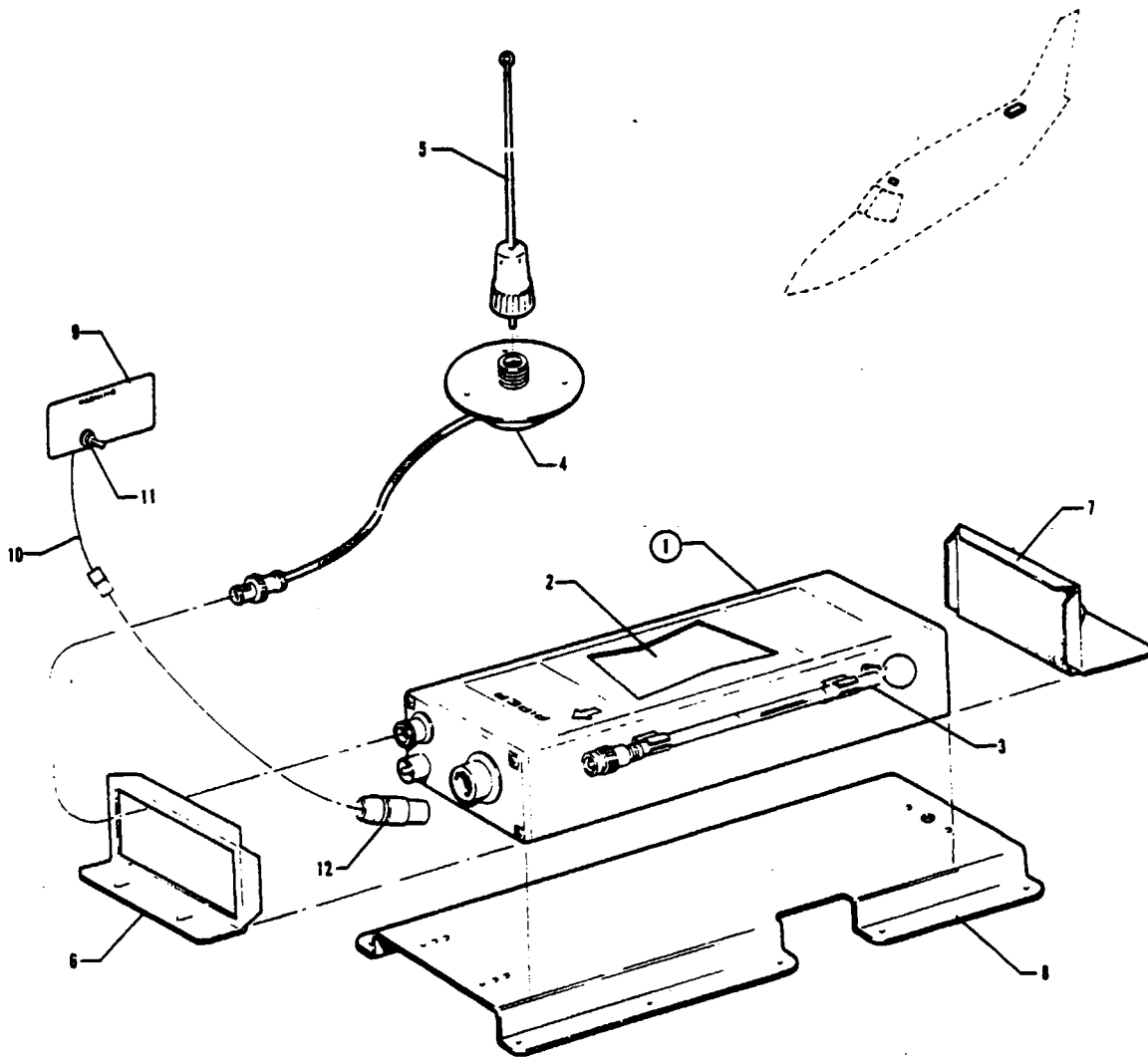


Figure 135. Piper Automatic Locator (ELT) Installation
(Garrett Mfg Ltd.)

PIPER PARTS CATALOG

CODE EXPLANATIONS FOR FIGURE 135

- A - Used with Transmitter Assembly 761 939 (Model 627674-1).
- B - Used with Transmitter Assembly 761 967 (Model 627810-1).
- C - No longer available Order ELT Replacement Kit 764 082 (Garrett ELT to Narco ELT 10) as a replacement

PIPER PARTS CATALOG

Figure and Index Number	Part Number	Code	NOMENCLATURE	No. Req.	SERIAL NUMBERS AFFECTED
135-	53730		DRAWING - Piper Automatic Locator (ELT) Installation		
-1	761 939	C	TRANSMITTER ASSEMBLY - Automatic locator (627674-1) (includes magnesium battery pack)	1	
	761 967	C	TRANSMITTER ASSEMBLY - Automatic locator (627810-1) (includes lithium battery pack)	1	
-2	758 281	A	* BATTERY PACK - Transmitter assembly (magnesium)	1	
	758 364	B,C	* BATTERY PACK - Transmitter assembly (lithium)	1	
-3	751 316		* ANTENNA ASSEMBLY - Telescopic	1	
-4	751 318		CABLE AND BASE ASSEMBLY - Whip antenna	1	
-5	751 319		ANTENNA ASSEMBLY - Whip (less cable and base)	1	
-6	758 268		BRACKET - Forward transmitter mounting	1	
-7	758 267		BRACKET ASSEMBLY - Aft transmitter mounting (includes lock knob)	1	
-8	53093-00		BRACKET ASSEMBLY - Emergency locator transmitter	1	
-9	33543-00	A	PLACARD - Warning (ELT)	1	
	80418-02	B	PLACARD - Warning (ELT)	1	
-10	51416-02	A	HARNES ASSEMBLY - (With ELT switch)	1	
	49101-02	B	HARNES ASSEMBLY - (With ELT switch)	1	
-11	587 951	A	* SWITCH - ELT (7103K)	1	
	587 965	B	* SWITCH - ELT (7101K)	1	
-12	555 731		CONNECTOR - (612129-3)	1	

When ordering, always specify Part Number, Description and Serial Number of Aircraft

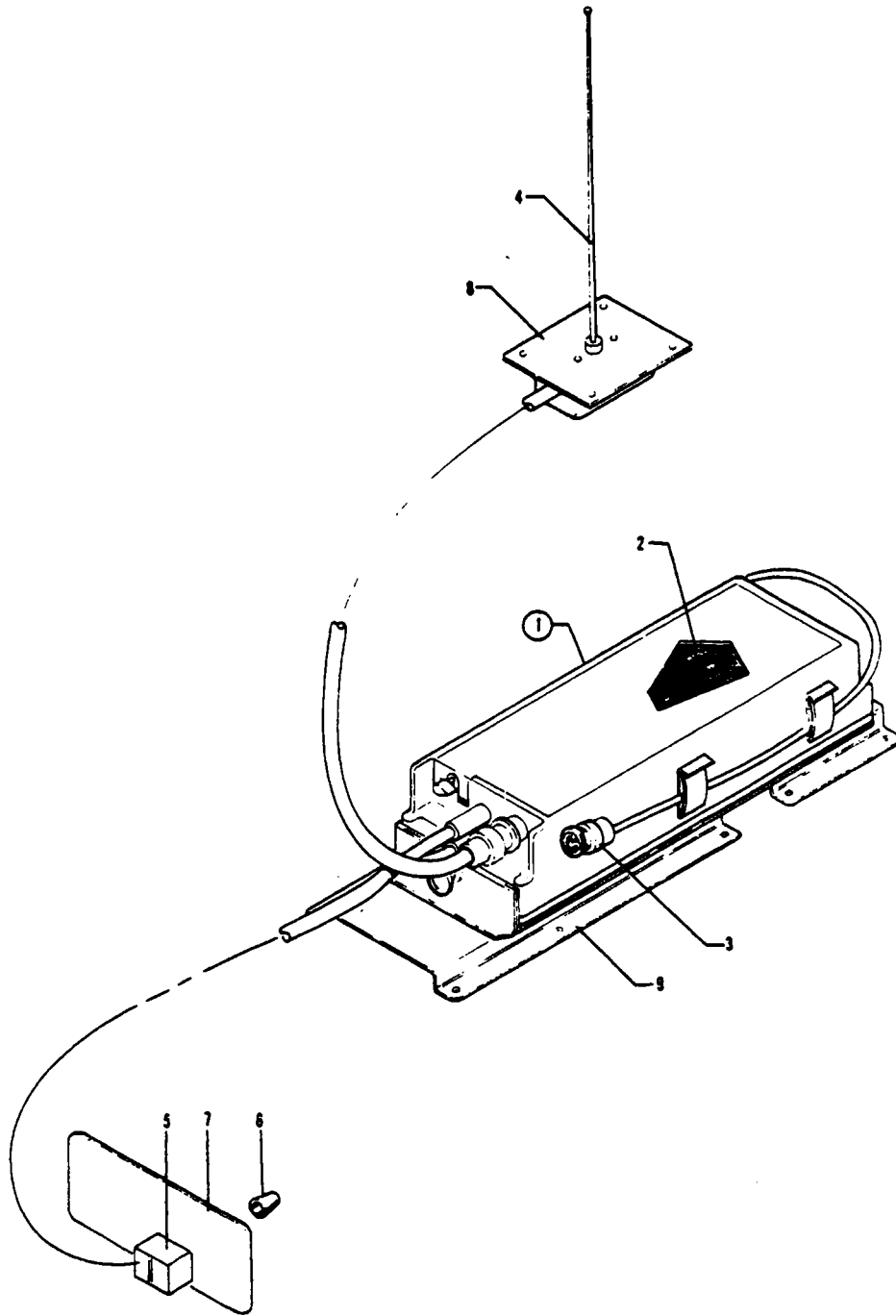


Figure 135A Piper Automatic Locator (ELT) Installation
(Communications Components Corp.)

PIPER PARTS CATALOG

CODE EXPLANATIONS FOR FIGURE 135A

V - These parts must be ordered from Service Spares Department, Piper Aircraft Corp., Vero Beach, Florida.

PIPER PARTS CATALOG

Figure and Index Number	Part Number	Code	NOMENCLATURE	No. Req.	SERIAL NUMBERS AFFECTED
135A-	55675		DRAWING - Piper Automatic Locator (ELT) Installation		
-1	762 030	V	TRANSMITTER ASSEMBLY - Automatic locator (C1R-11-2), (includes alkaline battery pack)	1	
-2	758 528	V	* BATTERY PACK - Transmitter assembly (alkaline)	1	
-3	758 092	V	* ANTENNA ASSEMBLY - Portable (10-249)	1	
-4	783 004	V	ANTENNA ASSEMBLY - Whip (10-234)	1	
-5	588 043		SWITCH - (7207)	1	
-6	477 829		NUT - Dress (8025)	1	
-7	80529-02		PLACARD - Warning (ELT)	1	
-8	80704-02		PLATE - Doubler	1	
-9	53093-04		BRACKET ASSEMBLY - ELT mounting	1	

When ordering, always specify Part Number, Description and Serial Number of Aircraft

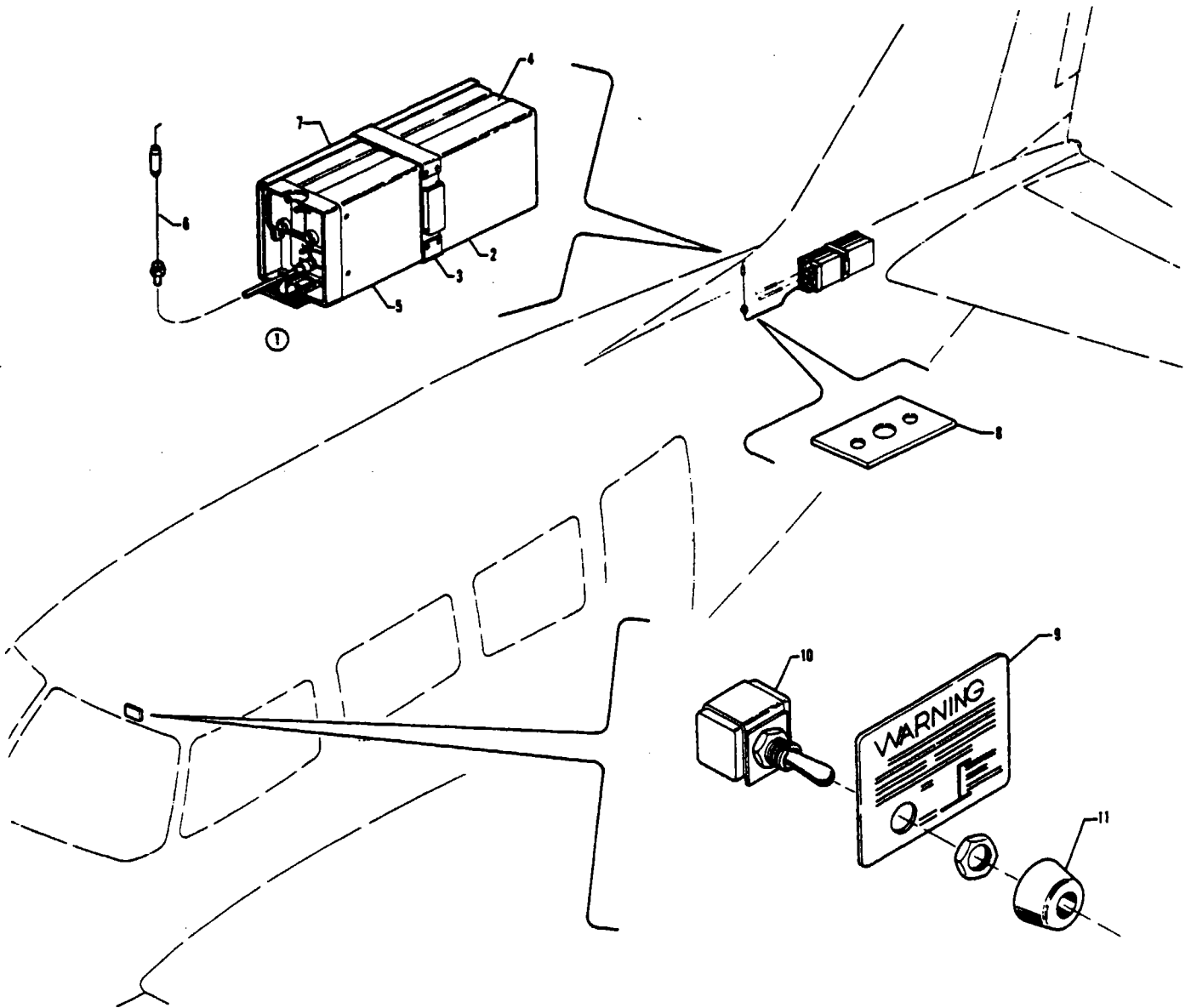


Figure 135B Piper Automatic Locator (ELT) Installation (Narco Avionics)

REVISED: FEBRUARY 1981

PA-31T
PA-31T1
PA-31T2

PIPER PARTS CATALOG

CODE EXPLANATIONS FOR FIGURE 135B

REVISED: FEBRUARY 1981

4111

PA-31T
PA-31T1
PA-31T2

PIPER PARTS CATALOG

Figure and Index Number	Part Number	Code	NOMENCLATURE	No. Req.	SERIAL NUMBERS AFFECTED
1358-	49736		DRAWING - Piper Automatic Locator (ELT) Installation		
-1	54800-54		TRANSMITTER ASSEMBLY - Automatic locator (ELT 10) (includes alkaline battery pack)	1	
-2	758 452		* BATTERY PACK - Transmitter assembly (57674-0001)	1	
-3	762 357		* STRAP - Transmitter assembly (57682-0101)	1	
-4	763 019		* ANTENNA - Blade, portable (57667-0001)	1	
-5	758 453		* BASE - Transmitter assembly (57666-0001)	1	
-6	597 257		ANTENNA ASSEMBLY - E.L.T (01652-0101)	1	
-7	39273-02		BRACKET ASSEMBLY - E.L.T mounting	1	
-8	60704-02		BRACKET - Doubler	1	
-9	80687-02		PLACARD - Warning, E.L.T	1	
-10	587 965		SWITCH - (7101-K)	1	
-11	477 829		NUT - Dress (8025)	1	

When ordering, always specify Part Number, Description and Serial Number of Aircraft

PIPER PARTS CATALOG

CODE EXPLANATIONS FOR FIGURE 136

- A - This installation is relative only to associated Piper Aircraft Corporation parts that are used when installing Bendix Altimatec M-4D F/D Auto-Pilot. All Bendix equipment and components must be procured from an approved Bendix Service facility or from Bendix Avionics Repair Services, Department 390, Post Office Box 9414, Fort Lauderdale, Florida, 33310
- B - This illustrated parts list is applicable to serial numbers 31T-7400002 to 31T-8020092 inclusive. Aircraft with serial numbers 31T-8120001 and up must refer to the Avionics Drawing Index List and the appropriate drawings supplied with each aircraft when ordering replacement parts
- C - Used if Collins Avionics Group CT/D-2-31T is installed
- D - Component part of 51414-00 Flux Detector Assembly and 29124-02 Flux Detector Assembly only
- E - Used if Bendix Copilot Gyros are installed
- F - Used if King Avionics Group KTG-2-31T is installed
- G - Used if King Avionics Group KTG-3-31T is installed
- H - Used if Collins Avionics Group CT-1-31T is installed
- J - Used if King Avionics Groups KTG-31T, KTG-3-31T or Collins Avionics Groups CT3-31T, CT-1-31T are installed
- K - Used if Inverter P/N 467 138, has been installed
- L - Used if Inverter P/N 467 148, has been installed
- M - When ordering, ascertain vendor's part number on inverter
- N - Used if King Avionics Groups KTG-2-31T or KTG-D-1-31T are installed

PIPER PARTS CATALOG

Figure and Index Number	Part Number	Code	NOMENCLATURE	No. Req.	SERIAL NUMBERS AFFECTED
136-	51400	C,J	DRAWING - AltiMatic M-4D, F/D Autopilot Installation		31T-7400002 to 31T-7720007 incl
	51888	B	DRAWING - AltiMatic M-4D, F/D Autopilot Installation		31T-7520033 to 31T-7720007 incl
	55700	B,G,H	DRAWING - AltiMatic M-4D, F/D Autopilot Installation		31T-7720008 to 31T-8020092 incl.
	54868		DRAWING - Copilot Autopilot Gyro Installation		31T-7620021 to 31T-7720007 incl
	55535		DRAWING - Copilot Autopilot Gyro Installation		31T-7720008 to 31T-8020092 incl.
-1	55520-02	G,H,N	HARNESS ASSEMBLY - Main, servos and gyro synchronizer	1	31T-7720008 to 31T-7820092 incl.
-2	55522-02	G,H	HARNESS ASSEMBLY - Gyro power and control wheel	1	31T-7720008 and up
	55523-02	N	HARNESS ASSEMBLY - Gyro power and control wheel	1	31T-7720008 and up
-3	487 852	G,H	* SWITCH - Power, gyro switching (1L254-73) (2 position)	1	31T-7720008 to 31T-7920052 incl., 31T-7920054 to 31T-7920094 incl
	588 120	G,H	* SWITCH - Power, gyro switching (1M254-73) (3 position)	1	31T-7920053, 31T-8020001 and up
-3a	472 876	N	* LIGHT - Indicator (106S-A-FB59) amber	1	31T-7720008 and up
	472 861	N	* LIGHT - Indicator (106S-R-FB59) red	1	31T-7720008 and up
-4	55523-03	N	HARNESS ASSEMBLY - AP/FD to junction box	1	31T-7720008 to 31T-7820092 incl
-5	489 408	E	AUTOTRANSFORMER - (85037)	1	31T-7720008 and up
-6	484 194	E	RELAY - (R10-E1-Y4-V700)	1	31T-7720008 and up
-7	484 195	E,G,H	RELAY - (R10-E1-Y6-V430)	2	31T-7720008 and up
-8	484 131	E	RELAY - (T154-CCCC-CCCC)	2	31T-7720008 and up
-9	80516-02	E	PLACARD - Copilot HSI	1	31T-7720008 and up
-10	55597-02		BRACKET - Equipment mount shelf	2	31T-7720008 and up
-11	49439-02		HARNESS ASSEMBLY - Inverter power warning	1	31T-7820001 and up
-12	584 009		* RELAY - (R10-E6-Y2-115 VAC, 400 HZ)	1	31T-7820001 and up
-13	584 010		* RELAY - (R10-E6-Y2-24 VAC, 400 HZ)	1	31T-7820001 and up
-14	758 006		DUAL REMOTE COMPENSATOR - (DRC-1/25933 79-001)	1	
-15	51414-00		DETECTOR ASSEMBLY - Flux (with harness)	1	31T-7400002 to 31T-7820092 incl
	29124-02		DETECTOR ASSEMBLY - Flux (with harness)	1	31T-7920001 and up
-15a	596 845	D	* DETECTOR - Flux (2594484)	1	
-16	761 941		TRAY - Mounting (4003034)	1	31T-7400002 to 31T-7920061 incl.
-17	755 032		GYRO AND SYNCHRONIZER ASSEMBLY - Sperry C-14 compass (2587193-43)	1	
-18	755 449		VERTICAL GYRO - (VG-14/4001 808-901)	1	31T-7400002 to 31T-7920061 incl
	548 414		VERTICAL GYRO - (VG-14A/7000622-901)	1	31T-7920062 and up
-19	51415-00	C,J	TRAY ASSEMBLY - Computer amplifier, shock mount	1	31T-7400002 and up
	51843-02	N	TRAY ASSEMBLY - Computer amplifier, shock mount	1	31T-7520033 and up
-20	51395-00		BOX ASSEMBLY - Junction	1	31T-7400002 to 31T-7720007 incl
-20a	484 231		* RELAY - Junction box (KA11DG, 10 AMP)	2	31T-7400002 to 31T-7720007 incl
-20b	456 714		* DIODE - (1N4001)	1	31T-7400002 to 31T-7720007 incl
-20c	484 143		* RELAY - (HFW3102S01)	1	31T-7620040 to 31T-7720007 incl
-20d	456 753		* DIODE - (1N4003)	1	31T-7620040 to 31T-7720007 incl
-21	489 408		AUTOTRANSFORMER - (85037)	1	31T-7400002 to 31T-7720007 incl
-22	51820-02		BRACKET ASSEMBLY - Controller support, left	1	
	51820-03		BRACKET ASSEMBLY - Controller support, right	1	
-23	51363-00	K	SHELF ASSEMBLY - Equipment mount	1	
	54965-02	L	SHELF ASSEMBLY - Equipment mount	1	
-24	51386-00		SHELF ASSEMBLY - Computer amplifier mount	1	
-25	51338-00		SHELF - Altitude controller	1	
-26	467 138	M	INVERTER - (PC-15BC)	2	31T-7400002 and up
	467 148	M	INVERTER - (1A250-1B)	2	31T-7720008 and up
-27	51540-02	J,N	HARNESS ASSEMBLY - AltiMatic M-4D, servos	1	31T-7400002 to 31T-7620019 incl
	54819-02	J,N	HARNESS ASSEMBLY - AltiMatic M-4D, servos	1	31T-7620020 to 31T-7720007 incl
	51970-02	C	HARNESS ASSEMBLY - AltiMatic M-4D, servos	1	31T-7620020 to 31T-7720007 incl
	54819-05	C	HARNESS ASSEMBLY - AltiMatic M-4D, servos	1	31T-7620020 to 31T-7720007 incl
-28	51540-03		HARNESS ASSEMBLY - Flight controller	1	31T-7400002 to 31T-7620019 incl
	54819-03		HARNESS ASSEMBLY - Flight controller	1	31T-7620020 and up

When ordering, always specify Part Number, Description and Serial Number of Aircraft

PIPER PARTS CATALOG

Figure and Index Number	Part Number	Code	NOMENCLATURE	No. Req.	SERIAL NUMBERS AFFECTED
136-29	51540-04		HARNES ASSEMBLY - Gyro power and control wheel	1	31T-7400002 to 31T-7620019 incl.
	54819-04		HARNES ASSEMBLY - Gyro power and control wheel	1	31T-7620020 to 31T-7720007 incl.
-30	51540-05	J	HARNES ASSEMBLY - Director horizon, turn and bank	1	31T-7400002 to 31T-7620014 incl.
	54780-02	J	HARNES ASSEMBLY - Director horizon, turn and bank	1	31T-7620015 to 31T-7720007 incl.
	51970-03	C	HARNES ASSEMBLY - Director horizon, turn and bank	1	31T-7620003 to 31T-7620014 incl.
	54786-02	C	HARNES ASSEMBLY - Director horizon, turn and bank	1	31T-7620015 to 31T-7720007 incl.
	51830-02	N	HARNES ASSEMBLY - Director horizon, turn and bank	1	31T-7620033 to 31T-7720007 incl.
	56521-02	G,H	HARNES ASSEMBLY - Director horizon, turn and bank	1	31T-7720008 and up
-30a	472 876	G,H	* LIGHT - Indicator (106S-A-FB59) amber	1	31T-7720008 and up
	472 861	G,H	* LIGHT - Indicator (106S-R-FB59) red	1	31T-7720008 and up
-31	51412-02	J,N	HARNES ASSEMBLY - Gyro synchronizer	1	31T-7400002 to 31T-7620019 incl
	54880-02	J,N	HARNES ASSEMBLY - Gyro synchronizer	1	31T-7620020 to 31T-7720007 incl
	51412-04	C	HARNES ASSEMBLY - Gyro synchronizer	1	31T-7520003 to 31T-7620019 incl.
	54880-04	C	HARNES ASSEMBLY - Gyro synchronizer	1	31T-7620020 to 31T-7720007 incl
-32	51412-03	J,N	HARNES ASSEMBLY - Remote compass	1	31T-7400002 to 31T-7620019 incl
	54880-03	J,N	HARNES ASSEMBLY - Remote compass	1	31T-7620020 to 31T-7720007 incl
	51412-06	C	HARNES ASSEMBLY - Remote compass	1	31T-7520003 to 31T-7620019 incl
	54880-06	C	HARNES ASSEMBLY - Remote compass	1	31T-7620020 to 31T-7720007 incl.
-33	51413-00		HARNES ASSEMBLY - Flux detector, left	1	31T-7400002 to 31T-7820092 incl.
	29126-02		HARNES ASSEMBLY - Flux detector, left	1	31T-7920001 and up
	52117-00		HARNES ASSEMBLY - Flux detector, right	1	31T-7400002 to 31T-7920051 incl
	29196-02		HARNES ASSEMBLY - Flux detector, right	1	31T-7920052 and up
-34	487 852		SWITCH - Power, gyro switching (1L254-73)	1	31T-7400002 to 31T-7720007 incl
-35	51384-00		PANEL - Electroluminescent, function switches	1	
-36	54784-02		LINE ASSEMBLY - Static air	1	
-37	51376-00		TUBE ASSEMBLY - Static air	1	
-38	41996-00		FITTING ASSEMBLY - Static air	1	
-39	51344-02		CABLE ASSEMBLY - Aileron servo	1	
-40	452 009		* BARREL - Turnbuckle (NAS649-B16S)	1	
-41	454 867		* CLIP - Turnbuckle locking (NAS651-16S)	2	
-42	51344-02		CABLE ASSEMBLY - Rudder servo	1	
-43	452 009		* BARREL - Turnbuckle (NAS649-B16S)	1	
-44	454 867		* CLIP - Turnbuckle locking (NAS651-16S)	2	
-45	51346-00		CABLE ASSEMBLY - Elevator servo	1	
-46	452 009		* BARREL - Turnbuckle (NAS649-B16S)	1	
-47	454 867		* CLIP - Turnbuckle locking (NAS651-16S)	2	
-48	51288-08		SCREW ASSEMBLY - Elevator trim tab, right	1	
-49	41734-48		* CABLE ASSEMBLY - Elevator trim tab	1	
-50	51340-00		* DRUM - Elevator trim tab	1	
-51	51268-00		* BRACKET - Control cable drum	1	
-52	51271-03		* SCREW - Elevator trim	1	
-53	51339-00		* RETAINER - Bearing	1	
-54	51343-00		* RETAINER - Bearing	1	
-55	48437-02		* BUSHING	1	
-56	17089-00		* PIN	1	
-57	452 600		* BEARING - (B-538-ZZ)	2	
-58	400 868		* BOLT - (AN23-16A)	1	
	404 887		* NUT - (MS20365-1032C)	1	
-59	416 091		* SCREW - (MS35265-42)	1	
-59a	49981-09		* WASHER - Spacer	AR	
-59b	54797-05		* PLATE ASSEMBLY - Bearing	1	
-59c	452 381		* * BEARING - (FF-609-1)	1	
-60	51382-00		BRACKET ASSEMBLY - Slip skid sensor mounting	2	
-61	51498-00		BRACKET - Inverter mount	4	
-62	51334-00		BRACKET ASSEMBLY - Elevator trim servo	1	31T-7400002 to 31T-7920094 incl
	29262-02		BRACKET ASSEMBLY - Elevator trim servo	1	31T-8020001 and up
-63	51337-00		BRACKET - Trim servo support, left	1	31T-7400002 to 31T-7920094 incl
	51337-01		BRACKET - Trim servo support, right	1	31T-7400002 to 31T-7920094 incl
-64	51320-00		BRACKET - Rudder servo mounting, left	1	
	51320-01		BRACKET - Rudder servo mounting, right	1	

When ordering, always specify Part Number, Description and Serial Number of Aircraft

PIPER PARTS CATALOG

Figure and Index Number	Part Number	Code	NOMENCLATURE	No. Req.	SERIAL NUMBERS AFFECTED
138-65	51324-00		BRACKET ASSEMBLY - Rudder servo mounting	1	
-66	51329-00		BRACKET ASSEMBLY - Aileron servo pulley, inboard	1	
	51328-00		BRACKET ASSEMBLY - Aileron servo pulley, outboard	1	
-67	51388-00		ANGLE - Computer amplifier mount	1	
-68	51389-00	K	ANGLE - Equipment shelf mount	1	
	54962-02	L	ANGLE - Equipment shelf mount	1	
-69	48099-00		ANGLE - Elevator trim servo	1	
-70	51321-00		ANGLE - Rudder servo mounting	1	
-71	44947-00		ANGLE - Support, altitude controller	1	
-72	51325-00		CHANNEL - Rudder servo mounting	1	
-73	51350-00		MOUNT ASSEMBLY - Elevator servo	1	31T-7400002 to 31T-7920094 incl
	51350-03		MOUNT ASSEMBLY - Elevator servo	1	31T-8020001 and up
-74	33078-03		CLAMP - Cable	8	
-75	481 617		PULLEY - (MS20219-1)	4	
-76	488 316		TEE - (MS20826-4D)	1	
-77	487 915		SWITCH - (7101)	1	
-78	587 888		SWITCH - (7201)	1	
-79	587 943		SWITCH - (SF1SHX191)	1	
-80	587 820		SWITCH ASSEMBLY - (46-101B)	1	
-81	472 739		LIGHT ASSEMBLY - Trim warning (801-1030-0331-504) red (less bulb)	1	31T-7400002 to 31T-7720069 incl
-82	472 028		LAMP - Indicator (PS10008-327)	1	31T-7400002 to 31T-7720069 incl
-83	31506-06		BAR - Bus	1	
-84	494 189		WASHER - Nylomatic (38 x 62 x 047)	11	
-85	477 740		NUT - (55008A)	5	
-86	454 656		CIRCUIT BREAKER - (PS50120-3-7) 5 amp	AR	
	454 657		CIRCUIT BREAKER - (PS50120-3-12) 10 amp	AR	
	454 658		CIRCUIT BREAKER - (PS50120-3-14) 15 amp	AR	
	454 643		CIRCUIT BREAKER - (PS50120-4-21) 1 amp	AR	
	454 642		CIRCUIT BREAKER - (PS50120-4-20) 5 amp	AR	
	454 644		CIRCUIT BREAKER - (PS50120-4-22) 2 amp	AR	
	454 689		CIRCUIT BREAKER - (PS50120-3-33) 1 amp	AR	
	454 687		CIRCUIT BREAKER - (PS50120-3-31) 2 amp	AR	
	454 682		CIRCUIT BREAKER - (PS50120-3-26) 5 amp	AR	
	454 683		CIRCUIT BREAKER - (PS50120-3-27) 10 amp	AR	
-87	48811-02		BRACKET ASSEMBLY - Transformer mounting	1	31T-7400002 to 31T-7720007 incl
-88	555 695		CORD - Coiled (44067-0002)	1	
-89	53755-04		BRACKET ASSEMBLY - Switch	1	
-90	757 754		SWITCH ASSEMBLY - (1C670-2)	1	
-91	487 904		SWITCH - (39-1) (A/P Sync)	1	31T-7400002 to 31T-7820092 incl
	487 904		SWITCH - (39-1) (Boom Mike)	2	
-92	454 277		CAP - (30B1012) (A/P Sync.)	2	31T-7400002 to 31T-7820092 incl
	454 277		CAP - (30B1012) (Boom Mike)	3	
-93	51522-00		PLACARD - Control wheel	1	31T-7400002 to 31T-7820092 incl
	51522-02		PLACARD - Control wheel (Boom Mike)	1	
-94	565 367		HORN - Trim warning (SC-628)	2	
-95	51624-00		STRIP - Rub. elevator trim servo	1	
-96	54165-00		SUMP ASSEMBLY - Static air	1	
-97	54164-00		LINE ASSEMBLY - Static air	1	
-98	54167-00		ELBOW - Sump assembly	1	
-99	462 058		RING - "O" (MS29512-04)	2	
-100	491 050		UNION - (AN815-4D)	1	
-101	477 618		NUT - (AN924-4D)	1	
-102	596 737		INDICATOR - Horizontal situation display (4000172-8502)	1	
-103	33093-02	E	HARNES ASSEMBLY - Flux sensor	1	
-104	587 849	E	SWITCH - Fast slave (30-1)	1	
-105	487 915	E	SWITCH - NAV selector (7101)	1	
-106	54870-02	E	SWITCH ASSEMBLY - RNAV	1	
-107	80404-02		PLACARD - Indicator lights	1	31T-7400002 to 31T-7720007 incl
	80508-02		PLACARD - Indicator lights	1	31T-7720008 and up

When ordering, always specify Part Number, Description and Serial Number of Aircraft

PIPER PARTS CATALOG

Figure and Index Number	Part Number	Code	NOMENCLATURE	No. Req.	SERIAL NUMBERS AFFECTED
136-108	487 775		SWITCH - (38-2) (F/C Release)	1	
-109	456 004		DATA LAMP - Indicator (507-4761-3331-600)	1	31T-7400002 to 31T-7720007 incl.
-110	456 005		DATA LAMP - Indicator (507-4961-3333-500)	1	31T-7400002 to 31T-7720007 incl.
-111	596 200	E	PLATE - Mooring (073-0044-00)	1	
-112	54865-02	E,F	BOX ASSEMBLY - Junction (complete)	1	31T-7400002 to 31T-7720007 incl.
	54865-03	E,G	BOX ASSEMBLY - Junction (complete)	1	31T-7400002 to 31T-7720007 incl.
	54865-04	E,H	BOX ASSEMBLY - Junction (complete)	1	31T-7400002 to 31T-7720007 incl.
-113	80334-02		PLACARD - A/P disengaged	1	31T-8020001 and up
-114	472 876		LIGHT ASSEMBLY - A/P disengaged (106S-A-FB59)	1	31T-8020001 and up
-115	49779-02		BRACKET - Elevator trim servo	1	31T-8020001 and up
-116	29263-02		PLATE - Adapter, elevator trim servo	1	31T-8020001 and up
-117	29264-02		BRACKET - Adapter, elevator servo	1	31T-8020001 and up

When ordering, always specify Part Number, Description and Serial Number of Aircraft

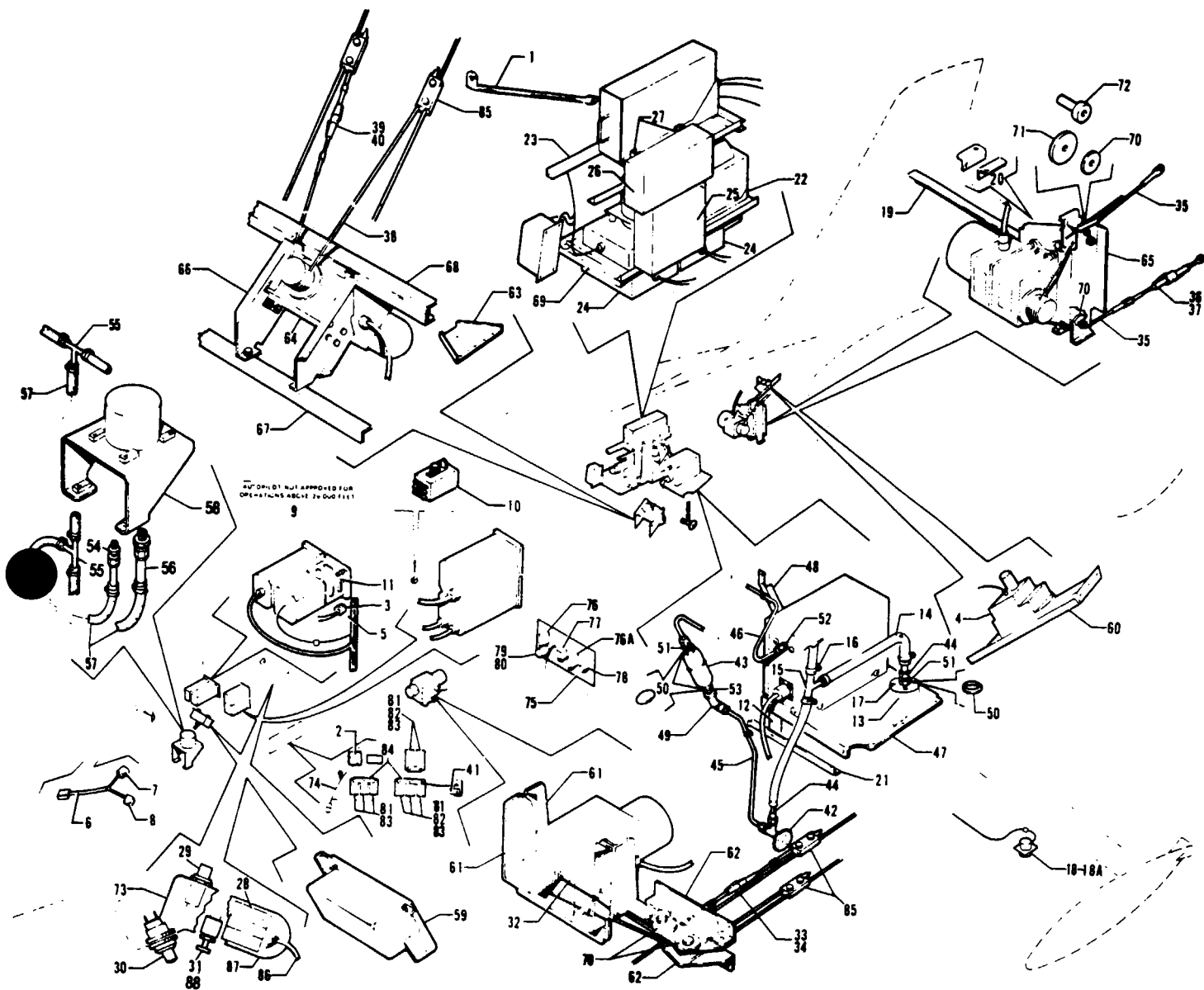


Figure 137 Sperry Autopilot F/D Installation (SPZ-200)
 (Serial Nos. 31T-7400002 to 31T-8020038 inclusive)
 (See Code "A")

PIPER PARTS CATALOG

CODE EXPLANATIONS FOR FIGURE 137

- A - This installation is relative only to associated Piper Aircraft Corporation parts that are used when installing Sperry SPZ-200 Autopilot. All Sperry equipment and components must be procured from a Sperry Flight Systems Distributor
- B - Used if Inverter Part No 487 138 has been installed
- C - Used if Inverter Part No 487 148 has been installed
- D - When ordering, ascertain vendor's part no on inverter
- E - Used if Boom Mike is installed

PIPER PARTS CATALOG

Figure and Index Number	Part Number	Code	NOMENCLATURE	No Req.	SERIAL NUMBERS AFFECTED
137-	51700		DRAWING - Sperry SPZ-200 Autopilot F/D Installation		
-1	55597-02		BRACKET - Equipment mount shelf	2	31T-7720008 and up
-2	487 852		SWITCH - (1L254-73)	1	31T-7720008 to 31T-7920094 incl
	588 120		SWITCH - (1M254-73)	1	31T-8020001 and up
-3	472 876		LIGHT - Indicator (106S-A-FB59)	1	31T-7720008 and up
-4	51720-02		SERVO ASSEMBLY - Elevator trim	1	
-5	80552-02		PLACARD - Torque light	1	
-6	49439-02		HARNESS ASSEMBLY - Inverter power warning	1	31T-7820001 and up
-7	584 009		* RELAY - (R10-E6-Y2-115 VAC, 400 HZ)	1	31T-7820001 and up
-8	584 010		* RELAY - (R10-E6-Y2-24 VAC, 400 HZ)	1	31T-7820001 and up
-9	80639-02		PLACARD - Autopilot (29,000 ft limit)	1	
-10	548 018		RELAY - Flap compensating (KHS 11D31)	2	31T-7920001 and up
-11	554 632		CLAMP - Computer mount (64324)	1	
-12	55678-02		ANGLE - Controller mounting	1	31T-7720008 and up
-13	588 066		SWITCH - (GBC-300-84)	1	
-14	80007-55		HOSE - Static air	1	
-15	47652-00		TEE - Static air	1	
-16	554 778		CLAMP - (SAE TY F-4SS)	4	
-17	415 513		SCREW - (MS35206-226)	4	
	407 041		WASHER - (MS35338-41)	4	
-18	51414-00		DETECTOR ASSEMBLY - Flux (with harness)	1	
-18a	596 845		* DETECTOR - Flux (2594484)	1	
-19	48099-00		ANGLE - Elevator trim servo mounting	1	31T-7720008 and up
-20	55677-02		ANGLE - Elevator trim servo mounting	2	31T-7720008 and up
-21	51388-00		ANGLE - Controller mounting	1	31T-7720008 and up
-22	51363-00	B	SHELF ASSEMBLY - Equipment mount	1	
	54965-02	C	SHELF ASSEMBLY - Equipment mount	1	
-23	51651-00		SHELF ASSEMBLY - Autopilot computer	1	
-24	467 138	D	INVERTER - (PC-15BC)	2	31T-7520029 and up
	467 148	D	INVERTER - (1A250-1B)	2	31T-7720008 and up
-25	55830-02		BOX ASSEMBLY - Junction (5550-95116)	1	
-26	55832-02		BOX ASSEMBLY - Relay (4027710)	1	
-27	54937-02		CHANNEL ASSEMBLY - Junction box mount, forward	1	
	54937-03		CHANNEL ASSEMBLY - Junction box mount, rear	1	
-28	587 950		SWITCH ASSEMBLY - (1C670-2)	1	
-29	587 981		SWITCH - (B9001B)	1	
-30	588 002		SWITCH - (B9022BB)	1	
-31	487 904	E	SWITCH - (39-1)	1	
-32	51643-02		CABLE ASSEMBLY - Aileron servo, left	1	
	51644-02		CABLE ASSEMBLY - Aileron servo, right	1	
-33	489 972		* TURNBUCKLE - (MS21251-B3S)	1	
-34	454 867		* CLIP - Locking (NAS651-16S)	2	
-35	51645-00		CABLE ASSEMBLY - Elevator servo, upper	1	
	51646-00		CABLE ASSEMBLY - Elevator servo, lower	1	
-36	489 972		* TURNBUCKLE - (MS21251-B3S)	1	
-37	454 867		* CLIP - Locking (NAS651-16S)	2	
-38	51643-03		CABLE ASSEMBLY - Rudder servo, left	1	
	51644-03		CABLE ASSEMBLY - Rudder servo, right	1	
-39	489 972		* TURNBUCKLE - (MS21251-B3S)	1	
-40	454 867		* CLIP - Locking (NAS651-16S)	2	
-41	54250-02		BAR - Bus	1	31T-7520029 to 31T-7720007 incl
-42	41995-00		FITTING ASSEMBLY - Static air	1	
-43	54165-00		SUMP ASSEMBLY - Static air	1	
-44	51376-00		TUBE ASSEMBLY - Static air	2	
-45	54784-02		LINE ASSEMBLY - Static air	1	
-46	29164-02		LINE ASSEMBLY - Static air	1	

When ordering, always specify PartNumber, Description and Serial Number of Aircraft

PIPER PARTS CATALOG

Figure and Index Number	Part Number	Code	NOMENCLATURE	No. Req.	SERIAL NUMBERS AFFECTED
137-47	51635-00		SHELF - Altitude controller	1	
-48	44947-00		ANGLE - Support, altitude controller	1	
-49	54167-00		ELBOW - Sump assembly	1	
-50	482 058		RING - "O" (MS29512-04)	3	
-51	491 050		UNION - (AN815-4D)	2	
-52	476 648		NIPPLE - (AN816-4D)	1	
-53	477 618		NUT - (AN924-4D)	1	
-54	48723-00		LINE ASSEMBLY - Airspeed transducer	1	
-55	32820-00		TUBE ASSEMBLY - Airspeed transducer	2	
-56	51833-02		TUBE ASSEMBLY - Airspeed transducer	1	
-57	80007-30		HOSE - Airspeed transducer, left	1	
	80007-29		HOSE - Airspeed transducer, right	1	
-58	51634-00		BRACKET ASSEMBLY - Airspeed transducer	1	
-59	51637-00		BRACKET ASSEMBLY - Manual controller	1	
-60	51718-02		BRACKET ASSEMBLY - Trim servo mount	1	
-61	51724-00		BRACKET - Aileron servo, front	1	
	51628-00		BRACKET ASSEMBLY - Aileron servo, rear	1	
-62	51629-00		BRACKET ASSEMBLY - Aileron servo pulley, top	1	
	51630-00		BRACKET ASSEMBLY - Aileron servo pulley, bottom	1	
-63	51706-00		BRACKET - Mounting, rudder servo	2	
-64	51604-00		BRACKET ASSEMBLY - Mounting, rudder servo	1	
-65	51713-00		BRACKET ASSEMBLY - Elevator servo	1	
-66	51605-00		SUPPORT - Mounting, rudder servo, left	1	
	51605-01		SUPPORT - Mounting, rudder servo, right	1	
-67	51321-00		ANGLE - Mounting, rudder servo	1	
-68	51606-00		ANGLE ASSEMBLY - Mounting	2	
-69	51389-00	B	ANGLE - Equipment shelf mount	1	
	54962-02	C	ANGLE - Equipment shelf mount	1	
-70	481 617		PULLEY - Servo cable (MS20219-1)	4	
-71	481 628		PULLEY - Servo cable (MS24566-3B)	1	
-72	51717-00		RETAINER - Cable	1	
-73	80297-04		PLACARD - Left control wheel	1	31T-7400002 to 31T-7820092 incl
	80297-06		PLACARD - Right control wheel	1	31T-7400002 to 31T-7820092 incl
	80297-02	E	PLACARD - Left control wheel	1	
	80297-03	E	PLACARD - Right control wheel	1	
-74	51502-00		HARNESSE ASSEMBLY - Power, gyro switching	1	31T-7520029 to 31T-7720007 incl
-75	80300-02		PANEL - Electroluminescent, function switches	1	
-76	487 915		SWITCH - (7101)	1	
-76a	487 915		SWITCH - (7101)	1	31T-7520029 to 31T-7720007 incl
	587 984		SWITCH - (7301)	1	31T-7720008 and up
-77	588 005		SWITCH - (SF1SHX191)	1	
-78	587 820		SWITCH ASSEMBLY - (46-101B)	1	
-79	484 595		RHEOSTAT - (4910)	1	
-80	571 177		KNOB - Rheostat (25017-0001)	1	
-81	454 657		CIRCUIT BREAKER - (PS50120-3-12) 10 amp	AR	31T-7520029 to 31T-7720007 incl
	454 693		CIRCUIT BREAKER - (PS50120-3-22) 1 amp	AR	31T-7520029 to 31T-7720007 incl
	454 694		CIRCUIT BREAKER - (PS50120-3-23) 2 amp	AR	31T-7520029 to 31T-7720007 incl
	454 658		CIRCUIT BREAKER - (PS50120-3-14) 15 amp	AR	31T-7520029 to 31T-7720007 incl
	454 642		CIRCUIT BREAKER - (PS50120-4-20) .5 amp	AR	31T-7520029 to 31T-7720007 incl
	454 643		CIRCUIT BREAKER - (PS50120-4-21) 1 amp	AR	31T-7520029 to 31T-7720007 incl
	454 644		CIRCUIT BREAKER - (PS50120-4-22) 2 amp	AR	31T-7520029 to 31T-7720007 incl
	454 684		CIRCUIT BREAKER - (PS 5012-3-28) 15 Amp plug-in	AR	31T-7720008 and up
	454 683		CIRCUIT BREAKER - (PS5012-3-27) 10 Amp plug-in	AR	31T-7720008 and up
	454 687		CIRCUIT BREAKER - (PS50120-3-31) 2 Amp plug-in	AR	31T-7720008 and up
	454 689		CIRCUIT BREAKER - (PS50120-3-33) 1 Amp plug-in	AR	31T-7720008 and up
-82	477 740		NUT - Drilled (55008A)	6	31T-7520029 to 31T-7720007 incl
-83	494 189		WASHER - Nylomatic (.38 x .62 x .047)	9	31T-7520029 to 31T-7720007 incl

When ordering, always specify Part Number, Description and Serial Number of Aircraft

PIPER PARTS CATALOG

Figure and Index Number	Part Number	Code	NOMENCLATURE	No. Req.	SERIAL NUMBERS AFFECTED
137-84	31506-06		BAR - Bus	2	31T-7520029 to 31T-7720007 incl.
-85	33078-03		CLAMP - Cable	8	
-86	555 895		CORD - Coiled (44067-0002)	1	
-87	53755-06		BRACKET ASSEMBLY - Switch, left control wheel	1	
	53755-05		BRACKET ASSEMBLY - Switch, right control wheel	1	
-88	454 277	E	CAP - (30B1012)	1	

When ordering, always specify Part Number, Description and Serial Number of Aircraft

THIS PAGE INTENTIONALLY LEFT BLANK

PIPER PARTS CATALOG

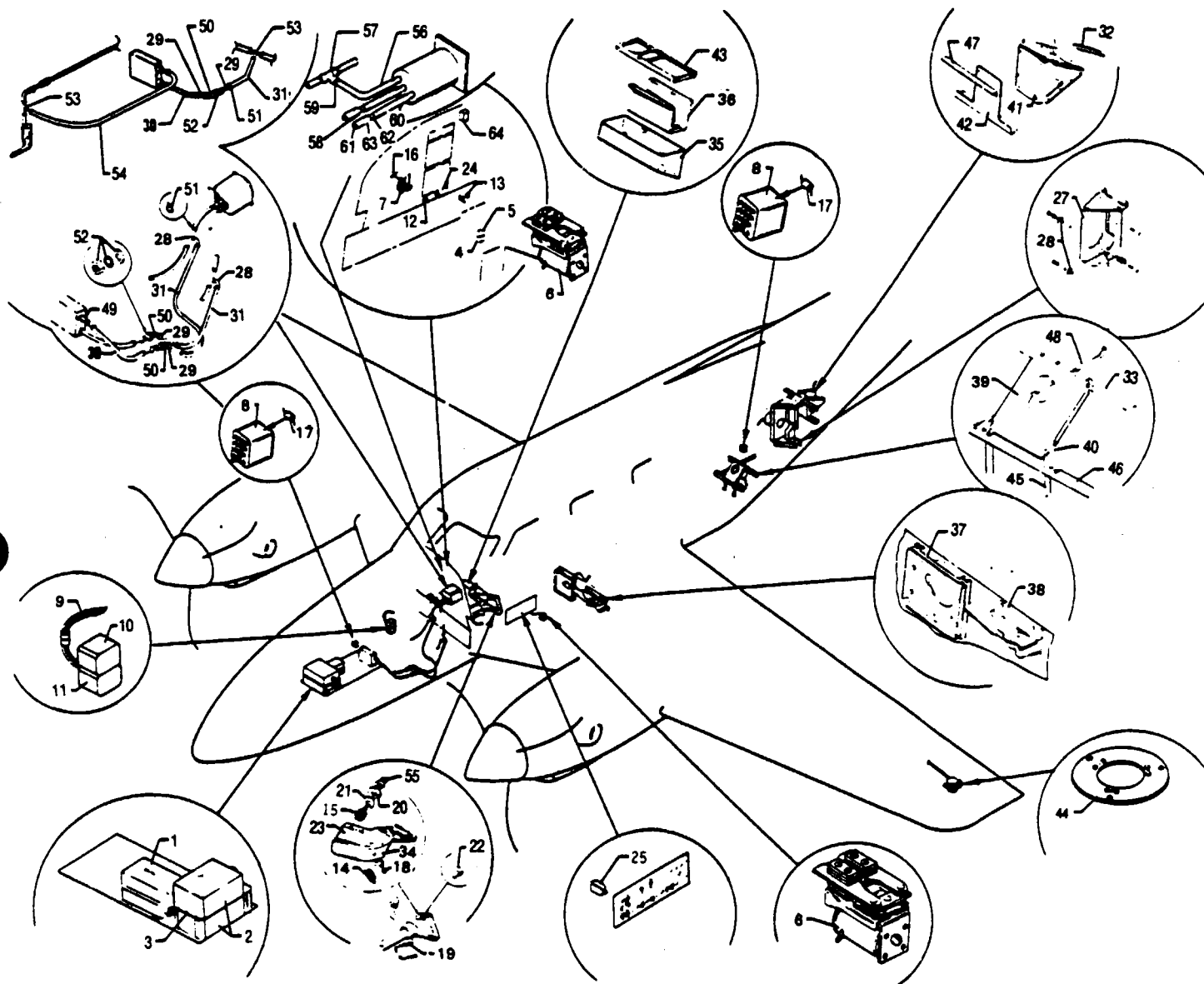


Figure 137A. King Autopilot F/D Installation (KFC-250)
(See Code "A" and "B")

REVISED: FEBRUARY 1981

PIPER PARTS CATALOG

CODE EXPLANATIONS FOR FIGURE 137A

- A - This installation is relative only to associated Piper Aircraft Corporation parts that are used when installing King KFC-250 Autopilot. All King equipment and components must be procured from King Radio Corporation, 400 N. Rogers Road, Olathe, Kansas 66061.
- B - This illustrated parts list is applicable only to serial numbers 31T-7804001 to 31T-8004057 inclusive. Aircraft with serial numbers 31T-8104001 and up must refer to the Avionics Drawing Index List and the appropriate drawings supplied with each aircraft when ordering replacement parts.
- C - Used if 3 inch instruments are installed.
- D - Order part for serial numbers 31T-8004020 and up if a 12 volt coil relay has been installed per Service Letter 893.
- E - Used if King Altitude Selector is installed.
- F - Used on aircraft that comply with C A A (United Kingdom) requirements.

PIPER PARTS CATALOG

Figure and Index Number	Part Number	Code	NOMENCLATURE	No. Req.	SERIAL NUMBERS AFFECTED
137A-	49750 49914 49910.		DRAWING - King Autopilot F/D Installation (KFC-250) DRAWING - Copilot Control Wheel Installation DRAWING - King Autopilot F/D Installation (KFC-250) (3 inch instrument)		
-1	596 963 597 158		GYRO - Vertical (VG-208) (jet) GYRO - Vertical (332D-11A) (Collins)	1 1	
-2	467 502		INVERTER - Static (PC-125)	2	
-3	49777-02		SHELF ASSEMBLY - Inverter mount	1	
-4	565 367	E	HORN - Altitude selector (SC-628)	1	
-5	565 367		HORN - Warning (SC-628)	1	
-6	49801-02		RELAY ASSEMBLY - AP/FD power	1	
-7	764 032	D	KIT - "Free Gyro" Relay Replacement	1	31T-7804001 to 31T-8004019 incl
	584 155		RELAY - Free Gyro (R10-E6-Y2-S800, 12 VDC)	1	31T-8004020 and up
-8	584 018		RELAY - Flap compensation (KHS11D31)	1	
-9	49439-02		HARNES ASSEMBLY - Inverter power warning	1	
-10	584 009		* RELAY - (R10-E6-Y2-115 VAC, 400 HZ)	1	
-11	584 010		* RELAY - (R10-E6-Y2-24 VAC, 400 HZ)	1	
-12	587 820		SWITCH - (46-101B)	2	
-13	588 120		SWITCH - (IM254-73)	1	
-14	487 904		SWITCH - (39-1) (A/P sync)	1	
	487 904		SWITCH - (39-1) (Boom Mike)	2	
-15	587 985		SWITCH - (8N3021) (Trim interrupt and A/P disconnect)	2	
-16	456 753		DIODE - (IN4003)	2	
-17	456 758		DIODE - (IN4005)	3	
-18	454 277		CAP - (30B1012) (A/P sync)	1	
	454 277		CAP - (30B1012) (Boom Mike)	2	
-19	555 695		CORD - Coiled (44067-0002)	2	
-20	15660-02		ADAPTER - Trim switch	2	
-21	15661-02		ADAPTER - Trim switch	2	
-22	26870-00		BUTTON - Plug	2	
-23	80689-02		PLACARD - Control wheel (pilot)	1	
	80685-02		PLACARD - Control wheel (copilot)	1	
-24	80683-02		PLACARD - Switch (trim test/fast erect)	1	
-25	454 682		CIRCUIT BREAKER - (PS50120-3-26) 5 amp	AR	
	454 684		CIRCUIT BREAKER - (PS50120-3-28) 15 amp	AR	
	454 685		CIRCUIT BREAKER - (PS50120-3-29) 20 amp	AR	
	454 722		CIRCUIT BREAKER - (PS50120-3-35) 7.5 amp	AR	
	454 689		CIRCUIT BREAKER - (PS50120-3-33) 1 amp	AR	
	454 687		CIRCUIT BREAKER - (PS50120-3-31) 2 amp	AR	
-26	481 617		PULLEY - (MS20219-1)	4	
-27	51350-02		MOUNT ASSEMBLY - Elevator servo	1	
-28	16632-00		TUBE ASSEMBLY - Air, data computer	2	31T-7804001 to 31T-7904002 incl
-29	17881-06		TUBE ASSEMBLY - Air, data computer	6	
-30	49998-37		HOSE - Air, data computer	2	
-31	80007-30		HOSE - Air, data computer	2	
-32	51624-00		STRIP - Rub, elevator trim servo	1	
-33	51325-00		CHANNEL - Rudder servo mounting	1	
-34	49655-02		BRACKET ASSEMBLY - Switch (pilot)	1	
	49655-03		BRACKET ASSEMBLY - Switch (copilot)	1	
-35	49673-02		BRACKET ASSEMBLY - Control panel, AP/FD	1	
-36	49678-02		BRACKET - Control panel, AP/FD	1	
-37	49489-02		BRACKET - Aileron servo mounting	1	
-38	51329-00		BRACKET ASSEMBLY - Aileron servo pulley, inboard	1	
	51328-00		BRACKET ASSEMBLY - Aileron servo pulley, outboard	1	
-39	49488-02		BRACKET ASSEMBLY - Rudder servo mounting	1	
-40	51320-02		BRACKET - Rudder servo mounting, left	1	
	51320-03		BRACKET - Rudder servo mounting, right	1	

When ordering, always specify Part Number, Description and Serial Number of Aircraft

PIPER PARTS CATALOG

Figure and Index Number	Part Number	Code	NOMENCLATURE	No. Req.	SERIAL NUMBERS AFFECTED
137A-41	49493-02		BRACKET ASSEMBLY - Elevator trim servo	1	
-42	49779-02		BRACKET - Elevator trim servo	1	
-43	49672-02		PLATE - Control panel, AP/FD	1	
-44	49666-02		PLATE ASSEMBLY - Adapter, flux valve	1	31T-7804001 to 31T-7804011 incl
	29229-02		PLATE ASSEMBLY - Adapter, flux valve	1	31T-7904001 and up
-45	54658-03		ANGLE - Rudder servo, left	1	
	54658-02		ANGLE - Rudder servo, right	1	
-46	51321-00		ANGLE - Rudder servo mounting	1	
-47	48099-00		ANGLE - Elevator trim servo	1	
-48	49778-02		ANGLE - Rudder servo	1	
-49	458 891		ELBOW - (AN823-4D)	1	
-50	458 910		ELBOW - (AN837-4D)	2	
-51	454 983		CLAMP - (SAE TY E-8)	12	
-52	407 568		WASHER - (AN960-716)	2	
	462 027		GASKET - (AN6290-4)	2	
	477 618		NUT - (AN924-4D)	2	
-53	32820-00		TUBE ASSEMBLY - Air, data computer	2	31T-7904003 and up
-54	49998-44		HOSE - Pitot air	1	31T-7904003 and up
-55	553 884		CAP - Switch, red (8Z0082)	1	
-56	83161-49	C	HOSE - Director horizon to pressure bulkhead	1	
-57	488 319	C	TEE - (AN824-6D)	1	
-58	82371-124	C	HOSE - Director horizon to manifold (25" L.)	1	
-59	454 921	C	CLAMP - (SAE TY F-10)	6	
-60	82371-141	C	HOSE - Director horizon to manifold (17" L.)	1	
-61	82371-48	C	HOSE - Director horizon to manifold (8 75" L.)	1	
-62	54926-05	C	TUBE ASSEMBLY - Reducer	1	
-63	554 864	C	CLAMP - (QS200-M12)	2	
-64	588 139	F	SWITCH - Acceleration test switch (7105S)	1	

When ordering, always specify Part Number, Description and Serial Number of Aircraft

PIPER PARTS CATALOG

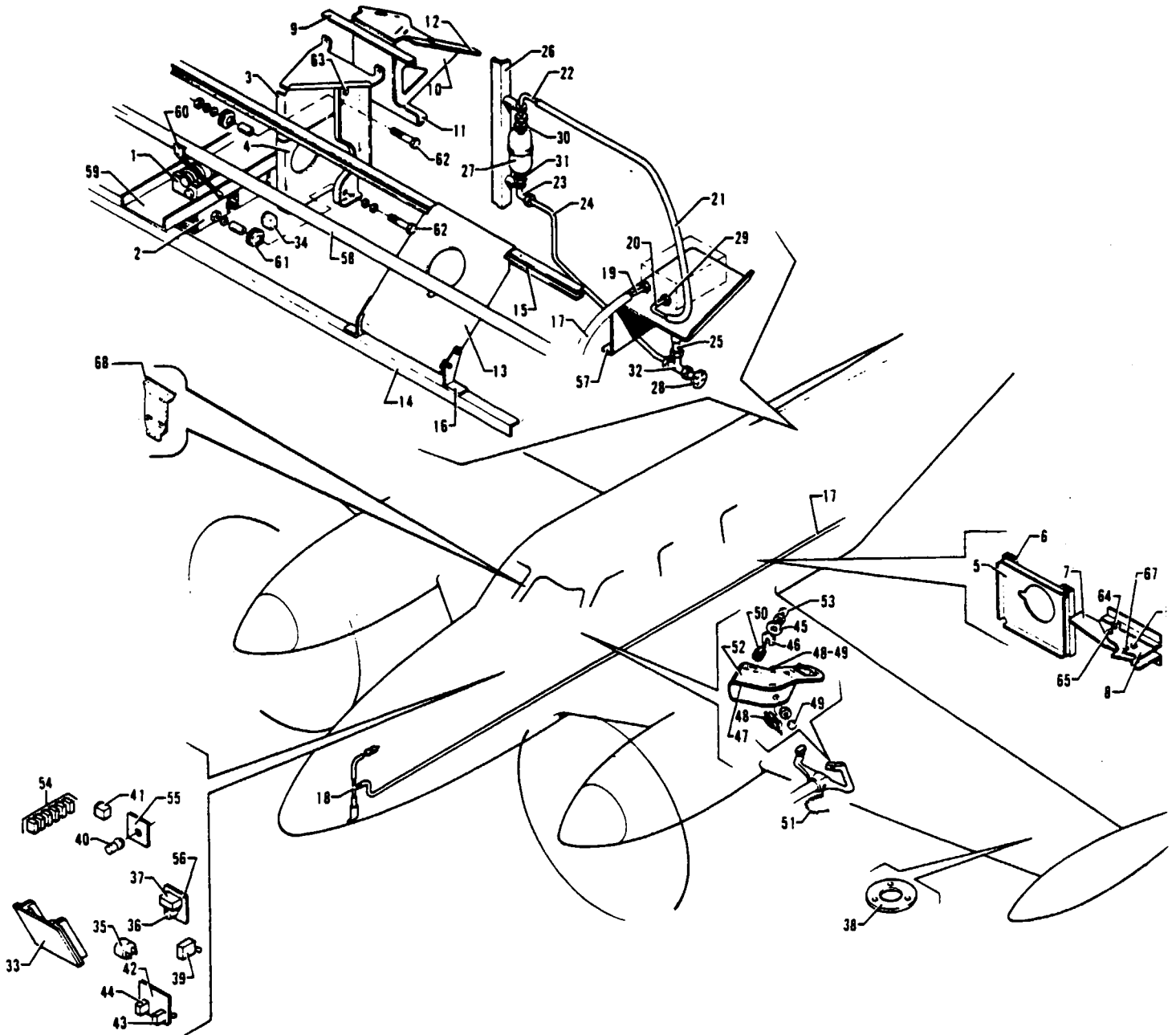


Figure 137B King AutoPilot F/D Installation (KFC-300)
(See Codes "A" and "B")

REVISED: FEBRUARY 1981

PIPER PARTS CATALOG

CODE EXPLANATIONS FOR FIGURE 137B

- A - This installation is relative only to associated Piper Aircraft Corporation parts that are used when installing King KFC-300 AutoPilot F/D. All King equipment must be procured from King Radio Corporation, 400 N. Rogers Road, Olathe, Kansas 66061.
- B - This illustrated parts list is applicable only to serial numbers 31T-7720039 to 31T-8020092 inclusive. Aircraft with serial numbers 31T-8120001 and up must refer to the Avionics Drawing Index List and the appropriate drawing supplied with each aircraft when ordering replacement parts.
- C - Used if VNAV is installed.

PIPER PARTS CATALOG

Figure and Index Number	Part Number	Code	NOMENCLATURE	No. Req.	SERIAL NUMBERS AFFECTED
137B-	29300		DRAWING - King AutoPilot F/D Installation (KFC-300)		
-1	548 414		GYRO - Vertical (VG-14A/7000622-901)	1	
-2	467 138		INVERTER - (PC-15BC 28V/Flitronics)	2	
	467 148		INVERTER - (1A250-1B/Avionics Instruments)	2	
-3	51350-03		BRACKET ASSEMBLY - Elevator servo mounting	1	
-4	29264-03		BRACKET - Adapter, elevator servo mounting	1	
-5	29261-02		BRACKET - Aileron servo mounting	1	
-6	29265-02		SPACER - Aileron servo	2	
-7	51328-00		BRACKET - Pulley mounting, bottom	1	
-8	51329-00		BRACKET - Pulley mounting, top	1	
-9	48099-00		ANGLE - Elevator trim servo	1	
-10	29262-02		BRACKET ASSEMBLY - Elevator trim servo mounting	1	
-11	49779-02		BRACKET - Elevator trim servo	1	
-12	51624-00		BLOCK - Rub, elevator trim servo	1	
-13	51324-03		BRACKET - Rudder servo mounting	1	
-14	51321-00		ANGLE - Rudder servo mounting	1	
-15	51325-00		CHANNEL - Rudder servo mounting	1	
-16	54658-03		ANGLE - Rudder servo, left	1	
	54658-02		ANGLE - Rudder servo, right	1	
-17	29270-04	C	HOSE - Flexible, air data (360" L)	1	
-18	32820-00	C	TUBE ASSEMBLY - Tee, air data	1	
-19	17881-06	C	LINE ASSEMBLY - Air data computer	1	
-20	46722-00		LINE ASSEMBLY - Air data computer	1	
-21	80007-09		HOSE - Flexible	1	
-22	29269-02		TUBE ASSEMBLY - Air data	1	
-23	54167-00		ELBOW ASSEMBLY - Special	1	
-24	54784-02		LINE ASSEMBLY - Static air	1	
-25	51376-00		TUBE ASSEMBLY - Adapter, static air	1	
-26	29268-02		ANGLE - Sump mounting	1	
-27	54165-00		SUMP ASSEMBLY - Static air	1	
-28	41995-00		FITTING ASSEMBLY - Static air	1	
-29	476 648		NIPPLE - (AN816-4D)	2	
-30	491 050		UNION - (AN815-4D)	1	
	484 842		"O" RING - (MS29512-04)	1	
-31	484 842		"O" RING - (MS29512-04)	1	
	477 618		NUT - (AN824-4D)	1	
-32	488 316		TEE - (MS20826-4D)	1	
-33	29271-02		PLATE ASSEMBLY - Mode controller mounting	1	
-34	584 018		RELAY - (KHS11D31-24)	1	
-35	565 367		HORN - Trim warning (SG628)	1	
-36	587 820		SWITCH - Fast erect (46-101B)	1	
-37	588 057		SWITCH - Trim test (7415)	1	
-38	29229-02		PLATE ASSEMBLY - Flux sensor mounting	1	
-39	588 120		SWITCH - Inverter power (1M254-73)	1	
-40	472 876		LIGHT ASSEMBLY - Free gyro (106S-A-FB59)	1	
-41	764 032		KIT - "Free Gyro" Relay Replacement	1	31T-8020001 to 31T-8020035 incl.
	584 155		RELAY - Fast/free slave switch (R10-E6-Y2-S800 12 VDC)	1	31T-8020036 and up
-42	29719-02		PANEL ASSEMBLY - Slaving control	1	
-43	588 223		* SWITCH - Slaved/free (MR7-223)	1	
-44	588 224		* SWITCH - Fast slave (MR7-235)	1	
-45	15660-02		ADAPTER - Trim interrupt switch, external	1	
-46	15661-02		ADAPTER - Trim interrupt switch, internal	1	
-47	49655-02		BRACKET ASSEMBLY - Switch	1	
-48	487 904		SWITCH - Mike and SYNC (39-1)	2	

When ordering, always specify Part Number, Description and Serial Number of Aircraft

PIPER PARTS CATALOG

Figure and Index Number	Part Number	Code	NOMENCLATURE	No. Req.	SERIAL NUMBERS AFFECTED
137B-49	454 277		CAP - Switch	2	
-50	587 985		SWITCH - Trim interrupt (8N3021)	1	
-51	49568-04		CORD - Control wheel	1	
-52	80669-02		PLACARD - Control wheel	1	
-53	553 884		CAP - Switch, red (8Z0082)	1	
-54	454 656		CIRCUIT PROTECTOR - (PS50120-3-7) 5 amp	2	
	454 657		CIRCUIT PROTECTOR - (PS50120-3-12) 10 amp	1	
	454 684		CIRCUIT PROTECTOR - (PS50120-3-28) 15 amp	2	
	454 687		CIRCUIT PROTECTOR - (PS50120-3-31) 2 amp	1	
	454 689		CIRCUIT PROTECTOR - (PS5012-3-33) 1 amp	4	
-55	80805-02		PLACARD - Free gyro	1	
-56	80806-02		PLACARD - Trim test/ vert gyro	1	
-57	29280-02		BRACKET ASSEMBLY - Directional gyro mounting	1	
-58	51388-00		ANGLE - Computer support	1	
-59	54965-02		SHELF ASSEMBLY - Equipment mounting	1	
-60	55597-02		BRACKET - Support	2	
-61	481 617		PULLEY - (MS20219-1)	4	
-62	400 014		BOLT - (AN4-21A)	2	
	82732-56		BUSHING	2	
	407 565		WASHER - (AN960-416)	8	
	404 888		NUT - (MS20365-428C)	2	
-63	424 522		PIN - Pulley guard (NAS427K-27)	2	
-64	400 009		BOLT - Inboard pulley attachment (AN4-14A)	1	
	80022-122		BUSHING - Inboard pulley attachment (330 L)	1	
	80022-123		BUSHING - Inboard pulley attachment (260 L)	1	
	404 888		NUT - Inboard pulley attachment (MS20365-428C)	1	
-65	424 157		PIN - Cable guard, inboard pulley (MS20392-1C39)	2	
	424 051		PIN - Cotter (MS24665-132)	2	
-66	400 004		BOLT - Outboard pulley attachment (AN4-7A)	1	
	407 585		WASHER - Outboard pulley attachment (AN960-416L)	1	
	404 888		NUT - Outboard pulley attachment (MS20365-428C)	1	
-67	424 147		PIN - Cable guard, outboard pulley (MS20392-1C21)	- 2	
	424 051		PIN - Cotter (MS24665-132)	2	
-68	29414-02		BRACKET ASSEMBLY - Trim monitor	1	31T-8020001 and up

When ordering, always specify Part Number, Description and Serial Number of Aircraft

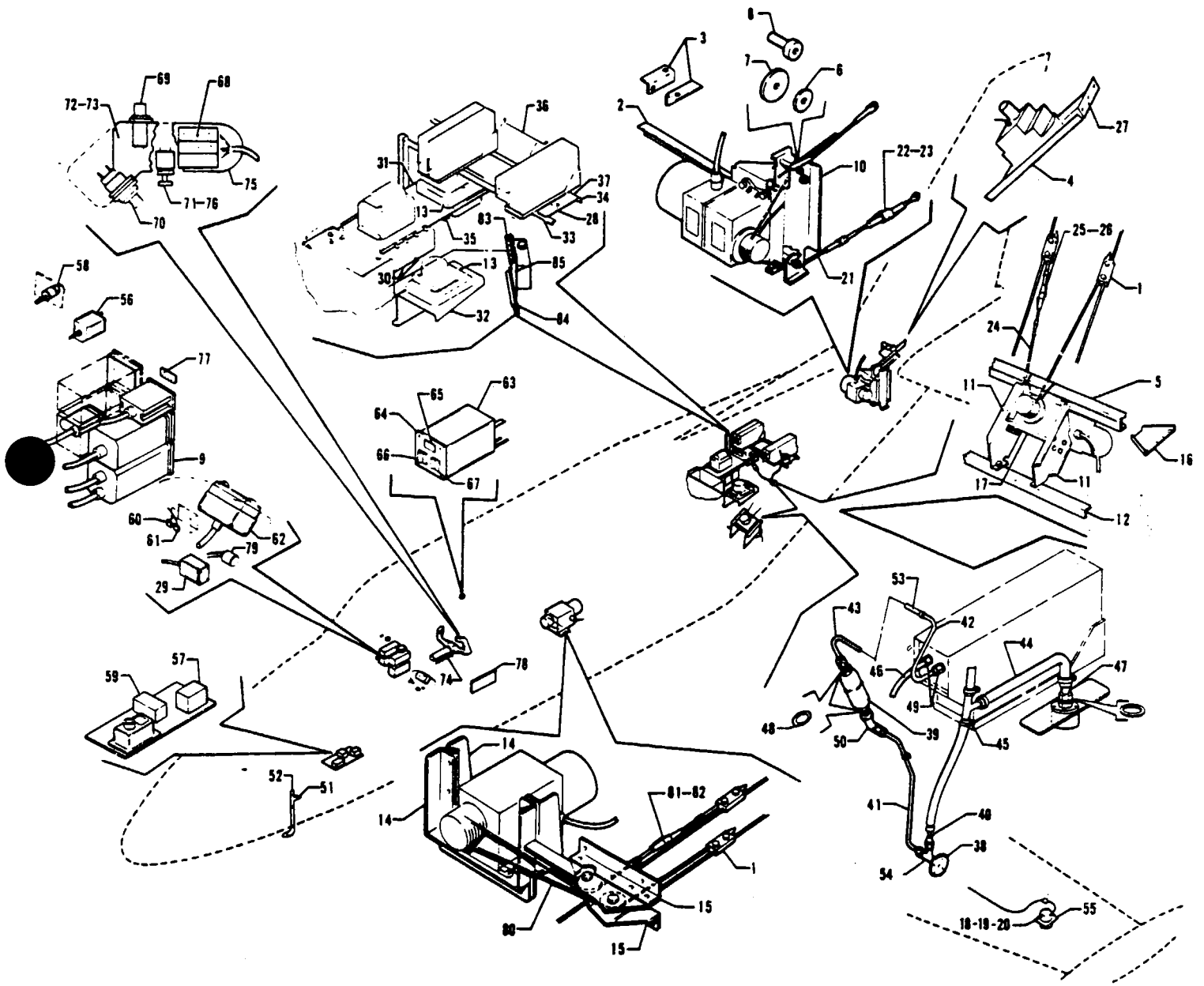


Figure 137C Sperry AutoPilot F/D Installation (SPZ-200A)
 (See Codes "A" and "B")

PIPER PARTS CATALOG

CODE EXPLANATIONS FOR FIGURE 137C

- A - This installation is relative only to associated Piper Aircraft Corporation parts that are used when installing Sperry SPZ-200A AutoPilot. All Sperry equipment and components must be procured from a Sperry Flight Systems Distributor
- B - This illustrated parts list is applicable only to serial numbers 31T-8020039 to 31T-8020092 inclusive Aircraft with serial numbers 31T-8120001 and up must refer to the Avionics Drawing Index List and the appropriate drawings supplied with each aircraft when ordering replacement parts
- C - Ascertain Vendor Part No. and order accordingly
- D - Used if Sperry Remote Gyro and Synchronizer Assembly is installed.
- E - Used if King Remote Directional Gyro is installed
- F - Used if H F Comm is not installed.

PIPER PARTS CATALOG

Figure and Index Number	Part Number	Code	NOMENCLATURE	No Req.	SERIAL NUMBERS AFFECTED
137C-	29700		DRAWING - Sperry SPZ-200A Autopilot F/D Installation		
-1	33078-03		CLAMP - Cable	8	
-2	48099-00		ANGLE - Elevator trim servo mounting	1	
-3	55677-02		ANGLE - Elevator trim servo mounting	2	
-4	51720-02		SERVO - Elevator trim (1C463-1-460)	1	
-5	51606-00		ANGLE ASSEMBLY - Mounting, rudder servo	1	
-6	481 617		PULLEY - Servo cable (MS20219-1)	4	
-7	481 628		PULLEY - Servo cable (MS24566-3B)	1	
-8	51717-00		RETAINER - Cable	1	
-9	597 519		INDICATOR - Horizontal situation display (KPI-553A/066-3045-19)	1	
-10	51713-00		BRACKET ASSEMBLY - Elevator servo	1	
-11	51605-00		SUPPORT - Mounting, rudder servo, left	1	
	51605-01		SUPPORT - Mounting, rudder servo, right	1	
-12	51321-00		ANGLE - Mounting, rudder servo	1	
-13	597 082		GYRO - Directional (with mounting tray) (King KSG-105/060-0013-01)	1	
-14	51724-00		BRACKET - Aileron servo, front	1	
	51628-00		BRACKET ASSEMBLY - Aileron servo, rear	1	
-15	51629-00		BRACKET ASSEMBLY - Aileron servo pulley, top	1	
	51630-00		BRACKET ASSEMBLY - Aileron servo pulley, bottom	1	
-16	51706-00		BRACKET - Mounting, rudder servo	2	
-17	51604-00		BRACKET ASSEMBLY - Mounting, rudder servo	1	
-18	51414-00	D	DETECTOR ASSEMBLY - Flux (with harness)	1	
-19	596 845	D	* DETECTOR - Flux (2594484)	1	
-20	596 787	E	DETECTOR - Flux (KMT-112/071-1052-00)	1	
-21	51645-00		CABLE ASSEMBLY - Elevator servo, upper	1	
	51646-00		CABLE ASSEMBLY - Elevator servo, lower	1	
-22	489 972		* TURNBUCKLE - (MS21251-B3S)	1	
-23	454 867		* CLIP - Locking (NAS651-16S)	2	
-24	51643-03		CABLE ASSEMBLY - Rudder servo, left	1	
	51644-03		CABLE ASSEMBLY - Rudder servo, right	1	
-25	489 972		* TURNBUCKLE - (MS21251-B3S)	1	
-26	454 867		* CLIP - Locking (NAS651-16S)	2	
-27	51718-02		BRACKET ASSEMBLY - Trim servo mount	1	
-28	588 066		SWITCH - Altitude compensating (GBC-300-84)	1	
-29	596 788	E	SLAVING ACCESSORY - (KA-51A/071-1053-05)	1	
-30	467 138	C	INVERTER - (PC-15BC)	2	
	467 148	C	INVERTER - (1A250-1B)	2	
-31	54965-02		SHELF ASSEMBLY - Equipment mounting	1	
-32	29280-02	E	BRACKET ASSEMBLY - Gyro mounting	1	
-33	51388-00		ANGLE - Computer support	1	
-34	51325-00		CHANNEL ASSEMBLY - Computer support	1	
-35	51321-00		ANGLE - Mounting	1	
-36	55597-02		BRACKET - Equipment mounting shelf	2	
-37	29812-02		BRACKET - Mounting, altitude compensating switch	1	
-38	41995-00		FITTING ASSEMBLY - Static air	1	
-39	54165-00		SUMP ASSEMBLY - Static air	1	
-40	51376-00		TUBE ASSEMBLY - Static air	1	
-41	54784-02		LINE ASSEMBLY - Static air	1	
-42	80007-09		HOSE - Flexible	1	
-43	29269-02		TUBE ASSEMBLY - Sump	1	

When ordering, always specify Part Number, Description and Serial Number of Aircraft

PIPER PARTS CATALOG

Figure and Index Number	Part Number	Code	NOMENCLATURE	No Req.	SERIAL NUMBERS AFFECTED
137C-44	80007-55		HOSE - Flexible	1	
-45	47652-00		FITTING - Tee	1	
-46	17881-06		LINE ASSEMBLY - Air data computer	1	
-47	51376-00		FITTING - Tube	2	
-48	491 050		UNION - (AN815-4D)	2	
	462 058		"O" RING - (MS29512-04)	2	
-49	476 648		NIPPLE - (AN816-4D)	2	
-50	54167-00		ELBOW - Sump assembly	1	
	462 058		"O" RING - (MS29512-04)	1	
	477 618		NUT - (AN924-4D)	1	
-51	32820-00		TEE - Special	1	
-52	29270-04		HOSE - Rubber, pitot air (360 0" L)	1	
-53	46722-00		LINE ASSEMBLY - Air data computer	1	
-54	488 316		TEE - (MS20826-4D)	1	
-55	29229-02	E	PLATE ASSEMBLY - Flux detector mounting	1	
-56	588 120		SWITCH - Inverter power (1M254-73)	1	
-57	584 155		RELAY - Lighting and gyro free control (R10-E6-Y2-S800 12 VDC)	1	
-58	472 876		LIGHT ASSEMBLY - Free gyro annunciating	1	
-59	584 181		RELAY - Brightness control (R10-E6-Y2-S3 2K 24 VDC)	1	
-60	584 009		RELAY - (R10-E6-Y2-115 VAC, 400 HZ)	1	
-61	584 010		RELAY - (R10-E6-Y2-24 VAC, 400 HZ)	1	
-62	29668-02		BRACKET - Autopilot controller mounting	2	
-63	29719-02	D	PANEL ASSEMBLY - Slaving control	1	
	29719-03	E	PANEL ASSEMBLY - Slaving control	1	
-64	80847-02		* PANEL - Electroluminescent slaving control	1	
-65	597 511		* METER - Slaving (4000192-8501)	1	
-66	588 223		* SWITCH - Slave/free (MR7-223)	1	
-67	588 224		* SWITCH - Fast slave (MR7-235)	1	
-68	757 754		SWITCH ASSEMBLY - (1C670-2)	2	
-69	587 981		SWITCH - TCS (B9001B)	2	
-70	588 002		SWITCH - AP/Trim disconnect (B9022BB)	2	
-71	487 904		SWITCH - Mike (39-1)	2	
-72	80297-02		PLACARD - Control wheel (pilot)	1	
-73	80297-03		PLACARD - Control wheel (copilot)	1	
-74	555 695		CORD - Coiled (44067-0002)	2	
-75	53755-06		BRACKET ASSEMBLY - Switch, control wheel (pilot)	1	
	53755-05		BRACKET ASSEMBLY - Switch, control wheel (copilot)	1	
-76	454 277		CAP - Mike switch (30B1012)	2	
-77	80864-02		PLACARD - AP/FD function	1	
-78	454 683		CIRCUIT PROTECTOR - (PS50120-3-27) 10 amp	1	
	454 684		CIRCUIT PROTECTOR - (PS50120-3-28) 15 amp	3	
	454 687		CIRCUIT PROTECTOR - (PS50120-3-31) 2 amp	3	
	454 689		CIRCUIT PROTECTOR - (PS50120-3-33) 1 amp	4	
-79	565 733		HORN - A/P disconnect (SC628)	1	
-80	51643-02		CABLE ASSEMBLY - Aileron servo, left	1	
	51644-02		CABLE ASSEMBLY - Aileron servo, right	1	
-81	489 972		* TURNBUCKLE - (MS21251-B3S)	1	
-82	454 867		* CLIP - Locking (NAS651-16S)	2	
-83	48205-00	F	ANGLE ASSEMBLY - Relay shelf support	1	
-84	48217-00	F	ANGLE ASSEMBLY - Relay shelf support	1	
-85	81273-02	F	SHELF - Relay box mounting	1	

When ordering, always specify Part Number, Description and Serial Number of Aircraft

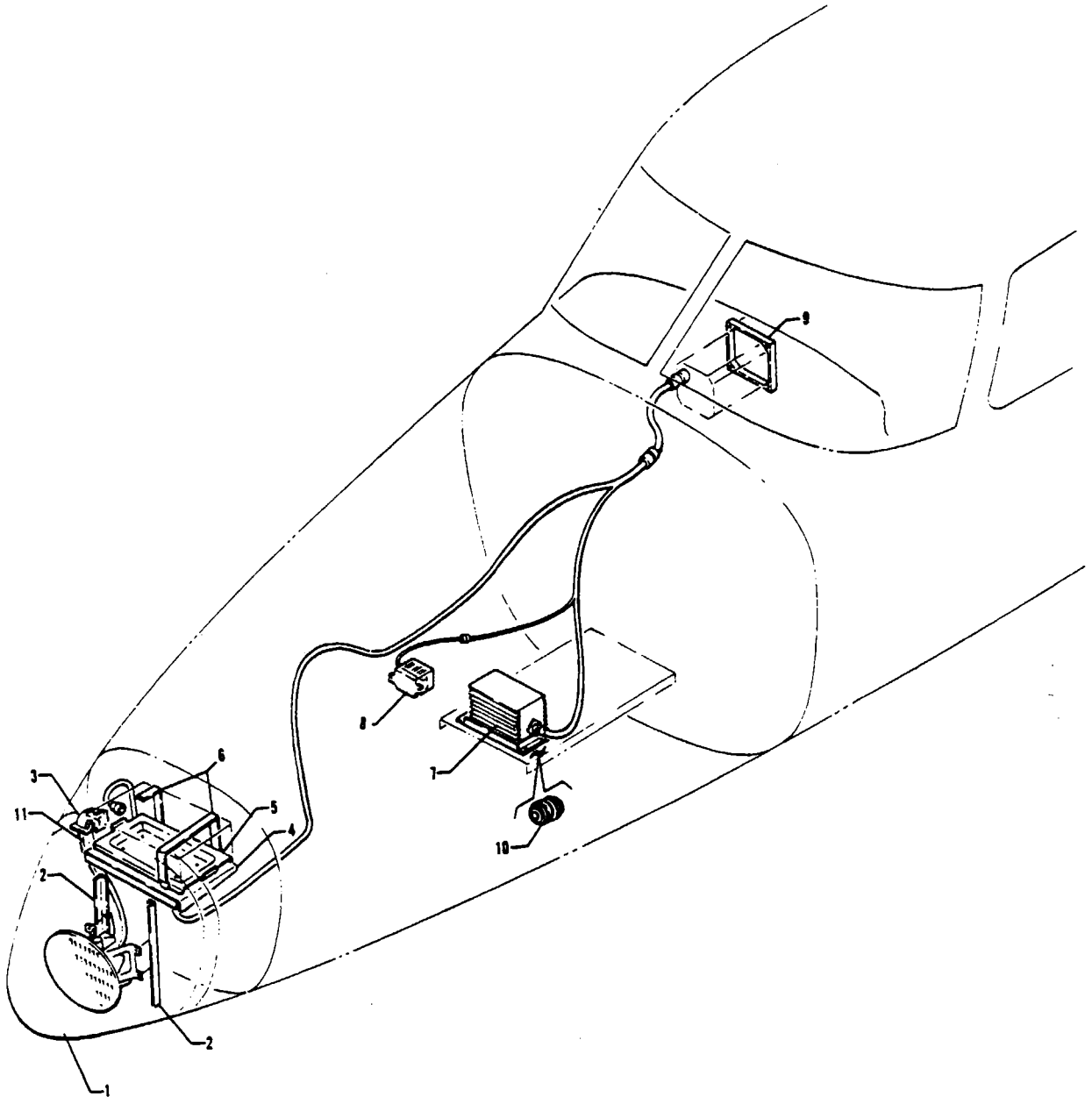


Figure 138 R.C.A. Radar Installation
(PA-31T - Serial Nos 31T-7400002 to 31T-7720007 inclusive)

PIPER PARTS CATALOG

CODE EXPLANATIONS FOR FIGURE 138

A - See Figure 29 for component parts.

PIPER PARTS CATALOG

Figure and Index Number	Part Number	Code	NOMENCLATURE	No. Req.	SERIAL NUMBERS AFFECTED
138-	51296		DRAWING - R.C.A. Radar Installation (AVQ-21)		
-1		A	CONE ASSEMBLY - Fuselage nose	1	
-2	51289-00		ANGLE - Antenna support, radar (left)	1	
	51289-01		ANGLE - Antenna support, radar (right)	1	
-3	598 038		ADAPTER - Wave guide (X624B) "H" Plane 90 degrees	1	
-4	46130-00		SHELF ASSEMBLY - Radar mounting	1	
-5	51292-00		TRAY ASSEMBLY - Radar mounting	1	
-6	51290-00		STRAP ASSEMBLY - Radar mounting	2	
-7	467 150		INVERTER - (PC-148 (A) 125 VA)	1	
-8	51296-00		RELAY ASSEMBLY - Radar	1	
-9	51483-00		BEZEL ASSEMBLY - Radar indicator	1	
-10	556 129		CONNECTOR - Inverter (MS3106B-14S-6S)	1	
-11	596 249		WAVEGUIDE - (AT-7-B-090-24)	1	

When ordering, always specify Part Number, Description and Serial Number of Aircraft

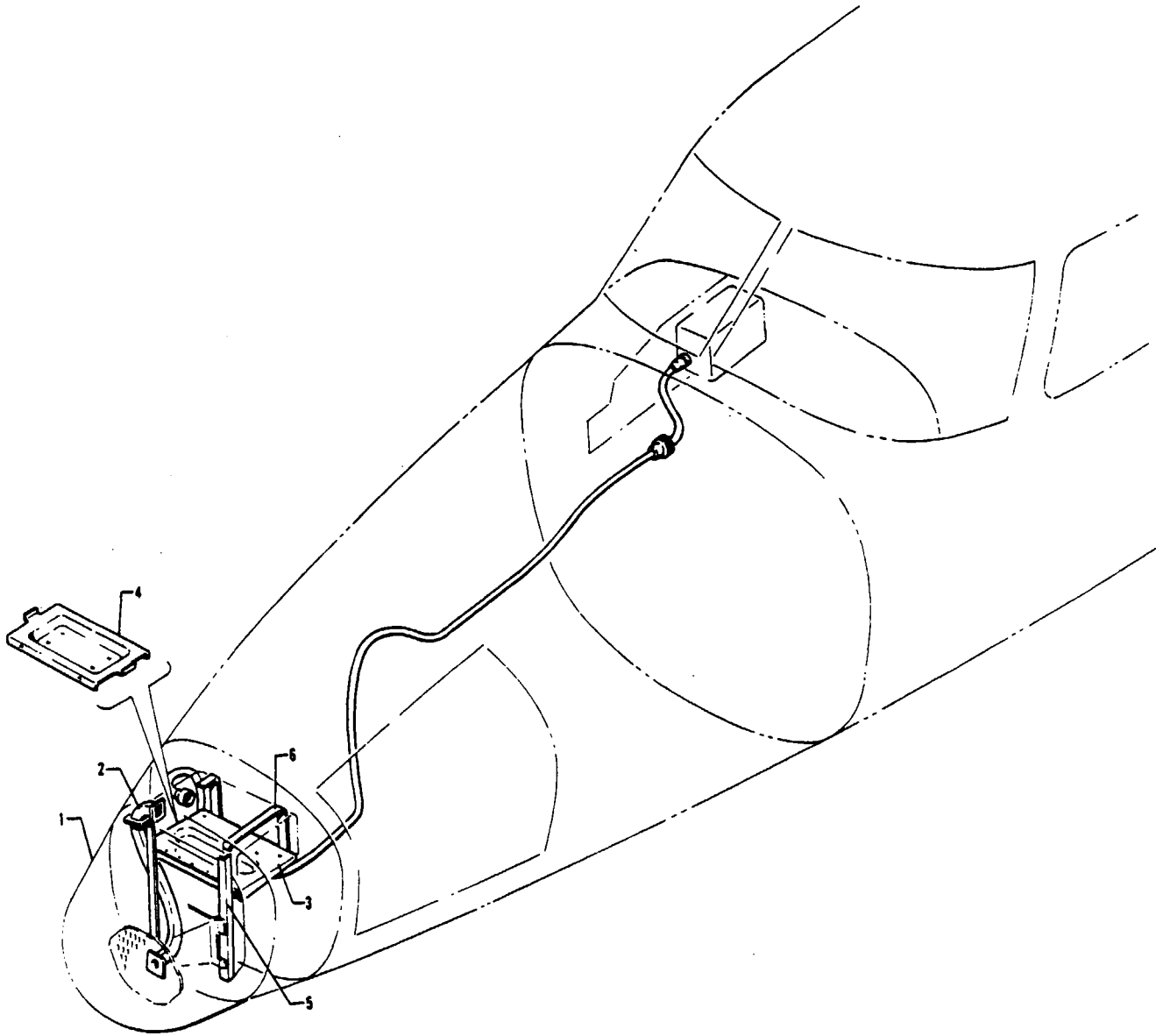


Figure 139 Bendix Radar Installation
(Used only if AltiMatic M-4D, F/D Autopilot is installed)
(See Code "A")

PIPER PARTS CATALOG

CODE EXPLANATIONS FOR FIGURE 139

- A - This illustrated parts list is applicable only to serial numbers 31T-7400002 to 31T-7820092 inclusive. Aircraft with serial numbers 31T-7920001 and up must refer to the Avionics Drawing Index List and the appropriate drawings supplied with each aircraft when ordering replacement parts
- B - See Figure 29 for component parts.

PIPER PARTS CATALOG

Figure and Index Number	Part Number	Code	NOMENCLATURE	No Req.	SERIAL NUMBERS AFFECTED
139-	51625 55536		DRAWING - Bendix Radar Installation (RDR-1200) DRAWING - Bendix Radar Installation (RDR-1200)		31T-7400002 to 31T-7720007 incl 31T-7720008 to 31T-7820092 incl
-1		B	CONE ASSEMBLY - Fuselage nose	1	
-2	551 865		ADAPTER - Wave guide (X623B) "E" bend	1	
-3	46130-00		SHELF ASSEMBLY - Radar mounting	1	
-4	596 995		TRAY ASSEMBLY - Radar mounting	1	
-5	51289-00		ANGLE - Antenna support, radar, left	1	
	51289-01		ANGLE - Antenna support, radar, right	1	
-6	51290-04		STRAP ASSEMBLY - Radar mounting -	2	

When ordering, always specify Part Number, Description and Serial Number of Aircraft

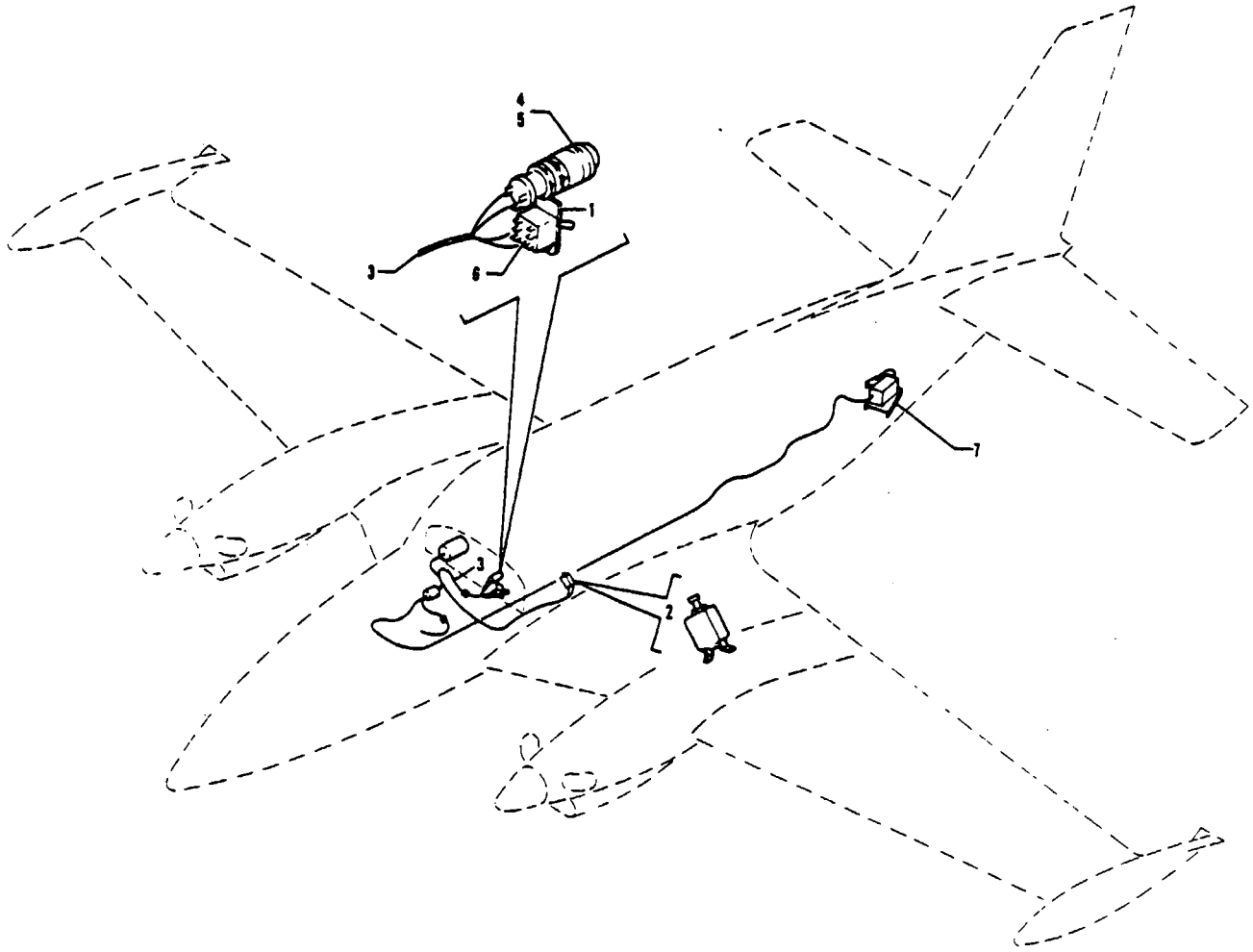


Figure 140. Radar Altimeter Installation
(PA-31T - Serial Nos 31T-7400002 to 31T-7620020 inclusive)

PIPER PARTS CATALOG

CODE EXPLANATIONS FOR FIGURE 140

PIPER PARTS CATALOG

Figure and Index Number	Part Number	Code	NOMENCLATURE	No. Req.	SERIAL NUMBERS AFFECTED
140-	48286		DRAWING - Radar Altimeter Installation		
-1	52838-00		PLACARD - Radar altimeter, black	1	31T-7400002 to 31T-7520036 incl
	48673-00		PLACARD - Radar altimeter, beige	1	31T-7400002 to 31T-7520036 incl
	80366-02		PLACARD - Radar altimeter, black	1	31T-7520037 and up
	80366-03		PLACARD - Radar altimeter, beige	1	31T-7520037 and up
-2	454 656		CIRCUIT PROTECTOR - (PS50120-3-7) 5 amp	1	
-3	48284-00		HARNESS ASSEMBLY - Radar altimeter	1	31T-7400002 to 31T-7520036 incl
	54506-02		HARNESS ASSEMBLY - Radar altimeter	1	31T-7520037 and up
-4	761 163		LIGHT ASSEMBLY - Indicator	1	31T-7400002 to 31T-7520036 incl
-5	472 028		BULB - (PS10008-327)	1	31T-7400002 to 31T-7520036 incl
-6	487 915		SWITCH - Radar altimeter (7101)	1	
-7	48265-00		SHELF ASSEMBLY - Receiver/Transmitter	1	

When ordering, always specify Part Number, Description, and Serial Number of Aircraft

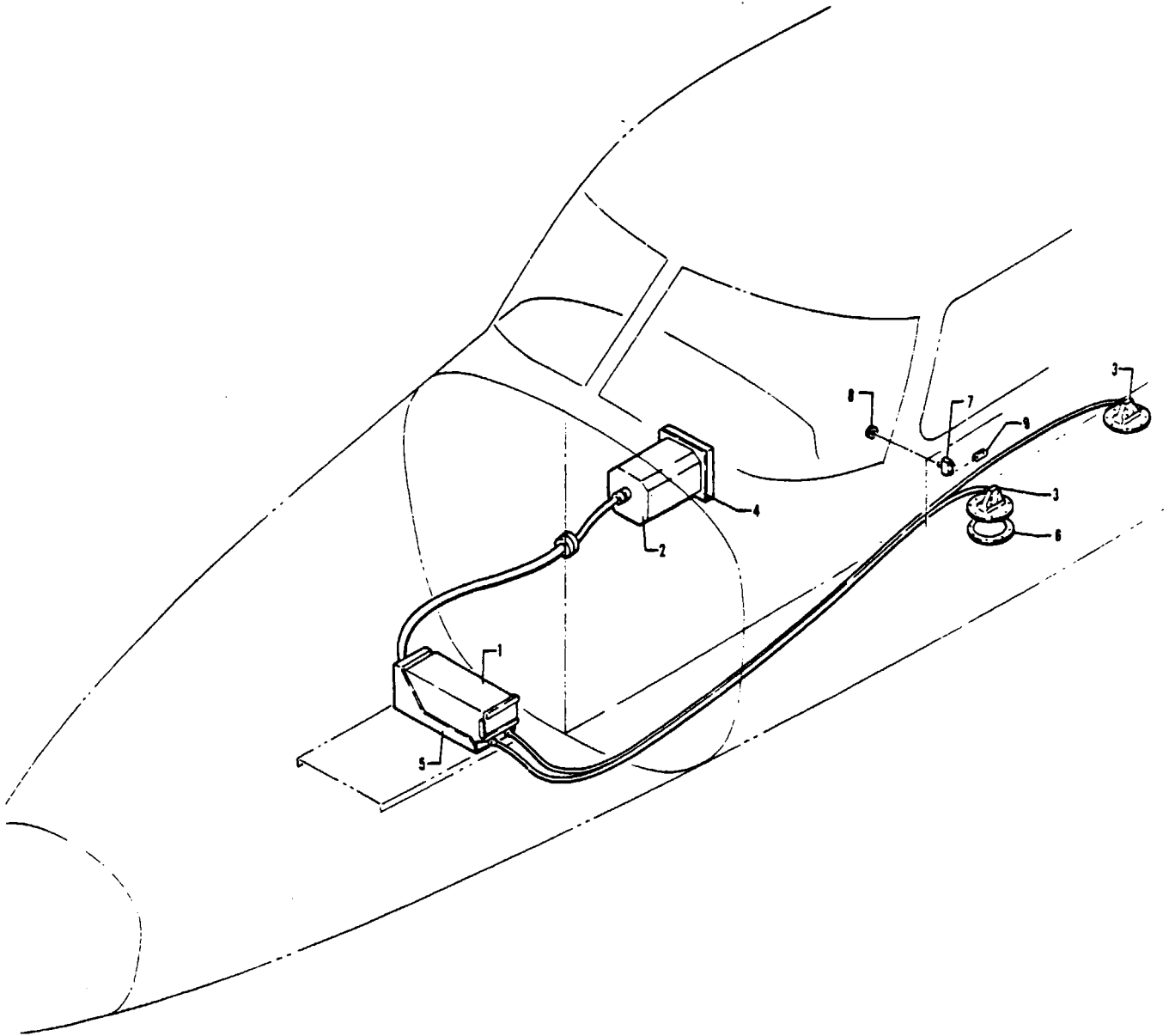


Figure 141 Collins Radio Altimeter Installation
(See Code "A")

PIPER PARTS CATALOG

CODE EXPLANATIONS FOR FIGURE 141

A - This illustrated parts list is applicable only to serial numbers 31T-7400002 to 31T-7820092 inclusive. Aircraft with serial numbers 31T-7920001 and up must refer to the Avionics Drawing Index List and the appropriate drawings supplied with each aircraft when ordering replacement parts.

PIPER PARTS CATALOG

Figure and Index Number	Part Number	Code	NOMENCLATURE	No. Req.	SERIAL NUMBERS AFFECTED
141-	51788		DRAWING - Collins Radio Altimeter Installation		31T-7400002 to 31T-7820092 incl
-1	596 410		RECEIVER/TRANSMITTER - (860F-2/622-0410-000)	1	
-2	596 406		INDICATOR - Radio altitude (339H-4/622-1204-001)	1	
-3	451 809		ANTENNA - (437X-1A522-4255-001)	2	
-4	582 294		PLATE - Mooring (553-6588-004)	1	
-5	51786-02		MOUNT ASSEMBLY - (ALT-50)	1	
-6	482 081		GASKET - Antenna (018-1394-020)	2	
-7	454 694		CIRCUIT BREAKER - (PS50120-3-23) 2 amp	1	31T-7400002 to 31T-7720007 incl.
-8	477 740		NUT - (55008A)	2	31T-7400002 to 31T-7720007 incl
-9	31506-02		BAR - Bus	3	31T-7400002 to 31T-7720007 incl.

When ordering, always specify Part Number, Description and Serial Number of Aircraft




Figure 142 Sperry Radio Altimeter Installation
(See Codes "A" and "B")

PIPER PARTS CATALOG

CODE EXPLANATIONS FOR FIGURE 142

- A - This installation is relative only to associated Piper Aircraft Corporation parts used when installing Sperry Radio Altimeter. All Sperry equipment and components must be procured from a Sperry Flight Systems Distributor.
- B - This illustrated parts list is applicable only to serial numbers 31T-7520029 to 31T-7820092 inclusive. Aircraft with serial numbers 31T-7920001 and up must refer to the Avionics Drawing Index List and the appropriate drawings supplied with each aircraft when ordering replacement parts.

PIPER PARTS CATALOG

Figure and Index Number	Part Number	Code	NOMENCLATURE	No. Req.	SERIAL NUMBERS AFFECTED
142-	51801		DRAWING - Sperry Radio Altimeter Installation		31T-7520029 to 31T-7820092 incl
-1			RECEIVER/TRANSMITTER - (RT-220/4004437-901)	1	
-2			INDICATOR - Radio altimeter (RA-215/4014267-901)	1	
-3			ANTENNA - (AT-222/4007637-2)	2	
-4			GASKET - Antenna (4010193-1)	2	
-5			CLAMP - Mounting, indicator (400836-3)	1	
-6	565 566		HORN - Warning, decision height audio (104-0038-00)	1	
-7	487 915		SWITCH - Decision height audio (7101)	1	
-8	51799-02		SHELF ASSEMBLY - Radio altimeter	1	
-9	51798-02		ANGLE ASSEMBLY - Radio altimeter, left	1	
	51797-02		ANGLE ASSEMBLY - Radio altimeter, right	1	
-10	454 694		CIRCUIT BREAKER - (PS50120-3-23) 2 amp	1	31T-7520029 to 31T-7720007 incl
	454 687		CIRCUIT BREAKER - (PS50120-3-31) Plug-in, 2 amp	1	31T-7720008 and up
-11	477 740		NUT - Drilled (55008A)	2	31T-7520029 to 31T-7720007 incl.
-12	31506-02		BAR - Bus	3	31T-7520029 to 31T-7720007 incl
-13	80316-02		PLACARD - Decision height audio, black	1	
	80316-03		PLACARD - Decision height audio, beige	1	

When ordering, always specify Part Number, Description and Serial Number of Aircraft

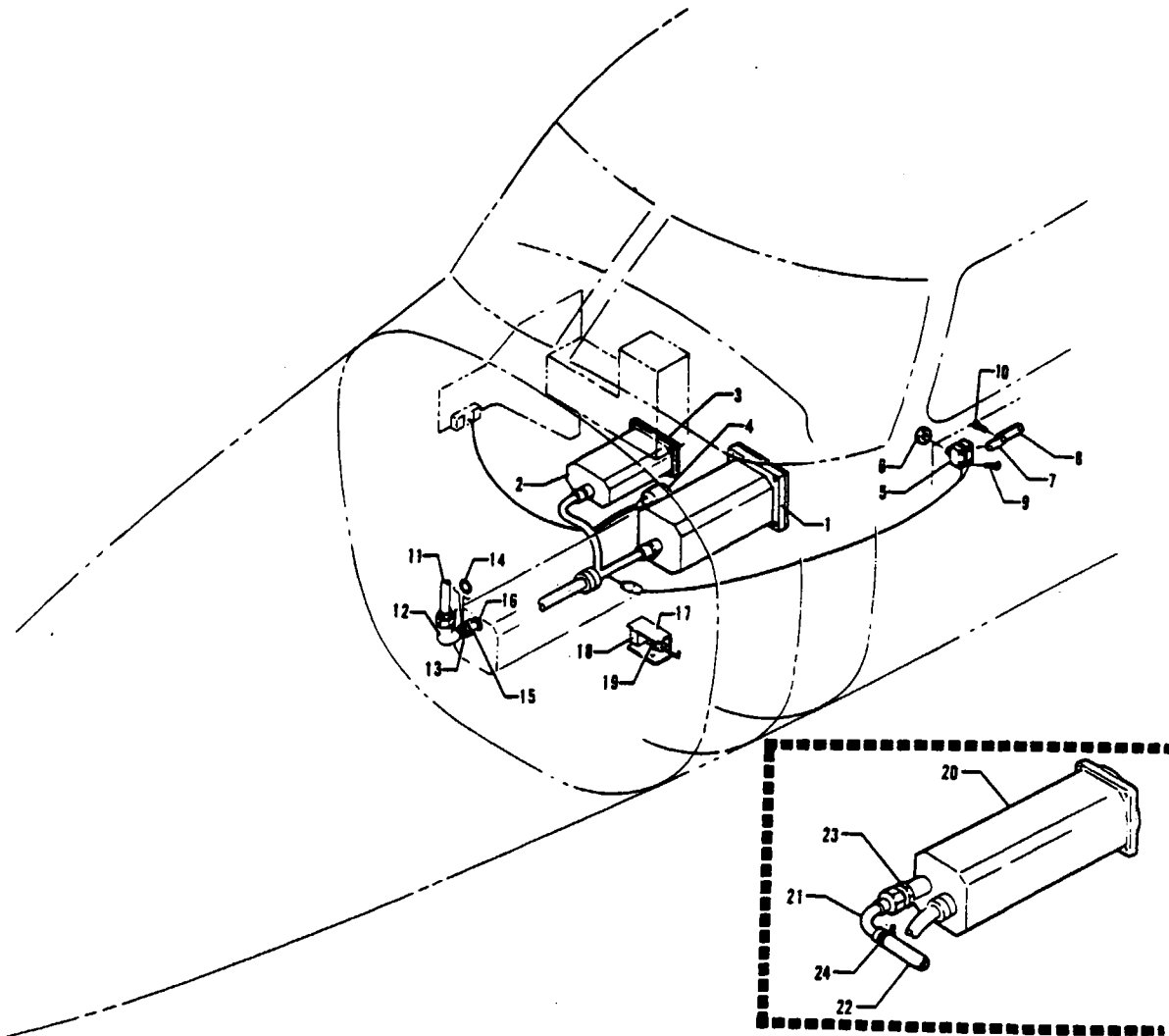


Figure 143 Encoding Altimeter and Altitude Alerter Installation
(See Code "A")

PIPER PARTS CATALOG

CODE EXPLANATIONS FOR FIGURE 143

- A - This illustrated parts list is applicable only to serial numbers 31T-7400002 to 31T-7820092 inclusive. Aircraft with serial numbers 31T-7920001 and up must refer to the Avionics Drawing Index List and the appropriate drawings supplied with each aircraft when ordering replacement parts.
- B - Used if King Avionics Groups are installed
- C - Used if Altitude Alerter is installed
- D - Used if Intercontinental Dynamics Corporation's Altimeter is installed
- E - Used if Aero Mechanism Inc. Altimeter is installed
- F - Used if Collins Avionics Groups are installed

PIPER PARTS CATALOG

Figure and Index Number	Part Number	Code	NOMENCLATURE	No. Req.	SERIAL NUMBERS AFFECTED
143-	51771	D,F	DRAWING - Encoding Altimeter Installation		31T-7400002 to 31T-7820092 incl
	51882	B,D	DRAWING - Encoding Altimeter Installation		31T-7400002 to 31T-7720007 incl
	15564	E	DRAWING - Encoding Altimeter Installation		31T-7720008 to 31T-7820092 incl.
-1	548 173	D	ALTIMETER - Encoding (519-28702-051)	1	
-2	551 982	D	ALERter - Altitude (540-22722-034)	1	
-3	551 869	C,D	ADAPTER - Mounting (18585)	1	
-4	565 367	C,D	HORN - Warning (SC-828)	1	
-5	454 694		CIRCUIT PROTECTOR - (PS50120-3-23) 2 amp	1	31T-7400002 to 31T-7720007 incl
	454 687		CIRCUIT PROTECTOR - (PS50120-3-31) 2 amp	1	31T-7720008 and up
-6	477 740	D	NUT - (55008A)	2	31T-7400002 to 31T-7720007 incl
-7	31506-02	D	BAR - Bus	1	31T-7400002 to 31T-7720007 incl
-8	31506-05	D	BAR - Bus	1	31T-7400002 to 31T-7720007 incl
-9	415 531		SCREW - (MS35206-241)	1	31T-7400002 to 31T-7720007 incl.
	407 099	D	WASHER - Lock (MS35338-99)	1	31T-7400002 to 31T-7720007 incl
-10	415 533	D	SCREW - (MS35206-243)	1	31T-7400002 to 31T-7720007 incl
	407 099	D	WASHER - (MS35338-99)	1	31T-7400002 to 31T-7720007 incl
-11	46723-00	D	LINE ASSEMBLY - Static pressure	1	
-12	458 900	D	ELBOW - (AN833-4D)	1	
-13	477 618	D	NUT - (AN924-4D)	1	
-14	484 854	D	"O" RING - (MS29512-02)	1	
-15	458 666	D	BUSHING - (AN893-2D)	1	
-16	484 842	D	"O" RING - (MS29512-04)	1	
-17	54674-02	C	BOX ASSEMBLY - Altitude alerter	1	31T-7620020 to 31T-7720007 incl
-18	484 141	C	RELAY - (TF154-4C-24 VDC)	1	31T-7600020 to 31T-7720007 incl
	484 225	D	RELAY - (T154-C-C-24-VDC)	1	31T-7720008 and up
-19	554 254	C	CAPACITOR (TVA-1316-1000MFD-50 VDC)	1	31T-7620020 and up
-20	548 045	E	ALTIMETER - Encoding (81-41-M3H0)	1	31T-7720008 and up
-21	48835-02	E	LINE ASSEMBLY - Encoding altimeter	1	31T-7720008 and up
-22	80007-32	E	HOSE	1	31T-7720008 and up
-23	476 648	E	NIPPLE - (AN816-4D)	1	31T-7720008 and up
-24	554 778	E	CLAMP - (SAE TY F-4SS)	1	31T-7720008 and up

When ordering, always specify Part Number, Description and Serial Number of Aircraft

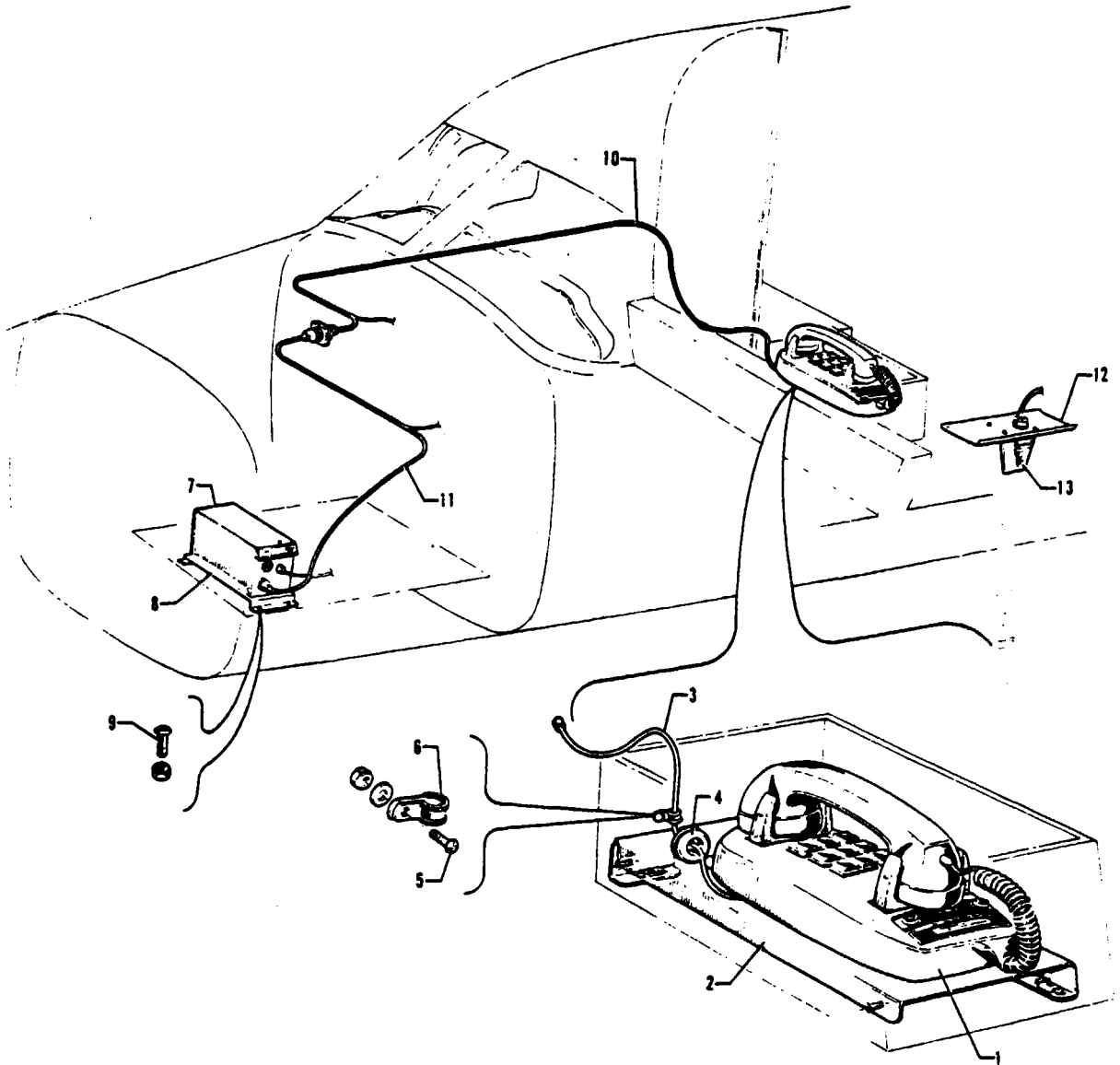


Figure 144 Radio Telephone System Installation
(See Code "A")

PIPER PARTS CATALOG

CODE EXPLANATIONS FOR FIGURE 144

A - This illustrated parts list is applicable only to serial numbers 31T-7820008 to 31T-7820092 inclusive. Aircraft with serial numbers 31T-7920001 and up must refer to the Avionics Drawing Index List and the appropriate drawings supplied with each aircraft when ordering replacement parts.

PIPER PARTS CATALOG

Figure and Index Number	Part Number	Code	NOMENCLATURE	No. Req.	SERIAL NUMBERS AFFECTED
144-	54811		DRAWING - Radio Telephone System Installation		31T-7820008 to 31T-7820092 incl.
-1	758 081		CONTROL UNIT - (064-1008-01)	1	
-2	51725-02		PANEL ASSEMBLY - Radio telephone	1	
-3	48999-04		HARNES ASSEMBLY - Radio telephone	1	
-4	189 625		GROMMET - (MS21266-1N)	1	
-5	415 536		SCREW - (MS35206-246)	1	
	407 563		WASHER - (AN960-8)	1	
	404 910		NUT - (MS20365-832C)	1	
-6	554 955		CLAMP - (PS10017-8-5)	1	
-7	762 517		REMOTE UNIT - (064-1007-02)	1	
-8	762 518		RACK ASSEMBLY - (071-4014-00)	1	
-9	415 520		SCREW - (MS35206-230)	4	
	404 909		NUT - (MS20365-832C)	4	
-10	48999-02		HARNES ASSEMBLY - Radio telephone	1	
-11	48999-03		HARNES ASSEMBLY - Radio telephone	1	
-12	54808-02		BRACKET ASSEMBLY - Radio telephone	1	
-13	763 001		ANTENNA - Radio telephone (071-1046-00)	1	

When ordering, always specify Part Number, Description and Serial Number of Aircraft

PIPER PARTS CATALOG

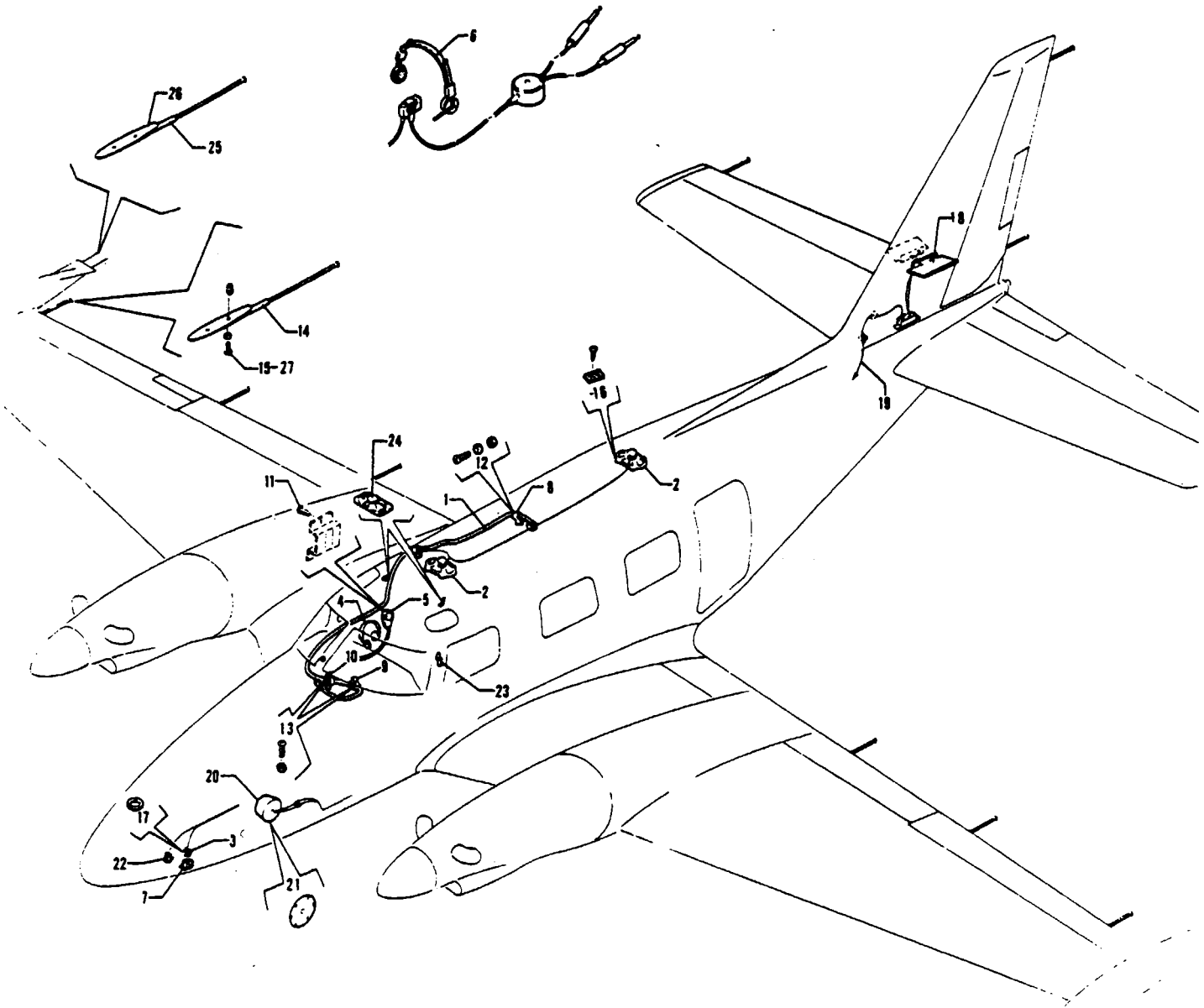


Figure 145 Antenna Cable, Speaker, Static Wicks, Jack and Mike Installation
(See Code "A")

PIPER PARTS CATALOG

CODE EXPLANATIONS FOR FIGURE 145

- A - Information on part numbers of mike and phone jacks, boom mike, VOR/LOC all weather antenna, and ramp hailer used on PA-31T with serial numbers 31T-7920001 and up, and PA-31T1 with serial numbers 31T-7804001 to 31T-8304003 inclusive, 31T-1104004 and up, and PA-31T2 is listed on an Avionics Installation Drawing included in aircraft paperwork.
- B - Used on PA-31T with serial numbers 31T-7620011 to 31T-7820092 inclusive, and PA-31T1 with serial numbers 31T-7804001 to 31T-7804010 inclusive
- C - Used on PA-31T with serial numbers 31T-7920001 and up, PA-31T1 with serial numbers 31T-7804011 to 31T-8304003 inclusive, 31T-1104004 and up, and PA-31T2
- D - Used when tip tanks are not installed on PA-31T1 only
- E - Used on PA-31T with serial numbers 31T-7720069 and up, PA-31T1 if tip tanks are installed, and PA-31T2
- F - Used on PA-31T with serial numbers 31T-7920001 to 31T-7920052 inclusive, 31T-7920054 to 31T-7920094 inclusive, and PA-31T1 with serial numbers 31T-7804011 to 31T-7904057 inclusive.
- G - Used on PA-31T with serial numbers 31T-7920053, 31T-8020001 and up, PA-31T1 with serial numbers 31T-8004001 to 31T-8304003 inclusive, 31T-1104004 and up, and PA-31T2
- H - Used on PA-31T with serial numbers 31T-7400002 to 31T-8020092 inclusive, and PA-31T1 with serial numbers 31T-7804001 to 31T-8004057 inclusive
- J - Static discharger base installation requires the application of an epoxy sealant (Piper part number 179 895) between the discharger base and the wing tip tank

PIPER PARTS CATALOG

Figure and Index Number	Part Number	Code	NOMENCLATURE	No. Req.	SERIAL NUMBERS AFFECTED
145-	42387 49918 47330 51878 55537 47152 54850 47444 51807 48615 51796		DRAWING - Static Wicks Installation DRAWING - Static Wicks Installation DRAWING - External Mike Jack Installation DRAWING - External Mike and Phone Jack Installation DRAWING - External Mike and Phone Jack Installation DRAWING - Antenna Coaxial and Speaker Installation DRAWING - Antenna Coaxial and Speaker Installation DRAWING - Boom Mike Installation DRAWING - Boom Mike Installation DRAWING - VOR/LOC, All Weather Antenna Installation DRAWING - Ramp Hailer Installation		31T-7400002 to 31T-7720068 incl 31T-7720069 and up 31T-7400002 to 31T-7520002 incl 31-7520003 to 31T-7720007 incl 31T-7720008 and up 31T-7400002 to 31T-7620010 incl 31T-7620011 and up 31T-7400002 to 31T-7520002 incl. 31T-7520003 and up
-1	49985-02	H	CABLE ASSEMBLY - Antenna coaxial	1	
-2	42777-00 42777-00 49947-02	B C	SPEAKER ASSEMBLY - Radio, front SPEAKER ASSEMBLY - Radio, rear SPEAKER ASSEMBLY - Radio, rear	1 1 1	31T-7400002 to 31T-7620010 incl
-3	468 002		JACK - Mike (S12B)	1	
-4	464 327		HEADPHONE - (P23,300 ohm)	2	
-5	474 657		MICROPHONE - (62800-01) Model 100-T	2	
-6	464 369		HEADSET AND MIKE ASSEMBLY - (27004-00)	1	
-7	555 375		COVER - Jack (512)	1	
-8	464 929		CLAMP - (PS10017-2-4)	1	
-9	454 931		CLAMP - (PS10017-2-5)	1	
-10	554 906		CLAMP - (PS10017-2-13)	1	
-11	419 631		SCREW - (6 x 3/8, truss head, Type "B")	2	
-12	411 532 407 564 404 887		SCREW - (MS35207-263) WASHER - (AN960-10) NUT - (MS20365-1032C)	1 1 1	
-13	415 535 404 910		SCREW - (MS35206-245) NUT - (MS20365-832C)	2 2	
-14	494 678 456 795 456 795	D E	WICK - Static (SW 10-96-3) DISCHARGER - Static (Dayton 16630) DISCHARGER - Static (Dayton 16630)	10 15 11	31T-7400002 to 31T-7720068 incl
-15	515 709 407 041 406 848		SCREW - (MS35206-230) WASHER - (MS35338-41) RIVNUT - (A6K-75)	20 20 20	31T-7400002 to 31T-7720068 incl 31T-7400002 to 31T-7720068 incl 31T-7400002 to 31T-7720068 incl
-16	419 953 406 372		SCREW - (6 x 1/2, truss head, Type "A") NUT - (NAS395-6-3)	8 8	
-17	494 068		WASHER - (6517-M)	1	
-18	54800-18		KIT - VOR/LOC Antenna (includes antenna and phasing coupler)	1	
-19	42743-26		CABLE ASSEMBLY - VOR/LOC Antenna	1	
-20	454 343		SPEAKER ASSEMBLY - Ramp hailer (3623)	1	
-21	462 054		GASKET - Bell (36G22)	1	
-22	468 006		JACK - Phone (11)	1	
-23	565 446		HOOK - Mike stowage (XP-96208)	1	
-24	54848-03 54848-04 54848-07 54848-08 29212-03 29212-02	B B F F G G	SPEAKER ASSEMBLY - Radio, left SPEAKER ASSEMBLY - Radio, right SPEAKER ASSEMBLY - Radio, left SPEAKER ASSEMBLY - Radio, right SPEAKER ASSEMBLY - Radio, left SPEAKER ASSEMBLY - Radio, right	1 1 1 1 1 1	
-25	456 794	E	DISCHARGER - Static (Dayton 15330)	4	
-26	452 058	E,J	BASE - Static discharger (Dayton 15401)	4	
-27	415 507 415 507	D E	SCREW - (MS35206-217) SCREW - (MS35206-217)	30 22	

When ordering, always specify Part Number, Description and Serial Number of Aircraft

NOTE

Avionics equipment Installation Drawings listed on the following pages apply only to PA-31T aircraft with serial numbers 31T-7400002 to 31T-7820092 inclusive. All Avionics Equipment Installation Drawings for serial numbers 31T-7920001 and up are listed on an Avionics Installation Drawing Index List included with aircraft paperwork.

All Avionics Equipment Installation Drawings for PA-31T1 and PA-31T2 aircraft are listed on an Avionics Installation Drawing Index List included with aircraft paper work.

Radio Installation Drawings

REVISED: FEBRUARY 1981

4K13

PA-31T
PA-31T1
PA-31T2

PIPER PARTS CATALOG

CODE EXPLANATIONS FOR RADIO INSTALLATION DRAWINGS

- A - Used with Collins CT-1-31T Avionics Group with serial numbers 31T-7520003 to 31T-7620019 inclusive, and King KTG-3-31T Avionics Group with serial numbers 31T-7620015 to 31T-7620019 inclusive.
- B - Used with Collins CT-1-31T Avionics Group with serial numbers 31T-7620020 to 31T-7720007 inclusive, and King KTG-3-31T Avionics Group with serial numbers 31T-7620020 to 31T-7720007 inclusive.
- C - Used with Collins CT-1-31T Avionics Group.
- D - Used with Collins CT/D-2-31T Avionics Group.
- E - Used with King KTG-2-31T, KTG/D-1-31T and KTG-3-31T Avionics Groups.
- F - Used with Collins CT-1-31T and CT/D-2-31T Avionics Groups.
- G - Used with King KTG-2-31T, KTG-3-31T and Collins CT1-31T Avionics Groups.
- H - Used with King KTG-3-31T Avionics Group.
- J - Used with King KTG-2-31T Avionics Group.
- K - Used with King KTG/D-1-31T Avionics Group.

PIPER PARTS CATALOG

Figure and Index Number	Part Number	Code	NOMENCLATURE	No. Req.	SERIAL NUMBERS AFFECTED
	51420		DRAWING - Avionics Installation, KTG-31T, Group		31T-7400002 to 31T-7520002 incl.
	47269		DRAWING - King KTR-900A (COMM 2) Radio Installation		31T-7400002 to 31T-7520002 incl.
	47274		DRAWING - King KXP-750A Transponder Installation		31T-7400002 to 31T-7520002 incl.
	51421		DRAWING - King KTR-900A (COMM 1) Radio Installation		31T-7400002 to 31T-7520002 incl.
	51422		DRAWING - King KNR-600A (NAV 1) Radio Installation		31T-7400002 to 31T-7520002 incl.
	51424		DRAWING - King KNR-600A (NAV 2) Radio Installation		31T-7400002 to 31T-7520002 incl.
	51425		DRAWING - King KDM-705 DME Radio Installation		31T-7400002 to 31T-7520002 incl.
	51430		DRAWING - King KDF-800 ADF Radio Installation		31T-7400002 to 31T-7520002 incl.
	48588		DRAWING - King KAA-445 and KA-37 Audio Amplifier Installation		31T-7400002 to 31T-7520002 incl.
	51528		DRAWING - Avionics Installation, CT3-31T, Group		31T-7400002 to 31T-7520002 incl.
	51542		DRAWING - Collins COMM 1 and COMM 2, (Dual VHF-20) Radio Installation		31T-7400002 to 31T-7520002 incl.
	51545		DRAWING - Collins NAV 1 and NAV 2, (Dual (VIR-30) Radio Installation		31T-7400002 to 31T-7520002 incl.
	51548		DRAWING - King KDF-800 ADF Radio Installation		31T-7400002 to 31T-7520002 incl.
	51549		DRAWING - Collins DME, Transponder and Audio Control System Installation		31T-7400002 to 31T-7520002 incl.
	51800		DRAWING - Avionics Installation, KTG-2-31T, Group		31T-7520003 to 31T-7720007 incl.
	54847		DRAWING - King KTR-905 (COMM 1 and COMM 2) Radio Installation		31T-7520003 to 31T-7720007 incl.
	51812		DRAWING - King KXP-755 Transponder Installation		31T-7520003 to 31T-7720007 incl.
	51840		DRAWING - King KNR-665 (NAV 1) Radio Installation		31T-7520003 to 31T-7720007 incl.
	51826		DRAWING - King KNR-630 (NAV 2) Radio Installation		31T-7520003 to 31T-7720007 incl.
	51816		DRAWING - King KDF-805 ADF and Collins RMI Radio Installation		31T-7520003 to 31T-7720007 incl.
	48443		DRAWING - King KAA-445 and KA-37 Audio Amplifier Installation		31T-7520003 to 31T-7720007 incl.
	49114		DRAWING - Memory Power Battery Pack Installation		31T-7620020 to 31T-7720007 incl.
	55342		DRAWING - Data Input/Output System Installation		31T-7720001 to 31T-7720007 incl.
	51874		DRAWING - Avionics Installation, KTG/D-1-31T, Group		31T-7520003 to 31T-7720007 incl.
	51870		DRAWING - King KTR-905 (COMM 1 and COMM 2), King KXP-755 Transponder, King KDF-805 ADF and Collins RMI Radio Installation		31T-7520003 to 31T-7720007 incl.
	51840		DRAWING - King KNR-665 (NAV 1) Radio Installation		31T-7520003 to 31T-7720007 incl.
	51873		DRAWING - King KNR-615 (NAV 2) Radio Installation		31T-7520003 to 31T-7720007 incl.
	48443		DRAWING - King KAA-445 and KA-37 Audio Amplifier Installation		31T-7520003 to 31T-7720007 incl.
	49114		DRAWING - Memory Power Battery Pack Installation		31T-7620020 to 31T-7720007 incl.
	55342		DRAWING - Data Input/Output System Installation		31T-7720001 to 31T-7720007 incl.
	51955		DRAWING - Avionics Installation, KTG-3-31T, Group		31T-7520003 to 31T-7720007 incl.
	54847		DRAWING - King KTR-905 (COMM 1 and COMM 2) Radio Installation		31T-7520003 to 31T-7720007 incl.
	51812		DRAWING - King KXP-755 Transponder Installation		31T-7520003 to 31T-7720007 incl.
	51910		DRAWING - King KNR-630 (NAV 1) Radio Installation		31T-7520003 to 31T-7720007 incl.
	51913		DRAWING - King KNR-630 (NAV 2) Radio Installation		31T-7520003 to 31T-7720007 incl.
	51816		DRAWING - King KDF-805 ADF and Collins RMI Radio Installation		31T-7520003 to 31T-7720007 incl.
	51917		DRAWING - King KDM-705 DME Installation		31T-7520003 to 31T-7720007 incl.
	48859		DRAWING - King KAA-445 Audio Amplifier Installation		31T-7520003 to 31T-7720007 incl.

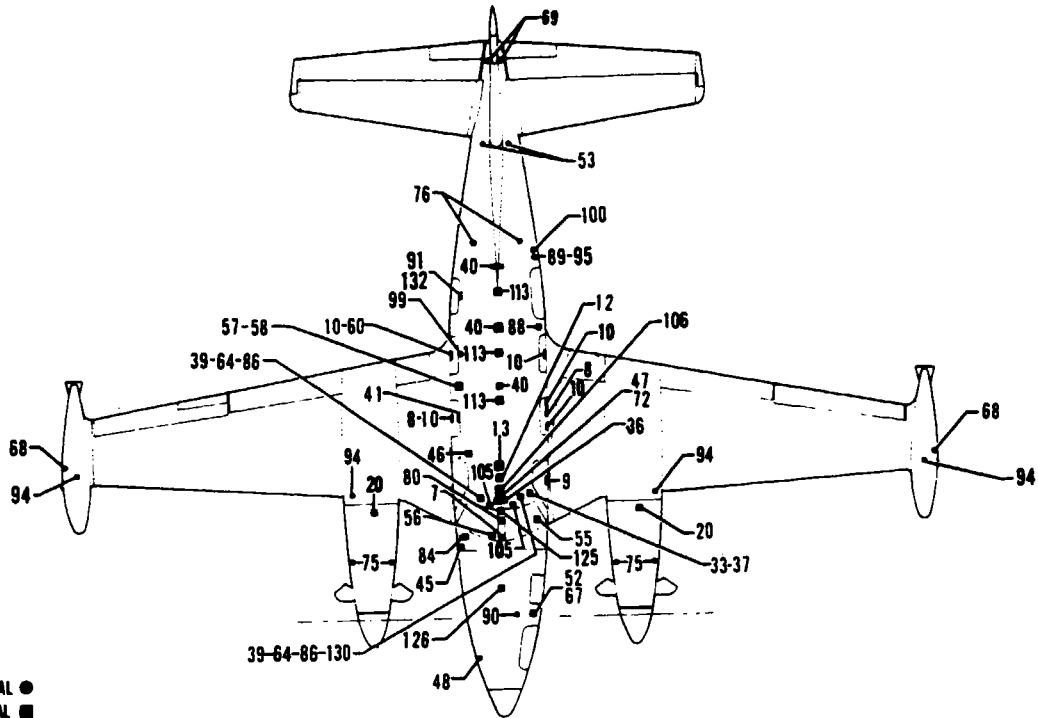
When ordering, always specify Part Number, Description and Serial Number of Aircraft

PIPER PARTS CATALOG

Figure and Index Number	Part Number	Code	NOMENCLATURE	No. Req.	SERIAL NUMBERS AFFECTED
51885			DRAWING - Avionics Installation, CT-1-31T, Group		31T-7520003 to 31T-7720007 incl.
51542			* DRAWING - Collins COMM 1 and COMM 2, (Dual VHF-20) Radio Installation		31T-7520003 to 31T-7720007 incl
51545			* DRAWING - Collins NAV 1 and NAV 2, (Dual VIR-30) Radio Installation		31T-7520003 to 31T-7720007 incl
51548			* DRAWING - King KDF-800 ADF Radio Installation		31T-7520003 to 31T-7720007 incl
55250			* DRAWING - Collins ADF-80A Installation		31T-7520003 to 31T-7620057 incl
51549			* DRAWING - Collins DME, Transponder and Audio Control System Installation		31T-7720001 to 31T-7720007 incl
54996			* DRAWING - Dual Glideslope Installation		31T-7520003 to 31T-7720007 incl.
51919			DRAWING - Avionics Installation, CT/D-2-31T, Group		31T-7520003 to 31T-7720007 incl.
51929			* DRAWING - Collins Digital Equipment Installation		31T-7520003 to 31T-7720007 incl
51932			* DRAWING - Collins Equipment Installation (Top Shelf)		31T-7520003 to 31T-7720007 incl
51933			* DRAWING - Collins Equipment Installation (Bottom Shelf)		31T-7520003 to 31T-7720007 incl
48982			* DRAWING - Shelf, Equipment Installation		31T-7520003 to 31T-7720007 incl.
51854			* DRAWING - Avionics Dimmer Installation		31T-7520003 to 31T-7720007 incl
51943			* DRAWING - Power Wire Installation (NCS-31)		31T-7520003 to 31T-7720007 incl
51942			* DRAWING - Harness Installation		31T-7520003 to 31T-7720007 incl.
51985			* DRAWING - Antenna and Coax Installation		31T-7520003 to 31T-7720007 incl
51508			* DRAWING - Microphone and Headset Installation (Pilot)		31T-7520003 to 31T-7720007 incl
51939			* DRAWING - Circuit Protector Installation (Right Radio)		31T-7520003 to 31T-7720007 incl
51007			* DRAWING - Switch and Circuit Protector Installation (Left Radio)		31T-7520003 to 31T-7720007 incl
51892	A		DRAWING - King KNC-610 RNAV Installation		
54877	B		DRAWING - King KNC-610 RNAV Installation		
51889	C		DRAWING - Collins Dual Transponder TDR-90 System Installation		31T-7520003 to 31T-7720007 incl
51958	D		DRAWING - Collins Dual Transponder TDR-90 System Installation		31T-7520003 to 31T-7720007 incl
51886	E		DRAWING - Marker Beacon Installation (CoPilot)		31T-7520003 to 31T-7720007 incl
48442	F		DRAWING - Marker Beacon Installation (CoPilot)		31T-7520003 to 31T-7720007 incl
55461			DRAWING - Avionics Installation, KTG-2-31T, Group		31T-7720008 to 31T-7820092 incl
55471			* DRAWING - Equipment Installation		31T-7720008 to 31T-7820092 incl
55462			DRAWING - Avionics Installation, KTG-3-31T, Group		31T-7720008 to 31T-7820092 incl
55472			* DRAWING - Equipment Installation		31T-7720008 to 31T-7820092 incl
55463			DRAWING - Avionics Installation, KTG/D-1-31T, Group		31T-7720008 to 31T-7820092 incl
55473			* DRAWING - Equipment Installation		31T-7720008 to 31T-7820092 incl
55464			DRAWING - Avionics Installation, CT-1-31T, Group		31T-7720008 to 31T-7820092 incl.
55474			* DRAWING - Equipment Installation		31T-7720008 to 31T-7820092 incl
55538	G		DRAWING - Marker Beacon Installation (CoPilot)		31T-7720008 to 31T-7820092 incl
55531	C,H		DRAWING - King KNC-610 RNAV Installation		31T-7720008 to 31T-7820092 incl
55533	H		DRAWING - King Second Transponder Installation		31T-7720008 to 31T-7820092 incl
55534	C		DRAWING - Collins Second Transponder Installation		31T-7720008 to 31T-7820092 incl
55539	J		DRAWING - King Second Transponder Installation		31T-7720008 to 31T-7820092 incl
55541	K		DRAWING - King Second Transponder Installation		31T-7720008 to 31T-7820092 incl
54783	K		DRAWING - King Second ADF Installation		31T-7520003 to 31T-7820092 incl
55795			DRAWING - Emergency Battery Pack Installation		31T-7820001 to 31T-7820092 incl.

When ordering, always specify Part Number, Description and Serial Number of Aircraft

PIPER PARTS CATALOG



DEMOTES EXTERNAL ●
 DEMOTES INTERNAL ■

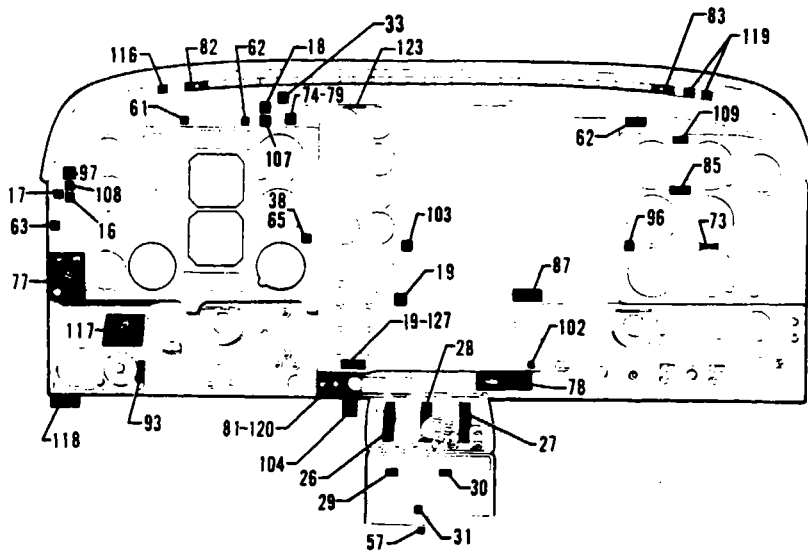
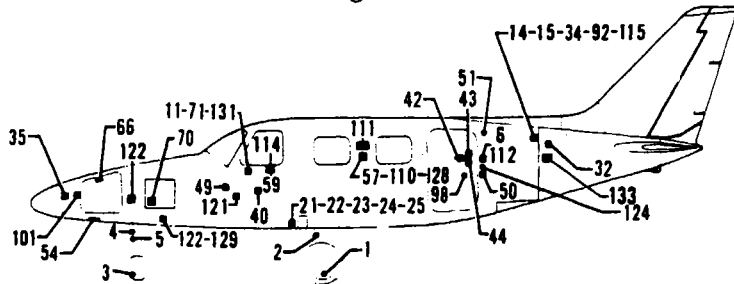


Figure 146 Placards and External Stencils

REVISED MARCH 1984

4K17

PA-31T
 PA-31T1
 PA-31T2

PIPER PARTS CATALOG

CODE EXPLANATIONS FOR FIGURE 146

- A - Used on PA-31T only
- B - Used on PA-31T1 only
- C - Used on PA-31T2 only
- D - Used on PA-31T with serial numbers 31T-7820001 and up, PA-31T1, and PA-31T2
- E - Used on PA-31T with serial numbers 31T-7920001 and up, PA-31T1 with serial numbers 31T-7904001 to 31T-8304003 inclusive, 31T-1104004 and up, and PA-31T2 with serial numbers 31T-8166001 to 31T-8166076 inclusive
- F - Used on PA-31T with serial numbers 31T-7820001 to 31T-7820092 inclusive, and PA-31T1 with serial numbers 31T-7804001 to 31T-7804011 inclusive
- G - Used on PA-31T Also used on PA-31T1 if wing tip tanks are installed
- H - Used on PA-31T1 if wing tip tanks are not installed
- J - Used if AltiMatic M-4D, F/D Autopilot is installed On aircraft with serial numbers 31T-8120001 and up, refer to the Avionics Drawing Index List and the appropriate drawings supplied with each aircraft when ordering replacement parts
- K - Used with Garrett Model 627674-1 Emergency Locator Transmitter only
- L - Used with Garrett Model 627810-1 Emergency Locator Transmitter only
- M - Used with Communications Components Corp Emergency Locator Transmitter
- N - Used with Narco Avionics Emergency Locator Transmitter
- O - Used on PA-31T with serial numbers 31T-7820001 to 31T-7820066 inclusive, 31T-7820068 to 31T-7820092 inclusive, and PA-31T1 with serial numbers 31T-7804001 to 31T-7804011 inclusive
- P - Used on PA-31T with serial numbers 31T-7820067, 31T-7920001 and up, PA-31T1 with serial numbers 31T-7904001 to 31T-8304003 inclusive, 31T-1104004 and up, and PA-31T2
- Q - Used on PA-31T with serial numbers 31T-7920001 to 31T-7920019 inclusive, and PA-31T1 with serial numbers 31T-7904001 to 31T-7904007 inclusive
- R - Used on PA-31T with serial numbers 31T-7820067, 31T-7920001 and up, PA-31T1 with serial numbers 31T-7904001 to 31T-8004036 inclusive, and PA-31T2
- S - Used on PA-31T with serial numbers 31T-8020037 to 31T-8020092 inclusive, and PA-31T1 with serial numbers 31T-8004020 to 31T-8004057 inclusive
- T - Used on aircraft that comply with C A A (United Kingdom) requirements
- U - Used on PA-31T with serial numbers 31T-7620011 and up, PA-31T1, and PA-31T2
- V - Used on PA-31T with serial numbers 31T-7400002 to 31T-7920052 inclusive, 31T-7920054 to 31T-7920094 inclusive, and on PA-31T1 with serial numbers 31T-7804001 to 31T-7904057 inclusive
- W - Used on PA-31T with serial numbers 31T-7920053, 31T-8020001 and up, PA-31T1 with serial numbers 31T-8004001 to 31T-8004036 inclusive, and PA-31T2
- X - Used on PA-31T with serial numbers 31T-7820001 to 31T-8020092 inclusive, and on PA-31T1 with serial numbers 31T-7804001 to 31T-8004057 inclusive
- Y - Used on PA-31T with serial numbers 31T-7720001 to 31T-7920052 inclusive, 31T-7920054 to 31T-7920094 inclusive
- Z - Used on PA-31T with serial numbers 31T-7920039 to 31T-8020092 inclusive, and PA-31T1 with serial numbers 31T-7904014 to 31T-8004057 inclusive
- AA - Used on PA-31T with serial numbers 31T-8120001 and up, PA-31T1 with serial numbers 31T-8104001 to 31T-8304003 inclusive, 31T-1104004 and up, and PA-31T2
- AB - Used on PA-31T with serial numbers 31T-7720033 and up, PA-31T1, and PA-31T2
- AC - Used on PA-31T with serial numbers 31T-7400002 to 31T-8020092 inclusive, and PA-31T1 with serial numbers 31T-7804001 to 31T-8004057 inclusive
- AD - Used on PA-31T with serial numbers 31T-7400002 to 31T-7820092 inclusive, and PA-31T1 with serial numbers 31T-7804001 to 31T-7804011 inclusive, 31T-8004037 and up
- AE - Used on PA-31T with serial numbers 31T-7920001 to 31T-7920052 inclusive, 31T-7920054 to 31T-7920094 inclusive, and PA-31T1 with serial numbers 31T-7904001 to 31T-7904057 inclusive
- AF - Used on PA-31T with serial numbers 31T-8020067 and up, PA-31T1 with serial numbers 31T-8004034 to 31T-8304003 inclusive, 31T-1104004 and up, and PA-31T2
- AG - Used on PA-31T with serial numbers 31T-8120001 and up, and PA-31T1 with serial numbers 31T-8104001 to 31T-8304003 inclusive, 31T-1104004 and up
- AH - Used on PA-31T with serial numbers 31T-7920053, 31T-8020001 and up, PA-31T1 with serial numbers 31T-8004001 to 31T-8304003 inclusive, 31T-1104004 and up, and PA-31T2
- AJ - Used if Weston torque indicator is installed
- AK - Used if lateral tracking seats are installed
- AL - Order part for serial numbers 31T-8104001 to 31T-8304003 inclusive, 31T-1104004 and up if airspeed indicator has been modified per Service Letter 924

PIPER PARTS CATALOG

CODE EXPLANATIONS FOR FIGURE 146 (cont)

- AM - Also used on serial numbers 31T-7804001 to 31T-8004057 inclusive if airspeed indicator has been modified per Service Letter 924
- AN - Order Limitations Decal part number 80899-02 if airspeed indicator has been modified per Service Letter 924
- AO - Used if Butler Cargo Pod is installed
- AP - Used if Butler Cargo Pod is not installed
- AQ - Used on PA-31T with serial numbers 31T-7620011 and up, PA-31T1 with serial numbers 31T-7804001 to 31T-8104101 inclusive, and PA-31T2
- AR - Used on PA-31T with serial numbers 31T-7820001 and up, PA-31T1 with serial numbers 31T-7804001 to 31T-8104101 inclusive, and PA-31T2
- AS - Used on PA-31T with serial numbers 31T-8120001 and up, and PA-31T1 with serial numbers 31T-8104001 to 31T-8104101 inclusive
- AT - Used on PA-31T with serial numbers 31T-7400002 to 31T-7820066 inclusive, 31T-7820068 to 31T-7820092 inclusive, and PA-31T1 with serial numbers 31T-7804001 to 31T-7804011 inclusive
- AU - Used on PA-31T Also used on PA-31T1 with serial numbers 31T-7804001 to 31T-8104101 inclusive
- AV - Used if rear refreshment cabinet or divider panel is installed at Sta 257 57
- AW - Used on PA-31T1 with serial numbers 31T-8304001 to 31T-8304003 inclusive, 31T-1104004 and up
- AX - Used on PA-31T1 with serial numbers 31T-8104001 to 31T-8304003 inclusive, 31T-1104004 and up
- AY - Used on PA-31T1 with serial numbers 31T-8004037 to 31T-8304003 inclusive, 31T-1104004 and up
- AZ - Used on PA-31T1 with serial numbers 31T-7904027 to 31T-8304003 inclusive, 31T-1104004 and up
- BA - Used on PA-31T1 with serial numbers 31T-8304001 to 31T-8304003 inclusive, 31T-1104004 and up, and PA-31T2 with serial numbers 31T-1166001 and up
- BB - Used on PA-31T2 with serial numbers 31T-8166051, 31T-8166064 to 31T-8166076 inclusive, 31T-1166001 and up

PIPER PARTS CATALOG

Figure and Index Number	Part Number	Code	NOMENCLATURE	No Req	SERIAL NUMBERS AFFECTED
146-1	41398-06	A,B	PLACARD - Tire inflation, main	2	
	41398-12	C	PLACARD - Tire inflation, main	2	
-2	40292-04		PLACARD - Oleo service instructions	2	
-3	41398-08	A,C	PLACARD - Tire inflation, nose (90 psi)	1	
	41398-06		PLACARD - Tire inflation, nose (80 psi)	1	
-4	40292-02		PLACARD - Oleo service instructions	1	
-5	45331-00		PLACARD - Tow turn limits	1	
-6	41433-00	A	PLACARD - Overhead light switch	1	31T-7400002 to 31T-7620010 incl
-7	53685-00	A	PLACARD - Landing gear unsafe	1	31T-7400002 to 31T-7620010 incl
-8	44545-00	A	PLACARD - Aft facing seats	2	31T-7400002 to 31T-7620010 incl
-9	48625-00		PLACARD - Strobe lights	1	
-10	42457-00	A	PLACARD - Seat latching	4	31T-7400002 to 31T-7620010 incl
	80904-02	U	DECAL - Seat requirements emergency exit window	1	
	80905-02	U	DECAL - Seat requirements, center and rear window, left	2	
	80903-02	U	DECAL - Seat requirements, center rear window, right	1	
	73029-02	AK	PLACARD - Seat requirements, center window left, and center rear window, right	2	
-11	51228-00	A	PLACARD - Check list	1	31T-7400002 to 31T-7620010 incl
-12	48242-00	A,B	PLACARD - Emergency gear extension	1	
	80848-02	C	PLACARD - Emergency gear extension	1	
-13	50649-00	AC	PLACARD - Circuit breaker, main	1	
	80826-02	AA	PLACARD - Circuit breaker, main	1	
-14	47545-00	A	PLACARD - Baggage capacity	1	31T-7400002 to 31T-7620010 incl
	80898-02	AQ	DECAL - Baggage capacity	1	
	81036-02	AW	PLACARD - Baggage capacity	1	
-15	47955-00	A	PLACARD - Relief valve obstruction	1	31T-7400002 to 31T-7620010 incl
	81037-02	U	PLACARD - Relief valve obstruction	1	
-16	51439-02	A	PLACARD - Test, stall margin, black	1	31T-7400002 to 31T-7620057 incl , 31T-7820001 to 31T-7920052 incl 31T-7920054 to 31T-7920082 incl
	SK2410	A	PLACARD - Test, stall margin, black	1	31T-7720001 to 31T-7720069 incl
	51439-00	A	PLACARD - Test, stall margin, beige	1	31T-7400002 to 31T-7620057 incl
	80534-02	A	PLACARD - Test, stall margin	1	31T-7920053, 31T-7920083 and up
-17	51450-02	A	PLACARD - Warning, power and ram, black	1	31T-7400002 to 31T-7720069 incl
	51450-00	A	PLACARD - Warning, power and ram, beige	1	31T-7400002 to 31T-7720069 incl
-18	51607-02	A	PLACARD - Warning, stall/master	1	31T-7400002 to 31T-7720069 incl
-19	80289-02	A,C	PLACARD - Starter energized, black	1	
	80289-03	A	PLACARD - Starter energized, beige	1	31T-7400002 to 31T-7620010 incl
-20	50560-00		PLACARD - Engine oil specifications	1	
-21	50216-02	G	PLACARD - Fuel control, left fuel tank	1	
	80689-02	H	PLACARD - Fuel control, left fuel tank	1	
-22	50216-03	G	PLACARD - Fuel control, right fuel tank	1	
	80690-02	H	PLACARD - Fuel control, right fuel tank	1	
-23	50216-04	A,B	PLACARD - Fuel crossfeed	1	
-24	50216-05	A,B	PLACARD - Off	2	
-25	50216-06	A,B	PLACARD - On	1	
-26	40584-03		PLACARD - Propeller control	1	
-27	50240-00		PLACARD - Starter control	1	
-28	80332-02		PLACARD - Power lever control	1	
-29	47736-00		PLACARD - Elevator trim	1	
	47736-02	J	PLACARD - Elevator trim	1	31T-7400002 to 31T-8020092 incl
-30	47737-00		PLACARD - Rudder trim	1	
	47737-02	J	PLACARD - Rudder trim	1	31T-7400002 to 31T-8020092 incl
-31	47738-00		PLACARD - Aileron trim	1	
-32	47583-00	AD	PLACARD - Isobaric valve	1	
-33	80699-02	B	PLACARD - Seventh seat loading warning, overhead panel	1	31T-7804001 to 31T-7904057 incl
	80699-02	AW	PLACARD - Seventh seat loading warning, instrument panel	1	

When ordering, always specify Part Number, Description and Serial Number of Aircraft

PIPER PARTS CATALOG

Figure and Index Number	Part Number	Code	NOMENCLATURE	No. Req	SERIAL NUMBERS AFFECTED
146-34	46752-00		PLACARD - Cabin vent	4	
-35	50743-00		PLACARD - Battery caution	1	
-36	46495-00	V	PLACARD - Category	1	
-37	80264-02	A	PLACARD - Speed (2200 rpm)	1	31T-7400002 to 31T-7520028 incl
	80339-02	A	PLACARD - Speed (2200 rpm)	1	31T-7520029 to 31T-7620057 incl
	80506-02	Y	PLACARD - Speed (2200 rpm)	1	
	80659-02	B,AN	PLACARD - Speed	1	31T-7804001 to 31T-7904057 incl
	80427-02	A	PLACARD - Speed (2000 rpm)	1	31T-7520034 to 31T-7620057 incl
	80507-02	Y	PLACARD - Speed (2000 rpm)	1	
-38	52838-00	A	PLACARD - Radar altimeter, black	1	31T-7400002 to 31T-7520036 incl
	48673-00	A	PLACARD - Radar altimeter, beige	1	31T-7400002 to 31T-7520036 incl
	80366-02	A	PLACARD - Radar altimeter, black	1	31T-7520037 to 31T-7620020 incl
	80366-03	A	PLACARD - Radar altimeter, beige	1	31T-7520037 to 31T-7620020 incl
-39	48657-00		MEDALLION - Control wheel	2	
-40	42080-00		PLACARD - Oxygen mask container	3	
-41	54587-02		PLACARD ASSEMBLY - Emergency exit latch	1	
-42	47060-00		PLACARD - Cabin door latch	1	
-43	47059-00		PLACARD - Cabin door lock	1	
-44	47563-00		PLACARD - Door auxiliary lock	1	
-45	48030-00		PLACARD - Hydraulic system	1	
-46	47218-00	A	PLACARD - No smoking/fasten seat belts	1	31T-7400002 to 31T-7620010 incl
-47	33543-00	A,K	PLACARD - Warning (ELT)	1	
	80418-02	A,L	PLACARD - Warning (ELT)	1	
-48	80200-00	A	PLACARD - S.A S vane calibrator	1	
-49	80233-02	A	DECAL - S A S stability augmentor	1	
-50	53777-02	A	PLACARD - Interior identification (continental)	1	31T-7400002 to 31T-7620010 incl
	53777-03	A	PLACARD - Interior identification (classic)	1	31T-7400002 to 31T-7620010 incl
	53777-04	A	PLACARD - Interior identification (contemporary)	1	31T-7400002 to 31T-7620010 incl
-51	43029-00		PLACARD - Radar equipped	1	
-52	80495-02	AB	PLACARD - Access panel	1	
-53	51543-00	A	DECAL - Cheyenne	2	31T-7400002 to 31T-7720069 incl
-54	47757-00		PLACARD - Starting procedure, external power	1	
-55	51856-02	A	CHECK LIST	1	31T-7400002 to 31T-7620057 incl
	55855-02	A	CHECK LIST	1	31T-7720001 to 31T-7920094 incl
	29725-02	A	CHECK LIST	1	31T-8020001 and up
	49630-02	B	CHECK LIST	1	31T-7804001 to 31T-8104101 incl
	02250-02	AW	CHECK LIST	1	
	01625-02	C	CHECK LIST	1	
-56	80247-02	A	PLACARD - Cigar lighter	1	31T-7400002 to 31T-7620010 incl
-57	80246-02		PLACARD - Cigar lighter	2	
-58	80279-02	A,B	PLACARD - Table storage	2	
	80942-02	C	PLACARD - Table storage	2	
-59	54098-00	A	PLACARD - Armrest storage	2	31T-7400002 to 31T-7620010 incl
	80895-02	U	DECAL - Armrest storage	2	
-60	80280-02	A	PLACARD - Seat limitation	1	31T-7400002 to 31T-7620010 incl
-61	80334-02	A	PLACARD - A/P Disengaged	1	
-62	80330-02	A	PLACARD - Indicator lights, black (copilot M/B)	1	31T-7520003 and up
	80330-03	A	PLACARD - Indicator lights, beige (copilot M/B)	1	31T-7520003 and up
-63	80243-02	A,B	PLACARD - Instrument vacuum, black	1	
	80243-03	A,B	PLACARD - Instrument vacuum, beige	1	
-64	80297-02	A	PLACARD - TCS, A/P Trim disconnect, mike, left	1	
	80297-03	A	PLACARD - TCS, A/P Trim disconnect, mike, right	1	
	80297-04	A	PLACARD - TCS, A/P Trim disconnect, left	1	31T-7400002 to 31T-7820092 incl
	80297-05	A	PLACARD - TCS, A/P Trim disconnect, right	1	31T-7400002 to 31T-7820092 incl
-65	80316-02	A	PLACARD - Decision height audio, black	1	
	80316-03	A	PLACARD - Decision height audio, beige	1	

When ordering, always specify Part Number, Description and Serial Number of Aircraft

PIPER PARTS CATALOG

Figure and Index Number	Part Number	Code	NOMENCLATURE	No. Req.	SERIAL NUMBERS AFFECTED
146-66	47545-00		PLACARD - Baggage capacity (200 lb)	1	
	80424-02		PLACARD - Baggage capacity (300 lb)	1	
-67	80385-02		PLACARD - Latching operation	1	
-68	55547-02	A	DECAL - Cheyenne	2	31T-7400002 to 31T-7720069 incl
-69	55549-02	A	DECAL - Piper	2	31T-7400002 to 31T-7720069 incl
-70	49172-02	AB	DECAL - Access panel, left	1	
-71	51228-00	A	PLACARD - Check list	1	31T-7620011 to 31T-7620057 incl
	80543-02	A	PLACARD - Check list	1	31T-7720001 to 31T-7920094 incl
	80846-02	A	PLACARD - Limitations/check list	1	31T-8020001 to 31T-8020092 incl
	80914-02	A	DECAL - Limitations/check list	1	31T-8120001 and up
	80660-02	B,AL	PLACARD - Check list	1	31T-7804001 to 31T-7904057 incl
	80815-02	B,AL	PLACARD - Limitations/check list	1	31T-8004001 to 31T-8004057 incl.
	80899-02	AM,AX	DECAL - Limitations/check list	1	
	80915-02	C	DECAL - Limitations/check list	1	
-72	80529-02	M	PLACARD - Warning (ELT)	1	
	80687-02	N	PLACARD - Warning (ELT)	1	
-73	80516-02	A,J	PLACARD - Copilot HSI	1	31T-7720008 to 31T-8020092 incl
-74	80404-02	A,J	PLACARD - Indicator lights	1	31T-7400002 to 31T-7720007 incl
	80508-02	A,J	PLACARD - Indicator lights	1	31T-7720008 to 31T-8020092 incl
-75	49375-02	F	DECAL - Cheyenne II, Cheyenne I	4	
-76	49374-02	F	DECAL - Piper	2	
-77	80522-02	F	PLACARD - Cabin pressure	1	
	80686-02	AE	PLACARD - Cabin pressure	1	
-78	80526-02	D,AP	PLACARD - Static pressure	1	
	81042-02	AO,BB	PLACARD - Blank	1	
-79	80556-02	AR	PLACARD - Master caution	1	
	80953-02	AW	PLACARD - Master caution and surface deice	1	
-80	41345-00	D	PLACARD - Compass	1	
-81	80599-02	X	PLACARD - Beta range	1	
	80597-02	Z	PLACARD - Beta range and prop synchronizer	1	
	81011-02	AA	PLACARD - Prop synchrophaser	1	
-82	80570-02	O	PLACARD - Annunciator test	1	
	80755-02	P	PLACARD - Annunciator test	1	
-83	80614-02	D	PLACARD - Annunciator Hi- Lo	1	
-84	80596-02	A,B	PLACARD - Filter servicing instruction	1	
-85	80639-02	A	PLACARD - Autopilot (SPZ-200) (29,000 ft limit)	1	
-86	80669-02	B	PLACARD - Control wheel (pilot)	1	
	80685-02	B	PLACARD - Control wheel (copilot)	1	
	51522-00	J	PLACARD - Control wheel	1	31T-7400002 to 31T-8020092 incl.
	51522-02	J	PLACARD - Control wheel (boom mike)	1	31T-7400002 to 31T-8020092 incl
-87	80683-02	B	PLACARD - Switch (Trim Test/Fast Erect)	1	
-88	48784-00	F	PLATE - Piper logo	1	
	49809-02	Q	DECAL - Piper logo	1	
-89	49806-02	E	DECAL - Cheyenne III	1	
-90	48022-00		DECAL - Brake reservoir	1	
-91	80709-02	B	PLACARD - Toilet seat occupancy	1	31T-7804001 to 31T-7904026 incl
-92	80708-02	B	PLACARD - Aft baggage compartment loading	1	31T-7804001 to 31T-7904026 incl
-93	80696-02	R	PLACARD - Cabin altitude controller	1	
-94	73382-02		PLACARD - Fuel filler	4	
-95	74630-04	C	NAME PLATE - Cheyenne IIXL	1	31T-1166001 and up
-96	80552-02	A	PLACARD - Torque light (SPZ-200)	1	
-97	80856-02	AY	PLACARD - Cabin pressure	1	
-98	80850-02	B,T	DECAL - Cabin door latch	1	
-99	80839-02	B,T	DECAL - "Cut Here in Emergency", bottom	1	
	80839-03	B,T	DECAL - "Cut Here in Emergency", top	1	

When ordering, always specify Part Number, Description and Serial Number of Aircraft

PIPER PARTS CATALOG

Figure and Index Number	Part Number	Code	NOMENCLATURE	No. Req.	SERIAL NUMBERS AFFECTED
146-100	80931-02	C	DECAL - "XL"	1	31T-8166001 to 31T-8166076 incl
-101	80824-02	AA	PLACARD - Fuse functions	1	
-102	80753-02	P	PLACARD - Flap test	1	
-103	80878-02	AF	PLACARD - Cabin call	1	
-104	80880-02	AG	PLACARD - Auxiliary heat switch	1	
-105	80897-02	AA	DECAL - Map light	2	
-106	80908-02	AA	DECAL - Seat belts, dome light and no smoking	1	
-107	80805-02	A	PLACARD - Free gyro (KFC-300)	1	
-108	80806-02	A	PLACARD - Trim test/vert gyro (KFC-300)	1	
-109	80864-02	A	PLACARD - AP/FD function (SPZ-200A)	1	
-110	80912-02	U	DECAL - Reading light	AR	
-111	80906-02	AE	DECAL - Cabin temperature	1	
-112	80900-02	D	DECAL - Courtesy lights	1	
-113	80907-02	AH	DECAL - "Oxygen"	3	
-114	80893-02	D	DECAL - Anti-Collision lights warning	1	
-115	81038-02	AU	PLACARD - Baggage compartment useage	1	
-116	80825-02	S	PLACARD - Unpressurized air source	1	
-117	80772-02	W	PLACARD - Cabin pressure test	1	
-118	80773-02	AH	PLACARD - Mike and phone jacks	1	
-119	80822-02	B,T	PLACARD - Left windshield overtemp	1	
	80823-02	B,T	PLACARD - Right windshield overtemp	1	
-120	80670-02	Z	PLACARD - Prop synchrophaser (control box)	1	
	80925-02	AA	PLACARD - Prop synchrophaser (control box)	1	
-121	80833-02	C	PLACARD - Fuel control panel	1	
-122	42971-00		PLACARD - Oxygen warning	1	
-123	80949-02	AA,AJ	PLACARD - Torque test	1	
-124	80973-02		PLACARD - Pin engagement	1	
-125	80970-02	C	PLACARD - Compass erratic/ground blower	1	
-126	80845-02	AS	PLACARD - Relay box	1	
	80968-02	AB	PLACARD - Relay box	1	
-127	81039-02	AO,BB	PLACARD - Static pressure	1	
-128	81040-02	AO,BB	PLACARD - Alternate static air	1	
-129	81029-02		PLACARD - Oxygen cylinder retest	1	
-130	80996-02	AW	PLACARD - Cutout cover, fire extinguisher	2	
-131	81009-02	AT	PLACARD - Flap limitation	1	
-132	80913-02	AZ	PLACARD - Toilet seat occupancy	1	
-133	81065-02	AV,BA	PLACARD - Loading limitations	1	

When ordering, always specify Part Number, Description and Serial Number of Aircraft

PIPER PARTS CATALOG

THIS PAGE INTENTIONALLY LEFT BLANK

PIPER PARTS CATALOG

INTENTIONALLY LEFT BLANK

Optional Equipment Kits and Repair Kits

REVISED: FEBRUARY 1981

4L1

PA-31T
PA-31T1
PA-31T2

PIPER PARTS CATALOG

CODE EXPLANATIONS FOR OPTIONAL EQUIPMENT KITS AND REPAIR KITS

- A - Used on PA-31T only
- B - Used on PA-31T1 only
- C - Used on PA-31T2 only
- D - This kit is less the following parts which must be ordered separately Left Tip Tank Assembly (Part No 55896-28) and Right Tip Tank Assembly (Part No 55896-29) for serial numbers 31T-7804001 to 31T-7904057 inclusive, and for serial numbers 31T-8004001 to 31T-8004057 inclusive, if the fiberglass wing tips do not incorporate a Forward Facing Recognition Light Assembly; or Left Tip Tank Assembly (Part No 55896-02) and Right Tip Tank Assembly (Part No 55896-03) for serial numbers 31T-8004001 to 31T-8004057 inclusive, if the fiberglass wing tips incorporate a Forward Facing Recognition Light Assembly NOTE: This kit cannot be used to install tip tanks with recognition lights on aircraft which do not have recognition lights already installed
- E - PA-31T aircraft with serial numbers 31T-7520018, 31T-7620016 to 31T-7620030 inclusive, 31T-7720006 to 31T-8020092 inclusive and PA-31T1 aircraft with serial numbers 31T-7804001 to 31T-8004057 inclusive must also order and install Heater Fuel Line Replacement Kit 764 057 in conjunction with this kit PA-31T aircraft with serial numbers 31T-7400002 to 31T-7520017, 31T-7520019 to 31T-7620015 inclusive, 31T-7620031 to 31T-7720005 inclusive which have had Heater Assembly 62D33 replaced with Heater Assembly 62D33-1 or 62D33-2 must also order and install Heater Fuel Line Replacement Kit 764 057 in conjunction with this kit PA-31T aircraft which have Heater Assembly 62D33 installed do not require the Heater Fuel Line Replacement Kit PA-31T aircraft with serial numbers 31T-7400002 to 31T-7720007 inclusive will require a 3 amp screw terminal type circuit protector (Piper P/N 454 695) instead of the 3 amp Plug-in type circuit protector supplied in this kit
- F - Operation of the wash ring will require the female half of a one inch garden hose quick disconnect coupling This female fitting may be procured locally or may be procured from Piper Aircraft by ordering Part Number 763 357
- G - Used with Eastern Industries hydraulic pump, P/N 26802-08 (1213-HBG, Type 310)
- H - Used on PA-31T with serial numbers 31T-7620004, 31T-7620006 and up, PA-31T1 and PA-31T2
- J - Used on PA-31T with serial numbers 31T-8120001 and up, PA-31T1 with serial numbers 31T-8104001 to 31T-8304003 inclusive, 31T-1104004 and up, and PA-31T2
- K - This kit will modify starter generator (Lear Siegler No 23048-001) to starter generator (Lear Siegler No 23048-006) quick-attach-detach configuration on one engine On aircraft equipped with a single belt driven freon compressor, a new compressor drive housing (P/N 50118-04) may be required, on the right engine, to allow installation of the quick-attach-detach starter generator drive end bell Compressor drive housing (P/N 50118-04) must be ordered separately Aircraft equipped with a dual belt driven freon compressor do not require a different compressor drive housing
- L - This kit is used when installing static discharger base to wing tip tank This kit contains sufficient quantities of a two part epoxy mix to repair or replace approx 20 discharger bases
- M - Used on PA-31T with serial numbers 31T-7400002 to 31T-8020038 inclusive, and PA-31T1 with serial numbers 31T-7804001 to 31T-8004021 inclusive
- N - Used on PA-31T1 with serial numbers 31T-8304001 to 31T-8304003 inclusive, 31T-1104004 and up

PIPER PARTS CATALOG

Figure and Index Number	Part Number	Code	NOMENCLATURE	No. Req.	SERIAL NUMBERS AFFECTED
OPTIONAL EQUIPMENT KITS					
	29132-02		CARD - Passenger briefing		
	42766-07	A	PLOTTER ASSEMBLY - Weight and balance		31T-7400002 to 31T-7920094 incl
	49633-03	A	PLOTTER ASSEMBLY - Weight and balance		31T-8020001 and up
	49633-02	B	PLOTTER ASSEMBLY - Weight and balance		31T-7804001 to 31T-8104101 incl
	49633-07	N	PLOTTER ASSEMBLY - Weight and balance		
	49633-04	C	PLOTTER ASSEMBLY - Weight and balance		
	760 925	A	FUEL TOTALIZER INSTALLATION		31T-7400002 to 31T-7620003 incl and 31T-7620005
	761 013	H	FUEL TOTALIZER INSTALLATION		
	761 144	A,K	STARTER GENERATOR MODIFICATION		31T-7400002 to 31T-7720064 incl
	763 913	B,D	WING TIP TANK INSTALLATION		31T-7804001 to 31T-8004057 incl
	764 058	E	AUXILIARY HEAT SYSTEM INSTALLATION		
	764 083	F	WASH RING INSTALLATION		
	764 082	A,B	ELT REPLACEMENT (Garrett ELT to Narco ELT 10)		
	764 039	A,B	CLEVELAND MAIN WHEELS AND BRAKES INSTALLATION		
	764 908	J	MAP CLIP INSTALLATION (CONTROL WHEEL MOUNTED)		
	764 970	A	STATIC WICK INSTALLATION		
	764 932	M	BENDIX TORQUE SYSTEM CONVERSION		
REPAIR KITS					
	757 125	G	HYDRAULIC PUMP SEALS AND RINGS		
	760 630	G	HYDRAULIC PUMP CENTERPLATE ASSEMBLY		
	760 631	G	HYDRAULIC PUMP SHAFTS		
	760 400	G	HYDRAULIC PUMP MISCELLANEOUS HARDWARE		
	760 632	G	HYDRAULIC PUMP DRIVE SIDE ASSEMBLY		
	760 633	G	HYDRAULIC PUMP REAR SIDE ASSEMBLY		
	760 798		PROPELLER REPAIR KIT (HC-B3TN-3B)		
	914 046		CARTRIDGE - Semkit sealer PR-1221-B2 (6 oz)		
	914 047		CARTRIDGE - Semkit sealer PR-1221-B2 (2½ oz)		
	923 120		GREASE - Flap transmission packing (Dukes Flap Transmissions only) 1 lb can		
	179 895	L	EPOXY SEALANT (Static discharger base)		
SPECIAL TOOLS					
	51512-00		POINTER ASSEMBLY - Rigging		
	51513-00		LOCATOR PIN ASSEMBLY - Rigging template		
	51514-00		WRENCH ASSEMBLY - Propeller attachment bolt		
	51515-00		SLING ASSEMBLY - Engine (PT6-2B)		
	51516-00		SHIM - Beta rigging		
	51517-00		TOOL ASSEMBLY - Governor adjusting		
	51518-00		TEMPLATE - Beta rigging		
	51519-00		PULLER ASSEMBLY - Feedback ring		
	51520-00		COWL ASSEMBLY - Ground		
	761 948		TENSIOMETER - Compressor belt tension		
	01704-02		TOOL ASSEMBLY - Beta rigging		
	764 963		JANITROL HEATER PRESSURE CHECK KIT		

When ordering, always specify Part Number, Description and Serial Number of Aircraft

THIS PAGE INTENTIONALLY LEFT BLANK

THIS PAGE INTENTIONALLY LEFT BLANK

PIPER PARTS CATALOG

**PAGES 4L6 THRU 4L24
INTENTIONALLY LEFT BLANK**



**CHEYENNE
PARTS CATALOG**

CARD 5 OF 5

**PA-31T CHEYENNE
PA-31T CHEYENNE II
PA-31T1 CHEYENNE I
PA-31T1 CHEYENNE IA
PA-31T2 CHEYENNE II XL**

PIPER AIRCRAFT CORPORATION

PIPER PARTS CATALOG

AEROFICHE EXPLANATION AND REVISION STATUS

The Parts Catalog information incorporated in this set of Aerofiche cards has been arranged in accordance with the general specifications of Aerofiche adopted by the General Aircraft Manufacturer's Association.

Conversion of Aerofiche alpha / numeric code numbers:

First number is the Aerofiche card identifier

Letter is the horizontal line reference per card.

Second number is the vertical line reference per card

Example: 2J16 = Aerofiche card number two of given set, Grid location J16

To aid in locating the various sections and related information desired, the following is provided:

A complete Catalog Table of Contents is given at Grid 1A8 of Aerofiche card number 1 of this set. Each additional card in this set will have a Table of Contents for all sections on that particular card. This table will start at Grid A3

REVISIONS

The information compiled in this Aerofiche Parts Catalog will be kept current by revisions distributed periodically. These revisions will supersede all previous revisions and will be complete Aerofiche card replacements and shall supersede Aerofiche cards of the same number in the set.

Current revisions to this PA-31T, PA-31T1 and PA-31T2 Parts Catalog issued May 26, 1978 are as follows:

753 825 (PR780907) Dated September 1978
753 825 (PR790307) Dated March 1979
753 825 (PR790910) Dated September 1979
753 825 (PR800317) Dated March 1980
753 825 (PR800915) Dated September 1980
753 825 (PR810213) Dated February 1981
753 825 (PR810611) Dated June 1981
753 825 (PR810910) Dated September 1981
753 825 (PR820310) Dated March 1982
753 825 (PR821011) Dated October 1982
753 825 (PR830511) Dated May 1983
753 825 (PR831212) Dated December 1983
753 825 (PR840314) Dated March 1984
753 825 (IR971015) Dated October 15, 1997

NOTE: Refer to the last card of the Piper - Parts Price List - Aerofiche for a check list of current revision dates and card effectivities for this parts catalog

TABLE OF CONTENTS

FIGURE NUMBER

FIGURE TITLE
NUMERICAL INDEX

GRID NUMBER

5A4

NUMERICAL INDEX

Part Number	Figure and Index No.	Part Number	Figure and Index No.	Part Number	Figure and Index No.	Part Number	Figure and Index No.
SK-2410	68-34	01243-03	59A-11	01487-04	14-35	01719-02	63A-41
SK-2410	146-16	01243-19	59A-49	01489-02	119B-3	01720-02	61-55
01014-02	117B-11	01244-02	52A-14	01499-02	59A-32	01720-02	63A-40
01014-02	117C-2	01244-02	52A-15	01512-02	74A-14	01721-02	61-54
01015-02	102-1	01244-02	52A-16	01514-02	74A-17	01721-02	63A-43
01015-03	102-1	01247-02	52A-23	01514-03	74A-17	01722-02	16-75
01015-04	102-1	01247-03	52A-23	01549-02	52-7	01723-02	16-69
01015-05	102-1	01247-04	52A-23	01571-02	74A-48	01724-02	18-51
01046-02	85-49	01257-02	14A-49	01605-02	93-1	01725-02	18-45
01046-02	86-22	01258-02	14A-50	01605-02	94-1	01726-02	16-70
01047-03	85-81	01259-02	60A-21	01623-02	102-23	01727-02	16-73
01088-02	117C-14	01262-02	67A-9	01625-02	146-55	01728-02	16-72
01092-02	74A-24	01263-02	67A-10	01634-02	59A-15	01729-02	16-71
01092-08	74A-28	01280-02	119B-4	01634-03	59A-15	01731-02	24-46
01098-02	52-7	01282-02	93-102	01636-02	59-4	01733-02	16-74
01099-02	74A-25	01283-02	93-103	01636-02	59A-57	01734-02	18-52
01113-02	63B-35	01284-02	93-107	01636-02	59B-4	01737-03	16-3
01113-04	63B-18	01288-02	128-60	01636-02	60-4	01737-03	18-1
01117-02	26-9	01288-02	129B-8	01636-02	60A-4	01753-05	16-1
01119-02	68C-64	01288-03	128-61	01636-02	62-4	01754-02	19-49
01126-04	78A-18	01292-02	76-7	01636-03	59-4	01754-02	19A-80
01127-03	78A-16	01293-02	117C-88	01636-03	59A-57	01754-04	19-51
01129-02	13A-3	01293-03	117C-88	01636-03	59B-4	01754-04	19A-82
01129-03	13A-3	01294-02	117C-90	01636-03	60-4	01756-02	19-52
01130-02	13A-4	01295-02	117C-87	01636-03	60A-4	01756-02	19A-83
01130-03	13A-4	01311-02	117C-95	01636-03	61-4	01759-02	125B-2
01138-02	14-19	01312-03	13A-72	01636-03	63A-29a	01764-02	125B-7
01139-02	77-14	01315-02	117C-91	01644-06	15-2	01765-02	125B-9
01145-02	90-26	01315-03	117C-94	01645-02	59A-6	01766-02	125B-6
01154-02	73A-27	01329-02	121A-1	01652-02	56-31	01767-02	125B-8
01156-02	52A-7	01329-02	121C-1	01658-03	119B-95	01768-02	125B-10
01158-02	65A-13	01331-02	59A-46	01658-04	119B-96	01785-02	52A-55
01158-03	65A-13	01333-06	59A-38a	01658-05	119B-97	01786-02	52A-12
01159-02	120A-16	01335-04	33B-22	01658-06	119B-98	01787-02	52A-11
01160-02	120A-8	01347-03	117C-75	01658-07	119B-99	01791-02	66B-27
01166-02	105A-90	01348-02	117C-74	01672-02	14-68	01791-02	67-8
01169-02	125C-43	01349-02	117C-80	01674-03	14-69	01793-02	121B-60
01180-02	70-62	01350-02	117C-73	01675-03	14-69	01793-02	121C-67
01182-02	124-13	01351-02	117C-72	01679-02	32-30	01803-02	73-7
01187-02	120B-10	01351-03	117C-72	01679-03	32-36	01803-03	83A-1
01191-02	134-18	01351-04	117C-86	01679-04	32-37	01804-02	57-4
01198-02	85-36	01351-06	117C-85	01680-02	32-35	01804-02	57A-16
01198-02	86-31	01352-04	59A-22	01683-02	78A-34	01813-02	125B-1
01210-02	13A-71	01414-02	59A-18	01686-02	59A-32	01816-02	65-20
01217-02	24-77	01415-07	11-4	01700-02	134-17	01818-10	65A-9
01217-03	24-77	01428-02	14-70	01704-02	Misc	01818-15	65-8
01233-02	120A-33	01434-04	14-18	01709-04	15-2	01821-06	46-40
01241-02	119B-92	01452-02	21-62	01712-03	15-3	01821-07	42-5
01242-02	52A-13	01470-02	74A-35	01717-02	18-15	01821-08	46-40
01243-02	59A-11	01480-02	59A-49a	01719-02	61-53	01821-09	42-5

PIPER PARTS CATALOG

Part Number	Figure and Index No.	Part Number	Figure and Index No.	Part Number	Figure and Index No.	Part Number	Figure and Index No.
01823-02	94-68	01996-04	56-24	02202-02	58-1	02314-04	63-2
01824-02	94-67	01996-05	56-24	02202-03	58-1	02314-04	63A-25
01825-02	94-37	02008-16	53B-8	02202-04	58-1	02314-04	63B-2
01826-02	93-1	02009-07	53B-8	02202-05	58-1	02314-05	59-2
01826-02	94-1	02014-02	18-53	02202-06	58-1	02314-05	60-2
01827-02	105-71	02015-02	24-33	02202-07	58-1	02314-05	61-2
01836-02	74A-13	02022-02	18-54	02202-08	58-1	02314-05	63-2
01837-02	74A-11	02025-02	73A-5	02202-09	58-1	02314-05	63A-25
01837-03	74A-10	02025-05	73A-5	02204-02	73A-106	02314-05	63B-2
01838-02	74A-20	02026-02	16-22	02207-02	73A-105	02314-06	59-2
01839-02	74A-12	02031-02	19-5a	02209-02	58-59	02314-06	60-2
01840-02	74A-8	02031-02	19-8a	02214-02	66B-15	02314-06	63-2
01841-02	80-22b	02031-02	22-47	02216-02	66B-27	02314-06	63A-25
01842-02	80-22a	02036-02	74A-5	02221-02	21A-52	02314-06	63B-2
01843-02	80-22c	02040-02	57-2	02222-04	56-4	02314-07	59-2
01852-02	93-1	02040-03	57-2	02222-07	56-2	02314-07	60-2
01852-02	94-1	02041-02	57-3	02222-09	56-4	02314-07	61-2
01853-02	74A-7	02046-02	53B-54	02223-02	66B-14	02314-07	63-2
01861-02	73A-87	02047-02	35-4	02225-04	78A-15	02314-07	63A-25
01862-02	127A-13	02052-02	48-33	02225-05	78A-15	02314-07	63B-2
01865-02	70-62	02056-02	66-14	02227-02	66B-18	02314-08	59-2
01866-02	14-78	02058-11	53B-7	02228-02	66B-12	02314-08	60-2
01868-02	70-62	02063-02	130A-14	02229-02	73A-64	02314-08	61-2
01869-02	14-67	02073-02	41-43	02232-02	57-42	02314-08	63-2
01872-02	127A-6	02076-02	57-3	02232-02	57A-34	02314-08	63A-25
01878-02	21-63	02077-02	53B-16a	02233-02	65-12	02314-08	63B-2
01882-02	57-41	02078-02	12-55	02237-02	66B-22	02314-09	56-2
01883-02	21-61	02090-02	53B-5	02239-02	66B-23	02314-09	60-2
01885-02	57-40	02093-02	53B-18	02239-02	67-18	02314-09	61-2
01885-06	57-40	02093-03	53B-18	02241-02	12A-75	02314-09	63-2
01889-02	24-76	02094-02	84A-22	02242-02	55B-17	02314-09	63A-25
01890-02	24-76	02098-02	87-41	02244-02	66B-13	02314-09	63B-2
01898-02	78-8a	02100-03	66B-25	02244-02	67-20	02314-10	59-2
01898-02	78-15a	02100-03	67-16	02244-02	6-9	02314-10	60-2
01898-02	78A-9	02107-02	74A-55	02250-02	146-55	02314-10	61-2
01907-02	119B-6	02113-02	74A-58	02254-02	53C-52	02314-10	63-2
01908-02	106-11	02113-02	74A-59	02259-02	53C-55	02314-10	63A-25
01913-08	57-15	02114-02	74A-59	02263-02	65A-14	02314-10	63B-2
01913-10	57-15	02115-02	74A-56	02264-02	53C-54	02314-11	62-2
01913-14	57-17	02118-02	63A-32	02267-02	125C-13	02314-12	62-2
01915-02	74A-46	02124-02	74A-34	02272-02	53C-58	02314-13	62-2
01924-02	74A-29a	02149-04	63A-1	02272-03	53C-58	02314-14	62-2
01946-02	105A-94	02149-05	63A-1	02278-02	53C-57	02314-15	62-2
01947-02	105A-91	02149-07	63A-1	02280-02	53C-59	02314-16	62-2
01948-02	19-50	02149-09	63A-1	02281-04	53C-56	02314-17	62-2
01948-02	19A-84	02159-02	66B-10	02314-02	59-2	02314-18	62-2
01949-02	105A-92	02159-03	66B-11	02314-02	60-2	02314-19	62-2
01951-02	74A-47	02159-04	66B-24	02314-02	61-2	02314-20	59A-50
01952-02	107A-18	02164-02	41-94	02314-02	63-2	02314-20	59B-2
01953-02	79-17	02165-02	19-41	02314-02	63A-25	02314-20	60A-2
01953-03	79-17	02165-02	19A-62	02314-02	63B-2	02314-21	59A-50
01961-02	106-12	02165-02	56-30	02314-03	59-2	02314-21	59B-2
01988-02	24-42	02181-02	66B-28	02314-03	60-2	02314-21	60A-2
01988-04	24-43	02182-02	130A-1	02314-03	61-2	02314-22	59A-50
01989-02	24-44	02183-02	41-43	02314-03	63-2	02314-22	59B-2
01989-04	24-44	02186-02	129B-23	02314-03	63A-25	02314-22	60A-2
01989-06	24-44	02194-02	12-64a	02314-03	63B-2	02314-23	59A-50
01989-08	24-45	02194-02	12A-63	02314-04	59-2	02314-23	59B-2
01996-02	56-23	02194-02	12A-63	02314-04	60-2	02314-23	60A-2
01996-03	56-23	02197-02	57B-10	02314-04	61-2	02314-24	59A-50

PIPER PARTS CATALOG

Part Number	Figure and Index No.	Part Number	Figure and Index No.	Part Number	Figure and Index No.	Part Number	Figure and Index No.
02314-24	59B-2	02363-15	62-7a	09958-02	29-1	15513-17	54-25
02314-24	60A-2	02363-15	63A-4a	10525-02	123-1	15660-02	137A-20
02314-25	59A-50	02363-16	62-7a	10525-05	123-1	15660-02	137B-45
02314-25	59B-2	02363-16	63A-4a	10525-64	117C-68	15661-02	137A-21
02314-25	60A-2	02363-17	62-7a	10525-107	117B-1	15661-02	137B-46
02314-26	59A-50	02363-17	63A-4a	10525-107	117C-1	16276-03	98-32
02314-26	59B-2	02363-18	62-7a	11151-02	99-22	16632-00	72-4
02314-26	60A-2	02363-18	63A-4a	11151-02	104-58	16632-00	72-43
02314-27	59A-50	02363-19	62-7a	11151-03	95-53	16632-00	105-44
02314-27	59B-2	02363-19	63A-4a	11151-03	97-12	16632-00	119-61
02314-27	60A-2	02363-20	58-58b	11151-03	99-22	16632-00	137A-28
02314-28	59A-50	02363-21	58-58b	11151-03	99-56	16633-00	34-16
02314-28	59B-2	02363-22	58-58b	11987-89	116-37	16633-03	72A-5
02314-28	60A-2	02363-23	58-58b	12073-03	58-28	16633-24	73-52
02314-29	63-2	02363-24	58-58b	12074-03	59-25	16633-24	73A-52
02314-30	63-2	02363-25	58-58b	12074-03	60-25	16633-25	124-23
02363-02	59-7a	02363-26	58-58b	12605-00	103-15	16633-26	73-93
02363-02	59A-7	02363-27	58-58b	12605-00	103-34	16633-26	73A-91
02363-02	61-7a	02363-28	58-58b	12761-03	57-36	16633-28	124-24
02363-02	63A-4a	02363-31	58-58b	13134-00	79-31	16633-38	107-9
02363-03	59-7a	02363-32	58-58b	13135-03	79-32	16633-38	107A-9
02363-03	59A-7	02365-02	53C-62	13445-03	102-33	16633-43	85-44
02363-03	61-7a	02367-02	60-1	13445-04	102-33	16633-48	105A-47
02363-03	63A-4a	02367-03	60-1	13445-06	102-39	16633-50	85-53
02363-04	59-7a	02367-04	59-1	13586-88	126-9	16633-50	86-39
02363-04	59A-7	02367-05	59-1	13586-99	105A-46	16633-62	116A-9
02363-04	61-7a	02367-06	59-1	13586-99	112-35	16633-76	49-61
02363-04	63A-4a	02367-07	59-1	13586-99	112A-44	16633-81	116-13
02363-05	59-7a	02373-02	59-5	14175-45	57-27	16633-81	116B-13
02363-05	59A-7	02373-03	59-5	14175-45	57A-27	16633-92	84A-9
02363-05	61-7a	02373-04	62-5	14175-111	59-43	16633-93	85-44
02363-05	63A-4a	02373-05	61-5	14175-111	59A-58	16633-93	86-45
02363-06	59-7a	02373-05	63A-2	14175-111	59B-34	16775-03	49-23
02363-06	59A-7	02373-06	59A-2	14175-111	60-43	17088-00	96-3
02363-06	61-7a	02373-07	59A-2	14175-111	60A-39	17088-00	98-27
02363-06	63A-4a	02373-09	63A-2	14175-111	61-29	17089-00	93-56
02363-07	59-7a	02377-02	63A-1	14175-111	62-3	17089-00	93-65
02363-07	59A-7	02377-03	63A-1	14175-111	63A-27	17089-00	93-74
02363-07	61-7a	02378-02	59A-1	14183-11	104-35	17089-00	96-5
02363-07	63A-4a	02378-03	59A-1	14843-106	36-16	17089-00	98-29
02363-08	59-7a	02378-04	59A-1	14843-106	36-23	17089-00	100-9
02363-08	59A-7	02378-05	59A-1	14843-108	61-22	17089-00	136-56
02363-08	61-7a	02380-02	58-58b	14843-108	61-32a	17235-00	99-11
02363-08	63A-4a	02380-03	58-58b	14843-108	61-36	17315-00	2-18
02363-09	59-7a	02380-04	58-58b	14843-108	62-31	17315-00	2-20
02363-09	59A-7	02380-05	58-58b	14843-108	63A-16	17315-06	2-18
02363-09	61-7a	02380-06	58-58b	14843-109	61-32	17316-00	2-12
02363-09	63A-4a	02380-07	58-58b	14843-109	63A-17	17317-03	20-31
02363-10	59-7a	02380-08	58-58b	14843-114	33A-10	17318-02	2-13
02363-10	59A-7	02380-09	58-58b	14843-116	45-7	17318-02	19-53
02363-10	61-7a	02380-10	58-58b	14976-11	46-22	17318-02	19A-86
02363-10	63A-4a	02380-11	58-58b	14976-15	48-39	17604-21	73-32
02363-11	62-7a	02380-12	58-58b	14976-16	48-40	17604-21	73A-32
02363-11	63A-4a	02381-03	58-1	14976-72	81-29	17604-33	73-32
02363-12	62-7a	02381-04	58-1	14976-72	81A-29	17604-33	73A-32
02363-12	63A-4a	02381-05	58-1	14976-97	61-23	17758-02	13-36
02363-13	62-7a	02387-02	74A-57	15513-13	54-20	17758-02	13A-41
02363-13	63A-4a	02390-03	53B-17	15513-14	54-9	17758-03	121-61
02363-14	62-7a	02446-02	53C-60	15513-15	54-10	1776602	106-6
02363-14	63A-4a	02465-02	41-6	15513-16	27-19	17766-02	106-43

PIPER PARTS CATALOG

Part Number	Figure and Index No.	Part Number	Figure and Index No.	Part Number	Figure and Index No.	Part Number	Figure and Index No.
17766-03	105-40	19336-01	58-22	22104-07	83-11	23969-05	126-23
17766-04	105-41	19365-02	58-29	22104-07	83A-9	23969-05	127-40
17766-04	106-5	19513-38	68-60	22104-08	52-9	23969-05	127A-40
17766-27	106-3	19513-38	68A-61	22104-08	81-41	24166-00	31-4
17766-31	106-5	19513-38	68B-59	22104-08	81A-41	24166-00	31-6
17766-40	70-22	19513-38	68C-42	22104-08	118-47	24166-00	33C-4
17766-73	49-22	19513-53	35-17	22104-08	121-52	24166-00	33C-6
17766-91	52A-18	19513-61	59A-38	22104-08	121A-46	24166-00	33C-8
17766-91	106-4	19513-64	2-52	22104-08	121B-52	24166-00	33C-10
17766-110	49-17	19513-64	87-40	22104-08	121C-46	24166-00	33C-12
17766-110	52A-17	19513-64	122-47	22104-08	127-27	24166-02	95-13
17766-112	49-17	19513-95	42-3	22104-08	127B-25	24567-00	30-7
17766-113	52A-46	19513-96	42-4	22104-15	81-40	24629-00	97-6
17766-114	106-5	19790-35	105-60	22104-15	81A-40	24631-07	97-1
17766-115	106-43	19795-00	132-28	22105-05	81-17	24631-08	97-1
17848-00	94-25	19799-00	2-25	22105-05	81A-17	24932-00	74-31
17852-02	94-19	19803-04	2-23	22105-05	83-11	24932-00	74-43
17852-03	94-20	19807-00	127-54a	22105-05	83A-9	24933-00	74-32
17881-06	71-9	19936-00	94-23	22105-10	118-46	24933-00	74-44
17881-06	116B-45	20370-00	4-37	22105-13	81-38	24948-02	74-30
17881-06	137A-29	20370-00	5-48	22105-13	81A-38	24948-02	74-42
17881-06	137B-19	20370-02	13-57	22179-00	85-52	25010-04	80-74
17881-06	137C-46	20370-02	13A-68	22179-00	86-38	25054-00	78-22
18132-00	81-37	20370-02	16-77	22179-00	87-24	25054-00	78A-2,3
18132-00	81A-37	20372-03	4-15	22287-03	84-22	25054-00	87-18b
18132-00	85-32	20372-03	13-40	22369-35	105A-45	25358-00	102-21
18132-00	118-23	20372-03	13A-42	22369-47	112-36	25397-00	121C-48
18132-02	118-26	20372-06	5-35	22369-47	112A-45	25397-05	121A-48
18132-02	118-29	20534-00	104-17	22470-16	123-13	25552-00	56-18
18219-00	81-35	20623-00	97-40	22470-21	123-13	25590-00	35-10
18219-00	81A-35	20737-23	42-30	22470-23	123-13	25597-00	4-23
18219-00	85-33	20737-30	45-31	22472-22	123-12	25704-00	41-10
18219-00	86-23	20737-32	45-30	22472-29	123-12	25704-00	41-15a
18219-02	52-4	20737-37	41-17	22482-00	13-61	25704-00	45-74
18219-02	118-27	20737-40	42-14	22482-00	13A-60	25801-02	59-2
18219-02	118-30	20737-40	42-31	22502-32	117C-29	25801-02	60-2
18219-03	118-24	20737-42	48-35	22502-87	117-15	25801-02	61-2
18412-02	16-68	20737-43	48-1a	22502-87	117A-20	25801-02	63-2
18443-00	104-61	20956-00	102-19	22502-88	117-20	25801-02	63A-25
18457-00	4-22	20957-00	102-20	22502-88	117A-19	25801-02	63B-2
18522-20	83-10	20999-00	102-10	22641-02	35-15	25801-05	62-2
18522-20	83A-8	21001-00	102-15	22673-40	70-13	25801-10	58-2
18842-00	61-43	21418-02	74-35	22673-51	70-18	25801-10	59A-50
18842-00	63-39	21418-02	74-47	22673-53	70-16	25801-10	60A-2
18842-00	63A-42	21470-00	102-24	22673-72	70-9	26802-08	107-1
18842-00	63B-36	21619-02	102-32	23183-00	29-26	26802-08	107A-1
18842-03	59-53	21702-03	45-4	23319-00	85-63	26802-11	107-1
18842-03	59B-37	21831-04	46-11	23319-00	86-59	26802-11	107A-1
18842-03	60A-43	22103-02	52-8	23322-00	102-14	26870-00	137A-22
18968-00	58-43	22103-02	81-42	23943-00	127C-4	26898-04	127-2
18968-00	59-19	22103-02	81A-42	23943-00	127D-4	27065-02	127A-49
18968-00	59A-28	22103-02	118-48	23969-02	126-22	27065-02	127B-44
18968-00	59A-44a	22103-02	121-51	23969-02	127-8	27065-10	127-54
18968-00	59B-11	22103-02	121A-45	23969-02	127A-8	27065-12	127-54
18968-00	59B-31	22103-02	121C-45	23969-02	127B-3	28467-03	35-22
18968-00	60-19	22103-03	121B-51	23969-03	126-49	28546-02	102-69
18968-00	60A-11	22103-03	127-26	23969-04	126-23	29001-02	53B-2
19086-03	99-12	22103-03	127B-24	23969-04	127-9	29001-02	53C-2
19331-08	116-43	22104-07	81-16	23969-04	127A-9	29002-02	127-28
19336-00	58-22	22104-07	81A-16	23969-04	127B-4	29002-02	128-39

PIPER PARTS CATALOG

Part Number	Figure and Index No.
29004-05	61-9
29004-23	61-9
29004-24	60-9
29004-25	60-9
29004-26	59-9
29004-26	60-9
29004-27	59-9
29004-27	60-9
29005-02	21-52
29005-02	21A-46
29006-02	21-50
29006-02	21A-44
29007-02	116A-54
29013-02	24-65
29016-02	127C-36
29124-02	136-15
29126-02	136-33
29132-02	Misc
29136-02	24-31
29136-03	24-31
29137-02	24-32
29139-02	24-34
29139-03	24-34
29140-02	24-38
29140-03	24-38
29141-02	16-1
29141-04	16-1
29142-02	112A-20
29143-02	102-98
29143-03	102-104
29144-02	21-37
29144-02	21A-34
29144-02	22-22
29144-03	21-37
29144-03	21A-34
29144-03	22-22
29146-02	68B-10
29147-02	68A-11
29149-02	16-41
29149-03	16-41
29150-02	16-45
29150-03	16-45
29151-02	16-44
29151-03	16-44
29152-02	126-1
29152-03	126-1
29153-300	55B-1
29153-301	55B-1
29154-02	55B-3
29154-03	55B-3
29154-04	55B-3
29154-05	55B-6
29154-06	55B-5
29154-07	55B-4
29154-08	55B-3
29154-09	55B-3
29154-12	55B-5
29155-02	18-49
29156-02	16-6
29157-02	19-33

Part Number	Figure and Index No.
29157-02	19-45a
29157-02	19A-48
29158-02	18-45
29159-02	18-47
29160-02	53B-21
29160-08	53B-21
29160-02	53C-28
29161-02	53B-21
29161-02	53C-28
29162-02	18-48
29164-02	137-46
29165-02	18-46
29165-06	18-46
29166-03	103-46
29168-02	24-33
29169-02	16-64
29171-02	2-62
29171-03	2-62
29173-02	59-6
29173-02	59A-3
29173-02	60-6
29173-02	60A-6
29173-02	63A-4
29173-03	59-6
29173-03	59A-3
29173-03	60-6
29173-03	60A-6
29173-04	62-6
29173-05	61-6
29173-05	63A-4
29175-02	12-15
29175-02	12A-17
29184-02	59B-14
29184-02	60-38
29184-02	60A-17
29188-02	4-39
29188-03	4-39
29191-02	128-7
29194-02	85-76
29194-03	85-75
29194-04	86-75
29196-02	136-33
29197-02	102-12
29202-02	68A-7
29202-02	68B-7
29202-02	69-8
29205-02	101-3a
29209-02	101-3
29212-02	145-24
29212-03	145-24
29214-02	53B-16
29214-03	53B-16
29214-06	53C-19
29214-07	53C-19
29215-02	16-63
29218-02	16-63
29229-02	137A-44
29229-02	137B-38
29229-02	137C-55
29233-02	127-23

Part Number	Figure and Index No.
29233-02	127B-20
29234-02	122-5
29235-02	122-6
29236-04	12-65
29236-04	12A-65
29238-02	55B-13
29238-03	55B-13
29246-02	59-5
29246-02	63A-2
29246-03	59-5
29246-18	62-5
29246-19	61-5
29246-21	63A-2
29246-25	60-5
29246-25	60A-5
29246-26	60-5
29246-26	60A-5
29246-27	59A-2
29246-28	59A-2
29254-02	101-2
29259-02	59-7
29259-02	59B-7
29259-02	60-7
29259-02	60A-7
29259-02	61-7
29259-02	62-7
29259-02	63A-3
29261-02	137B-5
29262-02	136-62
29262-02	137B-10
29263-02	136-116
29264-02	136-117
29264-03	137B-4
29265-02	137B-6
29268-02	137B-26
29269-02	137B-22
29269-02	137C-43
29270-04	137B-17
29270-04	137C-52
29271-02	137B-33
29280-02	137B-57
29280-02	137C-32
29281-02	59-25
29281-02	59A-31
29281-02	60-25
29282-02	59-17
29282-02	59A-30
29282-02	60-17
29285-02	61-52
29285-02	62-41
29285-02	63A-45
29286-02	130A-15
29287-02	73-39
29287-02	73A-39
29293-02	126-10
29293-03	126-11
29293-04	126-12
29293-05	126-13
29293-06	126-14
29293-09	127-74

Part Number	Figure and Index No.
29293-13	127-74
29293-14	127-72
29293-14	127A-50
29293-14	127B-48
29293-15	127-72
29293-15	127A-50
29293-15	127B-48
29293-16	127-73
29293-16	127A-51
29293-16	127B-49
29293-17	127-73
29293-17	127A-51
29293-17	127B-49
29293-20	128-21
29293-23	127B-50
29293-25	127B-50
29293-27	126-12
29293-28	127-74
29293-30	127-74
29293-32	126-12
29293-33	126-46
29293-42	127B-53
29293-43	127B-53
29301-02	127-58
29301-02	127A45
29301-02	127B-14
29307-04	68A-29
29307-05	68B-28
29307-05	68C-24
29307-06	68B-28
29312-02	14A-57
29312-03	14A-57
29313-02	57-36
29315-02	127-53
29316-02	104-1
29318-02	132-37
29321-02	129A-40
29322-04	14A-39
29322-05	14A-39
29327-02	12A-37
29329-02	12A-40
29329-03	12A-40
29330-02	12A-38
29331-02	13A-34
29331-03	13A-34
29333-02	13A-32
29333-03	13A-32
29334-02	13A-35
29334-03	13A-35
29335-02	126-40
29339-02	126-42
29341-02	14-71
29341-02	14A-73
29342-30	126-51
29342-31	126-50
29347-02	128-56
29347-04	128-57
29347-08	128-56
29347-10	128-57
29348-02	128-55

PIPER PARTS CATALOG

Part Number	Figure and Index No.	Part Number	Figure and Index No.	Part Number	Figure and Index No.	Part Number	Figure and Index No.
29348-05	128-55	29359-21	68A-71a	29401-03	14A-40	29452-04	56-21
29353-02	14A-28	29359-21	68B-67a	29402-02	14A-14	29453-02	129B-9
29353-03	14A-28	29359-21	68C-47a	29402-04	14A-15	29455-02	85-19
29354-04	24-12	29359-23	68A-71a	29403-02	14A-37	29455-03	85-20
29354-05	24-12	29359-23	68B-67a	29403-03	14A-37	29455-03	86-8
29355-02	13A-40	29359-23	68C-47a	29407-02	14A-36	29455-04	86-8
29359-02	68A-71a	29359-24	68A-71a	29407-03	14A-36	29457-02	119A-73
29359-02	68B-67a	29359-24	68B-67a	29413-02	14A-44	29457-02	119B-33
29359-02	68C-47a	29359-24	68C-47a	29414-02	137B-68	29459-02	7-96b
29359-03	68A-71a	29359-25	68A-71a	29417-14	14A-22	29459-02	14A-46
29359-03	68B-67a	29359-25	68B-67a	29417-22	14A-21	29459-02	45-89
29359-03	68C-47a	29359-26	68A-71a	29417-23	14A-21	29460-02	24-74
29359-04	68A-71a	29359-26	68B-67a	29418-02	13A-4	29466-02	68C-19
29359-04	68B-67a	29359-26	68C-47a	29418-03	13A-4	29468-02	68C-14
29359-04	68C-47a	29359-27	68A-71a	29419-02	24-69	29470-02	68C-15
29359-05	68A-71a	29359-27	68B-67a	29421-02	14A-31	29471-02	84A-4
29359-05	68B-67a	29359-27	68C-47a	29422-02	14A-30	29472-03	84A-3
29359-05	68C-47a	29359-28	68A-71a	29423-02	14A-23	29473-02	68A-17
29359-06	68A-71a	29359-28	68B-67a	29423-03	14A-24	29477-04	26-10
29359-06	68B-67a	29359-28	68C-47a	29423-04	14A-23	29479-02	132-1
29359-06	68C-47a	29359-34	68A-71a	29426-02	12A-34	29481-02	73-74
29359-07	68A-71a	29359-34	68B-67a	29427-02	12A-28	29481-02	73A-74
29359-07	68B-67a	29359-36	68A-93	29427-03	12A-28	29487-02	63A-63
29359-07	68C-47a	29359-37	68C-47a	29428-02	14A-41	29488-02	68B-2
29359-08	68A-71a	29359-38	68C-47a	29428-03	14A-41	29491-02	19-45b
29359-08	68B-67a	29359-39	68C-47a	29431-02	12A-51	29491-02	19A-49
29359-08	68C-47a	29359-40	68C-47a	29432-02	24-66	29492-02	93-94
29359-09	68A-71a	29359-45	68C-47a	29434-02	24-67	29492-08	93-94
29359-09	68B-67a	29359-46	68B-67a	29436-02	24-70	29495-02	21A-6
29359-09	68C-47a	29359-47	68C-47a	29437-02	12A-45	29495-03	21A-6
29359-10	68A-71a	29359-49	68B-67a	29437-03	12A-45	29496-02	84A-1
29359-10	68B-67a	29361-02	12A-3	29437-04	12A-4B	29498-02	84A-5
29359-10	68C-47a	29362-02	14A-43	29437-05	12A-46	29499-02	7-96
29359-11	68A-71a	29362-03	14A-43	29437-06	12A-47	29499-03	7-96
29359-11	68B-67a	29363-02	68A-70	29437-07	12A-47	29504-02	89-41
29359-11	68C-47a	29363-02	68B-66	29437-08	12A-48	29504-02	89A-21
29359-12	68A-71a	29363-03	68B-66	29441-02	12-56	29504-03	89-41
29359-12	68B-67a	29364-02	68A-72	29441-02	12A-57	29504-03	89A-21
29359-12	68C-47a	29364-02	68B-68	29441-03	12-56	29505-02	4145
29395-13	68A-93	29364-02	68C-48	29441-03	12-57	29507-02	41-28
29395-13	68B-91	29364-03	68A-72	29442-02	127-50	29507-03	41-28
29359-13	68C-71	29364-03	68B-68	29442-02	127A44	29507-03	41-28
29359-14	68A-93	29364-03	68C-48	29442-02	127B-7	29511-02	21A-66
29359-14	68B-91	29365-02	12A-1	29443-02	14A-45	29511-03	21A-66
29359-14	68C-71	29371-02	129B-4	29451-02	13A-18	29518-02	116A-22
29359-16	68A-71a	29371-03	129B-4	29451-03	13A-18	29519-02	116A-21
29359-16	68B-67a	29372-02	129B-5	29451-04	13A-19	2952142	7-96a
29359-16	68C-47a	29383-02	129B-8	29451-05	13A-19	29521-03	7-96a
29359-17	68A-71a	29383-03	129B-8	29451-06	13A-25	29531-02	123-9
29359-17	68B-67a	29388-02	68A-69	29451-07	13A-25	29533-02	52A-10
29359-17	68C-47a	29388-02	68B-65	29451-08	21A-67	29534-02	52A-10
29359-18	68A-71a	29388-03	53C-27	29451-09	21A-67	29535-02	52A-11
29359-18	68B-67a	29388-03	68C-45	29451-10	13A-22	29535-03	52A-11
29359-18	68C-47a	29388-05	68B-65	29451-11	13A-22	29536-02	52A-12
29359-19	68A-71a	29397-02	12A-66	29451-13	13A-23	29536-03	52A-12
29359-19	68B-67a	29398-04	14A-38	29451-14	13A-24	29540-02	127-6
29359-19	68C-47a	29398-05	14A-38	29451-15	13A-48	29545-02	52A-9
29359-20	68A-71a	29399-02	14A-19	29451-16	13A-57	29546-02	52A-9
29359-20	68B-67a	29399-03	14A-19	29451-17	13A-57	29549-02	41-89
29359-20	68C-47a	29401-02	14A-40	29452-02	56-22	29549-02	46-33
						29553-02	52A-8

PIPER PARTS CATALOG

Part Number	Figure and Index No.	Part Number	Figure and Index No.	Part Number	Figure and Index No.	Part Number	Figure and Index No.
29554-02	52A-8	29664-02	119B-4	29755-02	105A-30	29867-02	125C-50
29557-02	128-12	29668-02	137C-62	29756-02	105A42	29871-02	21A-42
29558-02	24-10	29671-02	42-6	29757-02	105A-36	29871-09	21A-42
29561-02	45-22	29672-02	119B-27	29758-02	105A-31	29872-02	21A-65
29561-03	45-26a	29674-05	55B-4	29759-02	105A-27	29872-03	21A-64
29567-02	122-50	29675-02	14A-11	29760-02	11-1	29873-02	21A-61
29569-02	75-13	29676-02	119B-31	2976342	105A-8	29874-02	21A-60
29571-02	24-72	29677-02	119B-32	29764-02	105A40	29876-02	21A-63
29571-04	24-73	29684-04	13A-2	29767-02	105A-15	29877-02	21A-62
29573-02	56-26	29684-04	14A-1	29768-02	105A-25	29879-02	21A-53
29578-02	65-21	29685-02	117C-41	29769-02	105A-38	29879-06	21A-53
29579-02	65-21	29685-05	117C-41	29771-02	105A-34	29881-02	57A-22
29582-02	45-70	29686-02	79-1	29772-02	123-2	29889-02	105A-9
29583-02	45-71	29690-05	14A-72	29772-08	123-2	29895-02	105A-16
29585-02	130A-49	29692-02	68A-7	29777-02	68B-82	29896-02	105A-28
29585-03	130A-49	29692-02	68B-7	29781-02	105A-3	29897-02	105A-26
29589-05	58-7a	29692-02	68C-7	29782-02	49-63	29898-02	105A-17
29593-20	58-5	29692-02	68C-33	29783-02	105A-7	29899-02	105A-29
29593-21	58-5	29692-02	69-8	29784-02	105A-5	29901-02	105A-19
29593-22	58-5	29693-02	14A-47	29785-02	105A-6	29902-02	105A-10
29593-23	58-5	29697-02	81-3	29786-02	105A4	29903-02	105A-11
29599-02	119A-56	29697-02	81A-3	29787-02	21A-56	29904-02	105A-39
29599-02	119B-19	29697-03	81-2	29791-02	131-12	29005-02	105A-35
29600-02	127-45	29697-04	81-2	29797-02	114	29906-02	105A41
29600-02	127A-36	29697-05	81A-2	29800-02	10-1	29907-02	105A43
29614-02	21-56	29697-06	81A-2	29800-03	10-1	29908-02	107A-13
29614-02	21A-50	29697-07	81-3	29801-02	117C-53	29909-02	105A-21
29615-02	116B-33	29697-07	81A-3	29802-02	117C-55	29911-02	105A-14
29619-02	122-53	29697-08	81-3	29803-02	117C-54	29912-02	105A-18
29621-04	14A-8	29697-09	81-3	29807-02	86-76	29913-42	105A-22
29622-02	112A-5	29697-10	81-2	29812-02	137C-37	29914-02	107A-12
29631-02	119B-26	29697-11	81-2	29817-10	53B-10	29915-02	13A-5
29633-02	120B-2	29698-02	50-4	29817-11	53B-10	29915-03	13A-5
29634-03	13A-1	29699-02	118-14	29817-16	53B-10	29919-02	105A-70
29638-04	53B-40	29702-02	118-19	29817-21	53B-10	29920-02	13A-39
29638-04	53C-31	29717-02	14A-50	29820-02	80-18a	29921-02	13A-38
29638-05	53B-40	29719-02	137B-42	29820-04	80-18a	29921-03	13A-38
29638-05	53C-31	29719-02	137C-63	29824-02	24-4b	29925-02	25-4
29639-02	53B-28	29719-03	137C-63	29825-02	11-8	29927-02	13A-6
29639-02	53C-5	29725-02	146-55	29825-03	11-8	29927-03	13A-6
29639-03	53B-28	29726-02	87-42	29832-02	21A-55	29928-02	57A-23
29639-03	53C-5	29732-02	105A-33	29833-02	21A-57	29929-02	68A-70
29637-02	116B-14	29737-02	118-10	29833-06	21A-57	29929-03	68B-46
29642-02	120B-3	29738-02	118-8	29836-02	21A-59	29932-02	105A-66
29643-02	120B-1	29740-02	127B-1	29838-03	21A-47	29932-02	105A-67
29643-07	120B-1	29741-02	7-56	29838-04	21A-47	29932-04	105A-68
29644-02	80-42	29741-02	7-57	29839-02	14A-79	29933-02	59-4
29644-03	80-42	29741-03	7-56	29844-02	119B-28	29933-02	62-4
29646-02	15-3	29741-03	7-57	29848-02	57A-20	29933-03	59-4
29648-02	119B-25	29742-02	21A-52	29849-02	21A-58	29933-03	61-4
29651-02	122-55	29746-02	117C-42	29849-06	21A-58	29938-02	57A-21
29652-02	14A-12	29746-03	117C-43	29853-13	45-82	29944-02	119B-88
29652-02	15A-1	29746-04	117C-44	29853-18	45-79	29953-02	24-21
29653-02	15A-4	29747-02	112A-60	29854-02	21A-54	29956-02	117C-56
29654-02	15A-2	29748-02	112A-55	29858-02	13A-53	29957-02	117C-48
29659-02	119B-29	29749-02	2-73	29858-02	125C-48	29959-02	117C-49
29661-02	119B-1	29752-02	13A-31	29863-00	14A-5	29960-02	68C-46
29662-02	119B-2	29752-03	13A-31	29864-02	119B-30	29964-02	49-7
29663-02	119A-8	29753-02	105A-24	29865-02	24-4a	29970-04	57A-15
29663-02	119B-3	29754-02	105A-32	29866-02	48-10	29971-06	53C-12

PIPER PARTS CATALOG

Part Number	Figure and Index No.	Part Number	Figure and Index No.	Part Number	Figure and Index No.	Part Number	Figure and Index No.
29972-02	93-1	332380-00	59B-12	39996-06	73A-53	40114-00	8-7
29972-02	94-1	32510-00	130-41	39997-11	90-20	40114-00	8-8
29973-06	53C-12	32510-00	130A-30	39998-04	73-51	40114-01	8-7
29974-03	13A-64	32547-00	53-38	39998-04	73A-51	40114-01	8-8
29974-04	13A-64	32820-00	128-49	39999-12	70-21	40115-00	8-18
29974-05	13A-65	32820-00	137-55	39999-15	70-23	40115-01	8-18
29974-06	13A-65	32820-00	137A-53	39999-16	70-22a	40116-00	8-19
29975-02	73-3	32820-00	137B-18	39999-21	70-21	40117-00	8-20
29975-02	82-1	32820-00	137C-51	39999-25	106-5	40118-00	8-20
29975-02	133-1	32884-03	58-61	40006-04	36-15	40119-00	8-21
29976-02	117C-10	32884-03	63A-62	40012-17	38-71	40119-01	8-21
29982-02	117C-9	33078-03	136-74	40012-18	38-71	40124-00	9-32
29989-07	102-70	33078-03	137-85	40013-07	38-68	40124-04	9-32
29989-09	103-48	33078-03	137C-1	40014-04	38-67	40125-02	37-16
29997-08	116A-19	33093-02	136-103	40021-02	3845	40126-04	37-27
29997-08	116A-20	33543-00	135-9	40023-03	38-28	40127-02	8-22
29998-12	75-8	33543-00	146-47	40026-19	37-21	40127-03	8-22
29998-14	117B-3	34447-00	59-7	40035-00	96-6	40127-04	8-23
29998-14	117C-5	34447-00	60-7	40039-03	38-41	40127-05	8-23
29998-15	117B-3	34447-00	61-7	40040-07	38-46	40128-02	8-24
29999-05	46-49	34447-00	62-7	40042-14	38-51	40128-03	8-25
29999-10	58-62	34447-00	63A-3	40043-03	38-50	40129-02	8-26
29999-10	59B-36	39273-02	135B-7	40046-09	38-13	40129-03	8-26
29999-10	60A-41	39991-13	93-21	40046-18	38-16	40130-00	8-27
29999-11	58-62	39991-13	93-31	40046-19	38-16	40130-01	8-27
29999-11	59B-36	39991-13	93-47a	40048-00	38-54	40132-02	8-28
29999-11	60A-41	39991-16	102-100	40068-08	38-43	40132-03	8-28
29999-12	125-29	39991-17	102-100	40068-12	38-43	40132-04	8-29
29999-12	125A-30	39994-05	40-78	40071-00	95-22	4013245	8-29
29999-13	125-30	39994-16	74A-61	40077-07	38-53	40133-00	8-30
29999-13	125A-31	39995-15	107-6	40077-10	38-52	40133-01	8-30
29999-21	96-12	39995-15	107A-6	40077-11	38-52	40135-00	8-4
29999-28	42-28	39995-16	90-7	40078-02	38-38	40137-06	915
29999-29	94-57	39995-16	90-25	40079-02	38-36	40137-07	9-15
30576-00	35-7	39995-17	76-3	40079-04	38-33	40137-08	9-16
30580-00	35-16	39995-22	70-20	40080-04	37-22	40137-09	9-16
30852-00	35-13	39995-23	107-6	40081-00	95-23	40138-00	8-5
31166-00	58-6	39995-23	107A-6	40081-00	95-55	40140-27	40-35
31322-09	58-23	39995-24	107-5	40081-00	97-14	40142-00	8-45
31440-00	123-2a	39995-24	107A-5	40081-00	99-24	40144-08	9-17
31506-02	83-8	39995-25	105A-88	40081-00	104-60	40144-09	9-17
31506-02	129-6	39995-26	85-42	40083-06	38-29	40144-10	9-18
31506-02	141-9	39995-26	86-43	40083-07	38-31	40144-11	9-18
31506-02	142-12	39995-27	8543	40083-08	38-32	40144-12	9-19
31506-02	143-7	39995-27	86-44	40083-09	38-30	40144-13	9-19
31506-04	129-29	39995-33	73-22	40083-10	38-27	40145-00	8-32
31506-05	143-8	39995-33	73A-22	40094-02	37-24	40147-12	9-20
31506-06	83-9	39995-35	85-40	40094-03	37-12	40147-13	9-20
31506-06	129-7	39995-35	85-41	40094-05	37-13	40147-14	9-21
31506-06	136-83	39995-36	73-23	40095-03	37-14	40147-15	9-21
31506-06	137-84	39995-36	73A-23	40096-00	37-15	40147-16	9-22
31508-00	129-8	39995-39	73-23	40108-00	37-32	40147-17	9-22
31766-02	46-4	39995-39	73A-23	40109-00	8-14	40147-18	9-23
31773-03	46-41	39995-39	90-7	40109-00	8-15	40147-19	9-23
31786-07	45-38	39995-40	73-100	40109-01	8-14	40147-20	9-24
31796-00	133-30	39995-40	73A-97	40109-01	8-15	40147-21	9-24
31797-02	45-39	39995-41	73-101	40112-02	8-17	40149-00	8-42
31798-02	45-37	39995-41	73A-98	40112-03	8-17	40152-00	8-33
32380-00	58-21	39995-43	90-25	40113-00	8-6	40153-00	8-43
32380-00	59A-13	39996-06	73-53	40113-01	8-6	40157-00	9-35

PIPER PARTS CATALOG

Part Number	Figure and Index No.	Part Number	Figure and Index No.	Part Number	Figure and Index No.	Part Number	Figure and Index No.
40157-01	9-35	40185-17	9-8	40280-01	41-28	40474-04	7-58
40162-02	9-33	40185-38	9-4	40284-04	41-36	40474-05	7-58
40162-03	9-33	40185-39	9-4	40288-00	41-84	40492-08	7-42
40162-12	9-33	40190-00	8-38	40290-00	41-84	40492-09	7-42
40162-13	9-33	40190-13	8-38	40292-02	46-23	40494-00	95-15
40163-00	8-34	40190-20	8-38	40292-02	146-4	40502-02	7-73
40165-00	9-46	40190-21	8-38	40292-04	42-24	40502-03	7-73
40165-01	9-46	40200-04	8-13	40292-04	146-2	40502-04	7-74
40166-00	9-34	40200-05	8-13	40294-04	41-86	40502-05	7-74
40166-01	9-34	40200-06	8-31	4029446	41-86	40506-12	5-7
40166-02	9-36	40200-07	8-31	40298-02	103-7	40506-13	5-7
40166-03	9-36	40200-08	8-12	40298-03	103-7	40509-02	7-50
40167-00	9-37	40200-09	8-12	40302-02	103-11	40509-03	7-50
40167-01	9-37	40200-10	8-11	40302-03	103-11	40509-04	7-51
40167-02	9-38	40200-11	8-11	40307-00	99-5	40509-05	7-51
40167-03	9-38	40200-12	8-2	40309-04	41-86	40510-02	87-19
40167-04	9-39	40200-13	8-2	4031340	103-6	40510-03	87-19
40167-05	9-39	40200-16	8-3	40317-00	45-19	40513-00	7-80
40167-06	9-41	40200-17	8-3	40319-02	2-32	40513-00	7-81
40167-07	9-41	40200-18	8-9	40323-02	102-42	40513-01	7-80
40167-08	9-42	40200-18	8-10	40325-00	45-61	40513-01	7-81
40167-09	9-42	40200-19	8-9	40325-01	45-61	40515-00	7-82
40167-10	9-43	40200-19	8-10	40327-00	42-26	40517-02	3-4
40167-11	9-43	40200-20	8-1	40327-05	41-26	40526-03	5-12
40167-12	9-44	40200-28	8-2	40329-02	2-31	40526-05	4-2
40167-13	9-44	40200-29	8-2	40335-00	45-22	40532-06	4-3
40168-00	9-40	40200-39	8-1	40336-00	45-22	40532-06	5-5
40168-01	9-40	40200-44	8-47	40337-02	41-51	40533-00	3-8
40168-02	9-45	40200-47	8-11	40339-10	95-4	40533-01	3-8
40168-03	9-45	40200-48	8-11	40339-11	95-4	40534-08	3-9
40170-06	37-9	40200-50	8-13	40340-02	38-73	40534-09	3-9
40170-07	37-9	40200-51	8-13	40342-02	37-36	40535-00	4-19
40170-13	37-8	40200-52	8-1	40342-03	37-36	40535-01	4-19
40172-00	8-42	40200-53	8-1	40344-00	37-35	40535-05	4-19
40175-08	9-28	40200-60	8-1	40359-10	6-5	40535-06	4-19
40175-09	9-28	40200-61	8-1	40359-11	6-5	40535-11	4-19
40175-10	9-27	40200-64	8-13	40362-14	7-4	40536-00	4-20
40175-11	9-27	40200-65	8-13	40362-15	7-4	40536-01	4-20
40176-08	9-30	40200-66	8-12	40373-03	2-62	40536-06	4-20
40176-09	9-30	40200-67	8-12	40374-03	2-62	40536-07	4-20
40176-10	9-29	40219-00	37-18	40376-00	41-37	40537-06	91-4
40176-11	9-29	40233-00	37-18	40383-02	6-7	40537-07	91-4
40177-08	9-26	40242-00	42-7	40383-03	6-7	40537-08	91-3
40177-09	9-26	40242-01	42-7	40383-08	7-7	40537-09	9-13
40177-10	9-25	40242-02	42-7	40383-09	7-7	40537-10	91-1
40177-11	9-25	40242-03	42-7	40389-00	7-67	40537-11	91-1
40178-00	8-40	40243-00	42-8	40389-01	7-67	40537-14	91-6
40178-02	8-41	40244-00	42-9	40438-00	7-62	40537-15	91-6
40182-00	8-19	40246-00	42-10	40438-01	7-62	40537-16	91-5
40183-00	8-36	40247-00	42-11	40439-00	7-69	40537-17	91-5
40183-01	8-36	40250-02	46-5	40439-01	7-69	40537-18	91-2
40184-00	8-37	40250-03	46-5	40450-06	6-10	40537-19	91-2
40184-01	8-37	40257-00	42-19	40450-07	6-10	40538-02	92-5
40185-06	9-2	40257-03	42-19	40460-02	3-18	40538-03	92-5
40185-07	9-2	40263-00	46-7	40463-00	7-71	40544-02	4-35
40185-10	9-4	40279-08	41-32	40464-00	3-17	40544-03	5-38
40185-11	9-4	40279-09	41-32	40465-00	7-72	40545-04	4-32
40185-14	9-6	40279-16	41-32	40466-02	7-60	40545-04	5-41
40185-15	9-6	40279-17	41-32	40466-03	7-60	40546-08	5-42
40185-16	9-10	40280-00	41-28	40468-00	3-27	40549-02	89-24

PIPER PARTS CATALOG

Part Number	Figure and Index No.	Part Number	Figure and Index No.	Part Number	Figure and Index No.	Part Number	Figure and Index No.
40549-02	89-38	40620-00	14-51	40799-04	20-37	40885-04	68C-35
40553-00	80-23	40620-00	14A-60	40799-05	20-37	40885-04	69-10
40553-01	80-23	40620-01	14-51	40805-00	107-19	40891-00	9439
40553-07	80-23	40620-01	14A-60	40805-00	107A-19	40891-04	94-39
40553-08	80-23	40624-00	2-40	40809-00	107-21	40919-00	105-63
40558-00	91-19	40625-00	7-102	40810-00	107-18	40919-00	105A-86
40558-00	92-10	40626-00	5-32	40823-00	107-12	40920-00	107-4
40559-02	102-101	40626-01	5-32	40827-03	105-21	40920-00	107A-20
40559-06	103-31	40628-00	4-13	40828-00	106-20	40923-02	105-61
40559-21	33A-4	40628-01	4-13	40830-02	106-13	40923-03	105-62
40559-27	32-29	40629-00	4-29	40830-03	106-14	40937-02	15-15
40559-28	32-18	40629-01	4-29	40830-07	106-14	40937-02	15A-14
40559-29	31-27	40630-00	20-7	40830-08	106-12	40944-00	17-10
40559-29	33C-25	40633-00	20-32	40830-09	106-13	40945-00	17-10
40559-30	118-25	40633-01	20-32	40832-00	106-9	40947-04	1441
40559-34	41-81	40635-00	4-16	40834-03	105-25	40947-04	14A-49
40559-35	102-53	40635-01	4-16	40836-00	106-10	40947-05	14-41
40559-36	57-5	40636-00	4-24	40836-01	106-10	40950-00	102-9
40559-36	57-38	40636-01	4-24	40841-00	106-8	40954-02	102-44
40559-36	57-39	40647-00	20-20	40841-01	106-8	40954-03	102-44
40559-36	57A-18	40652-00	7-68	40847-07	99-10	40956-00	97-4a
40559-36	57A-19	40658-00	7-66	40848-00	106-7	40963-02	97-39
40559-36	57-31	40658-06	7-66	40848-01	106-7	40963-02	99-37
40559-36	102-105	40659-06	5-25	40849-02	105-68	40964-00	14-28
40559-41	102-73	40659-07	5-25	40849-02	105A42	40964-00	14A-33
40559-42	2-53	40688-02	20-34	40849-02	106-27	40968-04	103-1
40559-43	2-53	40701-03	99-52	40849-03	105-69	40974-03	19A-28
40560-02	7-54	40701-03	104-59	40849-03	105A43	40974-04	19A-29
40560-03	7-54	40701-04	95-54	40849-03	106-28	40975-02	19A-31
40560-04	7-53	40701-04	97-13	40849-04	106-29	40975-04	19A-30
40560-04	7-55	40701-04	99-23	40849-05	106-30	40983-00	102-10
40560-05	7-53	40704-00	20-14	40849-06	105A40	40985-00	14-39
40560-05	7-55	40704-01	20-14	40849-06	107-39	40985-00	14A-46
40560-11	7-52	40709-02	20-16	40849-06	107-41	40985-00	45-89
40560-12	7-52	40719-00	19-57	40849-06	107A21	40994-07	14-2
40561-00	7-83	40719-00	19A-64	40849-06	107A-26	40994-17	14A-26
40561-01	7-83	40719-01	19-57	40849-07	70-30	40995-13	17-2
40563-00	3-26	40719-01	19A-64	40849-07	85-45	40998-00	14-55
40567-00	3-22	40720-00	19-4	40849-07	86-46	40998-00	14A-63
40567-00	5-45	40720-00	19A-6	40849-10	105A-61	40999-03	15-11
40570-00	3-7	40722-04	4-11	40849-10	107-40	40999-03	15A-10
40584-03	93-91	40722-05	4-11	40849-10	107-42	41001-03	97-25
40584-03	146-26	40722-06	4-12	40849-10	107A-22	41001-03	99-3
40585-10	5-31	40730-03	20-10	40849-11	85-46	41027-09	2-35
40585-11	5-31	40744-02	19-5	40849-11	86-47	41028-00	2-64
40585-20	5-26	40744-02	19A-1	40849-16	70-31	41033-00	14-52
40585-30	5-33	40744-03	19-5	40849-18	85-47	41033-00	14A-61
40585-31	5-33	40744-03	19A-1	40849-18	86-48	41049-02	16-12
40585-34	5-8	40759-00	18-12	40849-19	15-21	41049-04	16-11
40599-03	95-12	40776-00	7-70	40849-19	15A-16	41054-01	14-58
40607-00	3-25	40790-00	20-33	40852-00	105-33	41054-01	14A-66
40607-00	4-38	40793-00	20-27	40855-00	105-29	41066-00	16-29
40608-00	4-39	40793-01	20-27	40872-00	19-54	41066-01	16-29
40616-00	7-103	40794-02	19-17	40872-00	19A-85	41089-00	52-14
40616-01	7-103	40794-03	19-18	40879-07	105-6	41102-04	14-3
40616-02	7-104	40794-04	19-17	40885-00	68A-42	41106-00	16-20
40616-03	7-104	40795-02	19-19	40885-00	68B-40	41106-01	16-20
40617-00	14-65	40795-03	19-20	40885-04	68-56	41119-14	17-16
40617-00	14A-71	40795-04	19-20	40885-04	68A-42	41119-15	17-16
40619-00	98-12	40796-00	102-62	40885-04	68B-40	41120-02	16-21

PIPER PARTS CATALOG

Part Number	Figure and Index No.	Part Number	Figure and Index No.	Part Number	Figure and Index No.	Part Number	Figure and Index No.
41120-03	17-4	41413-12	99-17	41465-00	103-5	41722-10	60-12a
41120-04	16-21	41413-14	99-18	41466-05	71-3	41722-10	60A-10
41120-04	17-4	41413-17	98-7	41466-06	13-51	41722-10	61-13a
41132-00	125-3	41413-18	59A-44a	41466-06	13A-50	41724-00	95-1
41132-00	125A-14	41413-19	98-4	41473-00	103-3	41725-00	58-11
41138-00	52-18	41413-20	97-8	41475-04	94-4	41734-02	96-2
41139-00	52-17	41413-21	97-9	41511-00	70-27	41734-06	98-26
41143-02	78-3	41413-21	97-21	41525-00	94-38	41734-17	93-50
41143-02	78A-3	41413-26	58-48	41526-00	94-37	41734-18	93-68
41145-00	13-33	41413-26	59-44	41532-00	102-38	41734-36	93-59
41145-01	13-33	41413-26	59A-58	41545-03	21-24	41734-46	100-2
41145-02	13-34	41413-26	60-44	41545-03	21A-24	41734-48	100-2
41163-00	16-13	41413-26	63A-34	41576-02	97-23	41734-48	136-49
41179-00	102-47	41413-26	63A-27	41585-00	13-47	41734-68	100-2
41214-02	61-44	41413-26	63A-34	41585-00	13A-49	41734-70	93-50
41214-02	61-53	41413-26	68-60	41586-00	89-30	41734-71	93-68
41214-02	62-35	41413-26	68A-61	41586-00	89-53	41734-72	93-59
41214-03	61-44	41413-26	68B-59	41586-00	89A-63	41754-02	95-3
41214-03	61-53	41413-26	68C-42	41601-00	4-25	41754-03	95-3
41214-03	63-31	41413-29	97-10	41601-03	4-25	41754-06	95-3
41214-03	63A-41	41413-30	95-49	41612-04	45-75	41754-07	95-3
41214-03	63B-29	41413-31	97-11	41626-00	85-2	41763-00	59-14
41215-00	61-46	41413-36	2-49	41626-00	85-10	41763-00	60-14
41215-00	61-55	41413-37	2-58	41626-00	86-2	41770-00	45-70
41215-00	62-34	41413-38	58-36	41648-00	89-8	41771-00	45-71
41215-00	63A-40	41413-38	58-42	41648-00	89A-8	41775-00	112-37
41219-00	42-16	41413-38	59-18	41649-00	89-9	41775-00	112A-46
41219-01	42-16	41413-38	59-46	41649-00	89-9	41789-00	41-78
41220-00	49-27	41413-38	59A-29	41669-00	95-21	41789-02	41-78
41228-00	52-12	41413-38	59B-21	41678-04	68-39	41790-00	45-14
41297-00	41-26	41413-38	59B-32	41678-05	68-40	41790-00	45-83
41299-00	16-14	41413-38	60-18	41678-06	68-41	41792-00	45-58
41322-00	53-34	41413-38	60-46	41678-06	68A-39	41793-00	45-16
41322-00	57-12	41413-38	60A-23	41678-06	68B-37	41794-08	45-69
41322-00	57A-12	41413-42	63A-33	41678-06	68C-32	41794-09	45-69
41345-00	68A-81	41413-50	99-42	41678-06	69-11	41796-00	45-34
41345-00	68B-77	41413-51	2-60	41679-02	68-38	41797-02	45-33
41345-00	68C-55	41413-51	38-55	41679-02	68-64	41797-03	41-43
41345-00	146-80	41413-53	99-40	41679-02	68A-12	41840-03	2-16
41358-00	101-1	41413-57	7-99	41679-02	68A-40	41852-00	102-22
41359-00	101-2	41413-61	118-40	41679-02	68B-11	41859-06	96-23
41393-00	93-55	41413-71	118-36	41679-02	68B-38	41860-00	8-46
41393-00	93-64	41413-76	93-86	41679-02	68C-11	41864-60	80-86
41393-00	93-73	41413-79	42-2	41679-02	68C42	41898-00	16-37
41394-00	93-53	41416-00	94-35	41691-00	58-17	41925-00	97-2
41394-00	93-62	41417-00	94-36	41693-02	58-12	41925-03	104-20
41394-00	93-71	41423-03	103-17	41693-03	58-12	41942-00	99-1
41398-06	41-52	41427-00	14-4	41694-00	58-16	41942-02	99-1
41398-06	45-32	41427-00	16-24	41694-01	58-16	41947-00	99-2
41398-06	146-1	41433-00	53-33	41695-02	59-17	41947-02	99-2
41398-06	146-3	41433-00	146-6	41695-02	60-17	41947-03	97-3
41398-08	45-32	41435-03	103-18	41698-02	58-30	41947-10	99-2
41398-08	146-3	41439-00	1449	41698-03	58-31	41949-00	45-12
41398-12	41-52	41439-00	14A-58	41698-04	58-19	41949-02	41-22
41398-12	146-1	41440-00	126-6	41698-05	58-19	41949-03	41-24
41402-00	103-16	41449-00	95-51	41698-00	58-27	41952-00	41-49
41413-03	99-13	41451-00	95-48	41717-00	95-2	41965-00	58-20
41413-05	2-55	41451-01	95-48	41722-10	58-9a	41965-01	58-20
41413-10	99-16	41453-00	103-4	41722-10	59-12a	41965-02	58-20
41413-11	97-7	41454-04	101-3	41722-10	59B-10	41965-03	58-20

PIPER PARTS CATALOG

Part Number	Figure and Index No.	Part Number	Figure and Index No.	Part Number	Figure and Index No.	Part Number	Figure and Index No.
41968-00	58-18	42129-06	41-55	42189-32	121-18	42274-00	2-10
41979-00	41-50	42129-07	41-56	42189-33	121-19	42274-01	2-10
41980-00	58-58a	42129-08	41-57	42189-33	121A-19	42279-00	2-15
41980-02	58-58a	42129-09	41-58	42189-33	121B-18	42279-01	2-15
41982-02	41-41	42129-10	41-59	42189-33	121C-20	42282-00	59-13
41982-03	41-41	42129-10	99-48	42189-35	121-20	42282-00	59A-17
41985-00	41-53	42129-11	49-33	42189-35	121A-10	42282-00	60-13
41985-01	41-53	42129-12	49-34	42189-35	121B-10	42300-03	49-16
41995-00	71-19	42129-12	121-53	42189-35	121C-10	42300-06	49-12
41995-00	136-38	42129-13	41-42	42189-36	121-12	42300-09	49-12
41995-00	137-42	42129-19	126-7	42189-36	121B-68	42301-00	37-33
41995-00	137B-28	42129-26	97-28	42189-38	121C-9	42303-00	37-5
41995-00	137C-38	42129-45	125A-36	42189-41	121A-9	42308-00	2-29
42003-00	2-8	42129-45	125B-22	42189-42	121B-14	42335-00	85-3
42003-01	2-8	42129-50	89-58	42189-43	121C-17	42335-00	85-11
42008-00	2-26	42129-50	89A-54	42189-46	121B-13	42335-00	86-3
42025-00	41-7	42130-00	2-17	42189-46	121C-76	42337-00	95-18
42025-01	41-8	42130-04	2-17	42189-63	121-8	42342-00	2-11
42034-00	68-44	42138-00	13A-55	42189-63	121B-7	42342-01	2-11
42034-00	68A-53	42143-00	103-33	42189-63	121C-16	42345-00	16-9
42034-00	68B-51	42172-06	75-4	42189-64	121-12	42398-00	126-5a
42034-00	68C-39	42172-06	75-15	42189-64	121-16	42398-02	126-38
42041-00	41-44	42172-08	75-15	42189-64	121-17	42457-00	27-21
42042-00	41-45	42173-00	2-24	42189-64	121B-4	42457-00	53-50
42042-02	41-45	42189-10	121B-19	42189-65	121-60	42457-00	146-10
42059-06	41-6	42189-10	121C-12	42189-65	121A-7	42496-00	13-56
42059-07	41-9	42189-15	121A-63	42189-65	121B-6	42496-00	21-39
42062-00	50-4	42189-15	121C-12	42189-65	121C-7	42496-00	22-45
42064-00	50-6	42189-15	121C-81	42189-66	121-59	42512-00	13-11
42065-00	50-7	42189-19	121-5	42189-66	121A-8	42512-00	13A-14
42074-00	59-38	42189-20	121-6	42189-66	121B-5	42513-04	13-12
42074-00	60-38	42189-21	121-7	42189-66	121C-8	42513-04	13A-15
42074-00	62-21	42189-21	121B-8	42189-67	121-5	42536-00	102-78
42078-02	9-31	42189-22	121-8	42189-67	121B-11	42537-02	102-43
42078-03	9-31	42189-22	121B-17	42189-68	121-18	42538-00	102-59
42078-06	9-31	42189-22	121C-18	42189-68	121B-69	42558-00	61-15
42078-07	9-31	42189-23	121-9	42189-70	121A-5	42558-00	63A-13
42079-00	16-33	42189-23	121B-16	42189-70	121C-5	42561-00	61-12
42080-00	21-38	42189-24	121-6	42189-71	121A-11	42570-00	61-20
42080-00	22-23	42189-24	121-10	42189-71	121C-11	42570-00	63A-11
42080-00	58-55a	42189-24	121A-14	42189-73	121A-16	42571-02	61-21
42080-00	146-40	42189-24	121A-62	42189-73	121C-16	42571-02	62-17
42082-04	53-24	42189-24	121B-9	42189-74	121A-18	42571-02	63A-15
42094-00	49-7	42189-24	121C-14	42189-74	121C-21	42571-03	62-18
42098-00	59-20	42189-25	121-11	42189-75	121B-15	42571-04	95-16
42098-00	59B-15	42189-26	121-12	42189-75	121C-19	42571-05	95-17
42098-00	60-20	42189-26	121B-12	42189-76	121A-6	42571-06	102-57
42098-00	60A-18	42189-27	121-13	42189-76	121C-6	42575-00	62-14
42102-00	106-22	42189-27	121B-3	42189-78	121C-22	42576-00	62-13
42103-00	106-21	42189-28	121-14	42189-79	121C-20	42580-00	68-24
42104-00	106-19	42189-28	121A-4	42189-80	121C-21	42580-00	68A-28
42109-00	131-11	42189-28	121B-2	42191-00	91-20	42580-00	68B-27
42117-01	4-18a	42189-28	121C-4	42191-00	92-11	42580-00	68C-23
42118-00	4-34	42189-29	121-15	42204-00	106-11	42589-00	5-6
42129-02	74-68	42189-29	121A-3	42211-13	2-22	42590-00	4-4
42129-03	45-59	42189-29	121B-21	42211-14	2-22	42590-00	5-11
42129-03	45-88	42189-29	121C-3	42224-00	2-9	42606-00	124-32
42129-03	52A-44	42189-30	121-16	42224-01	2-9	42621-00	124-7
42129-04	41-60	42189-30	121A-15	42224-03	2-9	42626-02	124-30
42129-04	45-43	42189-30	121C-15	42224-04	2-9	42628-03	85-19

PIPER PARTS CATALOG

Part Number	Figure and Index No.
42628-07	85-20
42628-07	86-8
42630-00	124-14
42630-01	124-14
42632-00	124-7
42635-00	124-8
42636-00	124-8
42638-00	4-26
42649-00	85-71
42657-00	124-17
42659-00	13-55
42704-00	124-20
42706-02	124-9
42709-00	124-15
42740-00	46-25
42743-26	145-19
42746-00	7-98
42756-00	102-63
42756-01	102-63
42766-07	Misc.
42777-00	145-2
42787-00	63-15
42789-00	63-16
42789-00	63A-28
42809-00	49-24
42819-00	37-31
42819-01	37-31
42825-00	16-55
42836-00	84-24
42901-02	102-66
42910-00	13-35
42912-00	13-37
42912-02	78-24
42912-02	78A-25
42912-03	78-25
42912-03	78A-26
42912-05	11-11
42913-00	13-38
42913-00	78-23
42913-00	78A-24
42942-00	102-67
42943-00	102-26
42944-00	102-68
42945-00	102-27
42964-00	102-70
42965-00	29-11
42965-00	102-72
42971-00	13-37a
42971-00	21A-72
42971-00	146-122
42973-00	63-18
42978-00	16-15
42978-01	16-16
42979-00	16-30
43016-00	7-97
43016-01	7-97
43020-00	131-3
43021-00	131-4
43022-00	131-5
43029-00	146-51

Part Number	Figure and Index No.
43048-00	131-1
43052-04	102-1
43052-07	102-1
43052-09	102-1
43088-00	58-6
43097-00	58-29
43123-00	58-52
43220-00	69-3
43251-02	57-11
43251-02	57A-11
43251-03	57-11
43251-03	57A-11
43256-02	42-14
43256-02	42-31
43256-03	42-28
43256-04	42-30
43256-05	42-27
43256-06	46-10
43256-07	46-6
43262-00	46-4
43272-00	66A-10
43274-00	63-17
43274-00	63A-29
43274-00	63A-59
43278-00	63-47
43278-00	63A-58
43278-00	63B-44
43278-00	63-50
43279-00	63B47
43284-00	63-45
43284-00	63A-57
43284-00	63B42
43286-02	41-46
43288-00	63-42
43288-00	63A-56
43288-00	63B-39
43300-02	41-90
43300-03	41-90
43300-04	41-90
43300-05	41-90
43300-06	41-90
43325-06	30-12
43332-00	38-20
43346-03	132-16
43346-04	132-16
43353-00	58-55
43375-02	57-25
43375-02	57A-25
43376-02	57-26
43376-02	57A-26
43455-00	94-29
43455-00	94-65
43455-02	94-30
43455-02	94-53
43455-02	94-55
43455-04	94-30
43455-05	94-29
43455-05	94-30
43455-05	94-53
43455-06	94-55

Part Number	Figure and Index No.
43455-06	94-85
43455-07	94-30
43457-02	94-28
43457-02	94-62
43477-00	56-17
43508-00	2-66
43551-02	94-21
43555-00	101-4
43561-00	70-54
43561-00	71-24
43586-12	33A-30
43599-00	13-44
43599-00	13A-46
43599-00	13A-58
43599-00	16-65
43618-00	102-6
43618-08	102-6
43639-00	63-46
43639-02	63-46
43639-00	63B43
43643-00	63-44
43643-00	63A-54
43643-00	63B41
43645-00	2-4
43645-01	2-4
43646-04	2-2
43646-05	2-2
43647-00	2-5
43647-01	2-5
43647-02	13-54
43647-03	13-54
43648-00	2-6
43648-01	2-6
43649-04	2-3
43649-05	2-3
43680-01	126-20
43680-03	126-20
43683-00	2-7
43683-01	2-7
43696-03	67-4
43697-03	67-4
43701-02	67-2
43711-00	41-16
43712-00	105-58
43712-00	105A-59
43751-00	93-2
43759-00	60-53
43759-00	65-25
43776-00	58-74
43831-00	11-12
43833-00	11-9
43840-00	105-57
43845-00	13-39
43845-00	16-25
43845-01	13-39
43845-01	16-25
43850-00	33A-5
43851-00	33A-6
43853-00	33A-2
43876-02	106-24

Part Number	Figure and Index No.
43888-00	16-60
43936-04	5-28
43936-05	5-28
43943-00	53-35
43943-00	53A-19
43943-00	57-13
43943-00	57A-13
43949-00	63-43
43949-00	63A-53
43949-00	63B-40
43961-02	7-101
43961-03	7-101
43972-00	41-74
43981-00	94-27
43981-02	94-60
43981-03	94-60
43986-00	61-51
43986-00	62-40
43988-03	74-34
43988-03	74-46
44009-00	126-4
44023-00	56-19
44029-00	59-27
44029-00	60-27
44029-02	59-27
44029-02	59A-14
44029-02	60-27
44029-00	60A-16
44107-00	13-43
44107-00	13A-45
44114-00	57-6
44114-00	57-8
44114-00	57-37
44114-00	57-38
44114-00	57-39
44114-00	57A-6
44114-00	57A-8
44114-00	57A-19
44114-00	57A-30
44114-00	57A-31
44114-00	58-48
44114-00	59-45
44114-00	59-47
44114-00	59A-58
44114-00	59A-60
44114-00	57B-34
44114-00	59B-35
44114-00	59B-36
44114-00	60-45
44114-00	60-47
44114-00	60A-39
44114-00	60A-40
44114-00	60A-41
44114-00	61-35
44114-00	61-36
44114-00	62-32
44114-00	63A-27
44114-00	63A-34
44155-00	2-33
44182-00	103-14

PIPER PARTS CATALOG

Part Number	Figure and Index No.	Part Number	Figure and Index No.	Part Number	Figure and Index No.	Part Number	Figure and Index No.
44182-01	103-14	45029-00	14A-35	45060-00	12A-21	45100-19	14A-16
44182-04	103-14	45029-01	14-30	45060-01	12-19	45110-00	12-40
44182-05	103-14	45029-01	14A-36	45060-01	12A-21	45110-01	12-40
44258-00	126-27	45031-04	23-2	45061-05	11-17	45111-05	14-8
44270-00	102-64	45031-05	23-1	45063-00	14-45	45111-05	14A-17
44271-00	102-65	45031-06	23-1	45063-00	14A-54	45111-06	14-9
44271-02	102-65	45032-00	14-31	45065-00	18-29	45111-07	14-8
44272-00	102-45	45032-01	14-31	45066-00	18-29	45111-19	14-8
44272-00	102-84	45032-01	14A-34	45067-00	12-21	45111-19	14A-17
44272-04	102-45	45032-02	14A-34	45067-00	12A-23	45111-26	14A-18
44272-04	102-84	45033-00	17-21	45067-02	12-21	45112-00	12-25
44275-03	124-52	45033-01	17-21	45067-02	12A-23	45112-00	12A-30
44293-00	37-23	45034-02	23-3	45068-00	18-30	45112-01	12-26
44294-00	37-26	45034-03	23-3	45068-01	18-30	45112-01	12A-29
44349-02	19A-76	45034-04	23-4	45071-00	12-28	45113-00	12-27
44378-00	69-3	45034-10	23-3	45071-00	12A-24	45113-00	12A-31
44386-00	46-21	45034-11	23-3	45072-00	18-31	45114-00	21-5
44399-00	127-34	45034-16	23-3	45073-00	18-31	45114-00	21A-5
44407-02	127-33	45034-17	23-3	45074-00	12-22	45114-02	21A-5
44490-00	105-59	45035-00	14-32	45074-00	12A-25	45115-00	12-12
44545-00	53-41	45035-01	14-32	45076-00	12-22	45116-00	22-34
44545-00	146-8	45036-02	14-33	45076-00	12A-25	45117-00	22-33
44683-04	129-37	45036-03	14-33	45077-00	18-32	45118-00	22-31
44683-05	129-38	45037-00	18-2	45078-00	22-37	45119-00	22-32
44865-04	46-18	45037-01	18-2	45079-00	18-36	45123-02	14-10
44933-05	42-6	45037-10	18-2	45082-00	18-28	45123-04	14-10
44947-00	136-71	45037-15	18-2	45083-00	12-33	45123-06	14-11
44947-00	137-48	45037-21	18-2	45083-00	12A-35	45123-06	14A-20
44955-02	40-37	45038-00	17-32	45083-01	12-33	45124-00	22-38
44961-00	40-39	45039-00	12-71	45083-01	12A-35	45126-00	12-2
44962-00	40-40	45039-00	12A-73	45083-02	22-36	45132-00	12-39
44963-00	40-38	45040-00	19-42	45083-03	22-35	45132-01	12-39
45001-00	18-21	45040-00	20-38	45085-02	12-9	45134-00	12-11
45001-01	18-21	45041-00	21-32	45085-00	12-58	45134-00	12A-5
45002-00	18-22	45041-00	21-29	45085-00	12A-11	45135-02	14-12
45006-00	18-22	45041-01	21-32	45085-00	12A-12	45135-03	14-12
45009-00	21-58	45041-01	21A-29	45085-01	12-10	45135-09	14-12
45009-01	21-58	45046-00	18-37	45085-01	12-58	45135-09	14A-25
45009-05	21-58	45046-01	18-37	45085-01	12A-11	45135-10	14-12
45010-00	17-17	45047-00	18-24	45085-01	12A-12	45135-10	14A-25
45013-02	24-12	45047-01	18-24	45086-00	12-23	45138-00	12-15
45013-03	24-12	45048-00	18-25	45086-01	12-23	45139-03	12-3
45016-00	12-20	45048-01	18-25	45086-02	12-23	45139-03	12A-6
45016-00	12A-22	45049-01	18-23	45086-02	12A-26	45140-02	17-3
45018-00	14-42	45051-00	18-36	45086-03	12-23	45140-03	17-3
45019-00	17-19	45052-00	18-26	45086-03	12A-26	45141-00	12-16
45019-00	18-23	45054-00	18-27	45088-00	12-24	45141-00	12A-18
45019-03	17-19	45055-00	14-34	45088-01	12-24	45145-02	13-53
45020-00	18-33	45055-00	14A-68	45090-10	14-6	45149-00	12-18
45020-00	18-34	45055-01	14-34	45090-10	14A-13	45149-01	12-18
45020-01	18-33	45055-01	14A-68	45090-11	14-6	45150-00	12-4
45020-01	18-34	45056-00	12-29	45090-39	14A-13	45150-00	12A-4
45020-01	18-35	45056-01	12-29	45099-03	26-1	45150-02	12-5
45024-00	17-20	45057-00	17-18	45099-08	26-1	45150-02	12A-7
45024-01	17-20	45057-03	17-18	45099-11	26-3	45150-10	12A-67
45026-00	17-24	45058-00	14-45	45099-13	26-2	45151-02	17-5
45026-01	17-24	45058-00	14A-54	45100-14	14-7	45151-04	17-5
45028-00	14-29	45059-00	25-6	45100-14	14A-16	45151-09	17-7
45028-01	14-29	45059-01	25-6	45100-15	14-7	45151-21	17-7
45029-00	14-30	45060-00	12-19	45100-19	14-7	45152-00	16-8

PIPER PARTS CATALOG

Part Number	Figure and Index No.
45153-00	16-8
45155-00	2-36
45157-00	15-12
45157-00	15A-11
45157-01	15-13
45157-01	15A-12
45158-00	15-14
45158-00	15A-13
45162-02	17-8
45162-04	17-8
45162-06	17-11
45162-23	17-8
45169-00	15-3
45173-02	12-6
45173-02	12A-8
45173-05	21-36
45173-05	21A-33
45174-00	18-3
45177-00	12-56
45177-01	12-56
45179-05	12-30
45180-00	12-7
45180-00	12A-9
45181-02	18-4
45181-04	18-4
45181-06	18-5
45185-00	18-38
45185-00	18-39
45185-01	18-38
45185-01	18-39
45185-01	18-40
45186-02	12-14b
45186-03	12-14b
45186-04	12-14a
45186-05	12-14a
45186-06	12-14
45186-06	25-5
45189-00	12-13
45189-01	12-13
45190-00	19-21
45190-00	19A-32
45191-02	18-6
45191-03	18-6
45192-00	45-63
45192-01	45-63
45194-00	14-54
45194-00	14A-62
45194-01	14-53
45194-01	14A-62
45201-00	39-31
45203-02	18-7
45203-03	18-7
45203-07	18-8
45203-22	18-7
45203-23	18-7
45204-00	17-6
45204-00	17-9
45204-01	17-6
45204-01	17-9
45207-00	12-60

Part Number	Figure and Index No.
45208-02	12-8
45208-02	12A-10
45209-02	18-9
45209-03	18-9
45209-10	18-9
45209-11	18-9
45210-00	18-10
45212-00	17-23
45212-00	1841
45212-00	2144
45212-00	21A-39
45213-00	25-1
45213-01	25-1
45213-03	25-1
45213-04	25-1
45213-05	25-1
45213-06	25-1
45213-07	25-1
45215-02	18-11
45215-04	22-1
45215-12	18-11
45215-16	18-11
45216-02	18-14
45217-00	18-11
45217-05	18-11
45218-00	22-19
45219-00	12-17
45219-01	12-17
45222-00	71-16
45222-00	72-9
45223-00	22-20
45224-02	18-15
45224-03	18-16
45224-07	18-15
45224-17	18-15
45224-21	18-15
45224-22	18-16
45224-23	18-15
45225-00	19-3
45225-00	19A-5
45228-00	22-16
45231-00	12-66
45232-00	11-10
45232-01	11-10
45232-06	11-10
45233-00	22-21
45234-02	18-17
45234-03	18-18
45234-05	18-17
45234-13	18-18
45234-15	18-17
45234-17	18-17
45235-00	12-34
45235-00	25-2
45235-02	12-34
45235-02	25-2
45239-00	25-3
45239-01	25-3
45242-00	39-34
45243-09	19A-53

Part Number	Figure and Index No.
45244-00	19-2
45244-01	19-2
45247-00	14-35
45247-00	14A-42
45247-01	14-35
45247-01	14A-42
45248-00	13-32
45248-01	13-32
45249-04	19-8
45249-05	19-8
45249-11	19-9
45249-12	19-9
45249-12	19A-10
45249-16	19-8
45249-21	19-8
45249-22	19-8
45253-03	36-24
45255-00	59-39a
45255-00	59A-12
45255-00	60-39a
45255-00	60A-12
45259-02	36-17
45261-04	19-10
45261-05	19-10
45261-11	19-11
45264-00	21-7
45264-01	21-7
45264-06	21-7
45264-07	21-7
45264-08	21-7
45264-09	21-7
45265-00	29-7
45266-00	29-8
45267-00	29-16
45267-02	29-18
45267-04	29-27
45268-02	29-9
45268-03	29-5
45269-00	21-29
45269-01	21-29
45271-00	29-6
45274-06	19-13
45274-09	19-13
45274-13	19-13
45274-14	19-13
45274-16	19-13
45277-00	21-47
45280-00	25-9
45280-01	25-9
45281-04	15-2
45282-04	29-24
45283-00	13-52
45283-03	13-52
45283-03	13A-51
45285-11	24-2
45285-16	24-2
45285-300	24-2
45294-02	14-36
45294-03	14-36
45296-05	19-35

Part Number	Figure and Index No.
45296-05	19A-55
45301-00	24-6
45302-00	24-5
45303-00	24-3
45304-00	24-4
45304-00	24-4a
45304-00	24-4b
45306-10	14-48
45306-11	14-48
45314-00	46-8
45316-03	46-2
45318-00	46-15
45318-04	46-15
45324-02	14-14
45324-02	14A-3
45324-03	14-15
45324-03	14A-4
45324-04	14-14
45324-04	14A-3
45324-05	11-2
45328-00	46-20
45329-00	46-42
45331-00	46-24
45331-00	146-5
45332-02	42-18a
45332-04	41-18a
45333-03	46-12
45333-05	45-1
45333-05	46-1
45333-07	45-1
45333-07	46-1
45334-00	42-13
45337-03	14-16
45337-03	14A-5
45337-04	14-17
45337-04	14A-6
45337-05	14-16
45337-07	11-3
45338-00	24-7
45340-00	19-31
45341-00	14-56
45341-00	14A-64
45341-01	14-56
45341-11	14A-64
45342-00	14-38
45346-00	14-24
45346-00	14A-7
45349-03	11-4
45349-04	11-23
45349-19	11-28
45349-20	11-26
45350-00	14-18
45350-08	14-18
45350-10	14-18
45351-00	18-13
45352-00	13-8
45352-00	13A-11
45359-00	11-5
45360-00	14-19
45360-02	14A-10

PIPER PARTS CATALOG

Part Number	Figure and Index No.	Part Number	Figure and Index No.	Part Number	Figure and Index No.	Part Number	Figure and Index No.
45360-03	14-19	45394-06	13-4	45434-04	7-29	45504-21	42-12
45361-02	14A-11	45394-07	13-4	45434-05	7-29	45504-22	41-1
45363-00	25-4	45395-00	16-4	45434-10	6-25	45504-22	42-1
45365-06	37-20	45395-01	16-4	45434-11	6-25	45504-23	41-1
45367-00	93-10	45395-04	16-5	45439-08	6-11	45504-23	42-1
45367-00	93-42	45396-02	14-22	45439-09	6-11	45506-00	27-20
45370-02	11-6	45396-03	14-21	45447-04	7-31	45506-00	54-6
45372-00	14-20	45396-10	14-22	45447-05	7-31	45511-00	103-39
45372-02	14A-11	45396-11	14-21	45449-02	6-12	45515-00	22-39
45372-03	14-20	45397-00	17-13	45449-03	6-12	45516-00	22-40
45372-06	14-20	45398-02	17-12	45449-14	7-11	45517-00	14-27
45374-00	14-46	45398-02	18-19	45449-15	7-11	45517-06	14-27
45374-00	14A-55	45398-02	18-20	45449-42	7-10	45517-08	14A-32
45376-00	12-52	45398-03	17-13	45449-43	7-10	45522-00	19A-3
45376-00	12A-54	45398-06	17-15	45451-00	14-25	45527-04	16-2
45376-00	13-31	45399-02	56-23	45451-00	14A-29	45527-04	17-1
45376-00	13A-36	45399-03	56-24	45451-01	14-25	45527-05	16-2
45376-00	16-31	45399-04	56-21	45451-01	14A-29	45527-05	17-1
45376-00	21-43	45399-05	56-22	45454-00	24-11	45527-06	16-2
45376-00	21A-38	45399-06	56-23	45458-06	6-14	45527-06	17-1
45376-00	22-18	45405-00	93-19	45458-07	6-14	45527-07	17-27
45377-06	7-59	45405-00	93-29	45467-02	6-15	45530-00	13-7
45377-07	7-59	45405-00	93-40	45467-03	6-15	45530-00	13A-9
45379-06	7-43	45406-06	12-1	45477-12	6-16	45531-00	19-15
45381-00	7-45	45407-02	16-1	45477-13	6-16	45531-01	19-15
45381-01	7-45	45407-03	16-7	45486-00	19-16	45532-00	19-23
45386-00	3-23	45407-04	16-7	45486-01	19-16	45532-00	19A-34
45386-00	3-28	45408-02	19-1	45487-12	6-17	45533-00	19-24
45387-00	3-24	45408-03	19-1	45487-13	6-17	45533-00	19A-35
45387-00	3-28	45408-04	19-1	45487-20	7-22	45534-00	19-24
45388-00	12-53	45408-05	19-1	45487-21	7-22	45534-00	19A-35
45388-00	12A-55	45409-02	7-26	45496-00	19-29	45538-00	20-30
45389-00	12-44	45409-03	7-26	45497-04	6-18	45541-00	2-39
45389-00	12A-49	45409-10	6-21	45497-05	6-18	45544-00	4-30
45389-01	1245	45409-11	6-21	45497-08	6-19	45545-00	4-17
45389-01	12A-49	45409-14	7-25	45497-09	6-19	45545-01	4-17
45389-02	12-49	45409-15	7-25	45497-20	7-23	45550-00	17-12
45389-02	12A-50	45412-07	4-12	45497-21	7-23	45550-00	17-14
45390-02	12-43	45417-00	12-32	45497-23	7-24	45550-00	18-19
45390-03	12-43	45417-00	13-50	45497-24	7-24	45551-00	14-26
45390-04	12-46	45421-02	7-28	45497-38	7-24	45551-00	14A-27
45390-05	12-46	45421-03	7-28	45497-41	7-24	45555-00	20-19
45390-06	12-47	45421-04	7-27	45498-00	12-35	45564-07	20-21
45390-07	12-47	45421-05	7-27	45498-02	12-35	45583-15	20-13a
45390-08	12-48	45421-08	6-23	45498-02	12A-36	45583-16	20-8
45390-09	12-43	45421-09	6-23	45499-00	12-36	45584-00	20-11
45390-10	12-43	45423-00	19-28	45500-00	12-37	45584-01	20-12
45390-11	12-46	45423-01	19-28	45500-00	12A-39	45593-03	20-4
45390-12	12-46	45423-05	19-28	45501-14	7-65	45593-05	20-3
45392-00	13-3	45423-07	19-28	45501-15	7-65	45594-02	20-5
45392-00	13A-3	45424-00	12-69	45501-30	7-65	45594-03	20-6
45392-01	13-3	45424-00	12A-72	45501-31	7-65	45597-00	97-30
45392-01	13A-3	45427-03	19-14	45502-00	107-13	45599-00	97-33
45392-06	13-3	45427-04	19-14	45504-08	41-1	45604-00	97-36
45392-07	13-3	45433-02	14-47	45504-08	42-1	45610-00	20-17
45393-00	14-21	45433-03	14-47	45504-09	41-1	45610-01	20-17
45393-05	14-21	45433-06	14A-56	45504-09	42-1	45612-00	21-6
45393-05	14A-31	45433-07	14A-56	45504-10	42-12	45612-00	21A-7
45394-00	13-4	45434-02	7-30	45504-11	42-12	45613-02	16-3
45394-01	13-4	45434-03	7-30	45504-20	42-12	45613-02	18-1

PIPER PARTS CATALOG

Part Number	Figure and Index No.	Part Number	Figure and Index No.	Part Number	Figure and Index No.	Part Number	Figure and Index No.
45613-03	16-3	45656-02	24-38	45696-11	13-21	45747-00	24-42
45613-03	18-1	45658-00	56-26	45696-12	13-22	45747-03	24-43
45614-03	13-2	45660-00	22-14	45696-13	13-22	45748-00	24-44
45614-03	14-1	45661-00	13-30	45696-14	13-23	45748-03	24-45
45614-05	13-2	45661-00	13A-33	45696-14	13A-26	45758-00	16-39
45614-05	14-1	45661-01	13-30	45696-15	13-23	45758-01	16-39
45614-07	13-2	45661-01	13A-33	45696-15	13A-26	45759-00	16-40
45614-07	14-1	45662-00	14-37	45696-16	13-24	45759-01	16-40
45614-09	14-1	45663-00	13-26	45696-16	13A-27	45760-00	16-41
45615-00	19-22	45663-01	13-26	45696-17	13-24	45760-01	16-41
45615-00	19A-33	45666-00	13-27	45696-17	13A-27	45761-00	16-42
45615-01	19-22	45666-01	13-27	45696-20	13-25	45761-01	16-42
45615-01	19A-33	45666-04	13A-30	45696-20	13A-28	45762-00	16-43
45618-02	19-25	45666-05	13A-30	45696-21	13-66	45762-01	16-43
45616-02	19A-36	45666-12	13-27	45696-21	13A-29	45763-00	16-44
45619-00	22-15	45668-00	13-28	45696-22	13-67	45763-01	16-44
45622-00	33-13	45668-01	13-28	45700-13	37-7	45764-00	16-45
45624-00	33-1	45668-03	13-28	45702-00	3-6	45764-01	16-45
45625-00	24-32	45668-06	13-28	45703-02	13-1	45765-03	16-47
45626-00	24-31	45669-00	24-8	45703-04	13-1	45765-04	16-48
45626-01	24-31	45669-01	24-8	45703-06	13-1	45765-05	16-48
45627-00	24-13	45673-00	13-29	45705-00	16-34	45765-06	16-49
45627-01	24-13	45673-01	13-29	45705-01	16-34	45765-07	16-49
45627-04	24-14	45682-02	24-52	45706-00	24-17	45765-08	16-46
45628-00	24-15	45682-03	24-50	45707-00	24-17	45765-09	16-49
45629-00	21-4	45682-04	24-54	45707-03	24-18	45766-00	16-6
45629-00	21A-4	45682-10	24-52	45707-04	24-18	45770-02	40-18
45629-01	21-4	45682-12	24-52	45707-07	24-18	45770-03	40-19
45629-01	21A-4	45682-18	24-54	45707-08	24-18	45779-00	24-25
45630-00	19-32	45683-00	24-56	45710-00	16-35	45779-04	24-26
45631-00	19-30	45683-02	24-58	45710-01	16-35	45779-05	24-25
45632-00	19-32	45684-03	24-49	45712-10	92-4	45780-00	24-27
45639-02	23-5	45684-05	24-49	45712-11	92-4	45780-04	24-28
45639-04	23-6	45684-07	24-49	45712-12	92-3	45781-00	24-29
45639-14	23-5	45685-00	19-31	45712-13	92-3	45781-03	24-30
45640-00	16-56	45686-00	24-33	45712-16	92-2	45781-04	24-29
45640-00	16-57	45687-00	19-30	45712-17	92-2	45782-00	24-21
45640-01	16-56	45689-00	19-33	45712-18	92-1	45782-04	24-22
45640-01	16-57	45691-02	7-76	45712-19	92-1	45782-05	24-23
45641-00	22-13	45691-03	7-76	45713-00	16-36	45782-07	24-24
45642-00	22-17	45691-04	7-75	45713-01	16-36	45784-02	40-11
45645-00	18-42	45691-05	7-75	45717-00	21-34	45784-03	40-12
45646-00	12-68	45692-00	24-10	45717-00	21A-31	45784-05	40-55
45646-00	12A-74	45692-04	24-10	45717-01	21-34	45785-02	40-20
45646-07	12-68	45693-00	13-45	45717-01	21A-31	45785-03	40-21
45646-07	12A-74	45693-00	13A-47	45718-00	21-35	45792-02	40-13
45647-10	5-3	45693-01	13-45	45718-00	21A-32	45792-03	40-14
45647-18	5-10	45693-01	13A-47	45718-01	21-35	45794-06	45-73
45647-19	5-10	45696-02	13-15	45718-01	21A-32	45794-07	45-73
45647-28	5-10	45696-03	13-15	45727-00	16-28	45794-08	45-72
45647-29	5-10	45696-04	13-16	45732-00	16-26	45794-09	45-72
45648-00	2448	45696-05	13-16	45732-03	16-26	45795-00	40-8
45649-06	24-9	45696-06	13-17	45733-00	11-1	45802-03	20-23
45649-08	24-9	45696-06	13A-20	45733-02	11-1	45804-00	118-7
45653-00	24-36	45696-07	13-17	45737-00	12-31	45807-00	40-33
45653-03	24-37	45696-07	13A-20	45737-00	12A-33	45807-03	40-33
45654-00	24-40	45696-08	13-18	45738-00	19-38	45809-08	7-44
45655-00	24-34	45696-08	13A-21	45739-00	19-39	45815-00	20-15
45655-01	24-34	45696-09	13-19	45742-00	40-16	45815-01	20-15
45656-00	24-38	45696-10	13-20	45746-00	24-46	45824-00	7-85

PIPER PARTS CATALOG

Part Number	Figure and Index No.	Part Number	Figure and Index No.	Part Number	Figure and Index No.	Part Number	Figure and Index No.
45824-01	7-85	45904-01	19-37	45985-00	121-4	46083-00	35-34
45825-00	7-79	45904-01	19A-57	45985-00	121B-67	46084-02	21-8
45825-01	779	45911-00	52-7	45986-05	20-29	46084-02	21A-9
45836-00	21-56	45918-00	19-46	45987-00	112-16	46084-03	21-14
45836-01	21-56	45918-01	19-46	45989-00	40-34	46084-03	21A-15
45842-02	40-58	45918-01	19A-58	45990-02	23-7	46084-04	21-9
45843-02	11-13	45920-00	49-5	45990-03	23-7	46084-04	21A-10
45843-03	11-14	45921-00	49-8	45990-04	23-8	46084-05	21-9
45843-04	11-15	45923-00	20-28	45994-00	36-27	46084-05	21A-10
45843-05	21-16	45923-01	20-28	45998-05	40-29a	46084-06	21-10
45843-05	21A-17	45925-00	50-5	45998-06	40-76	46084-06	21A-11
45843-06	11-16	45925-02	49-6	46000-00	12-67	46084-07	21-10
45843-07	21-15	45925-03	49-5	46000-00	12A-71	46084-07	21A-11
45843-07	21A-16	45927-00	19-47	46001-00	37-37	46084-08	21-11
45843-08	11-15	45927-01	19-47	46001-01	37-37	46084-08	21A-12
45843-09	11-19	45927-01	19A-59	46011-00	40-27	46084-09	21-11
45843-10	11-17	45930-05	20-36	46012-00	4-28	46084-09	21A-12
45843-11	11-20	45930-06	20-36	46014-00	29-2	46084-10	21-12
45843-12	11-18	45932-02	40-49	46019-02	40-24	46084-10	21A-13
45845-00	105-30	45932-03	40-50	46019-03	40-25	46084-11	21-13
45847-00	85-56	45932-04	40-51	46020-02	40-22	46084-11	21A-14
45847-00	86-49	45932-05	40-52	46020-03	40-23	46084-13	21-8
45853-00	49-28	45934-02	40-26	46022-02	40-32	46084-13	21A-9
45854-00	15-4	45934-03	40-28	46022-03	40-32	46090-00	15A-8
45854-00	15A-3	45935-02	40-17	46022-06	40-3	46100-00	112-76
45855-00	105-22	45935-03	40-15	46022-08	40-6	46100-00	112A-59
45856-00	105-34	45946-00	20-35	46022-23	40-6	46102-00	14-75
45857-00	105-35	45946-01	20-35	46025-02	16-54	46103-00	118-10
45858-00	105-3	45947-00	20-13	46025-03	16-53	46106-00	35-11
45859-00	105-26	45947-01	20-13	46025-04	22-24	46107-00	35-12
45860-00	105-28	45951-06	40-30	46025-05	22-26	46109-00	35-6
45861-00	105-24	45951-11	40-30	46025-06	22-25	46112-00	35-35
45862-00	105-20	45952-02	3-11	46025-07	22-28	46113-00	112-15
45864-00	11-7	45952-03	3-11	46025-08	22-27	46113-00	112A-19
45864-01	11-7	45955-00	7-87	46025-09	22-30	46115-00	118-16
45864-02	11-7	45955-01	7-87	46025-10	22-29	46116-02	19-44
45864-03	11-7	45956-04	40-31	46028-00	40-68	46117-00	118-38
45868-00	105-36	45970-02	21-40	46028-01	40-68	46118-00	11-22
45871-00	11-8	45970-02	21A-35	46034-02	40-67	46121-02	41-11
45871-01	11-8	45970-03	21-41	46034-03	40-67	46121-03	41-12
45875-00	105-32	45970-03	21A-36	46036-00	35-2	46125-00	21-48
45877-00	105-4	45970-04	21-33	46038-00	35-30	46128-02	118-34
45881-00	134-2	45970-04	21A-30	46040-02	84-4	46129-02	118-56
45883-00	105-37	45971-00	12-50	46046-00	16-23	46129-03	118-57
45885-00	105-38	45971-00	12A-52	46058-00	16-27	46130-00	138-4
45886-00	105-18	45972-00	12-51	46064-00	21-42	46130-00	139-3
45887-00	14-59	45972-00	12A-53	46064-00	21A-37	46132-00	19-48
45887-00	14A-67	45973-00	12-50	46070-00	118-15	46132-00	19A-60
45887-01	14-59	45973-00	12A-52	46071-00	112-7	46133-00	22-41
45887-01	14A-67	45974-00	12-67	46071-00	112A-8	46134-02	118-21
45889-00	134-1	45974-00	12A-71	46074-00	21-17	46134-03	118-22
45891-04	19-36	45975-00	12-51	46074-00	21A-18	46137-00	118-20
45891-04	19A-56	45975-00	12A-53	46074-01	21-17	46138-00	105-39
45891-05	19-36	45976-00	16-52	46074-01	21A-18	46144-02	21-1
45891-05	19A-56	45977-00	16-52	46078-00	118-9	46144-02	21A-1
45892-00	134-4	45978-00	16-50	46079-00	21-18	46144-03	21-3
45897-00	49-9	45978-01	16-50	46079-00	21A-19	46144-04	21-2
45900-00	25-8	45979-00	16-51	46079-01	21-18	46144-06	21A-3
45904-00	19-37	45979-01	16-51	46079-01	21A-19	46144-08	21A-2
45904-00	19A-57	45982-03	36-14a	46082-00	103-32	46146-00	119-39

PIPER PARTS CATALOG

Part Number	Figure and Index No.	Part Number	Figure and Index No.	Part Number	Figure and Index No.	Part Number	Figure and Index No.
4614640	119A-39	46316-03	21-20	46395-00	22-7	46500-40	39-1
46147-00	118-32	46316-03	21A-20	46395-02	22-7	46500-41	36-4
46155-00	119-40	46318-00	112-12	46395-03	22-7	46500-41	39-1
46155-00	119A-40	46319-03	68-14	46396-00	30A-2	46500-44	39-3
46161-00	118-3	46319-03	68A-14	46403-00	124-12	46500-45	39-3
46167-00	15-6	46319-03	68B-13	46407-00	49-11	46502-00	112-31
46167-00	15-24	46319-03	68C-13	46408-00	49-10	46502-00	112A-39
46168-00	2-34	46320-00	68A-82	46411-05	70-10	46504-00	112-32
46168-01	2-34	46320-00	68B-78	46413-00	494	46504-00	112A-40
46170-00	119-38	46320-00	68C-56	46420-00	70-3	46505-00	112-33
46170-00	119A-38	46326-00	117-7	46425-00	21-49	46505-00	112A-41
46173-07	29-1	46326-00	117A-7	46437-00	123-2b	46508-00	112-34
46173-08	29-1	46326-01	117-7	46437-04	123-2b	46508-00	112A-42
46179-00	112-30	46326-01	117A-7	46437-06	123-2b	46510-02	39-13
46182-00	118-14	46329-00	117-9	46439-00	124-13	46510-03	39-14
46183-00	118-11	46329-00	117A-9	46440-00	105-31	46515-02	39-11
46184-00	118-12	46329-01	117-9	46443-00	123-2a	46515-03	39-12
46185-00	118-8	46329-01	117A-9	46444-00	105-23	46517-02	39-15
46197-00	112-14	46333-00	112-59	46446-00	119-11	46517-03	39-16
46197-00	112A-18	46333-00	112A-79	46457-00	68-53	46519-02	31-14
46203-00	102-11	46337-00	116-40	46457-00	68A-13	46520-02	39-20
46203-02	102-11	46338-00	116-41	46457-00	68B-12	46520-03	39-22
46207-00	117-17	46344-02	36-11	46457-00	68C-12	46520-04	39-19
46207-07	117-17	46344-03	36-11	46460-00	15-8	46520-05	39-21
46207-07	117A-21	46346-00	116-44	46460-01	15-8	46521-02	39-5
46211-00	19-41	46347-00	112-13	46469-00	53-36	46521-03	39-6
46218-00	36-5	46347-00	112A-17	46469-00	57-14	46522-00	30A-25
46225-00	11-21	46349-00	102-7	46469-00	57A-14	46523-02	39-24
46228-00	37-11	46349-02	102-7	46470-00	123-2	46523-03	39-23
46245-00	112-3	46349-07	102-7	46471-11	130-8	46526-00	30A-26
46245-00	112A-3	46349-08	102-7	46471-12	130-9	46528-00	31-34
46251-00	112-18	46355-04	78-2	46471-13	130-6	46528-02	31-34
46251-00	112A-22	46355-04	78A-2	46471-14	130-6	46530-03	39-25
46253-00	112-17	46356-00	117-4	46472-00	112-60	46534-00	31-8
46253-00	112A-21	46356-00	117A-4	46472-00	112A-98	46536-00	30-14
46255-00	52-22	46356-01	117-4	46482-00	31-1	46536-00	30A-8
46256-00	52-21	46356-01	117A-4	46482-02	31-2	46536-00	33A-27
46257-00	52-20	46357-00	7-56	46484-02	39-17	46536-02	33B-9
46258-00	52-6	46357-00	7-57	46484-03	39-18	46537-03	33C-24
46259-00	52-16	46357-01	7-56	46490-02	70-8	46538-02	39-26
46261-00	118-1	46357-01	7-57	46491-00	22-44	46538-24	39-28
46268-00	81-14	46359-00	117-5	46492-02	39-9	46539-00	31-3
46268-00	81A-14	46359-01	117-5	46492-03	39-10	46541-00	74-76
46269-00	81-12	46359-08	117-5	46494-00	32-8	46541-00	74A-60
46269-00	81A-12	46359-09	117-5	46494-01	32-13	46541-01	73-47
46270-00	81-10	46359-12	117A-5	46495-00	130-14	46541-01	74A-18
46270-00	81A-10	46359-13	117A-5	46495-00	146-36	46541-02	74A-23
46272-00	117-13	46363-00	117-8	46496-06	39-7	46541-05	94-64
46272-00	117A-15	46363-00	117A-8	46496-07	39-8	46543-00	30A-3
46272-00	117B-9	46366-00	13-46	46500-28	39-2	46548-00	19-58
46272-00	117C-38	46372-00	117-10	46500-29	39-2	46548-00	22-9
46273-00	112-2	46372-00	117A-10	46500-30	39-3	46548-00	33B-5
46273-00	112A-2	46374-02	15-17	46500-31	39-3	46548-05	33A-23
46286-00	30A-18	46374-03	15-18	46500-32	39-4	46550-02	30A-28
46286-00	33B-10	46374-05	15-19	46500-33	39-4	46550-04	30A-27
46287-00	33A-29	46376-00	112-38	46500-37	36-4	46554-00	30A-5
46287-00	33B-11	46376-00	112A-47	46500-37	39-1	46555-00	19-59
46288-00	31-15	46384-03	40-43	46500-38	36-4	46555-00	19A-70
46301-00	35-3	46384-04	40-43	46500-38	39-1	46556-00	30A-4
46316-00	21-20	46384-08	39-37	46500-40	36-4	46557-00	22-10

PIPER PARTS CATALOG

Part Number	Figure and Index No.	Part Number	Figure and Index No.	Part Number	Figure and Index No.	Part Number	Figure and Index No.
46560-00	31-35	46696-00	63-32	46810-00	71-17	46918-07	81A-3
46560-04	31-35	46696-00	63A-43'	46810-00	72-7	46918-08	81-2
46563-00	31-42	46696-00	63B-30	46821-00	19-43	46918-09	81-2
46563-04	31-42	46704-00	61-13	46828-00	49-18	46918-20	81A-2
46564-00	15-7	46704-00	63A-12	46829-00	49-19	46918-21	81A-2
46582-02	30A-23	46707-02	119-25	46845-04	48-9	46919-00	121-3
46582-04	30A-24	46707-02	119A-25	46845-05	97-4	46919-00	121A-2
46583-03	30-20	46708-04	119-37	46845-06	97-4	46927-03	93-49
46624-02	30A-21	46708-04	119A-37	46845-14	97-4	46927-04	93-67
46624-03	30A-22	46711-00	61-19	46845-15	97-4	46927-05	93-58
46628-02	31-31	46711-00	63A-10	46852-02	119-41	46927-13	93-49
46633-00	34-1	46713-00	71-8	46852-02	119A41	46927-14	93-67
46633-00	72-47	46715-00	72-3	46862-00	98-23	46927-15	93-58
46636-00	19-6	46716-00	72-2	46867-00	14-57	46931-00	27-12
46636-01	19-6	46720-00	72-1	46867-00	14A-65	46933-00	45-27
46636-02	19-40	46722-00	71-7	46868-02	98-31	46936-00	48-5
46636-03	19-40	46722-00	90-19	46872-00	12-61	46947-00	48-2
46637-00	31-10	46722-00	105-5	46872-04	12-61	46949-00	14-63
46654-00	56-25	46722-00	137B-20	46872-04	12A-61	46949-00	14A-69
46678-02	22-2	46722-00	137C-53	46873-00	12-55	46958-00	127-25
46678-04	22-4	46723-00	71-5	46873-00	12A-56	46958-00	127A-25
46678-05	22-3	46723-00	72-6	46876-00	72-8	46958-00	127B-31
46678-06	22-5	46723-00	116A-60	46876-00	128-45	46959-00	38-35
46678-07	22-6	46723-00	128-46	46882-04	54-7	46961-00	48-34
46695-02	61-48	46723-00	137-54	46882-05	54-8	46968-00	12-62
46695-02	61-56	46723-00	143-11	46882-06	54-3	46968-00	22-43
46695-02	61-57	46724-00	49-14	46882-06	54-5	46970-00	117-6
46695-02	62-38	46725-00	49-15	46882-10	54-3	46970-00	117A-6
46695-02	63-36	46726-00	30A-11	46882-10	54-5	46975-00	117-19
46695-02	63-51	46727-00	14-61	46883-03	27-19	46976-02	14-80
46695-02	63-52	46730-00	49-13	46883-04	27-19	46976-02	17-28
46695-02	63A-44	46732-00	72-5	46884-04	54-1	46976-02	17-29
46695-02	63A-48	46734-00	15-9	46884-07	54-1	46976-02	17-30
46695-02	63B-33	46736-00	19-60	46885-03	54-10	46976-02	18-58
46695-02	63B-50	46736-00	19A-71	46885-04	54-9	46976-02	18-59
46695-03	61-49	46736-00	22-8	46885-05	54-2	46976-02	18-60
46695-03	61-56	46736-00	30A-7	46885-07	54-2	46976-02	18-61
46695-03	62-39	46736-00	33B-15	46890-00	93-35	46976-03	18-55
46695-03	63-35	46752-00	116-10	46897-06	37-17	46976-04	18-56
46695-03	63-51	46752-00	116A-28	46897-06	98-22	46976-05	14-81
46695-03	63A-49	46752-00	116B-22	46907-00	14-58	46977-00	39-41
46695-03	63A-51	46752-00	146-34	46907-00	14A-66	46977-01	39-41
46695-03	63A-61	46761-00	21-19	46910-00	93-51	46978-00	39-39
46695-03	63B-32	46771-00	70-26	46910-00	93-60	46978-01	39-39
46695-03	63B-51	46771-00	71-2	46910-00	93-69	46981-00	39-40
46695-05	63A-64	46776-00	30-1	46911-00	68-5	46981-01	39-40
46695-06	61-50	46776-00	30A-1	46911-00	68A-5	46986-00	48-10
46695-06	63-30	46776-10	30-1	46911-00	68B-5	46987-00	130-42
46695-06	63A-52	46776-10	30A-1	46911-00	68C-5	47005-03	57-29
46695-07	63A-60	46777-05	30A-29	46911-00	69-4	47011-00	21-25
46695-07	63A-64	46783-00	46-48	46912-00	68A-2	47011-00	21A-25
46695-07	63B-28	46783-02	46-48	46912-00	69-2	47024-00	116-11
46695-08	63A-61	46783-03	46-48	46913-04	93-63	47024-00	116B-11
46695-10	61-50	46783-04	46-48	46913-04	93-72	47029-04	21-22
46695-10	63-30	46783-05	46-48	46913-05	93-54	47029-05	21A-22
46695-10	63A-50	46783-06	46-48	46914-00	18-43	47031-00	21-27
46695-10	63B-49	46802-00	67-8	46917-00	93-87	47031-00	21A-27
46696-00	61-45	46804-00	127-19	46918-02	81-3	47032-00	21-28
46696-00	61-54	46804-00	127A-19	46918-02	81A-3	47032-00	21A-28
46696-00	62-36	46804-00	127B-30	46918-07	81-3	47034-00	13-49

PIPER PARTS CATALOG

Part Number	Figure and Index No.	Part Number	Figure and Index No.	Part Number	Figure and Index No.	Part Number	Figure and Index No.
47036-00	13-48	47130-00	34-4	47276-00	56-15	47387-00	66-8
47038-05	124-27	47131-00	53-32	47277-02	56-12	47387-01	66-8
47038-07	119A-72	47131-00	53A-26	47278-06	56-13	47391-02	57-16
47038-07	119B-35	47131-00	53B-24	47278-07	56-14	47391-03	57-17
47038-07	124-27	47131-02	53B-24	47299-00	67-1	47391-04	57-21
47041-00	14-64	47131-02	53C-25	47302-00	19A-81	47391-05	57-18
47041-00	14A-70	47131-03	53B-24	47302-00	66A-8	47391-06	57-19
47043-00	119-42	47131-03	53C-25	47302-00	66B-19	47391-07	57-24
47043-00	119A-42	47132-00	52-5	47302-00	67-7	47391-08	57-23
47045-00	2-21	47132-03	52-5	47306-02	66A-4	47391-09	57-22
47047-00	48-36	47134-00	48-1	47306-02	66A-16	47399-00	56-16
47050-00	2-14	47137-00	14-43	47306-02	67-12	47404-00	57-20
47054-03	2-19	47137-00	14A-53	47306-03	66A-5	47406-00	128-24
47054-05	2-19	47138-00	101-9	47306-03	67-13	47416-00	21-21
47056-00	48-32	47142-02	127C-10	47306-04	65-26	47416-01	21-21
47056-02	48-31	47142-02	127D-10	47306-04	66A-3	47420-00	14-60
47058-00	14-22	47143-00	17-25	47306-04	67-10	47426-00	63-12
47058-04	14-22	47144-00	48-29	47306-05	67-19	47434-00	66-1
47058-04	14A-30	47148-00	93-110	47318-00	57-4	47439-00	13-41
47059-00	30-5	47150-00	45-3	47318-00	57A-16	47439-00	13A-43
47059-00	146-43	47153-00	45-4	47318-02	57-4	47448-00	63-4
47060-00	30-4	47157-00	93-16	47318-02	57A-16	47448-00	63B-4
47060-00	146-42	47157-00	93-26	47328-00	66A-6	47454-00	13-60
47063-00	105-71	47157-00	93-36	47328-00	66B-13	47454-00	13A-69
47065-00	105-72	47158-00	107-22	47328-00	66B-26	47464-00	66A-1
47065-03	105-72	47159-00	93-84	47328-00	67-6	47475-00	56-15
47068-00	48-38	47160-00	93-83	47328-00	67-17	47479-19	63-1
47069-00	48-37	47185-00	30A-6	47328-02	66A-11	47479-20	63-1
47071-00	48-30	47189-00	22-11	47328-02	67-16	47479-24	63-1
47074-02	48-27	47192-00	84-12	47328-03	66A-19	47479-26	63-1
47080-00	48-4	47196-00	18-50	47328-03	66B-20	47479-27	63-1
47085-02	93-7	47207-00	64-10	47328-03	67-17	47479-28	63-1
47085-03	93-8	47218-00	64-9	47337-00	16-17	47480-00	14-72
47085-03	93-37	47218-00	146-46	47338-00	23-9	47480-00	14A-74
47089-02	93-76	47224-00	53-16	47339-00	64-3	47480-00	19-7
47089-03	93-78	47224-00	53A-12	47339-00	65-10	47494-00	54-11
47090-02	93-17	47224-01	53-18	47340-00	64-4	47500-00	32-11
47090-03	93-27	47224-01	53A-12	47340-00	65-9	47504-00	21-31
47091-00	93-38	47224-02	53-17	47344-00	57-10	47509-00	66-7
47092-00	93-80	47224-02	53A-13	47344-00	57A-10	47529-30	41-14
47094-00	127-14	47224-03	53-19	47344-03	66A-7	47529-31	41-14
47094-00	127A-33	47224-03	53A-13	47344-03	67-9	47529-32	41-15
47094-00	127B-26	47224-04	53-20	47346-00	15-10	47532-00	66-5
47102-00	93-6	47224-04	53A-14	47346-00	15A-5	47535-00	112-105
47109-00	93-20	47251-07	53B-13	47353-00	11-25	47535-00	112A-111
47109-00	93-20a	47251-18	53A-18	47353-00	14-76	47536-00	116-5
47109-00	93-30	47251-22	53A-18	47353-00	14A-77	47536-00	116B-5
47109-00	93-30a	47251-37	53A-17	47378-00	57-5	47537-00	121-31
47109-00	93-41	47251-48	53B-14	47378-00	57-6	47537-00	121A-37
47109-00	93-41a	47251-50	53B-14	47378-00	57-8	47538-00	19-12
47109-02	93-20a	47251-52	53B-12	47378-00	57-37	47539-00	19-12
47109-02	93-30a	47251-53	53B-12	47378-00	57-38	47545-00	35-9
47109-02	93-41a	47252-06	30A-13	47378-00	57-39	47545-00	57-30
47116-02	93-15	47252-07	30A-13	47378-00	57A-6	47545-00	146-14
47116-03	93-25	47252-08	30A-13	47378-00	57A-8	47545-00	146-66
47117-00	93-18	47252-08	33B-23	47378-00	57A-18	47552-00	55-15
47117-00	93-28	47252-09	30A-13	47378-00	57A-19	47552-00	55A-9
47117-00	93-39	47255-00	20-39	47378-00	57A-30	47552-00	55B-9
47128-02	34-2	47267-00	56-20	47378-00	57A-31	47555-00	46-45
47129-02	34-3	47267-01	56-20	47386-00	66-9	47556-00	49-17

PIPER PARTS CATALOG

Part Number	Figure and Index No.	Part Number	Figure and Index No.	Part Number	Figure and Index No.	Part Number	Figure and Index No.
47563-00	30-6	47664-11	130-45	47843-00	130-11	48030-00	105-51
47563-00	146-44	47664-11	130A-50	47843-00	130A-14	48030-00	105A-64
47564-00	31-16	47664-12	130A-44	47843-01	130-11	48030-00	146-45
47565-02	31-17	47664-13	130A-8	47843-01	130A-14	48032-00	105-45
47566-00	31-18	47664-15	129B-24	47875-00	130-22	48033-00	105-50
47571-00	117-11	47664-15	133-7	47875-00	130A-33	48033-06	105A-65
47571-00	117A-11	47664-16	128-59	47877-00	128-3	48037-00	112-4
47572-00	31-19	47673-00	30-8	47877-02	128-31	48055-00	37-18
47573-00	12-57	47674-00	30-9	47881-00	48-3	48091-04	20-2
47573-01	12-57	47678-00	59-16	47909-00	31-41	48099-00	136-69
47579-00	13-42	47678-00	59A-26	47919-02	36-29	48099-00	137-19
47579-00	13A-44	47678-00	60-16	47919-03	36-29	48099-00	137A47
47580-00	116-4	47681-00	64-17	47920-02	36-28	48099-00	137B-9
47580-00	116B-4	47681-00	65-5	47920-03	36-28	48099-00	137C-2
47581-00	116-12	47681-02	64-17	47920-04	36-28	48101-00	16-22
47581-00	116B-12	47681-02	65-6	47921-02	36-30	48103-00	14-62
47583-00	116-8	47681-03	65-20	47921-03	36-30	48118-00	37-10
47583-00	116B-8	47681-04	65-20	47921-04	36-30	48123-02	127C-15
47583-00	146-32	47684-00	64-16	47936-02	41-54	48138-00	103-37
47601-00	93-3	47690-00	66-10	47936-03	41-54	48139-00	64-1
47603-00	93-4	47695-00	71-19	47938-02	41-88	48158-00	64-1
47607-00	93-113	47695-00	72-39	47938-03	41-88	48160-00	64-15
47615-00	59-26	47700-00	19-34	47938-04	46-33	48160-00	65-8
47615-00	59A-27	47700-01	19-34	47940-05	41-89	48160-01	64-15
47615-00	59B-22	47714-00	93-100	47946-02	118-2	48160-01	65-8
47615-00	60-25	47716-04	32-14	47946-03	118-54	48162-00	21-45
47615-00	60A-19	47716-05	32-14	47949-00	30-13	48162-07	12A-69
47615-02	60A-20	47719-00	37-28	47954-04	33-3c	48165-03	32-28
47616-02	33-8	47720-02	100-18	47955-00	57-31	48179-17	129-3
47631-00	117-2	47721-00	71-23	47955-00	146-15	48179-18	129-3
47633-00	57-5	47722-00	123-4	47958-00	33-3	48179-20	68-30
47633-00	57A-18	47722-01	123-4	47959-00	59-24	48179-23	68-33
47639-00	19A-44	47722-09	123-4	47959-00	60-24	48179-24	68-31
47651-00	86-9	47722-10	123-4	47959-00	62-22	48179-25	68-32
47652-00	71-18	47732-02	130-13	47960-00	59-21	48179-26	129-3
47652-00	72-11	47734-00	93-95	47960-00	60-21	48179-27	129-3
47652-00	112-101	47735-00	93-96	47962-00	19A-51	48179-28	68-33
47652-00	112A-53	47736-00	93-97	47963-00	59-15	48179-29	68-32
47652-00	137-15	47736-00	146-29	47963-00	59A-16	48179-30	129-2
47652-00	137C-45	47736-02	93-97	47963-00	60-15	48179-31	129-1
47655-00	64-2	47736-02	146-29	47964-00	59-23	48179-33	129-27
47659-02	93-111	47737-00	93-98	47964-00	60-23	48179-35	129-26
47659-03	93-112	47737-00	146-30	47965-00	21-50	48179-38	129-26
47660-02	93-115	47737-02	93-98	47968-04	21-51	48179-39	68-33
47660-03	93-114	47737-02	146-30	47989-00	127-71	48179-40	129-1
47660-04	93-14	47738-00	93-99	47989-00	127A-3	48179-41	68-32
47662-00	57-9	47738-00	146-31	47992-00	57-32	48179-42	129A-1
47662-00	57A-9	47741-02	30-16	47992-00	57A-32	48179-43	129A-3
47662-02	57-9	47757-00	13-14	47998-00	35-36	48179-44	129A-2
47662-02	57A-9	47757-00	13A-17	48014-00	93-5	48179-45	129A-3
47664-02	71-25	47757-00	146-54	48014-02	93-5	48179-46	129A-4
47664-02	130-23	47759-00	22-42	48017-00	35-28	48179-47	129A-5
47664-02	130A-21	47782-08	40-59	48021-00	68-51	48179-49	68-32
47664-02	130A-54	47789-00	116-15	48021-00	68A-25	48179-54	68A-35
47664-03	104-54	47789-00	116B-15	48021-00	68B-24	48179-54	68B-34
47664-03	130-24	47793-00	116-16	48021-02	68A-25	48179-56	68A-36
47664-03	130A-22	47793-00	116B-16	48021-02	68B-24	48179-56	68B-35
47664-03	130A-54	47806-00	20-26	48022-00	11-29	48179-64	129A-1
47664-08	130-25	47807-00	112-5	48022-00	146-90	48179-65	68A-35
47664-08	130A-43	47830-00	74A-6	48028-00	105-52	48179-65	68B-34

PIPER PARTS CATALOG

Part Number	Figure and Index No.	Part Number	Figure and Index No.	Part Number	Figure and Index No.	Part Number	Figure and Index No.
48179-67	129A-1	48299-03	27-3	48405-02	55-13	48470-02	30-21
48179-68	129A-3	48299-04	27-4	48405-02	55A-8	48472-00	30-27
48179-69	129A-4	48299-05	27-5	48405-03	55-14	48472-03	30-27
48179-70	129A-4	48309-00	106-16	48405-03	55A-8	48473-02	64-21
48179-71	129A-1	48310-00	106-15	48405-06	55-16	48474-00	30-2
48179-72	129A-1	48313-00	14-5	48405-06	55A-10	48474-02	30-2
48179-73	129A-5	48313-01	14-5	48405-06	130-1	48479-02	30-3
48179-74	129A-2	48323-00	116-33	48405-10	55A-10	48479-03	30-3
48179-75	129A-3	48324-00	116-34	48405-10	130-1	48482-00	93-89
48179-76	129A-3	48330-00	30A-14	48405-12	55A-10	48484-00	93-116
48179-77	129A-3	48348-00	33-2	48405-12	130-1	48488-02	93-88
48179-78	68A-84	48362-00	30-14	48408-00	55-5	48488-03	93-88
48179-78	68B-79	48362-00	33B-8	48411-02	66-4	48488-04	93-88
48179-78	68C-57	48365-02	112-20	48411-03	53-55	48488-05	93-88
48179-80	129A-1	48365-02	112A-24	48412-00	55-4	48491-00	93-88
48179-81	129A-1	48366-03	53-11	48413-02	55-13	48491-02	93-88
48179-83	129A-3	48366-04	53-11	48413-03	55-14	48491-03	93-88
48197-02	53A-17	48366-05	53-12	48415-00	53-54	48491-04	93-88
48197-02	53B-17	48368-00	53-6	48415-01	53-54	48494-00	93-116
48197-02	64-19	48368-03	53A-11	48418-00	32-24	48495-06	93-94
48197-03	53C-20	48368-04	53B-11	48419-02	54-12	48495-12	93-94
48205-00	137C-83	48368-04	53C-9	48419-03	54-16	48495-14	93-94
48217-00	137C-84	48368-05	53B-11	48421-02	53-46	48495-16	93-94
48227-00	67-1	48370-00	53-37	48422-03	55A-1	48495-18	93-94
48227-02	67-11	48370-04	53A-15	48429-02	53-8	48498-00	35-4
48227-03	67-15	48370-04	53B-15	48429-02	53A-24	48499-00	93-117
48238-00	113-44	48370-04	53C-18	48429-04	53-8	48499-02	93-117
48242-00	56-27	48371-00	53-15	48429-04	53A-24	48500-03	93-90
48242-00	146-12	48371-01	53-15	48436-00	48-8	48500-05	93-90
48257-00	116-14	48372-00	57-33	48436-00	97-3	48504-00	35-1
48259-02	116-25	48373-00	57-1	48437-02	96-9	48504-07	35-1
48259-02	116B-25	48376-00	53-2	48437-02	100-8	48506-00	32-23
48259-03	116-24	48377-02	53-13	48437-02	136-55	48506-01	32-23
48259-04	116B-24	48377-03	53-12	48437-04	98-33	48506-04	32-23
48260-02	116-29	48380-02	53-12	48445-02	117-3	48506-05	32-23
48260-02	116B-29	48380-03	53-12	48445-03	117-3	48507-02	57-28
48260-03	116-31	48385-00	56-10	48445-04	117A-3	48507-03	57-28
48260-04	116A-19	48385-01	56-10	48445-05	117A-3	48507-04	57A-28
48260-05	116A-20	48385-02	56-10	48449-00	56-6	48510-00	57-28
48265-00	140-7	48385-03	56-10	48449-02	56-6	48516-00	58-5
48267-00	12-41	48386-00	53-2	48450-03	53-45	48517-00	56-4
48267-00	12A-43	48389-00	53-5	48451-04	53-48	48518-00	58-8
48268-00	12-42	48390-00	53-1	48453-00	56-5	48519-00	56-4
48268-00	12A-44	48390-01	53-1	48455-00	53-9	48520-00	58-1
48269-00	12-38	48391-00	57-3	48455-01	53-9	48520-01	58-1
48269-00	12A-42	48391-03	57-3	48456-00	56-4	48520-04	58-1
48271-00	27-15	48391-05	57-3	48457-00	56-4	48520-05	58-1
48272-00	27-16	48391-06	57-3	48458-02	54-18	48520-08	58-1
48273-00	27-8	48391-07	57A-4	48458-03	54-14	48520-09	58-1
48274-00	27-9	48392-00	53-5	48460-00	36-9	48521-02	58-9
48275-00	27-14	48393-09	53-3	48461-00	64-6	48524-00	53-2
48276-00	27-7	48394-00	53-56	48463-00	32-17	48524-04	53A-2
48276-01	27-7	48396-02	53-25	48463-00	32-34	48525-00	56-5
48284-00	140-3	48396-08	53A-21	48464-04	27-18	48528-00	53-1
48287-00	27-6	48397-09	53-3	48464-05	27-17	48528-01	53-1
48288-00	12-20	48397-12	53-3	48464-06	27-17	48528-04	53A-1
48288-00	12A-22	48398-00	53-56	48464-09	27-18	48528-05	53A-1
48299-00	26-4	48401-00	55-8	48464-09	53A-9	48529-02	61-10
48299-00	27-1	48401-00	55-12	48464-10	27-19	48529-03	59-10
48299-02	27-2	48404-00	55-6	48470-00	30-21	48529-03	60-10

PIPER PARTS CATALOG

Part Number	Figure and Index No.	Part Number	Figure and Index No.	Part Number	Figure and Index No.	Part Number	Figure and Index No.
48530-00	53-2	48551-06	61-1	48659-04	84-32	48966-07	25-17
48530-04	53A-2	48551-09	61-1	48659-04	128-23	48966-08	26-16
48530-06	53B-2	48551-10	61-1	48659-05	19-56	48966-10	25-20
48530-06	53C-2	48551-11	61-1	48659-08	91-21	48966-11	25-18
48531-02	59-9	48551-12	61-1	48659-08	92-9	48966-12	25-21
48531-02	60-9	48553-00	62-10	48659-10	128-22	48966-13	25-19
48531-03	59-9	48558-00	62-9	48661-00	30-29	48992-02	105-37
48531-03	60-9	48560-00	62-1	48661-03	30-29	48999-02	144-10
48531-07	61-9	48560-03	62-1	48662-00	30-28	48999-03	144-11
48532-04	57-15	48560-04	62-1	48662-03	30-28	48999-04	144-3
48534-00	59-11	48560-05	62-1	48663-00	30-18	49056-02	12-63
48534-00	60-11	48560-08	62-1	48665-00	13-6	49056-02	22-46
48534-00	61-11	48560-09	62-1	48665-00	13A-8	49056-04	12-63
48534-00	62-11	48560-10	62-1	48666-03	32-27	49056-04	12A-62
48536-00	59-5	48560-11	62-1	48666-04	30-15	49056-04	22-46
48536-00	60-5	48564-00	56-32	48673-00	140-1	49060-06	53A-8
48536-00	61-5	48567-00	66-6	48673-00	146-38	49060-09	53A-27
48536-00	62-5	48568-00	33-6	48687-00	35-31	49060-13	53A-8
48537-02	59-1	48569-00	33-5	48691-00	67-1	49062-03	53B-31
48537-03	59-1	48579-00	53-54	48732-00	53-7	49063-05	55-4
48537-04	60-1	48579-01	53-54	48732-06	53A-23	49063-05	55A-3
48537-05	60-1	48583-02	33-4	48784-00	146-88	49063-06	55-9
48537-10	59-1	48591-02	21-37	48789-02	30-19	49063-06	55A-4
48537-11	59-1	48591-03	22-22	48807-02	96-30	49063-07	55-10
48537-12	60-1	48597-00	14-44	48808-02	96-31	49063-07	55A-5
48537-13	60-1	48611-00	15-16	48809-02	96-1	49063-12	55A-4
48537-14	59-49	48611-00	15A-15	48811-02	136-87	49065-02	12-64
48537-14	59B-27	48611-01	15-16	48814-05	129-3	49065-04	12-64
48537-14	60-49	48611-01	15A-15	48814-06	129-1	49067-06	53A-8
48537-14	60A-38	48613-02	37-6	48814-07	129A-3	49067-10	53A-8
48537-14	61-41	48613-03	37-6	48814-08	129A-3	49070-06	53A-7
48537-15	59-49	48618-00	123-2	48835-02	143-21	49070-07	54-10
48537-15	59B-27	48625-00	53-49	48853-02	56-30	49072-02	22-22
48537-15	60-49	48625-00	132-15	48853-04	56-30	49072-03	21-37
48537-15	60A-38	48625-00	146-9	48853-06	56-30	49073-02	58-5
48537-18	59-1	48626-00	16-38	48853-08	56-30	49074-04	58-9
48537-19	59-1	48635-04	40-10	48862-02	29-3	49074-05	58-9
48537-20	60-1	48635-00	40-10a	48862-03	29-3	49074-06	58-8
48537-21	60-1	48644-02	32-5	48868-02	48-47	49075-06	53A-10
48537-22	59-1	48644-03	32-3	48869-02	48-46	49075-07	53A-10
48537-23	59-1	48644-04	32-1	48872-02	63-23	49075-14	54-1
48537-24	60-1	48648-00	32-22	48872-02	63B-21	49075-15	54-1
48537-25	60-1	48649-00	32-2	48891-02	93-94	49077-03	53A-7
48537-26	60-1	48649-00	32-4	48892-02	29-17	49077-03	53B-7
48537-27	60-1	48649-00	32-6	48892-05	29-17	49077-06	53B-7
48537-28	59-1	48650-00	32-28	48893-02	19-55	49077-06	53C-11
48537-29	59-1	48652-00	30-24	48898-02	29-20	49078-03	65-1
48537-42	60-1	48652-03	30-24	48898-03	29-20	49078-04	65-3
48537-43	60-1	48652-05	30-24	48899-02	29-31	49078-05	65-2
48537-44	59-1	48654-00	30-30	48901-02	29-30	49078-06	65-4
48537-45	59-1	48654-03	30-30	48903-02	29-29	49078-10	65-3
48537-46	59-1	48656-00	30-26	48903-08	29-29	49078-11	65-19
48537-47	59-1	48656-03	30-26	48908-02	29-28	49078-12	65-19
48543-06	57-15	48656-05	30-26	48918-10	29-1	49078-17	65-1
48547-02	63-14	48657-00	102-3	48920-02	29-19	49079-03	66-1
48549-00	63-14	48657-00	146-39	48966-02	25-13	49080-03	66A-1
48551-00	61-1	48658-00	30-25	48966-03	25-11	49080-04	67-1
48551-03	61-1	48658-03	30-25	48966-04	25-14	49080-07	66A-1
48551-04	61-1	48658-05	30-25	48966-05	25-15	49080-08	67-1
48551-05	61-1	48659-03	84-31	48966-06	25-12	49081-02	21-19

PIPER PARTS CATALOG

Part Number	Figure and Index No.
49083-02	53A-3
49083-04	53A-3
49085-05	57-2
49085-05	57A-2
49085-06	57-2
49085-06	57A-2
49086-02	59-41a
49086-02	59B-26
49086-02	60-41a
49086-02	60A-37
49086-03	59-41a
49086-03	59B-26
49086-03	60-41a
49086-03	60A-37
49086-03	61-39a
49086-04	59-41a
49086-04	59A-52
49086-04	60-41a
49086-05	59-41a
49086-05	59A-52
49086-05	60-41a
49086-05	61-39a
49087-03	117-31
49087-03	117A-22
49087-04	117-31
49087-04	117A-22
49088-02	57-1
49088-06	57-1
49088-06	57A-1
49088-08	57-1
49088-08	57A-1
49089-02	58-4
49089-02	59-4
49089-02	61-4
49089-02	62-4
49090-04	56-5
49090-05	56-4
49090-06	56-4
49090-07	56-2
49090-09	56-6
49090-10	56-7
49090-21	56-1
49090-27	56-8
49090-35	56-2
49090-36	56-8
49090-38	56-5
49091-02	53A-16
49091-02	53B-16a
49091-03	53A-16
49091-03	53B-16a
49091-12	53B-16a
49091-12	53C-42
49091-13	53B-16a
49091-13	53C42
49092-02	59-9
49092-02	60-9
49092-03	59-9
49092-03	60-9
49092-06	59-10
49092-06	60-10

Part Number	Figure and Index No.
49092-07	59-11
49092-07	60-11
49092-07	62-11
49092-07	63A-19
49092-08	59-12
49092-08	60-12
49092-08	61-14
49092-08	62-12
49092-08	63A-20
49092-33	61-9
49092-34	61-10
49092-34	61-11
49093-02	63-22
49094-02	63-26
49095-02	59-5
49095-02	60-5
49095-02	61-5
49095-02	62-5
49095-04	59-6
49095-04	60-6
49095-04	61-6
49095-04	62-6
49096-02	62-9
49096-03	62-11
49096-04	62-10
49096-12	62-10
49097-02	65-11
49097-03	67A-6
49099-02	59-40
49099-02	59B-23
49099-02	60-40
49099-02	60A-34
49099-03	59-40
49099-03	59B-23
49099-03	60-40
49099-03	60A-34
49099-03	61-38
49099-04	58-56
49099-04	59A-51
49099-05	58-56
49099-05	59A-51
49099-10	59-40
49099-10	60-40
49099-11	59-40
49099-11	60-40
49099-11	61-38
49099-12	58-56
49099-13	58-56
49101-02	135-10
49102-02	58-3
49102-02	59B-3
49102-02	60A-3
49102-02	63-13
49102-02	63B-12
49102-04	58-3
49103-02	60-4
49104-04	63-27
49105-02	56-32
49108-02	54-18
49108-03	54-14

Part Number	Figure and Index No.
49108-04	54-12
49108-05	54-16
49109-02	18-57
49111-02	33-5
49116-02	53A-4
49118-02	66A-12
49118-02	67-8
49118-04	67-8
49120-02	65-12
49120-03	65-12
49121-02	65-12
49121-03	65-12
49121-04	65-12
49124-02	53A-28
49124-02	53B-26
49124-02	53C-21
49124-02	53C-44
49124-03	53A-28
49124-03	53B-26
49127-02	57-2
49131-02	27-11a
49148-02	56-22
49148-03	56-21
49155-02	58-9a
49167-02	129B-7
49167-04	129A-2
49167-05	126-41
49167-06	121B-46
49167-07	121B-46
49167-08	121B-46
49172-02	21-59
49172-02	21A-75
49172-02	146-70
49183-06	53B-8
49183-14	53B-8
49184-06	53B-7
49184-15	53C-11
49185-06	53B-8
49187-02	17-12
49187-02	17-14
49187-03	18-19
49187-04	17-13
49188-02	16-61
49188-07	16-62
49188-12	16-62
49189-02	18-20
49192-02	17-12
49192-03	17-13
49192-04	17-15
49192-05	18-19
49192-05	18-20
49193-02	56-23
49193-03	56-23
49193-04	56-24
49193-05	56-24
49194-02	17-16
49194-03	17-16
49196-03	129A-39
49199-02	125A-15
49199-02	125B-23

Part Number	Figure and Index No.
49200-02	125A-4
49200-03	125B-4
49201-02	125A-5
49201-03	125A-5
49202-02	125A-3
49202-03	125B-3
49204-02	125A-2
49205-03	24-78
49227-04	66-1
49227-05	66-1
49227-14	66-1
49227-15	66-1
49231-02	102-81
49236-02	53B-18
49236-02	53B-19
49236-03	53B-18
49236-03	53B-19
49236-12	53B-19
49236-13	53B-19
49236-19	53B-19
49236-20	53B-19
49245-02	112-91
49245-02	112A-65
49246-02	112-89
49247-02	112-92
49247-02	112A-66
49257-02	53B-2
49261-02	99-14
49262-02	53B-31
49264-02	53B-13
49265-02	99-6
49269-02	65-8
49269-02	65A-9
49269-03	65-8
49269-03	65A-9
49270-04	27-18
49270-04	53B-9
49270-04	53C-13
49270-14	27-18
49270-14	53B-9
49272-02	117B-13
49272-02	117C4
49274-02	112-98
49274-02	112A-74
49276-02	54-18
49276-03	54-12
49276-03	54-14
49276-04	54-16
49276-15	54-21
49276-15	54-23
49279-02	112-97
49279-02	112A-73
49284-02	127-50
49284-03	127-50
49284-04	127-50
49284-05	127-50
49296-02	63-27
49296-02	63B-25
49302-02	36-12
49302-03	36-13

PIPER PARTS CATALOG

Part Number	Figure and Index No.	Part Number	Figure and Index No.	Part Number	Figure and Index No.	Part Number	Figure and Index No.
49305-02	112-89	49324-11	63A-4	49434-02	120A-34	49538-04	89A-31
49305-02	112A-63	49324-15	59-6	49435-02	120A-38	49538-05	89A-31
49306-02	112-90	49324-15	59A-3	49439-02	136-11	49539-02	89-11
49306-02	112A-64	49324-15	61-6	49439-02	137-6	49539-02	89A-11
49310-04	58-9	49324-15	63A-4	49439-02	137A-9	49541-02	89-55
49310-05	58-9	49324-16	59-6	49443-02	30-21	49541-02	89A-23
49310-17	58-8	49324-16	59A-3	49443-05	30-21	49542-02	89-14
49310-18	58-8	49324-16	62-6	49444-02	30-2	49542-02	89A-14
49310-29	58-9	49326-02	59-9	49444-05	30-2	49543-02	89-12
49310-30	58-9	49326-02	60-9	49445-02	27-29	49543-02	89A-12
49310-31	58-9	49326-03	59-9	49445-03	27-29	49543-03	89-12
49310-32	58-9	49326-03	60-9	49451-02	83B-2	49543-03	89A-12
49315-02	125-6	49326-05	61-9	49456-02	7-98	49544-02	89A-22
49315-02	125A-11	49328-02	60-4	49457-02	7-97	49544-03	89A-22
49320-02	59-5	49328-03	60-4	49457-03	7-97	49545-02	89-15
49320-02	60-5	49329-02	62-9	49467-02	112A-43	49545-02	89A-15
49320-03	59-5	49329-10	62-9	49478-02	112-12	49547-02	119A-58
49320-03	60-5	49335-02	58-5	49478-02	112A-16	49549-02	102-86
49320-18	62-5	49335-03	58-5	49487-02	120A-41	49550-02	102-64
49320-19	61-5	49336-02	112-99	49488-02	137A-39	49551-02	102-87
49320-19	63A-2	49336-04	112-99	49489-02	137A-37	49552-03	102-88
49320-20	59-5	49336-04	112A-75	49493-02	137A-41	49553-02	102-91
49320-20	59A-2	49337-02	58-4	49494-06	9-28	49553-04	102-91
49320-20	59B-5	49337-03	58-4	49494-07	9-28	49554-02	102-89
49320-20	60-5	49337-10	58-4	49494-08	9-27	49556-02	102-83
49320-20	60A-5	49337-11	58-4	49494-09	9-27	49557-02	102-82
49320-20	62-5	49338-02	112-100	49496-04	120A-46	49565-02	127-1
49320-21	59-5	49338-02	112A-76	49496-05	119A-7	49565-05	127-1
49320-21	59A-2	49339-02	63-26	49496-06	119A-61	49565-07	127A-1
49320-21	59B-5	49339-02	63B-24	49496-07	119A-60	49568-04	137B-51
49320-21	60-5	49350-02	63-22	49497-02	119A-62	49572-02	12-34
49320-21	60A-5	49357-02	63A-5	49497-02	120A-42	49572-02	25-2
49320-21	61-5	49359-02	63-3	49497-03	119A-62	49582-02	102-94
49320-21	63A-2	49359-08	63-3	49497-03	120A-45	49588-06	2-1a
49320-22	59-S	49359-09	63-3	49498-02	12-12	49588-07	2-1a
49320-22	62-5	49360-03	66A-14	49498-02	12A-13	49588-08	2-1a
49320-23	59-5	49370-02	125A-18	49498-05	12-14	49588-09	2-1a
49320-23	61-5	49370-03	125B-11	49498-05	12A-15	49588-10	2-67
49320-23	63A-2	49374-02	146-76	49498-05	25-5	49588-11	2-67
49320-24	59A-2	49375-02	146-75	49498-06	12-14	49593-02	68B-10
49320-25	59A-2	49380-02	121-4	49498-06	12A-15	49594-02	68B-15
49321-02	59-4	49380-09	121-4	49498-06	25-5	49598-02	119A-11
49321-02	62-4	49384-02	85-59	49499-02	120A-43	49607-02	119A-58
49321-03	59-4	49384-02	86-54	49513-02	37-30	49608-02	119A-12
49321-03	61-4	49385-02	85-58	49517-02	128-34	49609-02	112A-20
49324-02	62-6	49385-02	86-53	49518-02	128-32	49610-02	130A-2
49324-03	61-6	49386-02	85-73	49525-02	119A-59	49611-02	132-20
49324-03	63A-4	49386-02	86-64	49525-03	119A-59	49611-03	132-20
49324-10	59-6	49389-02	68-19	49526-02	53A-33	49613-02	10-1
49324-10	59A-3	49389-02	68A-19	49526-02	53B-32	49613-03	10-1
49324-10	59B-4	49389-02	68B-18	49526-03	53A-33	49618-02	16-32
49324-10	60-6	49389-02	68C-17	49526-03	53B-32	49621-02	119A-55
49324-10	60A-6	49407-02	112A-110	49530-02	12-1	49623-02	90-18
49324-10	62-6	49415-06	101-3	49532-02	133-36	49627-02	120A-44
49324-11	59-6	49415-07	101-3	49533-02	133-29	49628-02	94-18
49324-11	59A-3	49432-02	127-52	49534-02	133-26	49629-02	12-64a
49324-11	59B-4	49432-02	127A46	49535-02	89A-29	49629-02	12A-63
49324-11	60-6	49432-02	1278-6	49535-03	89A-29	49630-02	146-55
49324-11	60A-6	49432-03	127D-21	49536-02	89A-32	49631-02	68A-71a
49324-11	61-6	49433-02	120A-1	49537-02	89A-33	49631-02	68B-47a

PIPER PARTS CATALOG

Part Number	Figure and Index No.
49631-02	68C-47a
49633-02	Misc.
49633-03	Misc.
49633-04	Misc.
49633-07	Misc.
49636-02	66-8
49638-02	72A-2
49642-02	11-30
49643-02	81A-5
49644-02	68A-77
49644-02	68B-73
49644-02	68C-53
49648-02	72A-1
49648-08	72A-1
49655-02	137A-34
49655-02	137B-47
49655-03	137A-34
49661-02	53B-1
49661-03	53B-1
49662-02	53B-28
49662-03	53B-28
49663-02	117B-15
49663-03	117B-15
49663-04	117B-15
49663-05	117B-15
49663-08	53B-3
49663-09	117B-15
49663-11	117B-15
49663-12	53B-3
49664-02	81A-8
49666-02	137A-44
49667-02	53B-4
49667-02	53C-4
49667-11	53B-4
49667-11	53C-4
49667-12	53B-4
49667-12	53C-4
49669-02	53B-33
49669-03	53B-33
49672-02	137A-43
49673-02	137A-35
49677-02	68B-16
49678-02	137A-36
49679-02	15-10a
49679-02	15A-6
49684-02	68A-9
49684-02	68B-8
49684-02	68C-8
49686-02	116A-29
49687-02	21-21
49687-02	21A-21
49687-03	21-21
49687-03	21A-21
49688-02	132-25
49689-02	100-16
49691-02	34-13
49692-02	34-14
49696-02	116A-22
49697-02	116A-24
49698-02	116A-25

Part Number	Figure and Index No.
49699-02	116A-26
49701-02	116A-17
49701-03	116A-18
49702-02	116A-16
49706-02	59-4
49706-02	62-4
49706-03	59-4
49706-03	61-4
49709-02	132-21
49709-03	132-21
49710-02	132-26
49718-02	101-6
49731-02	7-3a
49731-03	7-3a
49735-02	60-4
49735-02	60A-4
49735-03	60-4
49735-03	60A-4
49735-17	60-4
49735-18	60-4
49737-02	70-62
49738-02	70-62
49740-02	7-95
49740-03	7-95
49741-02	8-50
49741-03	8-50
49743-02	2-62
49743-03	2-62
49745-02	8-48
49755-02	116-57
49755-02	116A-41
49755-02	119A-69
49755-02	119B-39
49770-02	130A-1
49772-02	130A-37
49777-02	137A-3
49778-02	137A-48
49779-02	136-115
49779-02	137A-42
49779-02	137B-11
49794-02	83A-1
49801-02	137A-6
49806-02	146-89
49809-02	146-88
49822-02	116A-30
49827-02	119-22
49828-02	119-64
49829-02	119-10
49832-02	83A-11
49833-02	83A-10
49836-02	130-46
49837-02	12-17
49837-02	12A-19
49837-03	12-17
49837-03	12A-19
49838-02	53B-37
49838-02	53C-49
49842-02	119A-1
49844-02	24-63
49844-04	24-64

Part Number	Figure and Index No.
49845-02	21-58
49845-03	21-58
49845-03	21A-51
49845-04	21-58
49845-04	21A-51
49845-05	21-58
49845-05	21A-51
49845-06	21-58
49845-06	21A-51
49846-12	53B-18
49846-13	53B-18
49847-02	21-47
49847-04	21-47
49847-04	21A-41
49849-02	66A-18
49851-02	112-86
49851-02	112A-55
49853-02	25-8
49918-02	53B-4
49918-02	117B-14
49918-03	53B-4
49918-03	117B-14
49922-02	117B-15
49922-03	117B-15
49922-08	117B-15
49922-09	117B-15
49922-10	53B-3
49922-11	53B-3
49947-02	145-2
49954-02	112A-65
49955-02	112-42
49955-02	112A-58
49956-02	112A-66
49962-02	100-19
49964-02	129B-6
49967-02	127C-39
49968-02	127C-40
49972-02	2-65
49972-02	38-74
49972-02	40-77
49972-04	40-69
49972-05	40-77
49979-04	29-32
49979-04	73-69
49979-04	73A-69
49979-05	79-12
49979-06	79-14
49979-07	64-5
49979-16	107-40
49979-16	107A-22
49981-02	15-19
49981-09	100-12a
49981-09	136-59a
49981-10	73-74
49981-10	73A-74
49981-11	73-74
49981-11	73A-74
49982-06	63-7
49982-06	63B-7
49982-07	32-10

Part Number	Figure and Index No.
49982-08	32-9
49982-21	99-47
49982-27	59-50
49982-27	59B-35
49982-27	60-50
49982-27	60A-40
49982-27	61-33
49982-28	59-51
49982-28	59B-35
49982-28	60-51
49982-28	60A-40
49982-28	61-34
49982-31	59-52
49982-31	59A-58
49982-31	59B-34
49982-31	60-52
49982-31	60A-39
49982-31	61-30
49982-31	62-33
49982-31	63A-27
49982-41	125A-34
49985-02	145-1
49989-02	118-51
49989-03	112-53
49989-03	112A-92
49989-04	112-54
49989-04	112A-93
49989-05	112-55
49989-05	112A-94
49989-07	112-56
49989-07	112A-95
49989-08	112-57
49989-08	112A-96
49989-09	119-31
49989-09	119A-31
49989-09	120-26
49989-09	120A-26
49989-10	120-24
49989-10	120A-24
49990-03	112-82
49990-04	118-4
49990-05	118-5
49990-06	112-45
49990-06	112A-35
49990-06	117C-71
49990-07	112-46
49990-07	112A-36
49990-08	112-47
49990-08	112A-37
49990-09	120A-36
49990-10	119-32
49990-10	119A-32
49990-10	120-22
49990-10	120A-22
49990-10	125C-38
49990-13	120-3
49990-13	120A-3
49990-13	125C-39
49990-15	112-49
49990-15	117C-57

PIPER PARTS CATALOG

Part Number	Figure and Index No.	Part Number	Figure and Index No.	Part Number	Figure and Index No.	Part Number	Figure and Index No.
49990-23	120A-36	50044-00	80-29	50080-00	6-4	50127-04	5-17
49990-25	117C-70	50044-01	80-29	50080-01	6-4	50127-05	5-17
49990-29	117C-58	50046-00	125-13	50084-00	5-30	50127-06	5-36
49997-13	123-3	50046-00	125A-6	50084-01	5-30	50128-04	5-16
49997-14	117-1	50049-00	2-37	50087-00	125-7	50128-05	5-16
49997-19	117-16	50052-00	2-38	50087-00	125A-9	50128-06	5-44
49997-19	117A-20	50053-00	125-15	50089-04	80-83	50129-04	5-34
49997-19	117B-4	50053-00	125A-7	50089-05	80-83	50129-05	5-34
49997-22	123-3	50055-00	73-5	50089-06	80-3	50129-06	5-43
49997-24	123-10	50055-00	73A-5	50089-07	80-3	50129-07	5-43
49997-25	123-3	50057-00	14-13	50090-04	80-2	50133-00	122-14
49998-03	63-49	50057-00	14A-2	50090-05	80-2	50135-00	125-1
49998-03	63A-38	50062-00	6-13	50090-06	80-84	50135-02	125A-1
49998-03	63B-46	50062-01	6-13	50090-07	80-84	50135-03	125A-1
49998-08	120A-20	50063-00	80-82	50090-12	80-2	50138-00	86-28
49998-09	70-24	50063-01	80-82	50092-00	80-4	50140-00	122-12
49998-09	71-4	50067-00	7-46	50092-01	80-4	50144-00	122-2
49998-10	70-25	50067-01	7-46	50094-00	78-12	50144-01	122-2
49998-10	71-6	50068-00	125-8	50098-00	5-19	50150-00	74-40
49998-17	124-26	50068-00	125A-10	50098-01	5-19	50152-00	105-27
49998-28	85-78	50069-00	125-14	50099-00	6-3	50154-00	107-10
49998-28	86-77	50069-00	125A-8	50099-01	6-3	50154-00	107A-10
49998-33	76-6	50072-00	14-79	50102-00	7-3	50154-01	107-10
49998-35	63-48	50072-00	14A-80	50102-01	7-3	50154-01	107A-10
49998-35	63A-55	50073-00	7-61	50102-14	7-3	50155-02	87-17
49998-37	128-48	50073-01	7-61	50102-15	7-3	50155-03	87-17
49998-37	137A-30	50075-00	9-1	50102-22	7-3	50155-30	87-18
49998-44	137A-54	50075-01	9-1	50102-23	7-3	50155-31	87-18
49998-45	63B-45	50075-02	9-3	50104-02	7-77	50155-38	87-17
49998-45	63-48	50075-03	9-3	50104-03	7-77	50155-39	87-17
49998-45	63A-55	50075-04	9-5	50104-04	7-78	50155-40	87-18
49999-03	6-6	50075-05	9-5	50104-05	7-78	50155-41	87-18
49999-17	38-56	50075-08	9-12	50104-22	7-77	50156-00	80-43
49999-22	73-97	50075-09	9-11	50104-23	7-77	50156-01	80-43
49999-23	100-36	50075-10	9-7	50104-24	7-78	50156-02	80-88
49999-32	100-25	50075-11	9-7	50104-25	7-78	50156-03	80-88
49999-34	66-12	50075-12	9-9	50107-20	78-20	50156-04	80-89
49999-34	67-14	50075-13	9-9	50107-20	78A-34	50156-05	80-89
49999-34	104-69	50075-16	9-14	50107-22	78-11	50157-00	107-11
49999-35	31-38	50075-17	9-13	50107-23	78-11	50157-00	107A-11
49999-43	100-21	50075-20	9-1	50107-25	78-11	50157-01	107-11
49999-44	52A-43	50075-21	9-1	50107-26	78-11	50157-01	107A-11
49999-45	41-39a	50075-22	9-5	50107-27	78-11	50158-00	80L-51
50010-00	7-64	50075-23	9-5	50107-28	78-11	50158-01	80-51
50010-01	7-64	50075-26	9-1	50109-03	13-10	50159-00	80-26
50014-00	73-44	50075-27	9-1	50109-03	13A-13	50159-01	80-26
50014-00	73A-44	50075-28	9-9	50109-03	14-82	50160-00	85-34
50014-09	73A-44	50075-29	9-9	50110-02	125-11	50160-00	86-27
50014-10	73A-44	50075-30	9-5	50111-00	58-24	50163-00	107-14
50016-00	7-63	50075-31	9-5	50115-00	5-22	50165-00	74-25
50016-01	7-63	50075-32	9-6	50115-01	5-22	50165-02	74-38
50028-00	105-19	50075-33	9-6	50118-04	125-2	50165-03	74-25
50030-00	80-28	50075-34	9-4	50119-00	7-48	50166-00	4-33
50030-01	80-28	50075-35	9-4	50119-01	7-48	50166-00	5-37
50033-00	125-4	50076-00	80-50	50124-00	6-41	50169-00	125-9
50033-00	125A-12	50076-01	80-50	50124-01	6-41	50169-00	125A-19
50034-00	8-39	50077-00	6-3a	50125-00	80-45	50169-02	125B-15
50034-01	8-39	50078-00	5-27a	50125-01	80-45	50174-00	80-25
50043-00	125-5	50079-00	7-3a	50126-00	6-40	50174-01	80-25
50043-00	125A-13	50079-01	7-3a	50126-01	6-40	50180-00	80-56

PIPER PARTS CATALOG

Part Number	Figure and Index No.
50180-01	80-56
50186-09	4-27
50186-10	4-27
50189-00	74-53
50189-00	74A-21
50190-00	14-71
50194-00	78-34
50196-00	73-6
50196-00	73A-6
50197-00	5-21
50198-00	5-39
50202-02	5-20
50202-03	3-16
50203-00	5-40
50203-00	92-12
50209-00	84-3
50210-00	80-20
50210-02	80-20
50210-19	80-20
50210-20	80-20
50210-25	80-20
50210-26	80-20
50210-33	80-20
50210-34	80-20
50213-00	80-21
50213-02	80-21
50216-02	84-15
50216-02	146-21
50216-03	84-16
50216-03	146-22
50216-04	84-17
50216-04	146-23
50216-05	84-18
50216-05	146-24
50216-06	84-19
50216-06	146-25
50216-07	84-16
50216-08	84-15
50218-00	3-12
50218-01	3-12
50219-00	92-6
50219-01	92-6
50219-02	92-6
50219-03	92-6
50220-00	80-44
50220-01	80-44
50222-00	3-21
50222-01	3-21
50223-00	3-14
50223-01	3-14
50224-00	3-15
50224-01	3-15
50225-00	3-13
50225-01	3-13
50226-00	87-43
50229-03	80-36
50229-05	80-62
50229-07	80-63
50229-10	80-64
50229-11	80-64

Part Number	Figure and Index No.
50229-12	80-68
50229-13	80-71
50229-15	80-69
50229-24	80-36
50229-27	80-62
50229-31	80-63
50229-33	80-36
50229-37	80-69
50233-00	84-2
50234-00	84-1
50235-01	80-78
50235-04	80-78
50236-04	80-10
50236-05	80-10
50236-08	80-9
50236-09	80-9
50236-10	80-8
50236-11	80-8
50238-00	8945
50238-00	89A-40
50239-00	81-9
50239-02	81-9
50239-02	81A-9
50240-00	93-92
50240-00	146-27
50242-00	6-24
50242-01	6-24
50243-00	6-22
50243-01	6-22
50244-00	6-20
50244-01	6-20
50254-00	73-49
50261-00	122-38
50263-00	5-47
50263-04	5-47
50270-02	81-13
50270-02	81A-13
50272-00	122-39
50273-04	21-53
50273-05	21-53
50278-00	78-1
50278-12	78A-1
50279-00	21-23
50279-00	21A-23
50280-00	94-22
50286-00	80-1
50286-01	80-1
50286-02	80-1
50286-03	80-1
50286-04	80-1
50286-05	80-1
50286-06	80-1
50286-07	80-1
50287-00	94-52
50287-01	94-15
50287-02	94-16
50287-03	94-17
50287-08	94-61
50289-02	5-13
50289-03	5-13

Part Number	Figure and Index No.
50293-04	80-81
50293-05	80-81
50293-08	80-80
50293-09	80-80
50293-12	80-79
50293-13	80-79
50294-00	80-52
50294-01	80-52
50295-02	6-8
50295-03	6-8
50295-04	7-6
50295-05	7-6
50302-02	3-3
50302-03	3-3
50302-04	3-5
50302-05	3-5
50302-06	4-1
50302-07	4-1
50302-12	4-14
50302-13	4-14
50302-14	4-8
50302-15	4-8
50302-16	3-1
50302-17	3-1
50302-22	3-1
50302-23	3-1
50302-24	3-1
50302-25	3-1
50302-26	3-1
50302-27	3-1
50302-30	3-1
50302-31	3-1
50302-34	3-1
50302-35	3-1
50302-36	3-5
50302-37	3-5
50304-02	5-15
50304-03	5-15
50304-04	5-9
50304-05	5-9
50304-08	5-9
50304-09	5-9
50304-10	3-2
50304-10	5-1
50304-11	3-2
50304-11	5-1
50304-12	5-2
50304-13	5-2
50304-15	5-15
50304-17	3-2
50304-17	5-1
50304-20	3-2
50304-20	5-1
50304-22	3-2
50304-22	5-1
50305-02	80-38
50305-03	80-38
50305-04	80-39
50305-05	80-39
50305-06	80-37

Part Number	Figure and Index No.
50305-07	80-37
50306-00	5-29
50306-00	6-1
50306-01	5-29
50306-01	6-1
50307-00	7-1
50307-01	7-1
50307-02	7-1
50307-03	7-1
50307-04	7-1
50307-05	7-1
50307-06	7-1
50307-07	7-1
50307-08	7-1
50307-09	7-1
50308-00	6-2
50308-01	6-2
50310-00	5-27
50310-01	5-27
50310-31	5-27
50310-34	5-27
50312-00	7-2
50312-01	7-2
50312-20	7-2
50312-21	7-2
50319-02	74-3a
50319-03	74-3b
50320-00	74-1
50320-05	74-2
50320-06	74-3
50323-00	7-86
50323-01	7-86
50324-00	74-16
50324-10	74-17
50324-11	74-18
50324-12	74-19
50324-13	74-19a
50324-14	74-19a
50325-04	4-5
50325-05	4-5
50327-00	119-29
50327-00	119A-29
50327-01	119-29
50327-01	119A-29
50327-02	119A-29
50327-03	119A-24
50328-00	119-27
50328-00	119A-27
50328-02	120-21
50328-02	120A-21
50328-03	120A-21
50329-02	79-16
50329-03	79-16
50330-02	79-17
50330-03	79-17
50331-00	93-1
50331-00	94-1
50331-02	93-1
50331-02	94-1
50331-03	93-1

PIPER PARTS CATALOG

Part Number	Figure and Index No.	Part Number	Figure and Index No.	Part Number	Figure and Index No.	Part Number	Figure and Index No.
50331-03	94-1	50365-00	122-1	50417-00	122-13	50481-03	15-1
50331-04	93-1	50367-10	7-16	50420-00	89-15	50481-04	14-23
50331-04	94-1	50367-11	7-16	50422-02	80-15	50481-04	15-1
50334-00	74-12	50367-12	7-17	50422-03	80-16	50481-08	14-23
50335-05	79-9	50367-13	7-17	50422-03	80-19	50481-08	15-1
50335-06	79-8	50367-14	7-14	50424-00	80-67	50481-10	14-23
50336-03	79-21	50367-15	7-14	50425-00	86-70	50481-10	15-1
50336-04	79-6	50367-18	7-15	50425-02	86-70	50485-00	76-14
50336-05	79-21	50367-19	7-15	50426-00	112-40	50486-02	79-10
50338-00	120-23	50368-00	122-36	50427-00	112-41	50487-00	79-33
50338-00	120A-23	50373-00	7-34	50432-00	80-85	50488-00	122-17
50339-02	7-9	50373-01	7-34	50433-00	89-5	50489-00	122-16
50339-03	7-9	50374-02	6-31	50433-00	89A-5	50492-00	70-2
50339-06	7-8	50374-03	6-31	50434-00	13-34	50492-02	70-2
50339-07	7-8	50374-04	6-30	50435-02	80-66	50495-02	76-7
50340-02	7-40	50374-05	6-30	50437-00	24-19	50498-00	80-42
50340-03	7-40	50377-02	7-21	50437-04	24-19	50498-01	80-42
50340-04	6-36	50377-03	7-21	50437-05	24-19	50498-02	80-42
50340-05	6-36	50377-04	7-20	50438-00	89-4	50498-03	80-42
50340-06	6-38	50377-05	7-20	50438-00	89A-4	50501-00	119-34
50340-07	6-38	50377-06	7-19	50439-00	89-3	50501-00	119A-34
50340-14	6-37	50377-07	7-19	50439-00	89A-3	50509-00	73-28
50340-15	6-37	50377-16	7-18	50440-00	17-22	50509-00	73A-28
50340-16	6-39	50377-17	7-18	50441-00	16-18	50509-00	73A-31
50340-17	6-39	50382-00	7-35	50442-00	89-1	50512-03	73-29
50340-18	7-41	50382-01	7-35	50442-00	89A-1	50512-03	73A-29
50340-19	7-41	50384-00	79-22	50443-00	80-72	50512-04	75-7
50343-00	119-30	50386-00	120-12	50443-02	131-12	50513-00	86-30
50343-00	119A-30	50386-00	120A-12	50445-00	89-11	50514-00	85-22
50343-01	119-30	50389-02	7-37	50450-00	89-12	50514-00	86-12
50343-01	119A-30	50389-03	7-37	50450-01	89-12	50517-00	73-33
50344-00	119-26	50389-04	7-36	50451-00	89-7	50517-00	73-34
50344-00	119A-28	50389-05	7-36	50451-00	89A-7	50517-00	73A-33
50344-01	119-28	50389-06	6-33	50451-01	89-7	50517-00	73A-34
50344-01	119A-28	50389-07	6-33	50451-01	89A-7	50517-04	73-33
50347-04	6-27	50389-10	6-32	50453-00	125-12	50517-04	73A-33
50347-05	6-27	50389-11	6-32	50457-00	89-6	50518-00	73-33
50347-06	6-26	50389-12	7-39	50457-01	89-6	50518-00	73-34
50347-07	6-26	50389-13	7-39	50459-00	14-50	50518-00	73A-33
50352-00	79-2	50389-14	7-38	50459-00	14A-59	50518-00	73A-34
50352-05	79-2	50389-15	7-38	50459-01	14-50	50519-00	85-23
50358-02	7-13	50389-18	6-34	50459-01	14A-59	50519-00	86-11
50358-03	7-13	50389-19	6-34	50463-00	89-14	50520-04	78-28
50358-04	7-12	50389-20	6-35	50463-01	89-14	50522-00	73-24
50358-05	7-12	50389-21	6-35	50466-00	15A-9	50522-00	73A-24
50358-18	7-12	50390-00	120-11	50471-00	18-44	50522-02	73A-24
50358-19	7-12	50390-00	120A-11	50474-00	80-73	50526-00	80-49
50359-04	6-28	50393-00	4-10	50477-00	107-7	50526-02	80-49
50359-05	6-28	50398-00	85-38	50477-00	107A-7	50527-00	70-33
50359-06	6-29	50409-00	17-26	50478-00	107-8	50529-00	119-24
50359-07	6-29	50410-00	124-28	50478-00	107A-8	50529-00	119A-24
50360-02	7-33	50413-00	89-2	50479-00	90-4	50537-00	126-21
50360-03	7-33	50413-00	89A-2	50479-00	107-28	50540-02	14-73
50360-06	7-32	50413-01	89-2	50479-00	107A-28	50540-02	14A-75
50360-07	7-32	50413-01	89A-2	50480-00	15-5	50541-02	81-1
50362-00	85-35	50414-00	85-65	50480-04	15-5	50541-02	81A-1
50363-00	79-3	50414-00	86-24	50480-08	15-5	50541-03	81-1
50363-07	79-3b	50415-00	89-10	50481-00	14-23	50541-03	81A-1
50363-08	79-3a	50415-00	89A-10	50481-00	15-1	50541-10	81-1
50363-17	79-3	50416-03	87-22	50481-03	14-23	50541-11	81-1

PIPER PARTS CATALOG

Part Number	Figure and Index No.
50543-00	119-26
50543-00	119A-26
50543-01	119-26
50543-01	119A-26
50544-00	120-10
50544-00	120A-10
50545-00	86-9
50548-00	21-46
50549-05	24-1
50549-07	24-1
50550-00	13-9
50550-00	13A-12
50551-00	13-59
50551-00	13A-70
50553-02	73-25
50553-02	73A-25
50553-02	90-10
50553-03	73-26
50553-03	73A-26
50554-00	73-27
50554-00	73A-27
50558-00	72A-4
50558-00	119-18
50558-00	119A-18
50558-00	119B-16
50558-02	72A-4
50559-00	119-44
50559-00	119A-44
50560-00	78-4
50560-00	78A-4
50560-00	146-20
50564-00	120-1
50565-00	68A-16
50565-02	68-16
50567-00	74-6
50574-00	74-21
50574-00	74A-1
50574-05	74-23
50574-05	74A-3
50574-07	74-24
50574-07	74A-4
50579-00	112-70
50579-00	112A-86
50581-00	70-4
50583-00	70-5
50584-02	70-7
50584-03	70-6
50585-00	70-1
50587-00	131-9
50587-02	131-9
50588-00	120-14
50588-00	120A-14
50588-01	120-14
50588-01	120A-14
50589-00	68-15
50589-00	68A-24
50589-00	68B-23
50589-00	68C-22
50593-00	73-50
50594-00	80-22

Part Number	Figure and Index No.
50594-01	80-22
50595-02	85-1
50595-02	86-1
50595-04	85-1
50595-04	86-1
50596-00	120-16
50596-00	120A-16
50599-00	120-7
50599-00	120A-7
50604-02	80-53
50604-03	80-53
50604-04	80-54
50604-05	80-54
50604-08	80-55
50604-09	80-55
50604-10	80-57
50604-12	80-57
50604-15	80-58
50604-16	80-59
50604-17	80-60
50604-18	80-61
50604-21	80-55
50604-22	80-55
50604-23	80-59a
50604-25	80-61a
50608-02	72-13
50612-00	12-54
50614-02	120-17
50614-02	120A-17
50614-03	120-18
50614-03	120A-18
50615-00	73-35
50615-00	73A-35
50618-00	84-20
50639-00	84-11
50640-02	79-7
50640-03	79-5
50642-00	73-19
50642-00	73A-19
50642-00	73A-54
50642-00	75-14
50642-00	79-20
50645-00	84-21
50649-00	56-9
50649-00	146-13
50653-00	70-32
50653-02	70-55
50655-00	70-11
50673-00	76-8
50682-00	121-2
50682-00	121B-1
50699-00	10-1
50699-02	10-1
50716-00	128-15
50717-00	128-16
50718-00	129-28
50722-00	83-1
50723-00	129-9
50725-02	129-4
50726-00	130-29

Part Number	Figure and Index No.
50731-00	126-3
50737-03	126-15
50738-31	129A-21
50743-00	126-16
50743-00	146-35
50744-00	129-12
50754-00	127-6
50756-00	127-1
50762-00	127-45
50762-03	127-45
50764-00	129-33
50764-00	129A-19
50764-02	129A-19
50769-00	112-42
50770-00	112-86
50774-00	130-28
50774-00	130A-34
50784-00	127-38
50784-00	127A-38
50784-00	127B-34
50791-00	130-2
50800-00	128-20
50803-02	78-37
50803-03	78A-40
50804-02	78-38
50804-02	78A-41
50806-00	129-30
50809-00	122-35
50810-00	74-56
50813-00	74-77
50813-00	74A-67
50814-00	74-78
50815-00	74-55
50815-01	74-55
50816-00	120-5
50816-00	120A-5
50819-00	74-7
50820-00	14-66
50821-00	74-4
50824-00	120-8
50824-00	120A-8
50825-00	120-15
50825-00	120A-15
50836-00	73-3
50836-00	73A-3
50836-00	82-1
50836-00	133-1
50839-00	74-5
50840-00	74-8
50846-00	84-14
50848-00	74-13
50856-00	80-76
50856-00	87-21
50856-00	91-16
50859-00	73-48
50859-00	73A-48
50868-00	120-19
50868-00	120A-19
50868-01	120-19
50868-01	120A-19

Part Number	Figure and Index No.
50868-03	125C-35
50869-00	127-39
50869-00	127A-39
50869-00	127B-36
50882-00	86-10
50883-00	85-21
50898-00	73-7
50898-00	73A-7
50908-00	77-13
50909-00	77-9
50909-00	79-18
50910-00	79-19
50913-00	124-16
50914-00	124-16
50920-00	16-32
50922-00	124-11
50923-00	119A-47
50923-00	119B-14
50923-00	124-18
50924-00	16-19
50928-00	80-27
50928-01	80-27
50929-02	80-5
50929-03	80-5
50929-04	80-6
50929-05	80-6
50929-06	80-7
50929-09	80-7
50932-02	80-31
50932-03	80-31
50932-04	80-32
50932-05	80-32
50932-06	80-33
50932-07	80-33
50932-08	80-34
50932-09	80-34
50935-00	80-11
50935-01	80-11
50936-00	80-12
50936-01	80-12
50937-00	80-70
50939-02	80-30
50939-03	80-30
50940-00	122-3
50940-02	122-3
50945-04	80-17
50945-05	80-17
50945-06	80-13
50945-07	80-13
50945-10	80-14
50945-11	80-14
50945-13	80-17
50945-14	80-17
50946-02	80-75
50946-03	87-20
50946-04	91-17
50946-05	92-18
50950-00	14-74
50950-00	14A-76
50950-01	14-74

PIPER PARTS CATALOG

Part Number	Figure and Index No.	Part Number	Figure and Index No.	Part Number	Figure and Index No.	Part Number	Figure and Index No.
50950-01	14A-76	51028-00	86-14	51094-07	38-15	51144-00	129-11
50953-00	89-37	51032-00	85-58	51094-08	38-8	51144-00	129A-10
50953-00	89A-37	51032-00	86-53	51094-09	38-12	51144-00	129A-20
50954-00	80-46	51033-00	85-59	51094-10	38-4	51147-00	68A-41
50954-01	80-46	51033-00	86-54	51094-11	38-11	51147-00	68B-39
50955-00	128-21	51034-00	80-24	51094-12	38-5	51147-02	68C-34
50957-00	122-5	51035-00	68-57	51094-13	38-5	51148-00	117-14
50958-00	122-6	51035-00	68A-45	51094-14	38-22	51148-00	117A-16
50959-00	120-30	51035-00	68B43	51094-15	38-22	51148-00	117B-8
50959-00	120A-30	51035-00	68C-36	51094-16	38-25	51148-00	117C-40
50959-01	120-30	51038-00	73-40	51094-18	38-2	51149-00	117-18
50959-01	120A-30	51038-00	73A-40	51094-19	38-14	51149-00	117A-14
50960-03	13-5	51041-00	92-13	51094-20	38-6	51149-00	117B-5
50960-03	13A-7	51047-00	129-10	51094-21	38-9	51149-00	117C-39
50962-00	78-17	51049-00	72-14	51094-22	36-2	51153-02	53-27
50962-01	78-17	51050-00	130-31	51094-22	38-1	51153-03	53-26
50962-12	78A-29	51050-00	130A-26	51095-00	36-1	51153-06	53A-22
50962-13	78A-29	51051-00	130-30	51095-00	37-1	51153-07	53A-21
50965-00	126-17	51051-00	130A-25	51095-03	37-3	51165-00	85-50
50965-01	126-17	51052-00	45-38	51095-04	37-3	51166-00	80-35
50968-00	126-18	51054-00	94-26	51095-05	37-4	51167-00	74-28
50968-01	126-18	51057-00	133-32	51095-06	37-4	51173-03	76-1
50969-00	3-20	51058-00	133-31	51095-09	37-2	51175-00	85-16
50972-00	120-32	51059-00	133-26	51095-10	37-2	51175-00	86-33
50972-00	120A-32	51059-02	133-26	51096-02	38-37	51175-00	88-1
50973-00	21-55	51060-00	133-29	51096-03	38-34	51179-00	68-8
50973-04	21-55	51062-00	36-22	51097-00	38-21	51179-03	68-8
50973-04	21A-49	51063-00	78-21	51099-00	38-64	51185-00	68-12
50975-00	21-54	51063-00	78A-22	51099-02	38-65	51185-00	68A-9
50976-00	68-29	51063-00	87-18a	51102-03	36-7	51185-00	688-8
50976-00	69-9	51064-04	98-16	51102-04	36-7	51186-00	68-2
50977-00	21-46	51065-00	37-34	51102-05	36-7	51186-00	68A-2
50980-03	87-10	51065-01	37-34	51103-03	36-8	51186-00	68B-2
50980-305	87-9	51067-00	98-30	51105-00	97-26	51186-00	68C-2
50984-00	87-4	51068-00	38-39	51105-00	104-34	51186-00	69-2
50985-00	87-5	51069-00	38-40	51108-00	38-48	51189-00	87-2
50998-00	68-17	51074-00	37-29	51112-00	81-46	51189-01	87-2
50998-00	68A-17	51075-00	38-69	51112-00	81A-46	51190-00	89-19
50999-00	68-19	51076-00	38-23	51114-00	81-21	51190-00	89A-19
51000-00	68-18	51077-00	38-44	51114-00	81A-21	51192-00	89-13
51000-00	68A-18	51078-04	38-49	51116-02	94-2	51192-00	89A-13
51000-00	68B-17	51079-00	38-66	51116-04	94-2	51196-00	46-46
51000-00	68C-16	51080-00	38-26	51116-06	94-2	51197-00	46-47
51006-00	68-13	51082-00	37-25	51116-07	94-2	51198-00	68-7
51006-00	112-81	51084-00	38-42	51117-00	38-70	51198-00	68A-11
51006-00	112A-77	51085-00	73-2	51118-02	40-53	51202-00	85-51
51006-00	129B-22	51085-00	73A-2	51118-04	40-54	51202-00	86-35
51006-00	130-44	51086-00	20-24	51118-05	40-56	51203-00	85-17
51006-00	130A-11	51087-00	38-24	51125-00	75-11	51203-00	86-34
51010-00	68-23	51088-00	20-22	51126-00	75-5	51204-00	4-18
51010-00	68A-23	51089-02	38-47	51128-00	122-8	51205-00	4-36
51010-00	68B-22	51090-00	20-18	51129-00	79-1	51207-00	87-23a
51010-00	68C-21	51091-03	38-19	51130-00	75-1	51208-00	12-70
51010-00	69-7	51093-00	97-31	51130-02	75-1	51208-00	12A-68
51014-00	69-14	51094-00	36-2	51130-03	75-3	51208-00	28-4
51022-00	21-52	51094-00	38-1	51134-00	120-31	51208-01	12-70
51024-00	87-41	51094-02	38-18	51134-00	120A-31	51208-01	12A-68
51027-00	85-24	51094-03	38-17	51134-01	120-31	51208-01	28-4
51027-00	86-13	51094-05	38-7	51134-01	120A-31	51210-02	132-1
51028-00	85-25	51094-06	38-10	51140-00	94-32	51210-03	132-1

PIPER PARTS CATALOG

Part Number	Figure and Index No.
51212-04	132-14
51212-04	132-27
51213-02	132-7
51214-02	28-1
51214-03	28-1
51214-04	28-2
51214-05	28-2
51214-08	28-3
51214-09	28-3
51215-00	53-4
51216-00	53-4
51217-02	53-14
51217-04	53A-6
51219-00	53-14
51220-00	53-10
51222-00	53-10
51223-00	26-8
51224-02	53-14
51224-04	53A-6
51226-00	53-14
51228-00	53-57
51228-00	53A-31
51228-00	146-11
51228-00	146-71
51234-00	26-5
51234-02	26-6
51235-03	9410
51237-00	56-7
51238-00	56-7
51239-00	56-8
51240-00	56-8
51242-00	112-66
51242-00	112A-80
51243-00	56-1
51244-00	56-1
51246-00	94-6
51247-00	94-5
51248-02	54-1
51248-03	54-1
51249-00	53-45
51250-00	100-20
51252-06	55-18
51252-07	55-21
51252-10	55-17
51252-11	55-17
51255-03	130-21
51255-05	130-21
51255-10	130-21
51255-15	130-21
51255-17	130A-32
51255-19	130A-32
51257-00	55-1
51257-03	55-1
51258-00	40-57
51262-00	19-45
51262-00	19A-63
51264-04	5-18
51264-05	5-18
51264-08	5-46
51265-00	40-66

Part Number	Figure and Index No.
51265-01	40-66
51266-00	100-13
51267-00	40-65
51268-00	100-4
51268-00	136-51
51270-00	53-47
51271-02	96-4
51271-03	100-5
51271-03	136-52
51274-12	40-63
51274-13	40-63
51274-14	40-61
51274-15	40-61
51275-00	122-11
51276-00	122-15
51276-02	122-15
51280-00	40-9
51280-01	40-9
51281-00	74-52
51283-00	74-50
51283-00	74A-65
51286-00	68-28
51287-02	74-72
51287-02	74A-33
51288-06	100-1
51288-07	100-1
51288-08	100-1
51288-08	136-48
51288-11	100-1
51289-00	138-2
51289-00	139-5
51289-01	138-2
51289-01	139-5
51290-00	138-6
51290-04	139-6
51292-00	138-5
51296-00	138-8
51299-00	29-1a
51304-00	112-58
51304-00	112A-78
51304-04	112A-78
51307-00	129-36
51308-03	129-15
51312-00	68-62
51312-00	68A-51
51312-00	68B-49
51313-00	80-18
51314-00	73-36
51314-00	73A-36
51320-00	136-64
51320-01	136-64
51320-02	137A-40
51320-03	137A-40
51321-00	136-70
51321-00	137-67
51321-00	137A-46
51321-00	137B-14
51321-00	137C-12
51321-00	137C-35
51324-00	136-65

Part Number	Figure and Index No.
51324-03	137B-13
51325-00	136-72
51325-00	137A-33
51325-00	137B-15
51325-00	137C-34
51328-00	136-66
51328-00	137A-38
51328-00	137B-7
51329-00	136-66
51329-00	137A-38
51329-00	137B-8
51334-00	136-62
51335-02	119-16
51335-02	119A-16
51335-02	119B-15
51336-00	20-9
51337-00	136-63
51337-01	136-63
51338-00	136-25
51339-00	100-6
51339-00	136-53
51340-00	100-3
51340-00	136-50
51343-00	100-7
51343-00	136-54
51344-02	136-39
51344-02	136-42
51345-00	136-45
51346-06	40-48
51346-07	40-48
51346-09	40-47
51346-10	40-47
51349-00	122-7
51350-00	136-73
51350-02	137A-27
51350-03	136-73
51350-03	137B-3
51353-00	126-25
51353-04	126-25
51354-00	36-10
51354-07	36-10
51357-00	4-9
51357-04	4-9
51358-00	4-31
51359-00	7-84
51360-02	68-27
51363-00	136-23
51363-00	137-22
51366-00	21-26
51366-00	21A-26
51373-02	13-62
51373-03	13-62
51374-00	81-8
51378-00	71-29
51376-00	136-37
51376-00	137-44
51376-00	137B-25
51376-00	137C-40
51376-00	137C-47
51379-00	94-11

Part Number	Figure and Index No.
51381-00	101-28
51382-00	136-60
51384-00	136-35
51386-00	136-24
51388-00	136-67
51388-00	137-21
51388-00	137B-58
51388-00	137C-33
51389-00	136-68
51389-00	137-69
51395-00	136-20
51396-00	94-8
51397-00	25-7
51397-02	25-7
51399-00	36-19
51399-11	36-19
51412-02	136-31
51412-03	136-32
51412-04	136-31
51412-05	136-32
51413-00	136-33
51414-00	136-15
51414-00	137-18
51414-00	137C-18
51415-00	136-19
51416-02	135-10
51433-00	94-34
51438-04	40-2
51438-07	40-2
51439-00	68-34
5143900	146-16
51439-02	68-34
51439-02	68A-62
51439-02	146-16
51448-00	29-23a
51449-00	126-2
51449-05	126-2
51450-00	68-35
51450-00	146-17
51450-02	68-35
51450-02	146-17
51455-00	21-57
51456-00	73-68
51456-00	73A-68
51457-00	89-27
51457-00	89A-35
51458-00	73-65
51458-00	73A-65
51459-00	73-66
51459-00	73A-66
51461-02	73-68a
51461-02	73A-68a
51461-03	73-64
51461-03	73A-64
51463-00	84-9
51464-05	5-23
51464-06	5-23
51466-00	5-38
51467-00	5-12
51467-01	5-12

PIPER PARTS CATALOG

Part Number	Figure and Index No.	Part Number	Figure and Index No.	Part Number	Figure and Index No.	Part Number	Figure and Index No.
51472-02	84-10	51526-00	104-73	51635-00	137-47	51744-02	116A-27
51472-03	84-10	51527-00	104-37	51637-00	137-59	51745-02	119-6
51474-00	127C-13	51535-00	19-26	51643-02	137-32	51747-02	19-27
51475-00	80-41	51535-00	19A-37	51643-02	137C-80	51747-02	19A-38
51476-00	89-40	51537-00	20-25	51643-03	137-38	51749-02	104-9
51476-00	89A-20	51537-01	20-25	51643-03	137C-24	51750-02	104-10
51478-00	68-10	51540-02	136-27	51644-02	137-32	51754-02	104-11
51478-00	69-8	51540-03	136-28	51644-02	137C-80	51757-02	104-19
51478-02	68A-7	51540-04	136-29	51644-03	137-38	51757-03	99-46
51478-02	68B-7	51540-05	136-30	51644-03	137C-24	51757-05	99-46
51480-04	53A-4	51543-00	146-53	51645-00	137-35	51758-02	104-26
51483-00	138-9	51544-00	81-6	51645-00	137C-21	51759-02	104-5
51484-00	99-45	51544-00	81A-6	51646-00	137-35	51761-03	104-12a
51484-00	104-29	51554-02	36-20	51646-00	137C-21	51761-04	104-12
51486-00	78-19	51554-03	36-20	51651-00	137-23	51764-02	104-18
51486-00	78A-33	51579-00	83-7	51662-02	22-13	51765-02	104-16
51486-01	78-19	51579-00	83A-7	51662-04	22-13	51774-02	40-75
51486-01	78A-33	51579-02	73-85	51669-02	119-19	51775-02	40-29
51490-00	37-30	51579-02	73A-85	51669-06	119A-19	51775-03	40-29
51491-00	90-2	51588-04	33A-25	51672-02	81-4	51778-02	107-16
51494-00	73-32	51588-05	33A-25	51672-02	81A-4	51778-02	107A-16
51494-00	73A-31	51593-00	73-74	51674-02	74-22	51778-03	107-16
51495-00	90-1a	51593-00	73A-74	51674-02	74A-2	51778-03	107A-16
51496-00	85-36	51595-00	80-87	51676-02	81-57	51779-02	16-10
51496-00	86-31	51597-00	124-10	51676-02	81-59	51779-02	16-58
51498-00	136-61	51604-00	137-64	51676-02	81A-54	51779-03	16-10
51500-00	89-41	51604-00	137C-17	51676-02	81A-57	51779-03	16-58
51500-00	89A-21	51605-00	137-66	51677-02	127C-32	51780-02	129-4
51500-01	89-41	51605-00	137C-11	51677-02	127D-24	51780-03	129-4
51500-01	89A-21	51605-01	137-66	51706-00	137-63	51783-02	119-55
51502-00	137-74	51605-01	137C-11	51706-00	137C-16	51783-02	119-55
51503-00	128-14	51606-00	137-68	51706-00	137C-16	51784-02	15-10a
51504-02	79-4	51606-00	137-68	51713-00	137-65	51785-02	116-56
51504-02	90-1	51606-00	137C-5	51713-00	137C-10	51785-02	116A-40
51504-04	90-1	51607-02	68-36	51717-00	137-72	51786-02	141-5
51504-05	79-4	51607-02	146-18	51717-00	137C-8	51787-02	116-55
51504-05	90-1	51608-00	36-14	51718-02	137-60	51787-02	116A-39
51506-08	78-10a	51608-02	36-14	51718-02	137C-27	51797-02	142-9
51506-08	78A-12	51609-00	34-5	51720-02	137-4	51798-02	142-9
51506-10	78-10b	51610-00	124-19	51720-02	137C-4	51799-02	142-8
51506-10	78A-13	51611-00	126-1a	51724-00	137-61	51803-02	116-53
51506-11	78-10c	51612-00	126-1	51724-00	137C-14	51820-02	136-22
51506-11	78A-14	51615-00	40-79	51725-02	144-2	51820-03	136-22
51510-00	41-40	51618-02	40-42	51728-02	104-36	51823-02	87-37
51510-01	41-40	51622-02	87-33	51729-04	104-31	51823-03	87-37
51512-00	Misc.	51622-03	87-33	51730-00	85-49	51824-02	104-71
51513-00	Misc.	51622-04	87-32	51730-00	86-22	51828-02	13-7a
51514-00	Misc.	51622-05	87-32	51730-00	86-22	51828-02	13-7a
51515-00	Misc.	51623-00	81-47	51733-04	104-33	51830-02	136-30
51516-00	Misc.	51623-00	81A-47	51735-02	19-27a	51833-02	137-56
51517-00	Misc.	51623-00	136-95	51735-02	19A-39	51834-02	127C-24
51518-00	Misc.	51624-00	137A-32	51736-02	19-27b	51835-02	127C-25
51519-00	Misc.	51624-00	137B-12	51736-02	19A-40	51835-02	127C-25
51520-00	Misc.	51626-02	68-72	51737-02	19-27c	51836-02	127C-26
51522-00	136-93	51628-00	137-61	51737-02	19A-41	51838-03	127C-22
51522-00	146-86	51628-00	137C-14	51739-02	19-27d	51843-02	136-19
51522-02	136-93	51628-00	137-62	51739-02	19A-42	51856-02	146-55
51522-02	146-86	51629-00	137-62	51740-02	19-27e	51897-02	128-25
51526-00	73-67	51629-00	137C-15	51740-02	19A-43	51905-04	87-38
51526-00	73A-67	51630-00	137-62	51742-02	119-10	51905-05	87-38
		51630-00	137C-15	51743-02	119-1	51905-08	87-38
		51634-00	137-58	51744-02	116-42	51905-09	87-38

PIPER PARTS CATALOG

Part Number	Figure and Index No.
51908-02	127-48
51916-02	78-34
51916-02	78A-36
51944-06	81-7
51944-06	81A-7
51945-02	81-50
51945-02	81A-50
51970-02	136-27
51970-03	136-30
51975-02	124-53
51978-02	124-55
51979-02	93-90
51980-02	129-40
51980-03	129-41
51981-02	53-44
51981-02	53A-25
51990-02	104-72
51996-02	112-86
52018-00	94-13
52020-02	94-12
52072-00	7-92
52117-00	136-33
52154-04	20-1
52160-00	60A-22
52167-00	97-19
52168-00	97-17
52188-00	127C-14
52275-00	13A-39
52301-00	59B-28
52338-00	59-53
52361-00	2-22
52361-01	2-22
52370-00	2-5
52370-01	2-5
52372-00	13A-52
52372-01	13A-52
52593-00	55-23
52593-00	55A-11
52716-00	58-68
52717-00	58-69
52718-00	58-67
52778-04	91-7
52778-05	91-7
52778-06	91-7
52778-07	91-7
52838-00	140-1
52838-00	146-38
52846-00	32-32
52849-00	59A-5
52849-01	59A-5
52857-00	106-18
52858-00	106-17
52877-00	60A-36
52877-02	59A-54
52877-00	59B-25
52889-00	59-30
52889-00	60-30
52889-00	60A-24
52889-00	61-18
52893-00	59-28

Part Number	Figure and Index No.
52893-00	60-28
52893-00	61-17
52898-00	59-29
52898-00	60-29
52898-00	61-16
52904-00	59-41
52904-00	60-41
52904-00	59B-24
52904-00	60A-35
52904-00	61-39
52904-02	58-57
52904-02	59A-53
52904-06	58-57
52904-07	58-57
52917-00	59-48
52917-00	59A-55
52917-00	60-48
52917-00	61-40
52960-00	107-20
52965-00	107-15
53042-02	7-88
53042-03	7-89
53042-04	7-90
53042-05	7-91
53071-00	58-49
53071-01	58-49
53093-00	135-8
53093-04	135A-9
53120-00	59-12
53120-00	60-12
53120-00	61-14
53120-00	62-12
53122-04	61-10
53122-05	59-10
53122-05	60-10
53126-02	59-11
53126-02	60-11
53126-02	61-11
53129-03	59-6
53129-03	60-6
53129-03	61-6
53129-03	62-6
53130-00	2-10
53130-01	2-10
53134-00	58-3
53134-00	59-3
53134-00	60-3
53134-00	61-3
53134-00	63-13
53134-00	63A-35
53172-00	4-7
53172-00	5-14
53185-00	56-11
53191-03	64-20
53191-06	65-13
53197-00	55-7
53209-00	55-11
53209-00	55A-6
53218-02	56-2
53218-03	56-3

Part Number	Figure and Index No.
53233-04	58-4
53236-00	57-7
53236-00	57A-7
53241-00	57-7
53246-00	59-49
53246-00	60-49
53246-00	61-41
53246-01	59-49
53246-01	60-49
53249-03	59-41a
53249-03	60-41a
53249-03	61-39a
53250-00	63-3
53250-04	63-3
53255-04	58-50
53260-02	58-56
53260-04	59-40
53260-04	60-40
53260-04	61-38
53276-00	60-4
53288-00	59-4
53288-00	61-4
53288-00	62-4
53299-04	63A-36
53306-02	63-22
53307-00	63-26
53354-00	63-25
53354-02	63-25
53358-00	5-7a
53367-00	53-39
53367-01	53-40
53406-02	121-1
53599-00	52-36
53623-02	56-2
53623-03	56-3
53625-00	56-11
53646-00	58-7
53646-02	58-7
53685-00	53-31
53685-00	146-7
53688-06	65-13
53688-07	65-13
53690-00	53-29
53691-00	53-28
53755-04	136-89
53755-05	137-87
53755-05	137C-75
53755-06	137-87
53755-06	137C-75
53777-02	53-43
53777-02	146-50
53777-03	53-43
53777-03	146-50
53777-04	53-43
53777-04	146-50
53785-00	102-31a
53801-00	74-26
53801-00	74-39
53808-00	59B-29
53832-07	60A-15

Part Number	Figure and Index No.
53853-00	45-77
53853-02	45-77
53856-00	102-4
53856-03	102-2
53899-00	58-14
53900-00	58-13
53905-00	5-14
53906-00	5-11
53906-01	5-11
53909-00	32-35
53968-03	32-33
53971-00	102-25
54026-00	76-20
54098-00	53-52
54098-00	146-59
54151-08	55-3
54164-00	136-97
54165-00	136-96
54165-00	137-43
54165-00	137B-27
54165-00	137C-39
54167-00	136-98
54167-00	137-49
54167-00	137B-23
54167-00	137C-50
54174-02	130-44
54174-03	103-44
54175-00	81-32
54175-00	84-23
54175-00	85-26
54175-00	86-20
54175-00	101-7
54179-02	59-21a
54179-02	60-21a
54179-03	59-21a
54179-03	60-21a
54179-04	59-21
54179-04	60-21
54179-04	62-23
54179-05	62-23
54182-02	59-23
54182-02	60-23
54182-02	60A-14
54182-02	62-24
54250-02	137-41
54296-02	63-27
54340-02	8-49
54340-03	8-49
54395-02	2-71
54407-02	72-8
54410-02	73-49
54410-02	73A-49
54412-02	73-47
54412-02	73A-47
54430-02	56-31
54430-04	56-31
54430-06	56-31
54485-02	116-33
54486-02	116-37
54487-02	116-41

PIPER PARTS CATALOG

Part Number	Figure and Index No.	Part Number	Figure and Index No.	Part Number	Figure and Index No.	Part Number	Figure and Index No.
54495-02	21-49	54791-02	81A-15	54898-03	12-36	54978-04	21-46
54495-03	21-49	54794-02	99-44	54899-02	12-66	54978-04	21A-40
54495-03	21A-43	54797-02	100-12b	54901-04	26-1	54979-04	58-7b
5449504	21-49	54797-05	100-12b	54901-05	26-1	54988-02	40-41
54499-02	58-72	54797-05	136-59b	54902-02	12-59	54989-02	40-41
54506-02	140-3	54800-18	145-18	54903-14	54-1	54990-02	40-41
54526-02	87-18a	54800-54	135B-1	54903-15	54-1	54991-02	39-42
54526-03	87-18a	54802-02	12-58	54903-16	54-1	54992-02	40-74
54528-10	41-6	54802-02	12A-59	54903-17	54-1	54993-02	40-36
54528-19	41-6	54802-03	12-58	54903-19	53A-32	54994-02	40-72
54534-02	58-75	54802-03	12A-59	54903-19	53B-30	55010-02	73-91
54552-02	76-21	54808-02	144-12	54903-20	53A-32	55010-02	73A-89
54556-02	16-28a	54814-02	100-17	54903-20	53B-30	55013-08	58-1
54565-05	15-2	54816-02	74-7	54903-23	53B-30	55013-09	58-1
54565-09	15-2	54819-02	136-27	54903-23	53C-16	55013-10	58-1
54566-02	133-34	54819-03	136-28	54903-24	53B-30	55013-11	58-1
54568-02	15-3	54819-04	136-29	54903-24	53C-16	55016-02	401
54568-03	15-3	54819-05	136-27	54904-12	53A-10	55016-03	40-1
54587-02	27-22	54822-02	12-2	54904-12	53B-10	55016-06	40-5
54587-02	146-41	54822-10	12-2	54904-13	53A-10	55016-07	40-5
54597-07	57-35	54822-10	12A-2	54904-13	53B-10	55016-10	40-4
54597-07	57A-29	54839-02	127-35	54910-02	12-1	55016-12	40-1
54607-02	57-2	54839-02	127A-35	54919-02	81-11	55016-13	40-1
54623-02	4-6	54839-02	127B-37	54919-02	81A-11	55016-20	40-1
54623-02	5-14a	54848-03	145-24	54926-05	137A-62	55016-21	40-1
54628-03	68-59	54848-04	145-24	54933-02	86-72	55016-23	40-1
54628-03	68A-60	54848-07	145-24	54934-02	86-71	55016-25	40-1
54628-03	68B-58	54848-08	145-24	54937-02	137-27	55020-02	53B-22
54628-03	68C-41	54855-02	70-19	54937-03	137-27	55020-02	53C-29
54658-02	137A-45	54855-02	71-1	54938-02	93-24a	55020-03	53B-21
54658-02	137B-16	54857-02	81-54	54938-02	93-34a	55020-06	53B-22
54658-03	137A45	54858-02	81-52	54938-02	93-47b	55027-02	53B-21
54658-03	137B-16	54860-02	68-17	54940-02	93-20	55061-02	73-89
54662-02	5-4	54860-02	68A-17	54940-02	93-30	55061-02	73A-87
54674-02	143-17	54861-02	68-7	54940-02	93-41	55061-03	73-89
54678-02	89-21	54861-02	68A-11	54941-02	79-23	55061-03	73A-87
54678-02	89A-26	54861-03	68A-11	54941-03	79-23	55076-10	73-90
54679-02	89-38	54865-02	136-112	54945-02	102-61	55076-10	73A-88
54679-02	89A-60	54865-03	136-112	54948-02	127-75	55076-11	73-90
54684-02	112-102	54865-04	136-112	54948-02	127A-23	55076-11	73A-88
54684-02	112A-54	54870-02	136-106	54948-02	127B-51	55090-02	73-88
54694-02	80-40	54880-02	136-31	54954-02	21-54	55090-02	73A-86
54695-02	89-6	54880-03	136-32	54954-04	21-54	55091-02	73-92
54695-02	89A-6	54880-04	136-31	54954-04	21A-48	55091-02	73A-90
54695-03	89-6	54880-05	136-32	54958-04	129A-6	55091-03	73-92
54695-03	89A-6	54894-02	12-24	54958-05	129A-6	55091-03	73A-90
54702-02	72-44	54894-02	12A-27	54959-02	58-58a	55124-02	117A-17
54704-02	72-12	54894-03	12-24	54962-02	136-68	55124-03	117A-17
54716-02	3-20a	54894-03	12A-27	54962-02	137-69	55131-02	129A-7
54716-03	3-20a	54895-02	12-40	54965-02	136-23	55132-02	129A-11
54726-02	80-65	54895-03	12-40	54965-02	137-22	55155-02	129A-14
54748-02	116-40	5489506	12-40	54965-02	137B-59	55204-03	129A-12
54755-02	40-7	54895-06	12A-41	54965-02	137C-31	55218-02	16-59
54784-02	136-36	54895-07	12-40	54966-02	21-51	55233-02	45-49
54784-02	137-45	54895-07	12A-41	54966-06	21-51	55237-02	53A-30
54784-02	137B-24	54897-02	12-39	54966-06	21A-45	55237-03	53A-30
54784-02	137C-41	54897-03	12-39	54977-02	21-46	55238-02	53A-4
54786-02	136-30	54897-04	12-39	54977-06	21-46	55238-03	53A-4
54790-02	136-30	54897-05	12-39	54977-06	21A-40	55239-02	129A-13
54791-02	81-15	54898-02	12-36	54978-02	21-46	55247-02	53A-3

PIPER PARTS CATALOG

Part Number	Figure and Index No.	Part Number	Figure and Index No.	Part Number	Figure and Index No.	Part Number	Figure and Index No.
55247-03	53A-3	55597-02	137C-36	55683-02	68B-5	55902-03	117B-10
55247-14	53A-3	55599-02	63A-28	55683-02	68C-5	55902-04	117B-10
55247-15	53A-3	55602-02	129A-22	55683-02	69-4	55906-02	68A-34
55248-02	117A-1	55602-02	129B-8	55684-02	68A-2	55906-02	68B-33
55248-02	117B-2	55602-04	129A-22	55684-02	68B-2	55906-02	68C-29
55248-03	117B-2	55602-05	129B-8	55684-02	68C-2	55906-03	69-9
55319-02	107-44	55603-02	63A-7	55684-03	68A-2	55917-02	53B-5
55320-02	107-45	55606-04	63A-9	55684-03	69-2	55917-02	53C-3
55357-02	68A-72	55607-06	63A-6	55684-03	68B-2	55918-02	129A-38
55357-02	68B-68	55607-07	63A-6	55684-03	68C-2	55928-02	53B-4
55357-03	68A-72	55627-04	63A-1	55685-04	21-53	55928-02	117B-14
55357-03	68B-68	55627-06	63A-1	55685-07	21-53	55928-12	53B-4
55371-02	13-63	55627-09	63A-1	55685-09	21-53	55928-12	117B-14
55371-05	13A-61	55627-10	63A-1	55685-13	21-53	55929-02	68A-70
55374-02	21-30	55628-12	53B-17	55699-02	101-9	55929-03	68A-70
55374-03	21A-74	55628-12	53C-43	55800-02	7-93	55929-04	68B-66
55376-02	2160	55634-02	68A-30	55800-03	7-93	55936-02	53B-4
55376-02	21A-73	55634-02	68B-29	55801-02	7-94	55936-02	117B-14
55380-02	53B-25	55634-04	68A-30	55801-03	7-94	55936-12	53B-4
55380-02	53C-26	55634-04	68B-29	55817-02	102-80	55936-12	117B-14
55380-03	53B-25	55634-06	68C-25	55818-02	70-64	55939-02	117B-12
55392-05	63A-30	55638-02	79-34	55819-02	70-63	55939-02	117C-3
55406-02	95-1	55638-03	79-34	55830-02	137-25	55969-02	14-60
55408-02	95-2	55639-02	79-36	55832-02	137-26	55969-03	14-78
55409-02	68A-29	55639-03	79-36	55840-02	129A-11	55985-04	53B-3
55409-05	68B-28	55640-03	55-24	55840-03	129A-11	55985-05	53B-3
55409-06	68A-29	55640-03	55A-2	55842-02	58-71	55985-10	53B-3
55409-06	68B-28	55640-03	55B-2	55846-04	59-7b	55985-11	53B-3
55409-07	68A-29	55640-04	55-24	55846-04	59A-8	55996-02	66-8
55412-03	66A-17	55640-04	55A-2	55846-04	62-7b	56024-04	25-6
55416-02	52-5	55640-04	55B-2	55846-04	63A-4b	56024-05	25-6
55421-05	65-13	55641-02	79-35	55846-05	59-7b	56038-09	19A-21
55421-05	65A-8	55641-02	68A-69	55846-05	59A-8	56039-03	19A-54
55447-02	81-39	55641-02	68B-65	55846-05	61-7b	56053-16	12-57
55447-02	84-30	55641-02	68B-65	55846-05	61-7b	56053-16	12A-58
55447-02	146-68	55665-02	56-28	55846-05	61-7b	56053-17	12-57
55449-02	146-69	55665-03	56-28	55851-02	112-5	56053-17	12A-58
55520-02	136-1	55665-04	56-29	55851-02	112A-5	56061-02	12-18
55521-02	136-30	55665-05	56-29	55851-02	112A-5	56061-02	12-18
55522-02	136-2	55665-07	56-29	55851-02	146-55	56061-02	12A-20
55523-02	136-2	55665-08	56-28	55861-02	79-39	56061-03	12-18
55523-03	136-4	55665-08	56-29	55861-03	79-39	56061-03	12A-20
55524-02	11-27	55665-09	56-28	55861-03	79-39	56062-02	25-3
55524-03	11-27	55665-09	56-29	55861-03	79-39	56062-03	25-3
55524-03	11-27	55665-09	56-29	55861-03	79-39	56067-02	25-4
55562-02	53A-5	55665-10	56-37	55861-03	79-39	56093-22	12-14b
55563-02	53A-5	55665-11	56-38	55861-03	79-39	56093-22	12A-16
55563-06	53B-5	55665-12	56-29	55861-03	79-39	56093-23	12-14b
55563-06	53C-3	55665-13	56-28	55883-02	59A-7	56093-23	12A-16
55566-02	129B-10	55667-02	116-6	55883-02	63A-4a	56093-25	12-13
55569-02	68A-20	55667-02	116B-6	55883-02	61-7a	56093-25	12A-14
55569-02	68B-19	55667-03	116A-23	55883-03	62-7a	56093-26	12-13
55569-02	68C-18	55668-02	116-7	55883-03	63A-4a	56093-26	12A-14
55571-02	68A-21	55668-02	116B-7	55883-04	58-58b	56094-06	19A-20
55571-02	68B-20	55668-03	116A-21	55896-02	87-1	56202-02	25-1
55589-03	63A-8	55669-02	34-3	55896-03	87-1	56202-03	25-1
55590-02	63A-23	55676-02	14A-81	55896-10	87-10	56202-04	25-1
55595-02	32-26	55676-02	18-44	55896-26	87-9	56202-05	25-1
55597-02	136-10	55677-02	137-20	55896-27	87-9	56204-02	12-30
55597-02	137-1	55677-02	137C-3	55896-28	87-1	56204-02	12A-32
55597-02	137B-60	55678-02	137-12	55896-29	87-1	56208-08	12-60
		55683-02	68A-5	55896-30	132-36		

PIPER PARTS CATALOG

Part Number	Figure and Index No.	Part Number	Figure and Index No.	Part Number	Figure and Index No.	Part Number	Figure and Index No.
56208-08	12A-60	58299-02	121A-52	60998-16	59A-9	70957-14	117C-63
56259-06	13A-37	58299-02	121C-52	60998-16	61-8a	70958-09	117C-59
56259-07	13A-37	58299-03	121A-52	60998-16	62-8a	70974-02	105A-58
56279-02	19A-19	58299-03	121C-52	60998-16	63A-4c	70975-02	105A-89
56503-03	125C-53	58299-04	68C-65	61402-42	112-79	70989-02	59B-13
56534-06	121A-36	58299-04	117C-52	61402-83	29-14	70990-02	59B-17
56534-06	121C-63	58299-04	123-15	61402-98	42-28	70992-02	59B-16
56534-07	121A-36	58299-05	68C-65	61402-99	42-27	71098-04	94-21
56534-07	121C-63	58299-05	117C-52	61402-101	99-8	71132-02	7-105
56582-03	19A-74	58299-05	123-15	61402-102	99-9	71132-03	7-105
56595-03	11-6	58926-02	117C-51	61541-10	119-15	71132-04	7-105
56596-02	11-5	58926-02	123-17	61541-10	119A-15	71132-05	7-105
56598-02	21A-8	58926-03	121A-53	61541-10	119B-54	71228-02	52A-19
56598-03	21A-8	58926-03	121C-75	61541-15	81-18	71257-04	125C-29
56599-06	19A-23	59019-02	33B-16	61541-15	81A-18	71292-04	57A-28
56646-05	19A-13	59186-03	34-22	61541-25	73-21	71533-02	36-26
56651-03	19A-14	59556-03	105A-2	61541-25	73A-21	71533-02	37-19a
56655-04	19A-12	59556-03	111-1	61541-30	75-12	71658-02	59A-23
56671-302	11-10	59667-02	19A-52	61541-32	73-20	71698-02	95-10
56671-303	11-10	59693-02	33B-12	61541-32	73A-20	71936-02	59A-56
56728-05	121A-12	59693-08	33A-19	61541-32	90-9	71936-03	59A-56
56728-17	121A-13	59746-02	33B-7	61541-33	72A-9	72080-02	117C-61
56728-17	121C-13	59747-02	33B-4	61541-38	81-19	72327-11	59A-45
56728-43	121A-17	59747-03	33B-4	61541-38	81A-19	72327-13	59A-34
56728-43	121C-22	59750-03	33A-21	63900-85	125-10	72327-14	59A-34
56798-05	11-13	59753-02	33C-13	64076-03	31-30	72327-17	59A-21
56798-07	11-14	59753-04	33C-14	64076-03	31-40	72327-17	59A-20
56798-09	11-17	59761-05	33B-6	64076-21	100-21	72327-43	59A-42
56798-10	11-18	59762-02	33C-16	64076-25	94-57	72327-44	59A-42
56798-13	11-15	59770-02	33C-23	70125-02	81-60	72327-44	59A-43
56880-02	19A-2	59772-02	121-63	70126-03	81-63	72327-48	59A-21
56882-02	21A-68	59772-02	121A-61	70371-00	118-39	72327-67	59A-19
56883-02	21A-69	59772-02	121B-59	70371-02	49-25	72439-02	130A-14
56884-02	21A-70	59772-02	121C-66	70371-02	117C-50	72439-03	130A-14
56885-05	21A-71	59773-02	33C-17	70371-02	123-14	72652-02	59A-47
56951-02	33A-14	59774-11	33B-2	70371-02	123-16	72653-02	59A-48
56952-06	119B-55	59774-13	33B-2	70371-03	116-48	72682-10	41-22
56952-09	125C-55	59832-04	12-64b	70371-03	117C-50	72682-12	41-24
56952-10	125C-56	59832-04	12A-64	70371-03	123-14	72682-14	45-12
56952-98	125C-58	59832-05	12-64b	70371-03	123-16	72729-03	102-3
56952-99	125C-61	59832-05	12A-64	70584-09	120B-7	72754-02	33C-18
56953-04	130A-24	59995-02	94-43	70586-04	120B-19	72754-03	33B-13
56956-14	7-106	59999-14	126-26	70622-08	119B-24	72950-02	59A-57
56956-15	7-106	60054-18	74-36	70622-09	119B-24	72950-03	59A-57
56957-43	59A-59	60054-18	74-48	70676-02	15A-7	73029-02	53B-41
56957-44	59A-60	60054-43	58-15	70688-02	105A-72	73029-02	53C-35
56957-45	59A-60	60704-02	135A-8	70689-07	105A-71	73029-02	146-10
56961-40	105A-23	60704-02	135B-8	70705-08	125C-47	73155-02	33C-5
57032-02	19A-65	60998-05	48-23	70713-03	13A-54	73155-03	33C-7
57032-03	33B-14	60998-06	48-24	70749-02	125C-49	73155-04	33C-9
57040-02	41-36	60998-11	104-39	70778-03	73-74	73155-05	33C-11
57040-04	41-37	60998-12	104-40	70778-03	73A-74	73156-02	33C-3
57100-02	73-98	60998-13	104-41	70796-05	33C-15	73310-02	102-3
57100-02	73A-95	60998-14	104-13	70824-08	120B-6	73344-04	41-95
57149-10	87-7a	60998-15	59-8a	70856-07	33C-2	73344-05	41-95
57149-11	87-7	60998-15	59A-9	70857-02	33C-1	73382-02	80-91
57462-03	32-36	60998-15	61-8a	70876-08	120B-4	73382-02	87-39
57462-04	32-37	60998-15	62-8a	70876-09	120B-5	73382-02	146-94
57597-02	11-12	60998-15	63A-4c	70916-02	119B-87	74087-02	41-23
57599-02	11-9	60998-16	59-8a	70957-06	117C-64	74087-02	41-25

PIPER PARTS CATALOG

Part Number	Figure and Index No.	Part Number	Figure and Index No.	Part Number	Figure and Index No.	Part Number	Figure and Index No.
74461-02	8-16	80006-14	105-42	80008-02	125-31	80024-56	106-39
74461-03	8-16	80006-32	112-96	80008-02	125A-32	80024-58	105A-13
74630-04	146-95	80006-32	112A-52	80011-11	122-18	80024-59	105A-20
74087-62	45-13	80006-51	52A-38	80011-12	122-19	80024-64	105A-93
77736-04	119B-48	80007-06	72-21	80011-15	122-19	80026-02	120-4
80000-02	72-26	80007-07	72-19	80011-16	122-18	80026-02	120A-4
80000-06	49-54	80007-09	128-47	80012-06	68-60	80026-03	85-40
80000-07	49-55	80007-09	137B-21	80012-06	68A-61	80026-03	86-41
80000-09	49-54	80007-09	137C-42	80012-06	68B-59	80026-04	85-41
80000-11	49-55	80007-10	71-14	80012-06	68C-42	80026-04	86-42
80002-84	58-26	80007-10	72-42	80012-06	81-53	80026-05	76-2
80002-87	118-44	80007-11	72-18	80012-17	94-31	80027-08	104-25
80004-04	70-15	80007-11	72-28	80012-94	99-39	80030-02	93-48
80004-05	70-17	80007-12	72-17	80012-95	102-37	80032-102	112-61
80004-06	70-14	80007-12	72-46	80012-95	102-41	80032-102	112A-99
80004-07	70-12	80007-13	71-15	80012-108	103-8	80042-90	89-51
80004-14	119-46	80007-13	72-15	80012-108	103-12	80042-90	89A-39
80004-14	119A-46	80007-17	72-27	80012-109	103-9	80043-04	89-17
80004-14	119B-20	80007-17	119-49	80012-109	121-58	80043-04	89A-17
80004-15	119-45	80007-17	119A-49	80012-109	121B-58	80043-05	89-18
80004-15	119A-45	80007-18	72-10	80012-110	103-10	80043-05	89A-18
80004-15	119A-56	80007-18	119-62	80012-110	103-13	80044-05	57-34
80004-16	119-47	80007-19	72-31	80012-112	81A-45	80044-05	64-11
80004-16	119A-47	80007-20	116-30	80012-116	58-58	80044-05	67-5
80004-16	119B-22	80007-20	116B-30	80020-02	24-16	80044-09	55A-13
80004-17	119-48	80007-22	72-50	80020-02	24-68	80044-10	57-34
80004-17	119A-48	80007-22	72A-14	80020-03	24-57	80044-10	57A-33
80004-17	119B-23	80007-24	72-51	80020-03	24-59	80044-12	55B-10
80004-19	107-17	80007-29	72-16	80020-04	24-53	80044-12	67-5
80004-19	107A-17	80007-29	137-57	80020-04	24-55	80044-12	129A-37
80004-20	107-17	80007-30	72-41	80020-05	24-51	80044-13	66B-16
80004-20	107A-17	80007-30	137-51	80022-67	121-54	80050-14	65A-10
80004-21	116-54	80007-30	137A-31	80022-74	95-8	80050-15	65A-11
80004-37	124-54	80007-32	143-22	80022-87	95-9	80051-02	112A-106
80004-38	89A-28	80007-34	116A-10	80022-113	66A-9	80051-05	112A-108
80004-39	89A-27	80007-34	119-8	80022-113	66B-21	80051-06	112A-109
80004-42	116A-15	80007-36	72-20	80022-113	67-14	80051-07	112A-107
80004-42	116A-55	80007-37	87-23	80022-113	96-18	80122-06	59-37
80004-42	119A-77	80007-43	73-93	80022-122	137B-64	80122-06	60-37
80004-43	116A-14	80007-43	73A-91	80022-123	137B-64	80122-06	60A-30
80004-44	116A-13	80007-46	116A-12	80022-134	125-27	80122-06	62-28
80004-45	116A-52	80007-47	116A-11	80022-134	125A-29	80122-07	57-27
80004-48	119B-21	80007-48	71-10	80022-142	58-58	80122-07	57A-27
80004-49	49-62	80007-48	72-25	80024-02	119-5	80122-10	79-13
80004-50	116B-42	80007-49	85-77	80024-15	106-36	80122-25	125-25
80004-56	52A-51	80007-50	116B-29	80024-16	106-37	80122-25	125A-24
80005-21	117C-7	80007-51	72A-6	80024-18	106-38	80122-129	41-91
80005-22	117C-6	80007-52	71-10	80024-19	106-39	80122-130	41-91
80005-23	117C-69	80007-52	72-25	80024-20	116B-44	80122-131	41-91
80005-26	117C-11	80007-53	71-12	80024-22	89-16	80122-133	63-8
80006-02	112-67	80007-53	72-22	80024-22	89A-16	80122-133	63B-8
80006-03	112-93	80007-53	72A-8	80024-34	104-22	80122-133	76-17
80006-03	112A-49	80007-54	71-13	80024-35	104-23	80122-134	63-9
80006-10	112-94	80007-54	72-24	80024-36	104-21	80122-134	63B-9
80006-10	112A-50	80007-54	116-62	80024-37	104-24	80122-137	79-15
80006-10	121-62	80007-54	116A-44	80024-46	90-16	80122-141	116-27
80006-12	112-95	80007-55	71-11	80024-52	70-61	80122-141	116B-20
80006-12	112A-51	80007-55	72-23	80024-53	106-36	80122-152	29-23b
80006-13	105-43	80007-55	137-14	80024-54	106-37	80200-00	104-62
80006-13	116A-59	80007-55	137C-44	80024-55	106-38	80200-00	146-48

PIPER PARTS CATALOG

Part Number	Figure and Index No.	Part Number	Figure and Index No.	Part Number	Figure and Index No.	Part Number	Figure and Index No.
80233-02	104-32	80404-02	136-107	80639-02	146-85	80824-02	146-101
80233-02	146-49	80404-02	146-74	80659-02	130-15	80825-02	68-75
80243-02	68-55	80418-02	135-9	80659-02	146-37	80825-02	68A-80
80243-02	68A-63	80418-02	146-47	80660-02	53B-29	80825-02	68B-76
80243-02	68B-60	80420-02	100-2	80660-02	146-71	80825-02	146-116
80243-02	146-63	80424-02	35-9	80669-02	137A-23	80826-02	128-58
80243-03	68-55	80424-02	146-66	80669-02	137B-52	80826-02	146-13
80243-03	146-63	80427-02	130-15	80669-02	146-86	80830-02	130A-2
80246-02	53-51	80427-02	146-37	80670-02	83B-3	80832-02	130A-37
80246-02	146-57	80495-02	13-65	80670-02	146-120	80833-02	84A-2
80247-02	66-13	80495-02	13A-63	80683-02	137A-24	80833-02	146-121
80247-02	127-46	80495-02	146-52	80683-02	146-87	80834-02	68A-35
80247-02	127B-47	80506-02	130-15	80685-02	137A-23	80834-02	68B-34
80247-02	146-56	80506-02	146-37	80685-02	146-86	80834-03	68B-34
80264-02	130-15	80507-02	130-15	80686-02	68A-64	80837-02	130A-2
80264-02	146-37	80507-02	146-37	80686-02	68B-61	80838-02	129B-3
80279-02	66-11	80508-02	136-107	80686-02	146-77	80839-02	146-99
80279-02	146-58	80508-02	146-74	80687-02	135B-9	80839-03	146-99
80280-02	53-53	80516-02	136-9	80687-02	146-72	80840-02	53B-11a
80280-02	146-60	80516-02	146-73	80689-02	84-15	80845-02	127-36
80289-02	68-37	80522-02	68A-64	80689-02	146-21	80845-02	146-126
80289-02	68A-65	80522-02	68B-61	80690-02	84-16	80846-02	53B-29
80289-02	68B-62	80522-02	146-77	80690-02	146-22	80846-02	146-71
80289-02	146-19	80526-02	68A-66	80696-02	68A-88	80847-02	137C-64
80289-03	68-37	80526-02	68B-63	80696-02	68B-83	80848-02	56-27
80289-03	146-19	80526-02	68C-43	80696-02	68C-41	80848-02	146-12
80297-02	137-73	80526-02	146-78	80696-02	146-93	80850-02	146-98
80297-02	137C-72	80526-03	68B-63	80699-02	68B-92	80856-02	68B-85
80297-02	146-64	80529-02	135A-7	80699-02	130-47	80856-02	146-97
80297-03	137-73	80529-02	146-72	80699-02	146-33	80858-02	129B-1
80297-03	137C-73	80534-02	68A-83	80708-02	57-3a	80859-02	129B-2
80297-03	146-64	80534-02	146-16	80708-02	146-92	80859-03	129B-2
80297-04	137-73	80543-02	53A-31	80709-02	53B-35	80864-02	137C-77
80297-04	146-64	80543-02	53B-29	80709-02	146-91	80864-02	146-109
80297-05	137-73	80543-02	146-71	80753-02	127C-34	80867-02	130A-2
80297-05	146-64	80546-02	129A-3	80753-02	127D-26	80867-03	130A-2
80300-02	137-75	80552-02	137-5	80753-02	146-102	80868-02	130A-2
80316-02	142-13	80552-02	146-96	80755-02	68A-73	80868-03	130A-2
80316-02	146-65	80556-02	68A-67	80755-02	68B-69	80869-02	129B-2
80316-03	142-13	80556-02	68B-64	80755-02	68C-52	80870-02	129B-1
80316-03	146-65	80556-02	68C-44	80755-02	146-82	80873-02	68C-31
80330-02	68-68	80556-02	146-79	80772-02	68A-85	80874-02	68C-30
80330-02	68A-68	80570-02	68A-73	80772-02	68B-80	80874-03	68C-30
80330-02	146-62	80570-02	68B-69	80772-02	68C-58	80876-02	127C-46
80330-03	68-68	80570-02	146-82	80772-02	146-117	80876-02	127D-25
80330-03	146-62	80596-02	112-44	80773-02	68A-86	80876-02	146-103
80332-02	93-93	80596-02	112-88	80773-02	68B-81	80880-02	127C-49
80332-02	146-28	80596-02	112A-57	80773-02	68C-59	80880-02	146-104
80334-02	68-65	80596-02	146-84	80773-02	146-118	80893-02	53B-49
80334-02	68A-37	80597-02	68A-44	80805-02	137B-55	80893-02	53C-40
80334-02	136-113	80597-02	68B-42	80805-02	146-107	80893-02	146-114
80334-02	146-61	80597-02	146-81	80806-02	137B-56	80895-02	53A-38
80339-02	130-15	80599-02	68A-44	80806-02	146-108	80895-02	53BB-48
80339-02	146-37	80599-02	68B-42	80815-02	53B-29	80895-02	53C-39
80366-02	140-1	80599-02	146-81	80815-02	146-71	80895-02	146-59
80366-02	146-38	80614-02	68A-75	80822-02	68B-87	80897-02	130A-1a
80366-03	140-1	80614-02	68B-71	80822-02	146-119	80897-02	146-105
80366-03	146-38	80614-02	68C-51	80823-02	68B-87	80898-02	57-2a
80385-02	29-37	80614-02	146-83	80823-02	146-119	80898-02	57A-3
80385-02	146-67	80639-02	137-9	80824-02	126-43	80898-02	146-14

PIPER PARTS CATALOG

Part Number	Figure and Index No.	Part Number	Figure and Index No.	Part Number	Figure and Index No.	Part Number	Figure and Index No.
80899-02	53B-29	80970-02	146-125	81221-02	117C-8	81299-02	124-13
80899-02	146-71	80973-02	33B-21	81230-02	53C-7	81300-02	124-14
80900-02	53B-46	80973-02	146-124	81230-03	53C-7	81300-03	124-14
80900-02	53C-34	80996-02	130A-58	81230-04	53C-7	81303-02	19A-59
80900-02	146-112	80996-02	146-130	81230-05	53C-7	81304-02	19A-58
80902-02	53B-11b	81001-02	93-104	81230-20	53C-7	81307-02	56-23
80902-02	53C-10	81009-02	53-59	81230-21	53C-7	81307-03	56-23
80903-02	53A-34	81009-02	53A-39	81230-22	53C-7	81307-04	56-24
80903-02	146-10	81009-02	53B-53	81230-23	53C-7	81307-05	56-24
80904-02	53A-35	81009-02	146-131	81239-02	2-32	81313-02	65-22
80904-02	53B-43	81011-02	68A-44	81242-04	112A-42b	81321-02	19A-68
80904-02	53C-36	81011-02	68B-42	81244-02	112A-42	81324-02	63B-1
80904-02	146-10	81011-02	68C-64	81252-02	53C-22	81324-04	63B-1
80905-02	27-21	81011-02	146-81	81252-03	53C-22	81324-05	63B-1
80905-02	53A-36	81014-02	121B-61	81252-04	53C-22	81324-06	63B-1
80905-02	53B-44	81014-02	121C-68	81252-05	53C-22	81325-03	24-49
80905-02	53C-37	81029-02	121-67	81253-02	117C-24	81331-02	19A-47
80905-02	146-10	81029-02	121A-70	81256-02	53C-8	81336-02	19A-77
80906-02	53B-45	81029-02	146-129	81256-03	53C-8	81338-09	63A-5
80906-02	146-111	81036-02	57-2A	81257-02	53C-8	81339-02	38-76
80907-02	55B-4a	81036-02	146-14	81257-03	53C-8	81341-02	19A-15
80907-02	146-113	81037-02	57-3b	81258-02	117C-22	81341-09	19A-17
80908-02	130A-32a	81037-02	57A-5	81258-03	117C-23	81342-06	26-11
80908-02	146-106	81037-02	146-15	81262-109	120-28	81342-06	28-5
80912-02	53A-37	81038-02	57-3c	81262-109	120A-28	81342-09	2-61
80912-02	53B-42	81038-02	146-115	81263-02	53C-1	81342-09	38-57
80912-02	146-110	81039-02	68C-70	81263-03	53C-1	81342-18	116-49
80913-02	53B-47	81039-02	146-127	81268-02	19A-50	81342-18	117C-50
80913-02	146-132	81040-02	129B-21	81270-02	53C-6	81342-18	123-14
80914-02	53B-29	81040-02	146-128	81270-03	53C-6	81342-18	123-16
80914-02	146-71	81042-02	68C-43	81271-02	19A-16	81342-64	58-35
80915-02	53C-32	81042-02	146-78	81273-02	137C-85	81342-68	94-46
80915-02	146-71	81047-02	121B-66	81274-02	19A-16	81342-78	102-24
80925-02	83B-3	81047-02	121C-78	81276-04	19A-61	81342-89	102-28
80925-02	146-120	81049-02	27-31	81276-05	19A-61	81342-89	103-35
80931-02	146-100	81065-02	57-43	81276-05	19A-18	81342-90	102-28
80935-02	93-92	81065-02	57A-35	81279-02	19A-62	81342-90	103-35
80936-02	129B-3	81065-02	146-133	81280-02	53C-46	81342-91	102-28
80938-02	128-66	81068-02	53B-41	81280-03	53C-46	81342-91	103-35
80939-02	128-55a	81068-02	53C-35	81280-18	53C-46	81342-92	102-29
80940-02	128-64	81069-02	53B-41	81280-19	53C-46	81342-100	94-47
80942-02	66-11	81069-02	53C-35	81282-18	54-5a	81342-109	94-46
80942-02	146-58	81076-02	84A-15	81282-19	54-5a	81342-109	94-56
80943-02	55B-4a	81078-02	84A-14	81285-03	56-34	81343-02	63B-3
80947-02	128-58	81102-20	13-64	81285-05	56-33	81343-10	63B-3
80949-02	68A-92	81102-20	13A-62	81285-06	56-7	81345-02	63B-23
80949-02	68B-90	81102-35	103-30	81285-07	56-1	81346-02	25-22
80949-02	68C-48	81102-36	103-30	81285-13	56-35	81347-02	19A-78
80949-02	146-123	81102-37	103-30	81285-20	56-2	81348-04	19A-26
80953-02	68B-44	81102-41	90-23	81285-28	56-8	81348-05	19A-26
80953-02	146-79	81153-06	53A-22	81285-30	56-36	81349-02	63B-20
80955-03	130A-2	81212-14	53C-15	81285-32	56-6	81350-02	19A-1
80956-03	130A-2	81212-15	53C-15	81285-34	56-36	81350-03	23-7
80962-02	84A-17	81212-16	53C-14	81288-02	53C-38	81350-04	23-8
80963-02	84A-14	81212-17	53C-14	81288-03	53C-38	81350-05	23-10
80964-02	84A-16	81214-03	117C-14	81288-16	53C-38	81350-07	19A-1
80965-02	84A-15	81214-07	117C-17	81288-17	53C-38	81355-02	52A-36
80968-02	127A-37	81215-02	117C-15	81289-02	19A-66	81357-02	2-74
80968-02	146-126	81215-04	117C-16	81295-02	19A-67	81357-03	2-72
80970-02	68C-69	81218-02	14A-9	81298-02	124-12	81361-02	60A-1

PIPER PARTS CATALOG

Part Number	Figure and Index No.	Part Number	Figure and Index No.	Part Number	Figure and Index No.	Part Number	Figure and Index No.
81361-03	60A-1	81466-03	12A-70	81796-02	2-62	81894-02	119B-5
81361-10	60A-1	81472-30	13-24	81796-03	2-62	81899-05	74A-27
81361-11	60A-1	81499-03	14-20	81799-06	2-1a	81902-06	74A-26
81361-14	60A-1	81502-02	14-46	81799-07	2-1a	81904-02	27-31
81361-15	60A-1	81507-02	105A-37	81799-08	2-1a	81907-02	74A-30
81361-16	59B-1	81538-02	117C-53	81799-09	2-1a	81907-07	74A-30
81361-17	59B-1	81546-02	105A-12	81802-02	57-3	81912-02	49-14
81364-02	19A-69	81547-02	49-13	81802-03	57-3	81914-12	74A-29
81365-02	112A-60	81553-02	58-8	81802-11	57A-4	81914-15	74A-29
81366-02	112A-55	81553-03	58-8	81807-02	84A-19	81916-04	56-39
81368-02	67A-7	81558-02	17-32	81813-02	73-104	81916-05	56-39
81369-02	67A-8	81562-02	105A-69	81813-02	73A-101	81924-02	76-21
81370-06	19A-4	81573-02	58-60	81820-02	128-60	81930-03	76-22
81373-02	105A-44	81579-02	58-74	81820-06	128-61	81916-02	56-39
81374-02	19A-47	81580-02	55B-20	81823-02	16-66	81916-03	56-39
81377-02	14A-51	81580-03	55B-20	81824-02	128-63	81944-02	74A-32
81377-05	14A-51	81588-02	14A-52	81830-02	119B-8	81945-02	76-14
81378-02	14A-51	81588-03	14A-52	81832-02	119B-11	81945-03	76-14
81378-05	14A-51	81597-02	107A-18	81834-02	128-65	81947-02	52A-19
81380-02	66-8	81604-02	52A-25	81835-02	119B-42	81950-02	99-2
81382-04	19A-27	81604-03	52A-25	81836-02	74A-31	81954-33	78A-20
81382-05	19A-27	81662-02	81-5	81844-02	119B-6	81954-40	78A-21
81384-02	19A-9	81668-02	125C-37	81845-02	119B-7	81954-41	78A-21
81385-02	19A-18	81669-02	125C-32	81846-02	119B-12	81956-02	79-41
81389-03	19A-45	81670-02	125C-33	81847-02	119B-13	81963-02	102-82
81392-02	19A-25	81679-02	125C-30	81849-02	60A-25	81965-02	84A-18
81392-10	19A-25	81695-02	125C-57	81849-03	60A-25	81976-02	116B-33
81394-02	24-75	81699-02	127-53	81851-02	60A-42	81978-02	33A-11
81397-02	19A-24	81699-02	127A-32	81853-02	60A-26	81982-02	41-49
81397-03	19A-24	81699-02	127B-43	81858-02	119B-34	81983-02	94-4
81408-02	60A-9	81715-02	125C-36	81858-10	119B-34	81988-02	125C-42
81408-03	60A-9	81724-02	19A-73	81862-02	119B-10	81991-02	116A-26
81408-19	59B-9	81753-02	14A-49	81865-06	8-51	82000-02	73A-3
81408-20	59B-9	81761-47	63A-37	81866-02	117C-12	82000-02	82-1
81410-02	19A-11	81761-61	29-25	81866-07	117C-12	82000-02	133-1
81413-02	33A-11	81761-65	58-53	81868-02	119B-9	82008-02	52A-48
81413-02	33B-1	81761-69	32-7	81878-05	19A-79	82009-02	52A-47
81413-03	33A-1	81761-70	30-22	81882-02	8-23	82016-02	105A-73
81413-03	33B-1	81761-82	128-62	81882-03	8-23	82018-02	65-24
81415-02	19A-46	81762-02	19A-75	81882-04	8-26	82019-02	55B-23
81425-02	52A-16	81762-03	19A-72	81882-05	8-26	82019-03	55B-23
81426-04	33B-18	81766-02	13A-56	81883-02	117C-13	82032-02	86-13
81427-02	52A-15	81767-02	13A-67	81885-02	55B-8	82042-02	129B-9
81428-02	52A-13	81769-05	33A-13	81885-03	55B-17	82054-02	80-42
81429-02	17-31	81773-02	57A-24	81885-04	55B-18	82054-03	80-42
81429-04	17-31	81775-04	19A-22	81885-05	55B-6	82060-02	128-55
81430-02	33B-17	81776-02	23-11	81885-06	55B-19	82073-02	52A-52
81431-02	52A-14	81781-02	52A-4	81885-07	55B-24	82074-02	13A-4a
81433-03	33B-19	81783-02	52A-5	81885-08	55B-21	82076-02	124-60
81436-02	52A-6	81784-02	107A-15	81885-09	55B-22	82094-02	25-9
81440-02	53B-5	81785-02	107A-14	81885-10	55B-17	82094-03	25-9
81440-02	53C-3	81786-02	53C-23	81885-11	55B-18	82104-02	53B-51
81443-02	117C-11	81786-03	53C-23	81885-13	55B-8	82104-02	53C-47
81444-04	53B-7	81786-04	53B-19	81885-14	55B-8	82106-02	53B-52
81444-04	53C-11	81786-05	53B-19	81885-15	55B-17	82106-02	53C-48
81447-02	52A-23	81788-02	58-58c	81885-16	55B-22	82113-03	117C-19
81451-03	53B-14	81789-02	119B-47	81886-02	55B-16	82113-04	117C-19
81454-02	63A-2	81789-03	119B-46	81889-02	34-20	82115-02	72A-16
81457-03	30-17	81792-02	19A-8	81889-03	34-21	82170-02	73-105
81466-02	12A-70	81795-02	84A-13	81893-02	38-21	82170-02	73A-102

PIPER PARTS CATALOG

Part Number	Figure and Index No.	Part Number	Figure and Index No.	Part Number	Figure and Index No.	Part Number	Figure and Index No.
82173-04	59A-1	82371-158	119A-75	85012-114	15-17	187 610	80-90
82173-05	59A-1	82371-159	119A-76	85012-119	33-14	187 659	27-10
82173-12	59A-1	82371-160	119A-76	85012-120	94-48	187 659	28-6
82173-13	59A-1	82371-160	119B-1	85052-46	112-39	187 967	53-58
82173-14	59A-1	82371-161	105A-48	85052-46	112A-48	187 967	53A-29
82173-15	59A-1	82371-162	34-18	85512-35	24-35	187 967	53B-27
82195-02	53C-51	82371-163	90-8	85512-35	24-39	187 967	53C-30
82195-03	53C-51	82371-164	72A-11	85512-35	24-41	189 379	20-21a
82195-04	53C-51	82371-164	72A-12	85512-35	24-47	189 420	113A-36
82195-05	53C-51	82732-34	124-49	85512-39	24-17a	189 438	113-45
82371-07	34-17	82732-56	137B-62	85512-39	24-18a	189 625	101-17
82371-23	72A-15	82732-68	74-59	85512-39	24-20	189 625	144-4
82371-23	89-20	83161-06	104-27	85512-48	24-71	189 743	27-30
82371-23	89A-24	83161-36	72A-7	85512-51	121B-70	189 743	78-33
82371-23	119-21	83161-42	89-42	86092-87	63-29	189 743	78A-45
82371-23	119A-17	83161-42	89A-25	86092-87	63B-27	189 743	79-40
82371-23	119B-51	83161-44	119-9	86092-111	74A-9	189 771	79-11
82371-28	119-63	83161-46	116-59	86102-11	61-31	280 341	62-16
82371-34	119A-21	83161-46	116A-42	86102-11	62-30	280 546	125C-31
82371-35	119A-6	83161-47	116-60	86102-104	2-54	289 512	119A-5
82371-35	119B-49	83161-47	116A-51	86102-105	2-54	289 512	119A-71
82371-35	119B-93	83161-49	137A-56	86102-106	2-54	289 512	119B-17
82371-35	120A-37	83161-50	116-63	86102-114	125B-16	400 002	45-44
82371-47	72A-5	83161-50	116A-45	86102-115	74A-43	400 002	52-38
82371-47	119-17	83161-70	116A-57	86102-116	74A-38	400 002	79-24
82371-47	119-58	83161-71	116A-56	86102-117	74A-62	400 002	83-16
82371-47	119B-53	83161-71	116B-34	86102-118	125B-27	400 002	83A-13
82371-47	120-20	83302-32	45-36	91193-00	116-47	400 002	85-60
82371-47	124-59	83302-49	94-5a	99456-02	11-24	400 002	85-62
82371-48	137A-61	83302-49	94-7			400 002	86-55
82371-72	119B-50	83302-49	94-9			400 002	86-57
82371-83	119B-54	83302-54	45-35			400 002	91-14
82371-92	72A-10	83302-61	58-25			400 002	92-14
82371-95	90-8	83302-61	74-33			400 002	125B-19
82371-99	116-61	83302-61	74-45	149 158	3-19	400 002	129A-28
82371-99	116A-43	83302-67	31-20	149 158	4-20	400 003	41-76
82371-105	119-12	83302-67	35-23	149 158	5-24	400 003	83-22
82371-105	124-58	83302-74	112-19	149 221	53C-17	400 003	87-28
82371-114	124-25	83302-74	112A-23	179 878	130-49	400 003	102-75
82371-114	124-57	83302-74	117C-47	179 895	Misc.	400 003	102-103
82371-124	124-21	83302-74	118-13	180 413	54-13	400 003	103-29
82371-124	137A-58	83302-80	74-54	180 413	54-15	400 003	104-65
82371-128	90-9	83302-80	74A-22	180 413	54-17	400 003	122-47
82371-134	72A-12	83302-84	112-104	180 413	54-19	400 003	129A-29
82371-134	72A-13	83302-84	112A-83	180 413	54-22	400 004	48-15
82371-139	29-38	83302-84	126-36	180 413	54-24	400 004	125-21
82371-141	72A-10	83302-86	53-30	180 428	54-13	400 004	125A-25
82371-141	137A-60	83302-87	84A-8	180 428	54-15	400 004	137B-66
82371-144	81-49	83302-91	104-14	180 428	54-17	400 008	36-39
82371-144	81A-49	83302-97	117C-81	180 428	54-19	400 008	41-48
82371-147	116A-7	83302-98	117C-77	180 431	54-13	400 008	41-63
82371-148	116A-8	83303-03	59-22	180 431	54-15	400 008	41-93
82371-148	116A-58	83303-03	60-22	180 431	54-17	400 008	74A-42
82371-154	72A-3	85012-79	112-72	180 431	54-19	400 008	95-29
82371-155	116A-53	85012-79	112A-62	180 613	91-22	400 008	95-60
82371-155	116B-41	85012-105	41-83	180 613	92-20	400 009	48-18
82371-156	116B-37	85012-110	97-37	187 527	35-5	400 009	95-27
82371-157	119A-21	85012-110	112-7a	187 537	132-33	400 009	97-27
82371-157	119B-52	85012-110	112A-9	187 543	33B-21	400 009	99-33
82371-158	119A-74	85012-113	15-18	187 555	87-31	400 009	137B-64

PIPER PARTS CATALOG

Part Number	Figure and Index No.	Part Number	Figure and Index No.	Part Number	Figure and Index No.	Part Number	Figure and Index No.
400 011	48-14	400 438	35-26	400 446	73-80	400 881	2-70
400 012	2-45	400 438	38-60	400 446	73A-80	400 882	59-33
400 012	41-47	400 438	38-61	400 446	74-60	400 882	59A-33
400 012	48-16	400 438	40-45	400 446	74-68	400 882	60-33
400 012	59A-34	400 438	41-13	400 446	85-67	400 882	61-27
400 012	59B-21	400 438	45-76	400 446	100-37	400 886	40-44
400 012	60A-32	400 438	48-28	400 446	101-24	400 889	40-44
400 012	97-50	400 438	73-54	400 446	102-96	400 890	40-44
400 014	137B-62	400 438	76-15	400 446	103-26	400 890	59-42
400 015	45-7	400 438	76-16	400 466	112-29b	400 890	59B-35
400 015	102-75	400 438	76-17	400 466	112A-33b	400 890	60-42
400 016	95-30	400 438	76-24	400 448	2-69	400 890	60A-40
400 018	103-25	400 438	79-29	400 449	36-21	400 890	61-42
400 019	107-38	400 438	83-17	400 450	2-70	400 899	58-38
400 019	107A-38	400 438	83A-14	400 450	96-15	400 902	63A-34
400 051	83-18	400 438	93-120	400 450	98-8	400 904	31-12
400 051	83A-15	400 438	101-15	400 450	100-31	400 905	31-13
400 052	74A-64	400 438	102-97	400 451	2-63	400 905	31-28
400 052	99-54	400 438	104-68	400 451	2-69	400 907	58-58
400 052	104-63	400 438	122-32	400 451	85-66	400 910	33-9
400 053	99-30	400 438	125B-25	400 451	86-25	400 913	33C-21
400 053	99-55	400 438	133-35	400 451	100-27	400 914	58-58
400 054	96-29	400 440	2-48	400 451	103-23	400 915	58-39
400 055	100-26	400 440	2-51	400 451	103-27	400 915	58-41
400 056	99-55	400 440	2-61	400 455	2-69	400 915	59B-32
400 057	52A-42	400 440	15-20	400 455	86-26	400 916	31-29
400 057	74-69	400 440	27-25	400 456	74A-63	400 916	60-54
400 057	74A-39	400 440	38-57	400 459	126-28	400 917	31-30
400 059	85-28	400 440	40-70	400 460	2-59	400 917	58-36
400 059	86-19	400 440	45-8	400 669	30A-20	400 917	59-45
400 061	100-37	400 440	57-27	400 672	85-72	400 917	61-36
400 062	96-15	400 440	57A-27	400 673	63-6	400 917	61-37
400 075	100-24	400 440	73-76	400 673	63B-6	400 917	62-31
400 082	100-24	400 440	73A-76	400 673	95-36	400 917	62-31
400 103	101-18	400 440	74-59	400 673	103-41	400 917	63A-26
400 105	45-51	400 440	81-48	400 676	32-20	400 918	33A-18
400 105	45-87	400 440	81A-48	400 676	32-25	400 919	58-44
400 106	45-53	400 440	84-26	400 678	32-25	400 919	58-48
400 106	45-86	400 440	100-23	400 698	101-18	400 919	59-45
400 107	45-65	400 440	100-32	400 700	95-35	400 919	59A-42
400 108	45-52	400 441	2-43	400 702	33C-20	400 919	59A-43
400 108	45-56	400 441	36-32	400 703	33C-19	400 919	59A-44a
400 110	45-53	400 441	40-73	400 706	36-47	400 919	60-45
400 110	101-19	400 441	45-9	400 708	48-19	400 919	61-36
400 116	50-15	400 441	45-50	400 712	33C-22	400 919	62-20
400 116	103-19	400 441	74-67	400 864	30A-19	400 920	59-34
400 124	45-57	400 441	81-48	400 864	33A-17	400 920	59A-44
400 168	99-28	400 441	81-58	400 867	58-40	400 920	59B-34
400 187	36-41	400 441	98-25	400 867	58-45	400 920	60-34
400 188	41-70	400 441	122-31	400 868	32-25	400 920	60A-39
400 210	41-67	400 443	81-30	400 868	33-11	400 920	61-28
400 263	42-46	400 443	81A-30	400 868	96-10	400 920	63A-27
400 363	45-49	400 443	100-34	400 868	100-11	400 921	31-40
400 437	74-61	400 444	38-58	400 868	136-58	400 921	63A-18
400 437	84-7	400 444	41-64	400 870	32-25	400 922	61-25
400 437	104-68	400 444	52A-43	400 873	59A-59	400 924	59B-36
400 437	116-50	400 444	74A-44	400 875	32-12	400 924	60A-41
400 437	116B-27	400 444	96-27	400 876	59A-60	400 926	59-47
400 438	15-22	400 444	102-30	400 877	2-70	400 926	59A-58
400 438	27-26	400 446	2-63	400 879	58-32	400 926	60-47

PIPER PARTS CATALOG

Part Number	Figure and Index No.
400 926	63A-21
400 930	61-36
400 930	62-31
400 931	62-19
400 932	61-24
400 932	63A-24
401 185	125-28
401 185	125A-21
401 186	2-50
401 188	36-42
401 189	36-43
401 189	95-44
401 191	102-73
401 193	45-88
401 193	52A-44
401 193	97-47
401 194	102-77
401 195	41-81
401 263	45-10
401 263	76-19
401 263	102-76
401 264	102-31
401 265	46-53
401 266	2-47
401 266	7-5
401 266	25-10
401 266	33-10
401 266	36-31
401 266	41-18
401 266	48-43
401 266	73-55
401 266	73-59
401 266	73-76
401 266	73A-55
401 266	73A-76
401 266	74-65
401 266	79-26
401 266	81-53
401 266	87-26
401 266	94-71
401 266	98-21
401 266	102-58
401 266	112-72
401 266	112A-62
401 266	122-46
401 268	81-34
401 268	81A-34
401 269	36-33
401 269	40-73
401 269	73-82
401 269	73A-59
401 269	81-34
401 269	81A-34
401 269	81A-56
401 269	96-19
401 269	96-33
401 269	98-10
401 269	100-26
401 269	100-28
401 270	38-62

Part Number	Figure and Index No.
401 270	41-62
401 270	59-8
401 270	59A-10
401 270	59B-8
401 270	60-8
401 270	60A-8
401 270	61-8
401 270	62-8
401 270	98-2
401 273	38-58
401 273	45-85
401 273	70-50
401 273	73-80
401 273	73A-80
401 273	83-15
401 273	98-5
401 273	134-14
401 274	70-56
401 274	73-60
401 274	73A-60
401 280	59-8a
401 280	59A-9
401 280	61-8a
401 280	62-8a
401 280	63A-4c
401 280	102-96
401 282	100-29
401 285	74A-38
401 298	112-29e
401 298	112A-33e
401 302	89-28
401 302	89A-55
401 306	133-25
401 307	52-37
401 307	73-63
401 307	73A-63
401 307	79-30
401 307	85-61
401 307	86-56
401 307	89-39
401 307	89A-65
401 307	125-22
401 307	125A-26
401 307	126-29
401 307	134-13
401 310	41-73
401 310	41-77
401 310	58-62
401 310	81-33
401 310	81A-33
401 310	95-45
401 310	95-57
401 310	97-46
401 310	97-51
401 310	99-26
401 310	103-42
401 310	126-30
401 311	2-52
401 311	36-34
401 311	41-66

Part Number	Figure and Index No.
401 311	45-45
401 311	59B-33
401 311	104-64
401 312	2-57
401 312	48-13
401 312	52A-45
401 312	102-71
401 312	125B-18
401 315	45-26b
401 318	41-48
401 318	85-74
401 318	86-65
401 318	99-31
401 318	102-99
401 333	47-19
401 334	97-52
401 335	99-32
401 336	125B-17
401 353	2-46
401 353	36-44
401 353	36-45
401 353	36-52
401 353	36-52
401 354	36-46
401 359	46-50
401 362	125-25
401 362	125A-24
401 363	47-6
401 365	2-49
401 365	99-53
401 366	95-34
401 375	43A-4
401 375	47-19
401 388	42-43
401 388	46-52
401 390	126-34
401 400	122-29
401 404	41-82
401 406	125-20
401 406	125A-22
401 410	42-17
401 414	73-70
401 414	73A-70
401 417	73-61
401 417	73A-61
401 420	42-18
401 455	45-46
401 505	2-41
401 509	2-42
401 530	73-56
401 530	73A-56
401 580	2-44
401 918	85-68
401 918	86-62
401 989	125-26
401 989	125A-23
402 030	14-40
402 030	14A-48
402 031	45-54
402 070	33A-16

Part Number	Figure and Index No.
402 257	96-29
402 260	98-19
402 262	98-20
402 302	40-78
402 303	95-33
402 309	120-29
402 309	120A-29
402 309	120B-20
402 310	36-35
402 310	36-36
402 310	36-37
402 311	99-29
402 312	46-43
402 313	36-38
402 317	95-62
402 317	99-27
402 318	36-40
402 321	36-18
402 338	48-44
402 344	46-44
402 360	46-14c
402 370	42-45
402 377	42-44
402 422	45-60
402 425	45-55
402 437	45-48
402 735	98-24
402 779	41-61
402 785	41-61
402 789	41-61
402 796	41-71
402 798	41-72
402 801	41-80
402 805	41-71
402 807	41-72
402 807	41-80
402 811	41-79
402 818	41-61
402 819	41-70
402 867	102-17
402 868	102-16
403 098	73-57
403 098	73A-57
403 098	92-15
404 100	49-26
404 100	52A-42
404 100	74-69
404 100	74A-39
404 100	74A-64
404 100	98-20
404 100	98-24
404 100	99-30
404 100	99-54
404 100	99-55
404 100	100-24
404 100	103-41
404 100	104-63
404 101	36-35
404 101	36-36
404 101	36-37

PIPER PARTS CATALOG

Part Number	Figure and Index No.	Part Number	Figure and Index No.	Part Number	Figure and Index No.	Part Number	Figure and Index No.
404 101	36-38	404 101	45-87	404 321	125B-24	404 835	84-26
404 101	45-51	404 101	46-43	404 322	31-7	404 835	84-28
404 101	45-52	404 101	50-15	404 322	32-16	404 835	85-27
404 101	45-53	404 101	101-18	404 322	32-32	404 835	86-21
404 101	45-56	404 101	101-19	404 322	33-3c	404 835	96-19
404 101	45-57	404 101	102-70	404 322	95-14	404 835	98-5
404 101	45-65	404 101	103-19	404 322	96-24	404 835	98-8
404 101	45-86	404 102	41-70	404 322	100-15	404 835	98-10
404 101	45-87	404 102	46-44	404 322	103-20	404 835	100-31
404 101	46-43	404 103	41-65	404 325	81-46	404 835	100-37
404 101	50-15	404 103	41-67	404 325	81A-46	404 835	102-17
404 101	101-18	404 103	42-44	404 330	74-53	404 835	102-30
404 101	101-19	404 103	42-45	404 330	74A-16	404 835	102-96
404 101	102-70	404 104	42-46	404 330	74A-21	404 835	103-23
404 101	103-19	404 104	45-48	404 330	74A-35	404 835	103-24
404 102	41-70	404 104	45-55	404 330	82-41	404 835	103-26
404 102	46-44	404 104	45-60	404 330	104-6	404 835	103-47
404 103	41-65	404 105	41-71	404 335	126-30	404 835	129A-28
404 103	41-67	404 105	41-72	404 392	95-36	404 836	31-12
404 103	42-44	404 105	41-80	404 392	116-49	404 836	31-13
404 103	42-45	404 105	125A-20	404 393	36-47	404 836	31-28
404 104	42-46	404 105	125B-21	404 393	48-19	404 836	31-29
404 104	45-48	404 106	41-71	404 393	95-33	404 836	31-30
404 104	45-55	404 106	41-72	404 393	95-35	404 836	31-40
404 104	45-60	404 106	41-80	404 393	101-18	404 836	32-19
404 105	41-71	404 106	45-49	404 528	52B-15	404 836	33-9
404 105	41-72	404 107	41-79	404 528	108-13	404 836	33C-19
404 105	41-80	404 120	85-72	404 528	108-26	404 836	33C-20
404 105	125A-20	404 224	49-42	404 594	94-44	404 836	33C-21
404 105	125B-21	404 224	52-29	404 596	54-11	404 836	33C-22
404 106	41-71	404 224	74-15	404 596	74A-40	404 836	58-41
404 106	41-72	404 224	74A-66	404 596	130-35	404 836	59A-34
404 106	41-80	404 224	81-36	404 596	130A-38	404 836	59A-42
404 106	45-49	404 224	81A-36	404 678	37-19a	404 836	59A-43
404 107	41-79	404 224	85-26	404 678	114-22	404 836	59A-44a
404 120	85-72	404 224	85-71	404 678	114-37	404 836	59B-21
404 224	49-42	404 224	86-20	404 825	85-60	404 836	59B-32
404 224	52-29	404 224	94-42	404 825	86-55	404 836	59B-36
404 224	74-15	404 224	94-43	404 829	97-48	404 836	60-54
404 224	74A-66	404 224	94-58	404 829	102-60	404 836	60A-32
404 224	81-36	404 224	98-17	404 829	103-28	404 836	60A-41
404 224	81A-36	404 224	121A-51	404 829	117-24	404 836	61-28
404 224	85-26	404 224	121C-51	404 829	131-7	404 836	62-15
404 224	85-71	404 225	45-6	404 833	84-27	404 836	62-20
404 224	86-20	404 225	52A-21	404 833	117C-25	404 836	85-74
404 224	94-42	404 225	74-10	404 835	2-63	404 836	86-65
404 224	94-43	404 225	81-24	404 835	2-69	404 836	95-45
404 224	94-58	404 225	81-59	404 835	31-36	404 836	95-57
404 224	98-17	404 255	81A-24	404 835	33A-20	404 836	97-27
404 101	36-35	404 225	81A-57	404 835	33A-22	404 836	97-50
404 101	36-36	404 225	83-19	404 835	35-26	404 836	97-51
404 101	36-37	404 225	83A-16	404 835	38-59	404 836	97-52
404 101	36-38	404 225	126-35	404 835	38-75	404 836	99-26
404 101	45-51	404 226	29-11	404 835	40-77a	404 836	99-31
404 101	45-52	404 226	48-12	404 835	51-17	404 836	99-32
404 101	45-53	404 226	99-15	404 835	51-30	404 836	99-33
404 101	45-56	404 228	81-28	404 835	61-27	404 836	103-25
404 101	45-57	404 228	81A-28	404 835	81-53	404 836	104-64
404 101	45-65	404 321	125-19	404 835	81-58	404 837	95-44
404 101	45-86	404 321	125A-35	404 835	81A-45	404 837	104-70

PIPER PARTS CATALOG

Part Number	Figure and Index No.	Part Number	Figure and Index No.	Part Number	Figure and Index No.	Part Number	Figure and Index No.
404 838	45-46	404 887	63-6	404 887	96-15	404 888	52A-45
404 838	46-45	404 887	63A-4c	404 887	96-27	404 888	59A-58
404 838	108-26	404 887	63B-6	404 887	96-29	404 888	61-26
404 853	112-29b	404 887	68-60	404 887	96-33	404 888	63-11
404 853	112A-33b	404 887	68A-61	404 887	98-21	404 888	63A-18
404 887	2-43	404 887	68B-59	404 887	98-25	404 888	63A-34
404 887	2-47	404 887	68C-42	404 887	100-11	404 888	63B-11
404 887	2-48	404 887	70-50	404 887	100-23	404 888	73-63
404 887	2-51	404 887	70-56	404 887	100-26	404 888	73A-63
404 887	2-59	404 887	73-54	404 887	100-27	404 888	74A-42
404 887	2-70	404 887	73-55	404 887	100-34	404 888	79-24
404 887	7-100	404 887	73-59	404 887	101-15	404 888	79-30
404 887	14-40	404 887	73-60	404 887	101-22	404 888	81-33
404 887	14A-48	404 887	73-76	404 887	101-24	404 888	81A-33
404 887	15-20	404 887	73-80	404 887	102-102	404 888	83-16
404 887	15-22	404 887	73-82	404 887	104-68	404 888	83A-13
404 887	25-10	404 887	73A-55	404 887	112-72	404 888	87-28
404 887	25-16	404 887	73A-59	404 887	112A-62	404 888	95-27
404 887	25-17	404 887	73A-60	404 887	118-33	404 888	95-29
404 887	25-18	404 887	73A-76	404 887	118-37	404 888	95-30
404 887	25-19	404 887	73A-80	404 887	118-42	404 888	95-60
404 887	25-20	404 887	74-59	404 887	118-45	404 888	95-62
404 887	25-21	404 887	74-60	404 887	119-43	404 888	97-46
404 887	30A-19	404 887	74-61	404 887	121-55	404 888	99-27
404 887	30A-20	404 887	74-65	404 887	121-56	404 888	99-29
404 887	32-20	404 887	74-67	404 887	122-31	404 888	102-71
404 887	32-25	404 887	74-68	404 887	133-20	404 888	102-75
404 887	33A-24	404 887	74A-38	404 887	134-14	404 888	102-99
404 887	36-21	404 887	74A-50	404 887	136-58	404 888	102-103
404 887	38-61	404 887	74A-63	404 887	145-12	404 888	103-42
404 887	38-62	404 887	76-15	404 888	2-45	404 888	104-65
404 887	39-33	404 887	76-16	404 888	2-52	404 888	107-38
404 887	39-36	404 887	76-24	404 888	2-57	404 888	107A-38
404 887	40-44	404 887	79-25	404 888	30-16	404 888	117C-82
404 887	40-70	404 887	79-26	404 888	30A-17	404 888	125B-17
404 887	40-73	404 887	79-27	404 888	33A-28	404 888	125B-18
404 887	41-62	404 887	79-28	404 888	36-18	404 888	126-29
404 887	41-64	404 887	79-29	404 888	36-34	404 888	129A-29
404 887	45-8	404 887	81-30	404 888	36-39	404 888	137B-62
404 887	45-9	404 887	81-34	404 888	36-40	404 888	137B-64
404 887	45-50	404 887	81-45	404 888	41-47	404 888	137B-66
404 887	45-54	404 887	81-48	404 888	41-48	404 889	2-46
404 887	45-84	404 887	81A-30	404 888	41-63	404 889	2-49
404 887	48-28	404 887	81A-34	404 888	41-66	404 889	2-50
404 887	48-43	404 887	81A-39	404 888	41-68	404 889	36-41
404 887	49-43	404 887	81A-48	404 888	41-73	404 889	41-61
404 887	52-31	404 887	81A-56	404 888	41-93	404 889	41-68
404 887	52A-43	404 887	83-15	404 888	44A-12	404 889	41-81
404 887	58-45	404 887	83-17	404 888	44A-24	404 889	43A-6
404 887	59-8	404 887	83-18	404 888	45-7	404 889	45-88
404 887	59-8a	404 887	83A-14	404 888	45-26b	404 889	46-50
404 887	59A-9	404 887	83A-22	404 888	45-44	404 889	47-16
404 887	59A-10	404 887	85-66	404 888	45-45	404 889	48-44
404 887	59B-8	404 887	85-67	404 888	45-58	404 889	52A-44
404 887	60-8	404 887	86-25	404 888	48-13	404 889	97-47
404 887	60A-8	404 887	86-26	404 888	48-14	404 889	99-28
404 887	61-8	404 887	87-26	404 888	48-15	404 889	99-53
404 887	61-8a	404 887	93-120	404 888	48-16	404 889	102-77
404 887	62-8	404 887	94-71	404 888	48-18	404 890	41-82
404 887	62-8a	404 887	96-10	404 888	52-38	404 890	42-17

PIPER PARTS CATALOG

Part Number	Figure and Index No.	Part Number	Figure and Index No.	Part Number	Figure and Index No.	Part Number	Figure and Index No.
404 890	42-18	404 910	93-66	406 728	36-53	407 044	125-21
404 890	73-61	404 910	93-75	406 789	13-3a	407 044	125-22
404 890	73-70	404 910	95-19	406 789	13A-3a	407 044	125A-19
404 890	73A-61	404 910	96-11	406 789	13-4a	407 044	125A-25
404 890	73A-70	404 910	99-41	406 789	13A-4b	407 044	125A-26
404 890	126-34	404 910	99-43	406 789	13A-5a	407 044	125B-15
404 891	2-41	404 910	100-25	406 789	13A-6a	407 044	125B-19
404 891	2-42	404 910	102-101	406 789	14-21a	407 044	125B-25
404 908	74A-45	404 910	117C-89	406 789	14-22a	407 044	126-35
404 908	98-13	404 910	117C-96	406 789	14A-30a	407 044	133-25
404 908	98-36	404 910	118-25	406 789	14A-31a	407 044	134-13
404 909	31-24	404 910	118-28	406 789	16-4a	407 045	125-2B
404 909	35-19	404 910	121-57	406 789	16-5a	407 045	125A-21
404 909	35-29	404 910	121A-47	406 789	16-61a	407 046	122-29
404 909	35-32	404 910	121B-57	406 789	16-62a	407 046	125-26
404 909	41-61	404 910	121C-47	406 789	16-63a	407 046	125A-23
404 909	74-62	404 910	123-7	406 789	17-12a	407 099	129-25
404 909	84A-11	404 910	144-5	406 789	17-13a	407 099	129-35
404 909	95-52	404 910	145-13	406 789	17-14a	407 099	143-9
404 909	97-49	404 913	2-44	406 789	17-15a	407 099	143-10
404 909	101-23	404 932	117C-50	406 789	18-19a	407 101	110-53
404 909	102-52	404 932	123-14	406 789	18-20a	407 103	113-18
404 909	102-79	404 932	123-16	406 812	16-6a	407 120	27-27
404 909	104-67	404 974	73-57	406 820	134-5	407 120	85-6
404 909	112-79	404 974	73A-57	406 825	13-3a	407 120	85-14
404 909	117-26	404 975	47-6	406 825	13-4a	407 120	86-6
404 909	118-49	404 986	125-20	406 825	13A-3a	407 128	114-21
404 909	118-53	404 986	125A-22	406 825	13A-6a	407 128	114-36
404 909	130A-41	404 995	125-25	406 826	36-6	407 128	116-50
404 909	144-9	404 995	125A-24	406 826	134-3	407 128	116B-27
404 910	25-11	405 312	84-28	406 829	13A-4b	407 132	130-35
404 910	25-12	405 581	95-11	406 829	13A-5a	407 132	130A-38
404 910	25-13	406 343	27-33	406 848	145-15	407 133	53C-61
404 910	25-14	406 355	38-63	407 040	74A-40	407 133	114-19
404 910	25-15	406 355	39-38	407 041	58-64	407 134	52-27
404 910	26-11	406 355	117-29	407 041	63-20	407 135	31-39
404 910	27-11	406 358	31-23	407 041	63-21	407 135	114-24
404 910	28-7	406 362	2-68	407 041	63B-48	407 136	58-38
404 910	28-8	404 362	36-49	407 041	137-17	407 136	89-39
404 910	28-9	406 362	87-29	407 041	145-15	407 136	89A-65
404 910	29-13	406 369	59-39	407 042	31-37	407 136	91-14
404 910	41-75	406 372	145-16	407 042	48-20	407 136	92-14
404 910	46-51	406 385	130-19	407 042	63-28	407 136	92-15
404 910	49-45	406 526	117-25	407 042	63B-26	407 139	81-28
404 910	52-30	406 636	102-16	407 042	73A-59	407 139	81A-28
404 910	74-83	406 638	73-62	407 042	73A-60	407 139	106-34
404 910	74A-41	406 638	73A-62	407 042	73A-80	407 139	106-40
404 910	74A-52	406 638	94-45	407 042	87-30	407 151	52-28
404 910	81-43	406 638	94-63	407 042	102-55	407 468	72-36
404 910	81-51	406 688	80-92	407 042	113A-26e	407 468	72-37
404 910	81-56	406 691	80-92	407 042	117C-92	407 561	29-36
404 910	81A-32	406 702	33A-17	407 043	29-10	407 561	59-31
404 910	81A-43	406 727	36-32	407 043	94-49	407 561	59-32
404 910	81A-51	406 727	36-33	407 043	126-30	407 561	59A-36
404 910	81A-53	406 728	36-42	407 044	52-37	407 561	59A-37
404 910	83-21	406 728	36-43	407 044	85-61	407 561	60-31
404 910	83A-18	406 728	36-44	407 044	85-62	407 561	60-32
404 910	84-8	406 728	36-45	407 044	86-56	407 561	62-28
404 910	87-34	406 728	36-46	407 044	86-57	407 561	123-2d
404 910	93-57	406 728	36-52	407 044	125-9	407 562	35-24

PIPER PARTS CATALOG

Part Number	Figure and Index No.
407 562	58-33
407 562	58-34
407 562	58-34a
407 562	95-52
407 562	102-52
407 562	102-79
407 562	103-28
407 562	112-79
407 562	131-7
407 563	25-11
407 563	25-12
407 563	25-13
407 563	25-14
407 563	25-15
407 563	27-11
407 563	27-28
407 563	41-75
407 563	46-51
407 563	49-53
407 563	74A-41
407 563	81-51
407 563	83-21
407 563	83A-18
407 563	87-34
407 563	93-57
407 563	93-66
407 563	93-75
407 563	95-19
407 563	96-11
407 563	99-43
407 563	117C-25
407 563	117C-89
407 563	117C-96
407 563	118-53
407 563	123-7
407 563	144-5
407 564	2-47
407 564	2-48
407 564	2-51
407 564	2-59
407 564	7-100
407 564	14-40
407 564	14A-48
407 564	25-10
407 564	27-26
407 564	32-20
407 564	32-25
407 564	33-11
407 564	35-26
407 564	35-27
407 564	36-21
407 564	38-61
407 564	38-62
407 564	40-70
407 564	40-73
407 564	41-18
407 564	41-62
407 564	41-64
407 564	45-8
407 564	45-50

Part Number	Figure and Index No.
407 564	45-54
407 564	45-85
407 564	46-53
407 564	48-28
407 564	48-43
407 564	49-51
407 564	51-16
407 564	51-29
407 564	52A-42
407 564	52A-43
407 564	58-40
407 564	58-45
407 564	59-8
407 564	59-8a
407 564	59-36
407 564	59A-9
407 564	59A-10
407 564	59B-8
407 564	60-8
407 564	60-36
407 564	60A-8
407 564	60A-29
407 564	60A-30
407 564	61-8
407 564	61-8a
407 564	62-8
407 564	62-8a
407 564	63A-4c
407 564	68-60
407 564	68A-61
407 564	68B-59
407 564	68C-42
407 564	70-50
407 564	70-56
407 564	73-54
407 564	73-55
407 564	73-59
407 564	73-76
407 564	73A-55
407 564	73A-76
407 564	74-20
407 564	74-58
407 564	74-60
407 564	74-69
407 564	74A-39
407 564	74A-63
407 564	74A-64
407 564	76-24
407 564	79-25
407 564	79-26
407 564	79-27
407 564	79-29
407 564	81-23
407 564	81-27
407 564	81-30
407 564	81-34
407 564	81-45
407 564	81-48
407 564	81-58
407 564	81A-23

Part Number	Figure and Index No.
407 564	81A-27
407 564	81A-30
407 564	81A-34
407 564	81A-48
407 564	81A-56
407 564	83-15
407 564	83-17
407 564	83-18
407 564	83A-14
407 564	84-7
407 564	84-26
407 564	85-27
407 564	85-66
407 564	86-21
407 564	86-25
407 564	87-26
407 564	93-120
407 564	94-42
407 564	94-43
407 564	94-71
407 564	96-15
407 564	96-19
407 564	96-27
407 564	96-29
407 564	98-2
407 564	98-8
407 564	98-10
407 564	98-19
407 564	98-20
407 564	98-24
407 564	99-54
407 564	100-24
407 564	100-26
407 564	100-27
407 564	100-29
407 564	100-31
407 564	100-34
407 564	100-37
407 564	102-16
407 564	102-17
407 564	102-30
407 564	103-24
407 564	103-26
407 564	103-40
407 564	104-63
407 564	104-66
407 564	104-68
407 564	118-37
407 564	122-31
407 564	122-34
407 564	126-28
407 564	134-14
407 564	145-12
407 565	2-45
407 565	2-57
407 565	31-28
407 565	31-29
407 565	31-30
407 565	31-40
407 565	32-21

Part Number	Figure and Index No.
407 565	33-7
407 565	33A-18
407 565	36-18
407 565	36-34
407 565	36-35
407 565	36-36
407 565	36-37
407 565	36-38
407 565	36-39
407 565	36-40
407 565	41-47
407 565	41-48
407 565	41-63
407 565	41-66
407 565	41-68
407 565	41-73
407 565	41-74
407 565	41-76
407 565	41-77
407 565	41-93
407 565	41-95
407 565	44A-10
407 565	44A-22
407 565	45-7
407 565	45-26b
407 565	45-44
407 565	45-45
407 565	45-51
407 565	45-52
407 565	45-53
407 565	45-58
407 565	45-65
407 565	45-87
407 565	46-43
407 565	47-19
407 565	48-13
407 565	50-15
407 565	52A-45
407 565	58-39
407 565	58-41
407 565	58-48
407 565	58-62
407 565	59-45
407 565	59-47
407 565	59A-34
407 565	59A-42
407 565	59A-43
407 565	59A-44a
407 565	59A-58
407 565	59B-21
407 565	59B-33
407 565	59B-34
407 565	59B-36
407 565	60-45
407 565	60-47
407 565	60A-39
407 565	60A-32
407 565	60A-41
407 565	61-24
407 565	61-25

PIPER PARTS CATALOG

Part Number	Figure and Index No.	Part Number	Figure and Index No.	Part Number	Figure and Index No.	Part Number	Figure and Index No.
407 565	61-36	407 565	121C-49	407 567	74A-51	407 569	107A-23
407 565	62-19	407 565	125B-17	407 567	102-70	407 569	112-6
407 565	62-20	407 565	125B-18	407 567	102-72	407 569	116-20
407 565	62-31	407 565	134-13	407 567	105A-75	407 569	125A-20
407 565	63A-21	407 565	137B-62	407 567	107-43	407 569	125B-21
407 565	63A-24	407 566	2-46	407 567	107A-39	407 570	2-44
407 565	63A-27	407 566	29-11	407 567	122-29	407 570	41-71
407 565	73-68b	407 566	36-41	407 568	2-41	407 570	41-72
407 565	73A-68b	407 566	36-43	407 568	2-42	407 570	41-80
407 565	74A-42	407 566	36-44	407 568	42-42	407 570	45-49
407 565	74A-50	407 566	36-46	407 568	45-48	407 570	73-42
407 565	81-33	407 566	36-53	407 568	45-55	407 570	73-69
407 565	82-14	407 566	41-61	407 568	45-60	407 570	73A-42
407 565	83-16	407 566	41-68	407 568	49-52	407 570	73A-69
407 565	83A-13	407 566	41-69	407 568	50-18	407 570	124-42
407 565	85-60	407 566	41-70	407 568	52A-28	407 570	124-45
407 565	85-74	407 566	43A-5	407 568	52A-30	407 571	41-79
407 565	86-55	407 566	45-88	407 568	52A-32	407 571	98-21
407 565	86-65	407 566	46-44	407 568	52A-33	407 572	48-25
407 565	87-28	407 566	46-50	407 568	52A-53	407 573	85-37
407 565	89-28	407 566	47-6	407 568	70-45	407 573	86-61
407 565	89A-55	407 566	47-16	407 568	70-48	407 573	89-23
407 565	91-15	407 566	48-12	407 568	70-67	407 573	89-33
407 565	92-16	407 566	48-44	407 568	71-26	407 573	89-35
407 565	93-13	407 566	52-19	407 568	71-27	407 573	89A-67
407 565	93-45	407 566	52A-44	407 568	102-18	407 573	105A-77
407 565	94-49	407 566	70-42	407 568	105-67	407 573	105A-84
407 565	95-27	407 566	70-47	407 568	105A-76	407 573	107-42
407 565	95-29	407 566	87-34	407 568	105A-78	407 573	122-26
407 565	95-33	407 566	94-54	407 568	105A-79	407 573	124-40
407 565	95-45	407 566	94-70	407 568	106-25	407 573	124-48
407 565	95-57	407 566	95-34	407 568	106-26	407 575	48-42
407 565	95-60	407 566	95-44	407 568	106-33	407 575	119A-2
407 565	97-27	407 566	97-47	407 568	107-39	407 575	119B-77
407 565	97-29	407 566	99-28	407 568	107-41	407 576	77-12
407 565	97-50	407 566	102-77	407 568	107A-21	407 579	89-56
407 565	97-51	407 566	104-43	407 568	107A-26	407 579	89A-41
407 565	97-52	407 566	104-44	407 568	119-2	407 582	29-12
407 565	99-26	407 566	104-70	407 568	119-50	407 582	31-24
407 565	99-31	407 566	125-25	407 568	119-51	407 582	129-22
407 565	99-32	407 566	125A-24	407 568	119A-50	407 583	27-28
407 565	99-33	407 567	29-11	407 568	119A-51	407 583	31-25
407 565	101-18	407 567	41-61	407 568	119B-74	407 583	74-63
407 565	101-19	407 567	41-65	407 568	119B-75	407 583	81A-32
407 565	102-70	407 567	41-67	407 568	128-50	407 583	81A-51
407 565	102-71	407 567	41-82	407 568	137A-52	407 584	2-51
407 565	102-75	407 567	42-17	407 569	29-23	407 584	2-69
407 565	102-99	407 567	42-44	407 569	41-71	407 584	2-70
407 565	103-19	407 567	42-45	407 569	41-72	407 584	25-16
407 565	103-25	407 567	46-14c	407 569	41-80	407 584	25-17
407 565	103-42	407 567	51-8	407 569	57-5	407 584	25-18
407 565	104-64	407 567	70-41	407 569	57-6	407 584	25-19
407 565	104-65	407 567	70-46	407 569	57-38	407 584	25-20
407 565	107-38	407 567	72-35	407 569	57-39	407 584	25-21
407 565	107A-38	407 567	73-35	407 569	57A-6	407 584	29-10
407 565	118-35	407 567	73-61	407 569	57A-18	407 584	31-36
407 565	120-29	407 567	73-70	407 569	57A-19	407 584	33A-20
407 565	120A-29	407 567	73A-35	407 569	57A-31	407 584	33A-22
407 565	120B-20	407 567	73A-61	407 569	105A-74	407 584	33A-24
407 565	121A-49	407 567	73A-70	407 569	107-23	407 584	35-8

PIPER PARTS CATALOG

Part Number	Figure and Index No.	Part Number	Figure and Index No.	Part Number	Figure and Index No.	Part Number	Figure and Index No.
407 584	36-31	407 585	31-29	407 591	45-60	410 240	28-9
407 584	39-33	407 585	31-30	407 591	90-24	410 241	28-8
407 584	39-36	407 585	31-40	407 592	112-6	410 241	33A-26
407 584	40-44	407 585	32-21	407 592	112A-6	410 242	28-7
407 584	45-10	407 585	33A-18	407 595	103-49	410 243	26-11
407 584	49-26	407 585	33A-28	407 595	119A-2	410 248	27-11
407 584	50-17	407 585	33C-19	407 595	119B-77	410 251	93-57
407 584	52-2	407 585	33C-20	407 597	2-44	410 251	93-66
407 584	52-13	407 585	33C-21	407 597	113-34	410 251	93-75
407 584	59-33	407 585	33C-22	407 597	113A-24	410 253	96-11
407 584	59A-33	407 585	40-78	407 601	45-47	410 319	40-77a
407 584	59A-39	407 585	44A-12	407 674	79-28	410 320	38-75
407 584	60-33	407 585	44A-24	407 675	73-57	411 207	38-59
407 584	60A-33	407 585	45-53	407 675	73A-57	411 208	33A-24
407 584	61-27	407 585	45-56	407 682	125-10	411 211	39-33
407 584	63-6	407 585	45-86	407 682	125-32	411 214	39-36
407 584	63B-6	407 585	46-43	407 682	125-33	411 349	48-41
407 584	64-5	407 585	59-34	407 686	125-24	411 529	31-39
407 584	65-17	407 585	59-45	407 702	32-12	411 530	24-61
407 584	73-60	407 585	59-47	407 800	15-22	411 530	49-48
407 584	73-80	407 585	59A-44	407 800	96-32	411 530	79-28
407 584	73-82	407 585	59B-21	407 800	102-97	411 530	81A-39
407 584	73A-59	407 585	60-34	407 800	116-50	411 530	101-16
407 584	73A-60	407 585	60-47	407 800	116B-27	411 530	118-45
407 584	73A-80	407 585	60A-32	407 800	122-31	411 531	16-67
407 584	74-59	407 585	61-28	407 800	122-33	411 531	24-61
407 584	74-64	407 585	61-36	407 801	117C-84	411 531	74-61
407 584	74-65	407 585	63A-34	408 813	68-60	411 531	79-27
407 584	74-66	407 585	74A-36	408 813	68A-61	411 531	122-48
407 584	74-67	407 585	74A-37	408 813	68B-59	411 532	49-46
407 584	76-15	407 585	79-24	408 813	68C-42	411 532	52-26
407 584	81A-32	407 585	79-30	408 815	52-24	411 532	79-25
407 584	83A-22	407 585	84A-20	408 816	94-41	411 532	81-44
407 584	85-28	407 585	94-49	408 825	102-73	411 532	81A-44
407 584	85-67	407 585	95-35	408 833	94-41	411 532	94-49
407 584	86-19	407 585	97-34	408 837	2-56	411 532	129-34
407 584	86-26	407 585	101-18	410 031	56-40	411 532	145-12
407 584	98-2	407 585	102-71	410 032	56-40	411 533	29-10
407 584	98-5	407 585	102-103	410 032	63-55	411 533	118-42
407 584	100-24	407 585	121A-49	410 032	63B-53	411 534	68-60
407 584	100-37	407 585	121C-49	410 033	56-40	411 534	68A-61
407 584	101-15	407 585	123-2c	410 040	31-36	411 534	68B-59
407 584	102-31	407 585	123-14	410 042	103-24	411 534	68C-42
407 584	102-58	407 585	123-16	410 044	63-33	411 534	101-16
407 584	103-21	407 585	137B-66	410 044	63-34	411 534	133-20
407 584	103-22	407 586	36-52	410 044	63B-31	411 535	29-14
407 584	103-23	407 586	36-53	410 045	63-37	411 535	74A-66
407 584	103-41	407 586	41-61	410 045	63B-34	411 535	119-43
407 584	114-20	407 586	46-54	410 046	63-54	411 535	119A-43
407 584	114-35	407 586	74A-53	410 046	63B-52	411 536	35-25
407 584	114A-10	407 587	29-11	410 047	63-37	411 536	64-18
407 584	121-55	407 587	41-61	410 047	63B-54	411 537	35-33
407 584	125-18	407 587	74-68	410 071	102-75	411 537	81A-45
407 584	125A-27	407 587	125-20	410 071	102-103	411 538	7-100
407 584	125B-20	407 587	125A-22	410 074	102-103	411 539	49-50
407 585	2-45	407 588	63A-18	410 077	30A-17	414 506	129A-27
407 585	30-23	407 589	104-15a	410 077	33A-31	414 508	65-18
407 585	31-12	407 591	2-41	410 080	32-19	414 508	87-29
407 585	31-13	407 591	42-42	410 082	30-23	414 508	87-35
407 585	31-28	407 591	42-46	410 082	33A-28	414 509	129-23

PIPER PARTS CATALOG

Part Number	Figure and Index No.	Part Number	Figure and Index No.	Part Number	Figure and Index No.	Part Number	Figure and Index No.
414 705	94-45	415 499	85-14	415 535	29-13	415 754	63-24
414 706	94-63	415 507	145-27	415 535	31-37	415 754	63B-22
414 719	80-92	415 509	73-62	415 535	41-75	416 091	100-12
414 722	52-33	415 509	73A-62	415 535	48-20	416 091	136-59
414 738	118-55	415 509	74-70	415 535	49-58	416 092	74-62
414 740	78A-19	415 509	74A-40	415 535	52-35	416 098	42-47
414 747	103-36	415 513	117-25	415 535	81-43	416 127	82-42
414 747	117C-18	415 513	117-29	415 535	81-51	416 131	125-33
414 748	2-68	415 513	137-17	415 535	81A-32	416 258	97-44
414 748	36-48	415 514	112-79	415 535	81A-43	416 633	102-102
414 748	36-49	415 517	53C-61	415 535	81A-51	416 785	118-33
414 748	36-50	415 517	78-32	415 535	81A-53	416 798	65-7
414 748	38-63	415 517	78A-44	415 535	102-55	416 804	103-47
414 748	39-38	415 518	31-23	415 535	118-25	416 998	49-49
414 748	40-46	415 518	35-14	415 535	118-28	417 701	121-55
414 756	35-21	415 518	35-19	415 535	118-31	417 703	49-47
414 760	65-18	415 518	40-71	415 535	121-57	417 703	121-56
414 761	87-15	415 518	83-20	415 535	121A-47	418 652	125-32
414 762	13-58	415 518	83A-17	415 535	121B-57	418 654	125-10
414 762	13A-59	415 518	95-52	415 535	121C-47	419 600	46-26
414 762	16-76	415 518	97-48	415 535	134-12	419 631	145-11
414 762	74-63	415 518	117-26	415 535	145-13	419 633	117-28
414 763	2-30	415 518	118-49	415 536	24-61	419 646	30-11
414 763	46-55	415 520	31-24	415 536	81-56	419 704	65-23
414 763	52-32	415 520	35-29	415 536	83-21	419 712	33A-15
414 763	63-5	415 520	36-51	415 536	83A-18	419 882	58-73
414 763	63B-5	415 520	53C-61	415 536	97-42	419 883	102-50
414 763	85-82	415 520	74A-54	415 536	117C-89	419 886	102-51
414 763	87-34	415 520	118-53	415 536	144-5	419 912	33-12
414 763	93-48	415 520	129-24	415 537	63-21	419 932	63A-22
414 763	93-119	415 520	130-34	415 537	63B-19	419 943	123-8
414 777	117-27	415 520	144-9	415 537	93-108	419 953	145-16
414 779	76-17	415 521	35-32	415 537	104-69	419 961	27-13
414 779	76-24	415 521	58-64	415 538	117C-96	419 961	81-64
414 779	87-16	415 521	94-44	415 538	74A-52	420 185	27-23
414 779	94-40	415 521	97-49	415 539	102-54	420 192	130-19
414 779	131-13	415 521	102-60	415 540	46-51	424 022	59A-38
414 793	65-16	415 521	117C-21	415 541	100-25	424 032	29-12
415 146	131-7	415 522	48-17	415 542	73A-60	424 032	29-36
415 149	93-118	415 522	63-20	415 542	73A-80	424 039	102-105
415 158	102-79	415 522	63B-48	415 542	99-41	424 050	52-13
415 161	103-28	415 522	129-22	415 543	102-101	424 051	31-26
415 244	84-29	415 528	102-52	415 544	76-23	424 051	35-8
415 249	63-19	415 531	143-9	415 544	97-43	424 051	35-17
415 261	30-10	415 532	129-35	415 544	123-7	424 051	35-24
415 266	65-15	415 533	24-60	415 628	97-38	424 051	35-27
415 295	74A-41	415 533	52-34	415 628	101-23	424 051	36-35
415 369	32-21	415 533	58-70	415 628	131-6	424 051	36-37
415 379	73-58	415 533	63-28	415 631	134-20	424 051	36-38
415 379	73A-58	415 533	63B-26	415 632	73A-59	424 051	36-47
415 380	33A-20	415 533	64-5	415 632	99-43	424 051	48-19
415 380	33A-22	415 533	65-17	415 633	95-19	424 051	49-26
415 449	134-16	415 533	101-14	415 686	130-35	424 051	50-14
415 449	134-20	415 533	113A-26e	415 687	123-2d	424 051	52-2
415 491	74A-45	415 533	117C-92	415 688	97-45	424 051	52-13
415 498	84-25	415 533	118-52	415 688	98-13	424 051	52A-42
415 498	84-27	415 533	129-25	415 689	98-36	424 051	58-33
415 498	84A-11	415 533	143-10	415 752	85-6	424 051	58-34
415 498	87-30	415 535	24-61	415 752	86-6	424 051	58-34a
415 499	84-8	415 535	27-27	415 752	113-17	424 051	59-31

PIPER PARTS CATALOG

Part Number	Figure and Index No.
424 051	59-32
424 051	59-36
424 051	59A-36
424 051	59A-37
424 051	59A-39
424 051	60-31
424 051	60-32
424 051	60-36
424 051	60A-29
424 051	60A-30
424 051	62-28
424 051	63A-33
424 051	74-58
424 051	74-64
424 051	74-66
424 051	74A-36
424 051	74A-37
424 051	81-23
424 051	81-27
424 051	81A-23
424 051	81A-27
424 051	84A-20
424 051	84A-21
424 051	93-109
424 051	95-33
424 051	95-35
424 051	95-36
424 051	95-61
424 051	96-15
424 051	96-29
424 051	97-23
424 051	98-19
424 051	98-20
424 051	98-24
424 051	98-28
424 051	99-30
424 051	99-35
424 051	99-54
424 051	99-55
424 051	100-24
424 051	100-26
424 051	100-37
424 051	102-70
424 051	103-19
424 051	103-21
424 051	103-22
424 051	103-40
424 051	103-41
424 051	104-63
424 051	104-66
424 051	116-49
424 051	117C-50
424 051	118-35
424 051	121A-49
424 051	121C-49
424 051	123-2c
424 051	123-14
424 051	123-16
424 051	125-18
424 051	125A-27

Part Number	Figure and Index No.
424 051	125B-20
424 051	137B-65
424 051	137B-67
424 052	35-20
424 052	41-70
424 052	45-51
424 052	45-52
424 052	45-53
424 052	45-56
424 052	45-57
424 052	45-65
424 052	45-86
424 052	45-87
424 052	46-43
424 052	46-44
424 052	50-15
424 052	74-69
424 052	74A-39
424 052	74A-64
424 052	101-18
424 052	101-19
424 053	36-36
424 053	117C-46
424 054	68A-78
424 054	68B-74
424 054	68C-54
424 055	33A-12
424 057	116A-29
424 059	42-44
424 059	42-45
424 059	42-46
424 059	45-48
424 059	45-55
424 059	45-60
424 059	74A-51
424 059	85-72
424 060	41-65
424 060	41-67
424 060	41-71
424 060	41-72
424 060	41-80
424 060	125A-33
424 060	125B-26
424 067	45-49
424 068	41-71
424 068	41-72
424 068	41-79
424 068	41-80
424 071	42-48
424 140	29-12
424 141	59A-39
424 141	60A-29
424 141	62-28
424 142	58-33
424 142	59-36
424 142	60-36
424 142	60A-30
424 143	58-34
424 143	58-34a
424 143	59-32

Part Number	Figure and Index No.
424 143	59A-36
424 143	60-32
424 144	58-34a
424 145	35-24
424 145	59-31
424 145	59A-37
424 145	60-31
424 145	93-109
424 147	29-36
424 147	137B-67
424 148	35-20
424 154	84A-20
424 154	95-61
424 157	137B-65
424 163	98-28
424 163	102-105
424 165	99-35
424 173	103-40
424 174	74-58
424 174	104-66
424 174	125-18
424 174	125A-27
424 174	125B-20
424 175	52-2
424 175	74-64
424 176	35-8
424 176	50-13
424 176	103-21
424 177	81-27
424 177	81A-27
424 178	74-66
424 178	81-23
424 178	81A-23
424 181	98-35
424 183	35-17
424 184	63A-33
424 185	103-22
424 186	35-17
424 188	35-27
424 205	74A-37
424 205	121A-49
424 205	121C-49
424 209	74A-36
424 500	100-33
424 503	103-43
424 505	96-22
424 505	98-11
424 506	95-39
424 506	96-20
424 506	98-3
424 507	95-46
424 507	95-58
424 507	97-24
424 507	97-35
424 507	99-25
424 507	99-36
424 508	95-41
424 508	100-35
424 509	95-42
424 510	96-28

Part Number	Figure and Index No.
424 511	48-21
424 512	95-31
424 513	96-26
424 513	97-22
424 513	98-6
424 514	95-28
424 515	99-20
424 517	48-22
424 518	99-38
424 519	102-56
424 519	102-105
424 520	98-9
424 521	97-20
424 522	137B-63
424 527	95-32
424 534	104-57
424 541	99-34
424 910	125A-28
424 910	125B-14
434 118	118-50
434 119	70-52
434 122	113-7
434 122	113A-7
434 123	101-25
434 124	117C-83
434 126	112-72
434 126	112A-62
434 128	101-20
434 128	113-3
434 128	113A-6
434 130	89-29
434 130	89A-64
434 132	101-12
434 134	52-1
434 134	104-38
434 138	71-20
434 138	72-38
434 138	124-46
434 144	89A-66
434 150	119A-3
434 151	116-26
434 151	116B-26
434 152	119-7
434 154	78A-42
434 154	78A-52
434 154	122-28
434 155	119-3
434 158	89-53
434 158	122-40
434 158	124-33
434 163	86-32
434 163	122-27
434 168	70-53
434 175	112-29f
434 175	112A-33f
434 182	89-32
434 182	116-64
434 182	116B-31
450 742	127-53
451 730	45-68

PIPER PARTS CATALOG

Part Number	Figure and Index No.	Part Number	Figure and Index No.	Part Number	Figure and Index No.	Part Number	Figure and Index No.
451 732	41-4	452 381	93-61	453 124	42-33	453 861	41-31
451 735	45-78	452 381	93-70	453 124	46-37	453 861	41-34
451 738	41-5	452 381	96-7	453 186	53-22	453 886	128-30
451 748	45-68	452 381	100-12c	453 189	67-3	454 053	42-34
451 809	141-3	452 381	136-59c	453 206	41-19	454 053	46-36
451 813	101-10	452 383	33A-3	453 206	45-67	454 173	15-23
451 822	106-1	452 383	41-23	453 206	52A-39	454 173	15A-17
451 822	108-18	452 383	41-25	453 424	130-27	454 173	71-30
451 825	105-1	452 383	45-13	453 424	130A-36	454 173	105-48
451 825	105A-1	452 383	52A-20	453 474	129B-11	454 173	105A-54
451 825	108-1	452 386	7-47	453 602	68-48	454 277	136-92
451 826	105-1	452 386	7-49	453 602	68A-46	454 277	137-88
451 826	105A-1	452 386	36-25	453 602	68B-44	454 277	137A-18
451 826	108-1	452 386	37-19	453 616	6B-69	454 277	137B-49
451 832	106-1	452 386	39-32	453 616	68A-56	454 277	137C-76
451 832	108-18	452 386	39-35	453 616	68B-54	454 294	58-54
451 841	73-77	452 386	39-43	453 723	45-26	454 299	72-34
451 841	73A-77	452 412	31-9	453 729	39-27	454 299	105-49
451 841	74-75	452 412	31-11	453 729	39-29	454 299	105A-55
451 841	101-26	452 412	45-15	453 732	91-13	454 302	29-39
451 841	118-18	452 412	45-18	453 732	92-17	454 303	29-39
451 841	133-28	452 412	45-84	453 735	46-6	454 343	145-20
451 853	34-6	452 412	48-11	453 736	45-62	454 615	128-38
451 853	70-45	452 429	42-39	453 744	46-10	454 624	128-38
451 853	71-27	452 431	103-2	453 768	41-85	454 635	128-19
451 857	72-30	452 439	45-17	453 770	41-87	454 636	128-18
451 857	75-9	452 440	45-42	453 774	45-29	454 642	129-5
451 881	116B-39	452 441	41-27	453 774	45-81	454 642	136-86
451 881	116B-48	452 457	40-60	453 775	42-23	454 642	137-81
451 901	85-13	452 457	40-62	453 776	45-21	454 643	136-86
451 911	116-17	452 457	40-64	453 776	45-24	454 643	137-81
451 939	72A-17	452 458	102-8	453 777	41-38	454 644	136-86
452 009	99-49	452 480	98-18	453 778	41-87	454 644	137-81
452 009	104-55	452 480	100-14	453 782	45-64	454 645	126-45
452 009	136-40	452 483	32-15	453 786	42-21	454 645	128-54
452 009	136-43	452 512	102-46	453 787	8-44	454 656	124-31
452 009	136-46	452 512	102-85	453 794	38-72	454 656	129-5
452 011	48-6	452 523	74-57	453 808	46-16	454 656	136-86
452 011	95-24	452 536	125-17	453 809	42-22	454 656	137B-54
452 011	102-48	452 564	32-31	453 815	46-17	454 656	140-2
452 015	96-16	452 568	81A-55	453 818	37-21a	454 657	129-5
452 015	97-15	452 577	93-82	453 818	108-30b	454 657	129A-9
452 015	98-14	452 600	100-10	453 819	39-30	454 657	129A-18
452 036	33A-8	452 600	136-57	453 824	102-13	454 657	136-86
452 058	145-26	452 606	81-32	453 825	93-11	454 657	137-81
452 331	8-35	452 606	84-23	453 825	93-43	454 657	137B-54
452 335	32-15	452 624	125-16	453 825	133-30	454 658	129-5
452 335	81-31	452 661	32-31	453 836	31-21	454 658	136-86
452 335	81A-31	452 664	125A-16	453 840	72-40	454 658	137-81
452 344	95-5	452 664	125B-12	453 841	68-49	454 659	129-5
452 344	99-7	452 687	63-12b	453 843	31-5	454 660	129-5
452 357	33A-9	452 691	125A-17	453 845	37-20a	454 662	128-54
452 357	45-5	452 691	125B-13	453 845	52B-19	454 662	129-5
452 357	74-9	452 734	10B-66	453 845	108-17a	454 662	129A-36
452 357	96-25	452 775	74A-15	453 845	108-30b	454 682	124-31
452 359	94-3	452 848	32-31	453 854	73-45	454 682	129A-23
452 359	94-5	452 860	33-3c	453 854	73A-45	454 682	129B-11
452 351	95-6	452 918	134-9	453 854	127-25a	454 682	136-86
452 362	95-7	453 009	117C-26	453 854	127A-26	454 682	137A-25
452 381	93-52	453 010	117C-26	453 854	127B-32	454 683	129A-23

PIPER PARTS CATALOG

Part Number	Figure and Index No.	Part Number	Figure and Index No.	Part Number	Figure and Index No.	Part Number	Figure and Index No.
454 683	129B-11	454 852	76-12	454 983	87-36	456 724	127-43
454 683	136-86	454 862	76-10	454 983	90-15	456 728	127-63
454 683	137-81	454 867	48-7	454 983	105A-87	456 753	136-20d
454 683	137C-78	454 867	95-26	454 983	112A-101	456 753	137A-16
454 684	129A-23	454 867	95-37	454 983	119A-54	456 758	127-61
454 684	129B-11	454 867	96-17	454 983	119B-85	456 758	127C-23
454 684	137-81	454 867	97-18	454 983	126-31	456 758	137A-17
454 684	137A-25	454 867	98-15	454 983	137A-51	456 763	127-47
454 684	137B-54	454 867	99-21	454 987	124-51	456 763	127A-17
454 684	137C-78	454 867	99-51	455 024	59B-20	456 763	127B-42
454 685	129A-23	454 867	102-49	455 124	42-32	456 794	145-25
454 685	129B-11	454 867	104-55	455 124	46-38	456 795	145-14
454 685	137A-25	454 867	136-41	455 211	126-19	456 796	127B-33
454 686	129A-23	454 867	136-44	455 211	127-30	456 796	127D-20
454 687	83B-4	454 867	136-47	455 211	127-68	456 796	130A-31
454 687	129A-23	454 867	137-34	455 211	127A-21	456 821	129B-14
454 687	129B-11	454 867	137-37	455 211	127A-30	456 834	128-12a
454 687	136-86	454 867	137-40	455 211	127B-35	456 837	67A-1
454 687	137-81	454 867	137C-23	455 211	128-17	456 838	67A-5
454 687	137A-25	454 867	137C-26	455 329	124-34	456 858	65-19
454 687	137B-54	454 867	137C-82	455 418	116-36	456 859	65-19
454 687	137C-78	454 880	84A-10	455 418	116A-33	456 860	65-19
454 687	142-10	454 887	49-29	455 420	124-41	456 861	65-19
454 687	143-5	454 887	49-56	455 421	85-9	456 862	65-19
454 688	83-14	454 900	81-22	455 421	86-15	456 863	65-19
454 688	83A-12	454 900	81A-22	455 422	105-9	456 864	67-1
454 688	129A-23	454 921	73-95	455 943	49-2	456 865	67-1
454 688	129B-11	454 921	73A-93	455 943	50-1	456 866	67-1
454 689	129A-23	454 921	116-9	455 943	51-1	456 867	65A-2
454 689	129B-11	454 921	116A-49	455 946	106-2	457 160	67A-4
454 689	136-86	454 921	137A-59	455 946	108-31	457 360	134-15
454 689	137-81	454 924	41-20	455 961	106-2	457 363	134-19
454 689	137A-25	454 924	52A-40	455 961	108-31	457 598	112-48
454 689	137B-54	454 927	104-50	455 967	49-2	457 598	112A-34
454 689	137C-78	454 929	49-32	455 967	50-1	458 666	143-15
454 693	137-81	454 929	112-79	455 967	51-1	458 723	119B-41
454 694	129-5	454 929	118-41	455 971	49-2	458 723	120A-35
454 694	137-81	454 929	119-59	455 971	50-1	458 845	70-34
454 694	141-7	454 929	121-55	455 971	51-1	458 846	122-24
454 694	142-10	454 929	121-56	455 973	52A-1	458 848	86-61
454 694	143-5	454 929	145-8	455 975	121A-31	458 848	122-26
454 695	129-5	454 930	49-57	455 976	121B-40	458 850	119A-2
454 696	128-54	454 931	145-9	455 976	121C-31	458 850	119 B-77
454 696	129A-23	454 932	101-13	455 988	121B-40	458 864	73-42
454 696	129B-11	454 933	49-31	455 989	121B-40	458 864	73A-42
454 706	126-37	454 974	83-12	455 990	121B-40	458 872	104-15
454 722	129A-23	454 977	73-83	456 004	136-109	458 878	105A-74
454 722	129B-11	454 977	73-94	456 005	136-110	458 878	107-23
454 722	137A-25	454 977	73A-83	456 010	45-2	458 878	107A-23
454 745	128-54	454 977	73A-92	456 405	112-8	458 878	107A-30
454 746	128-54	454 977	76-9	456 405	112A-10	458 880	49-36
454 747	128-54	454 982	11-24	456 437	66A-20	458 880	107-27
454 750	128-18	454 982	14-77	456 706	126-8	458 880	116A-34
454 803	76-13	454 982	14A-78	456 707	127C-5	458 881	86-29
454 805	19B-86	454 983	70-40	456 707	127D-5	458 881	89-22
454 832	73-73	454 983	73-79	456 712	63-41	458 881	89A-46
454 832	73A-73	454 983	73A-79	456 712	63A-47	458 881	105A-82
454 832	124-50	454 983	75-10	456 712	63B-38	458 881	107-26
454 833	104-48	454 983	85-54	456 714	127C-6	458 881	107A-27
454 851	83-13	454 983	86-40	456 714	136-20b	458 881	107A-40

PIPER PARTS CATALOG

Part Number	Figure and Index No.	Part Number	Figure and Index No.	Part Number	Figure and Index No.	Part Number	Figure and Index No.
458 882	105A-83	458 910	106-25	460 691	45-28	462 058	112A-87
458 884	116-28	458 910	106-31	460 691	45-80	462 058	112A-89
458 884	116B-28	458 910	106-34	460 691	46-3	462 058	136-99
458 889	107-43	458 910	106-41	460 691	46-9	462 058	137-50
458 889	107A-31	458 910	110A-23	460 691	48-45	462 058	137C-48
458 889	107A-39	458 910	111A-24	460 823	41-30	462 058	137C-50
458 891	68-70	458 910	137A-50	460 823	41-35	462 060	80-47
458 891	68A-58	458 911	110-76	460 823	42-15	462 061	85-30
458 891	68B-56	458 911	111-72	460 823	45-23	462 061	85-64
458 891	107-33	458 913	72-35	460 928	58-65	462 061	86-18
458 891	107A-33	458 914	89-33	460 937	127C-15	462 061	86-60
458 891	137A-49	458 914	89A-47	461 133	95-25	462 061	87-13
458 894	34-15	458 919	68-71	461 623	126-44	462 061	119-35
458 894	72-32	458 919	68A-57	461 623	127C-38	462 061	119A-35
458 894	112A-90	458 919	68B-55	461 632	126-44	462 061	124-40
458 898	85-5	458 925	124-39	461 910	125C-62	462 065	87-27
458 898	86-5	458 927	122-43	462 023	107-1a	462 081	141-6
458 898	124-38	458 934	70-48	462 023	107A-2	462 083	64-20
458 899	110-58	458 934	70-67	462 026	52A-34	462 083	68-54
458 899	111-73	458 934	73-75	462 026	106-42	462 083	68A-15
458 900	49-37	458 934	73A-75	462 026	107-31	462 083	68B-14
458 900	50-11	458 934	90-3	462 026	107A-31	463 400	13A-66
458 900	52A-28	458 934	90-14	462 027	49-41	463 416	126-24
458 900	52A-31	458 934	107-29	462 027	50-9	463 434	119-36
458 900	52A-53	458 934	107-39	462 027	52A-35	463 434	119A-36
458 900	70-60	458 934	107A-21	462 027	52A-36	463 600	77-11
458 900	90-11	458 934	107A-29	462 027	104-30	463 600	129-14
458 900	105-53	458 938	73-107	462 027	105-8	463 600	129A-31
458 900	105A-78	458 938	73A-104	462 027	105-12	463 604	129-32
458 900	106-26	458 940	128-51	462 027	105-13	463 604	129A-17
458 900	106-32	458 946	87-25	462 027	105-14	463 621	130A-48
458 900	106-40	458 947	70-42	462 027	105-16	464 327	145-4
458 900	106-41	458 947	104-44	462 027	105-55	464 369	145-6
458 900	107-41	458 948	116B-43	462 027	105A-85	464 426	129B-13
458 900	107A-26	459 839	58-66	462 027	106-31	464 437	78A-17
458 900	110A-11	459 843	58-66	462 027	106-32	465 256	126-5
458 900	111A-23	459 848	58-66	462 027	106-41	467 029	52A-25
458 900	111A-40	459 848	64-12	462 027	107-28	467 138	136-26
458 900	112-71	459 928	102-36	462 027	107-29	467 138	137-24
458 900	112A-89	459 930	102-36	462 027	107A-28	467 138	137B-2
458 900	119-2	459 932	99-50	462 027	107A-29	467 138	137C-30
458 900	143-12	459 939	104-56	462 027	111A-37	467 144	68-58
458 901	110-72	460 067	59A-35	462 027	137A-52	467 145	66A-2a
458 901	111-71	460 068	55-20	462 028	107-30	467 145	66B-17
458 901	124-36	460 076	125C-14	462 028	107A-30	467 145	128-26
458 905	85-37	460 102	122-4	462 028	111-77	467 148	136-26
458 905	89-35	460 586	122-9	462 029	105-75	467 148	137-24
458 905	89-36	460 587	122-10	462 029	110-11	467 148	137B-2
458 905	89A-48	460 593	86-67	462 031	107-35	467 148	137C-30
458 905	105A-77	460 593	88-12	462 031	107A-35	467 149	130-49
458 905	107-32	460 593	112-83	462 051	42-38	467 150	138-7
458 905	107-42	460 593	112A-81	462 054	145-21	467 477	127-56
458 905	107A-32	460 635	107-3	462 058	85-70	467 477	127A-16
458 905	124-37	460 635	107A-4	462 058	86-63	467 477	127B-16
458 909	70-41	460 635	108-51	462 058	86-69	467 477	130-16
458 910	49-35	460 690	46-14	462 058	112-70	467 479	119A-65
458 910	52A-30	460 691	41-39	462 058	112-71	467 479	119B-70
458 910	105-67	460 691	42-20	462 058	112-74	467 502	137A-2
458 910	105A-79	460 691	42-29	462 058	112A-38	468 002	127C-9
458 910	105A-85	460 691	45-20	462 058	112A-86	468 002	127D-9

PIPER PARTS CATALOG

Part Number	Figure and Index No.	Part Number	Figure and Index No.	Part Number	Figure and Index No.	Part Number	Figure and Index No.
468 002	145-3	472 057	65-1f	472 869	127-20	475 168	73-86
468 006	127C-8	472 057	127-17	472 869	128-27	475 168	73A-30
468 006	127D-8	472 057	127A-53	472 876	68-63	475 168	83-23
468 006	145-22	472 057	127B-29	472 876	68A-52	475 168	83A-19
469 132	93-9	472 057	128-6	472 876	68B-50	475 168	117C-93
469 132	93-77	472 058	68A-71	472 876	127C-18	475 176	73-8
469 132	93-79	472 058	68B-67	472 876	136-3a	475 176	73-14
469 132	93-81	472 058	68C-47	472 876	136-30a	475 176	73A-8
469 147	81-20	472 059	87-8	472 876	136-114	475 176	73A-14
469 147	81A-20	472 061	127C-51	472 876	137-3	475 194	74-37
469 152	85-26	472 071	132-34	472 876	137B-40	475 194	74-49
469 152	86-20	472 078	127C-17	472 876	137C-58	475 197	134-6
471 044	94-24	472 126	55B-14	472 911	128-29	475 208	101-21
471 065	58-10	472 149	130A-47	472 978	68A-71a	475 212	101-21
471 080	49-3	472 150	93-101a	472 979	68A-71a	475 213	117C-27
472 017	13-13	472 184	132-31	472 980	68A-71a	475 214	117C-27
472 017	13A-16	472 399	132-3	472 982	68A-71a	476 643	70-71
472 027	128-40	472 684	102-34	472 981	132-18	476 643	116B-40
472 027	130A-56	472 684	102-40	472 986	53B-38	476 647	70-44
472 028	55B-12	472 709	132-4	472 986	53C-50	476 647	70-59
472 028	65-1e	472 710	132-4	472 991	93-101	476 647	70-66
472 028	65-3b	472 739	104-51	473 190	63-12a	476 648	34-9
472 028	65A-7	472 739	127C-19	474 055	121-43	476 648	51-20
472 028	66A-2	472 739	127D-17	474 085	121-43	476 648	70-65
472 028	66A-15d	472 739	136-81	474 099	121-43	476 648	72-45
472 028	66B-3	472 740	127C-20	474 108	121-43	476 648	107-33
472 028	66B-7	472 740	127D-18	474 110	121-43	476 648	107A-33
472 028	67A-2	472 471	127C-21	474 110	121A-54	476 648	116-38
472 028	68-43	472 742	68-42	474 110	121B-53	476 648	116A-37
472 028	68-67	472 742	68A-49	474 110	121C-54	476 648	137-52
472 028	68-76	472 742	68B-47	474 111	121-43	476 648	137B-29
472 028	68A-50	472 742	68C-37	474 118	121-43	476 648	137C-49
472 028	68A-89	472 742	69-12	474 118	121A-54	476 648	143-23
472 028	68B-48	472 742	84A-6	474 118	121B-53	476 649	70-43
472 028	68B-84	472 742	129-19	474 133	121-43	476 661	116B-38
472 028	68C-38	472 742	129A-25	474 133	121A-54	476 664	119B-76
472 028	69-13	472 742	129B-16	474 133	121B-53	476 664	124-47
472 028	84-13	472 742	130-32	474 133	121C-54	476 671	116-17
472 028	104-52	472 742	130A-27	474 135	121-43	476 671	116B-17
472 028	127C-16	472 769	131-2	474 135	121A-54	476 674	85-4
472 028	127C-37	472 785	127-16	474 135	121B-53	476 674	85-12
472 028	127C-50	472 785	127A-52	474 135	121C-54	476 674	86-4
472 028	127D-16	472 785	127B-28	474 641	78-29	476 686	112-73
472 028	129-16a	472 785	128-5	474 657	145-5	476 686	112A-88
472 028	129-20	472 786	68B-86	474 658	78A-43	476 697	113-6
472 028	129A-26	472 788	128-7	475 093	73-8	476 697	113A-5
472 028	129A-33	472 789	64-7	475 093	73A-8	476 701	134-11
472 028	129B-17	472 793	68-74	475 097	73-8	476 707	120A-39
472 028	129B-19	472 793	68A-79	475 097	73-14	477 613	116-23
472 028	130-33	472 793	68B-75	475 097	73A-8	477 613	116B-23
472 028	130A-28	472 793	127C-18	475 097	73A-14	477 617	70-41
472 028	136-82	472 805	130-10	475 100	73-8	477 617	70-46
472 028	140-5	472 805	130A-12	475 100	73A-8	477 617	87-12
472 047	65-1e	472 818	129-16b	475 109	68-45	477 617	105A-75
472 047	66A-2	472 818	129A-34	475 109	68A-54	477 617	107-43
472 047	66A-15d	472 818	129B-20	475 109	68B-52	477 617	107A-31
472 047	67A-2	472 819	128-9	475 109	68C-40	477 617	107A-39
472 049	131-10	472 861	136-3a	475 109	117C-25	477 618	15-23
472 052	130-12	472 861	136-30a	475 109	127-24	477 618	15A-17
472 052	130A-13	472 868	130A-55	475 109	127A-24	477 618	34-10

PIPER PARTS CATALOG

Part Number	Figure and Index No.	Part Number	Figure and Index No.	Part Number	Figure and Index No.	Part Number	Figure and Index No.
477 618	44A-28	477 620	124-42	477 691	86-61	477 793	68A-54
477 618	49-44	477 620	124-44	477 691	107-40	477 793	68B-52
477 618	50-18	477 621	85-37	477 691	107A-22	477 793	68C-40
477 618	52A-28	477 621	87-11	477 691	122-26	477 825	129A-27
477 618	52A-30	477 621	89-23	477 704	119A-2	477 825	129B-15
477 618	52A-31	477 621	89-33	477 704	119B-77	477 829	135A-6
477 618	52A-32	477 621	89-35	477 705	64-13	477 829	135B-11
477 618	52A-33	477 621	89-36	477 707	58-32	477 852	119A-64
477 618	52A-53	477 621	89A-52	477 707	58-40	477 852	119B-69
477 618	70-45	477 621	105A-77	477 707	59-33	477 853	55A-7
477 618	70-49	477 621	105A-84	477 707	59A-33	477 853	55B-7
477 618	70-60	477 621	107-42	477 707	60-33	477 890	119B-68
477 618	71-26	477 621	116-46	477 707	66B-28	477 891	63-21
477 618	71-27	477 621	124-40	477 708	58-36	477 891	63B-19
477 618	72-36	477 621	124-48	477 708	58-39	477 905	81-55
477 618	72-37	477 623	105A-74	477 708	58-44	477 905	81A-52
477 618	90-11	477 623	107-23	477 708	59-34	479 445	121-43
477 618	105-67	477 623	107A-23	477 708	59A-44	479 446	121-43
477 618	105A-76	477 623	107A-30	477 708	60-34	479 453	121B-31
477 618	105A-78	477 623	112-6	477 708	61-24	480 264	53-23
477 618	105A-79	477 623	112A-7	477 708	61-25	480 414	29-21
477 618	106-25	477 623	116-20	477 708	61-36	480 655	74-11
477 618	106-26	477 623	116-27	477 708	61-37	480 682	58-37b
477 618	106-33	477 623	116B-20	477 709	58-48	480 694	59A-40
477 618	106-34	477 628	85-63	477 709	59-45	480 694	59B-19
477 618	106-40	477 628	86-59	477 709	59-47	480 696	58-37
477 618	107-41	477 629	70-48	477 709	59B-34	480 696	84A-7
477 618	107A-26	477 629	70-51	477 709	60-45	480 697	58-37a
477 618	112-68	477 629	70-67	477 709	60-47	480 701	58-47
477 618	112-69	477 629	73-75	477 709	62-19	480 701	59-35
477 618	112-71	477 629	73-107	477 709	60A-39	480 701	59A-41
477 618	112A-85	477 629	73A-75	477 709	62-31	480 701	60-35
477 618	112A-89	477 629	73A-104	477 709	63A-21	480 701	60A-28
477 618	116-19	477 629	85-39	477 709	63A-24	480 701	62-26
477 618	116A-29	477 629	86-58	477 709	63A-26	480 705	52-23
477 618	116A-35	477 629	90-3	477 709	63A-27	480 705	105-17
477 618	116A-62	477 629	90-6a	477 712	64-5	480 706	117C-45
477 618	116B-19	477 629	90-14	477 713	107-28	480 710	102-5
477 618	116B-47	477 629	90-22	477 713	107A-28	480 732	58-46
477 618	119-2	477 629	107-39	477 713	107-29	480 736	29-21
477 618	119-50	477 629	107A-21	477 713	107A-29	480 738	52-10
477 618	119-51	477 629	113-26	477 733	107-37	480 739	52A-22
477 618	119A-50	477 631	73-42	477 733	107A-37	480 740	74-29
477 618	119A-51	477 631	73A-42	477 737	77-12	480 740	74-41
477 618	119B-74	477 634	112-73	477 737	120-2	480 743	98-34
477 618	119B-75	477 634	112A-88	477 737	120A-2	480 743	102-52
477 618	128-50	477 676	50-16	477 737	122-25	480 744	103-28
477 618	136-101	477 676	52A-35	477 738	76-5	480 767	102-79
477 618	137-53	477 676	52A-36	477 740	129-21	480 796	94-66
477 618	137A-52	477 676	105-13	477 740	136-85	481 166	105-2
477 618	137B-31	477 676	105-54	477 740	137-82	481 166	110-1
477 618	137C-50	477 676	105A-85	477 740	141-8	481 171	105-2
477 618	143-13	477 676	106-31	477 740	142-11	481 171	111-1
477 619	70-42	477 676	106-32	477 740	143-6	481 179	127D-14
477 619	70-47	477 676	106-41	477 759	81-25	481 180	132-27
477 619	104-43	477 676	110A-13	477 759	81A-25	481 214	132-14
477 619	104-44	477 676	111A-26	477 764	130-20	481 214	132-27
477 620	72-35	477 676	111A-39	477 782	73-56	481 617	136-75
477 620	116-18	477 684	96-8	477 782	73A-56	481 617	137-70
477 620	116B-18	477 691	85-69	477 793	68-46	481 617	137A-26

PIPER PARTS CATALOG

Part Number	Figure and Index No.	Part Number	Figure and Index No.	Part Number	Figure and Index No.	Part Number	Figure and Index No.
481 617	137B-61	484 293	13-32a	484 706	117C-78	484 842	73A-95
481 617	137C-6	484 301	78-9	484 708	51-23	484 842	73A-100
481 626	95-47	484 301	78A-10	484 730	51-6	484 842	90-5
481 626	95-50	484 322	29-4	484 730	51-12	484 842	90-11
481 626	95-59	484 342	78-10	484 752	50-8	484 842	90-13
481 626	96-13	484 342	78-16	484 752	52A-35	484 842	90-14
481 626	103-38	484 342	78-18	484 752	52A-36	484 842	116A-31
481 627	48-26	484 342	78A-11	484 752	105-13	484 842	116A-62
481 627	95-20	484 342	78A-28	484 752	105-56	484 842	116B-47
481 627	95-40	484 342	78A-30	484 752	105A-85	484 842	137B-30
481 627	95-56	484 349	104-45	484 752	106-31	484 842	137B-31
481 627	97-5	484 350	116-35	484 752	106-32	484 842	143-16
481 627	99-4	484 350	116B-46	484 752	106-41	484 846	89-54
481 628	137-71	484 351	52A-34	484 752	107-28	484 846	89A-50
481 628	137C-7	484 351	70-35	484 752	107-29	484 848	52B-3
481 640	96-14	484 351	70-36	484 752	107A-28	484 850	112A-14
481 640	96-21	484 351	70-58	484 752	107A-29	484 851	112-77
481 640	98-1	484 351	106-42	484 752	111A-38	484 851	112A-13
481 640	100-22	484 351	112-75	484 752	13A-66	484 852	112A-12
481 640	100-30	484 351	112A-84	484 757	46-30	484 854	143-14
481 640	100-38	484 353	110-8	484 759	46-29	484 856	122-41
481 651	95-43	484 359	87-14	484 762	42-41	484 859	73-37
481 652	102-74	484 359	122-37	484 764	78-8	484 859	73A-37
481 717	107-2	484 359	124-40	484 764	78A-8	484 860	73-45a
481 717	107A-3	484 377	127-5	484 768	45-41	484 860	73-75
481 717	109-1	484 396	127-76	484 776	63A-31	484 860	73-103
481 771	107-2	484 425	53-21	484 783	33A-7	484 860	73-107
481 771	107A-3	484 427	122-51	484 785	36-32	484 860	73A-45a
481 771	109-1	484 434	130-26	484 785	36-33	484 860	73A-75
484 110	127A-4	484 447	29-4	484 786	36-42	484 860	73A-99
484 131	136-8	484 452	127-70	484 786	36-43	484 860	73-104
484 141	143-18	484 459	105-15	484 786	36-44	484 861	73-38
484 143	136-20c	484 452	127A-22	484 786	36-45	484 861	73A-38
484 178	127-37	484 452	127B-19	484 786	36-46	484 861	76-4
484 178	127-67	484 459	105A-49	484 786	36-52	484 861	76-5
484 178	127A-28	484 535	128-12a	484 786	36-53	484 865	125-23
484 178	127A-48	484 552	127-55	484 792	44B-9	484 870	42-40
484 178	127B-54	484 552	127A-47	484 792	108-24	484 897	116A-32
484 187	127-13	484 552	127B-21	484 795	112-10	484 951	122-54
484 194	136-6	484 564	130A-35	484 797	42-18b	484 989	119B-67
484 195	136-7	484 595	137-79	484 801	29-35	485 033	46-32
484 207	127C-7	484 597	130A-17	484 801	97-41	485 034	46-34
484 211	124-35	484 648	52A-26	484 802	84-6	485 035	42-38
484 211	127-44	484 674	46-27	484 809	15-17	485 036	42-37
484 211	127A-5	484 677	87-6	484 810	15-18	485 040	73-106
484 211	127B-13	484 677	89-43	484 813	15-19	485 040	73A-103
484 225	143-18	484 677	89A-49	484 816	119B-56	485 066	117C-76
484 228	119-14	484 693	44-15	484 816	120-9	486 153	68C-28
484 228	119A-14	484 695	44A-13	484 816	120A-9	486 200	22-12
484 231	136-20a	484 695	44A-25	484 821	125-23	486 200	30A-10
484 232	59A-4	484 695	46-14b	484 827	107-36	486 203	30A-9
484 247	127-4	484 696	51-12	484 827	107A-36	486 221	60A-33
484 247	127B-40	484 700	51-22	484 833	42-40	486 222	122-44
484 248	127-3	484 701	31-22	484 841	70-57	486 223	27-24
484 262	66-10	484 701	44A-28	484 841	73-74	486 242	117C-36
484 263	15-25	484 701	44A-32	484 841	73A-74	486 300	122-56
484 264	15-26	484 701	51-7	484 842	73-41	486 301	85-80
484 265	15-27	484 701	84-5	484 842	73-98	486 301	86-68
484 283	107-34	484 701	108-54	484 842	73-102	486 301	122-57
484 283	107A-34	484 703	33-3b	484 842	73A-41	486 302	122-58

PIPER PARTS CATALOG

Part Number	Figure and Index No.	Part Number	Figure and Index No.	Part Number	Figure and Index No.	Part Number	Figure and Index No.
486 398	127-32	487 608	119-52	487 915	136-77	488 474	1168-36
486 398	127B-38	487 608	119A-52	487 915	136-105	488 489	73-43
486 400	104-1	487 614	2-27	487 915	137-76	488 489	73A-43
486 401	104-3	487 644	78-5	487 915	137-76a	488 499	72-33
486 415	81-55	487 644	78A-5	487 915	140-6	488 499	119B-94
486 415	81A-52	487 689	13A-66	487 915	142-7	488 506	89-23
486 480	117C-62	487 704	78-7	487 925	65-1f	488 506	89A-45
486 510	126-48	487 704	78-30	487 925	133-27	488 506	124-22
486 542	101-11	487 704	78-31	487 927	74A-49	488 509	89-50
486 623	127-22	487 704	78A-7	487 927	101-8	488 509	89-52
486 631	101-11	487 704	78A-39	487 940	73-46	488 509	89A-44
486 643	55A-11	487 712	61-26	487 940	73A-46	488 509	105-11
486 656	55B-11	487 712	62-15	487 940	94-50	488 509	105A-57
486 676	29-39	487 712	63-10	487 940	94-59	488 510	105-12
486 879	121C-53	487 712	63B-10	487 977	93-106	488 510	105-74
486 898	116-23	487 728	78-30	487 977	127C-1	488 520	72A-19
486 898	116B-23	487 728	78A-39	487 977	127D-1	488 583	31-24
486 906	112-73	487 734	29-4	487 978	128-2	488 584	127-28
486 906	112A-88	487 744	68-47	487 990	127C-29	488 590	129B-15
486 982	119B-59	487 744	68A-55	487 990	127C-43	488 592	112A-42a
486 982	120B-14	487 744	68B-53	488 076	116A-6	488 594	112-84
486 983	119B-63	487 751	112A-97	488 090	66-1	488 594	112A-82
486 983	125C-28	487 759	78-13	488 091	66-1	488 670	41-92
486 984	119B-66	487 759	78-14	488 092	66-1	488 699	124-1
487 071	126-47	487 759	78A-31	488 093	66-1	488 721	127C-15
487 077	117C-20	487 775	136-108	488 119	66-1	488 721	127D-15
487 084	127-2	487 777	130-18	488 120	66-1	488 737	127-64
487 084	127-5	487 804	74-71	488 138	66-1	488 737	127A-15
487 084	127-57	487 804	74A-19	488 139	66-1	488 737	127B-8
487 084	127A-11	487 804	101-5	488 140	66-1	488 756	127A-14
487 084	127B-9	487 804	127-15	488 141	66-1	488 756	133-18
487 084	128-36	487 804	127A-34	488 311	52A-33	488 777	130A-7
487 090	127-51	487 804	127B-27	488 311	72-36	489 124	63B-13
487 090	127A-43	487 819	74-51	488 311	112-68	489 365	53-42
487 090	127B-12	487 819	74-73	488 311	116B-36	489 365	53A-20
487 098	66-3	487 819	94-33	488 311	119-50	489 401	85-8
487 098	127-49	487 819	94-51	488 311	119A-50	489 401	86-51
487 098	127B-23	487 846	64-8	488 311	119B-75	489 408	136-5
487 118	127C-11	487 846	127C-47	488 316	71-21	489 408	136-21
487 144	130-37	487 852	136-3	488 316	71-30	489 410	73-39
487 144	130A-16	487 852	136-34	488 316	112A-91	489 410	73A-39
487 155	52-25	487 852	137-2	488 316	136-76	489 424	53B-18a
487 167	127-7	487 860	77-10	488 316	137B-32	489 424	53B-20
487 167	127B-2	487 860	127C-2	488 316	137C-54	489 424	53B-55
487 167	132-35	487 860	127C-48	488 319	89-52	489 424	53C-24
487 179	127-21	487 860	129-13	488 319	137A-57	489 424	53C-53
487 179	128-28	487 860	129A-30	488 320	52A-29	489 438	85-8
487 291	97-32	487 862	45-40	488 320	52A-30	489 438	86-51
487 291	104-28	487 878	127-18	488 320	105-70	489 439	130-49
487 464	52-15	487 878	127A-18	488 320	105A-56	489 502	73-39
487 479	59A-24	487 878	127B-45	488 320	106-35	489 502	73A-39
487 479	59B-18	487 904	94-14	488 320	116-36	489 516	101-10
487 479	60A-27	487 904	136-91	488 327	52-3	489 614	104-55
487 479	62-27	487 904	137-31	488 327	74-14	489 910	95-38
487 560	58-63	487 904	137A-14	488 343	119-22	489 910	97-16
487 560	64-14	487 904	137B-48	488 343	119A-22	489 910	99-19
487 560	65-14	487 904	137C-71	488 383	49-40	489 910	102-35
487 560	65A-12	487 913	128-4	488 383	50-10	489 925	118-17
487 583	78-26	487 915	127C-28	488 474	70-39	489 972	137-33
487 583	78A-27	487 915	127D-28	488 474	70-70	489 972	137-36

PIPER PARTS CATALOG

Part Number	Figure and Index No.	Part Number	Figure and Index No.	Part Number	Figure and Index No.	Part Number	Figure and Index No.
489 972	137-39	491 053	89-49	491 073	76-4	492 203	117A-13
489 972	137C-22	491 053	89A-42	491 073	122-23	492 203	117B-7
489 972	137C-25	491 053	105-66	491 074	87-11	492 203	117C-35
489 972	137C-81	491 053	105A-81	491 074	87-13	492 229	116-51
491 048	70-37	491 053	105A-95	491 074	105A-84	492 229	116B-9
491 048	104-42	491 053	107-24	491 074	124-37	492 233	85-70
491 049	70-38	491 053	107A-24	491 097	120-6	492 233	86-63
491 049	70-58	491 053	107A-40	491 097	120A-6	492 233	90-3
491 049	87-12	491 053	110-66	491 098	77-12	492 234	90-12
491 049	107-31	491 053	111-70	491 098	120-2	492 245	85-18
491 050	34-7	491 053	119-20	491 098	120A-2	492 245	86-37
491 050	49-38	491 053	119A-20	491 102	85-64	492 252	119-57
491 050	49-59	491 053	119B-79	491 102	86-60	492 252	119A-57
491 050	52A-49	491 053	122-22	491 130	125C-1	492 252	119B-36
491 050	52A-54	491 055	49-59	491 904	125C-17	492 256	124-29
491 050	70-35	491 055	90-3	491 938	125C-59	492 258	119-60
491 050	73-41	491 055	90-14	491 942	120B-8	492 258	119-65
491 050	73-103	491 055	90-17	491 952	119B-65	492 281	87-3
491 050	73A-41	491 057	89-43	491 959	112A-5a	492 292	116-39
491 050	73A-99	491 057	89A-43	491 980	125C-34	492 292	116A-5
491 050	85-70	491 058	70-47	491 981	116A-5	492 292	116B-35
491 050	86-63	491 058	104-43	491 981	116B-35	492 293	119B-100
491 050	86-69	491 059	70-46	491 984	124-29	492 309	89A-30
491 050	86-73	491 059	105A-75	492 004	112-9	492 310	89A-34
491 050	86-74	491 060	15-23	492 004	112A-11	492 314	119A-63
491 050	105-10	491 060	15A-17	492 006	127-53	492 315	116A-3
491 050	105-65	491 060	34-8	492 007	127-53	492 316	116A-2
491 050	105A-80	491 060	49-39	492 015	119A-9	493 132	127-65
491 050	106-23	491 060	50-12	492 015	119B-37	494 021	63A-22
491 050	107-25	491 060	52A-32	492 100	89-25	494 038	93-24
491 050	107A-25	491 060	70-49	492 100	89A-36	494 038	93-34
491 050	110A-7	491 060	71-26	492 111	85-7	494 038	93-44
491 050	111-74	491 060	72-37	492 111	85-15	494 060	2-28
491 050	111A-25	491 060	87-14	492 111	86-7	494 060	78-15
491 050	111A-40	491 060	105-14	492 111	88-9	494 060	78-27
491 050	112-74	491 060	105A-76	492 140	117-30	494 060	78A-32
491 050	112-75	491 060	106-33	492 140	117A-12	494 060	78A-35
491 050	112A-61	491 060	112-69	492 140	117B-6	494 063	24-62
491 050	112A-84	491 060	112A-85	492 140	117C-37	494 068	145-17
491 050	112A-87	491 060	116A-61	492 141	117-12	494 071	2-68
491 050	116A-36	491 060	119-51	492 145	116-45	494 071	36-48
491 050	119-4	491 060	119A-51	492 152	49-1	494 071	36-49
491 050	119A-4	491 060	119B-74	492 152	51-19	494 071	38-63
491 050	119B-73	491 060	128-50	492 163	52A-50	494 071	39-38
491 050	119B-94	491 061	116-20	492 163	105-7	494 071	40-46
491 050	136-100	491 061	116-27	492 163	105A-50	494 071	87-29
491 050	137-51	491 061	116B-20	492 170	105-73	494 071	87-35
491 050	137B-30	491 062	87-14	492 170	105A-51	494 081	93-85
491 050	137C-48	491 062	124-42	492 176	86-66	494 088	78-6
491 051	105-64	491 063	70-51	492 179	120-13	494 088	78-36
491 051	107-30	491 063	85-39	492 179	120A-13	494 088	78A-6
491 051	111-72	491 063	86-58	492 181	119-23	494 088	78A-38
491 051	116-32	491 063	90-21	492 181	119A-23	494 102	84-29
491 051	116B-32	491 066	73-42	492 187	116-3	494 125	45-66
491 052	80-48	491 066	73A-42	492 187	116B-3	494 183	93-12
491 052	89-49	491 067	85-63	492 190	105-47	494 183	93-22
491 052	124-43	491 067	86-59	492 190	105A-51	494 183	93-32
491 053	85-29	491 068	85-69	492 191	105-46	494 183	93-46
491 053	86-16	491 068	107-40	492 191	105A-52	494 184	93-23
491 053	89-31	491 068	107A-22	492 203	117-12	494 184	93-33

PIPER PARTS CATALOG

Part Number	Figure and Index No.	Part Number	Figure and Index No.	Part Number	Figure and Index No.	Part Number	Figure and Index No.
494 184	93-47	548 148	68A-1	548 667	68C-4	552 546	108-18
494 189	136-84	548 148	69-1	548 757	69-3	552 596	106-1
494 189	137-83	548 170	68-6	550 382	127-11	552 596	108-18
494 247	90-6	548 173	143-1	550 387	127-12	553 002	119B-18
494 268	29-22	548 214	68A-4	550 411	68-52	553 228	66A-13
494 338	61-47	548 214	68B-4	550 411	68A-8	553 235	127C-31
494 338	62-37	548 259	68B-1	550 411	104-4	553 235	127D-23
494 338	63-38	548 259	69-1	550 422	68-11	553 306	125A-21
494 338	63-53	548 286	68-4	550 422	68A-10	553 307	125A-23
494 338	63A-46	548 286	68A-4	550 422	68B-9	553 308	122-29
494 652	68-61	548 286	68B-4	550 422	68C-9	553 556	73-106
494 652	129-39	548 321	68A-5	550 489	68-3	553 556	73A-103
494 652	130-40	548 321	68B-5	550 489	68A-3	553 613	41-87
494 678	145-14	548 321	69-4	550 489	68B-3	553 630	41-29
494 721	46-28	548 323	68A-2	550 489	69-5	553 666	102-95
494 722	42-25	548 323	68B-2	550 808	69-6	553 667	102-90
499 965	55-2	548 331	68-3	551 602	41-4	553 667	102-93
506 501	122-45	548 331	68A-3	551 720	41-2	553 668	102-92
506 619	36-26	548 331	68B-3	551 720	44-1	553 705	53B-50
506 620	96-15	548 331	68C-3	551 729	41-2	553 705	53C-33
506 620	96-29	548 331	69-5	551 729	44A-1	553 858	125C-51
506 620	98-19	548 414	136-18	551 740	41-2	553 859	125C-62
506 620	100-26	548 414	137B-1	551 740	44B-1	553 860	125C-22
506 620	100-37	548 435	68A-5	551 758	45-11	553 879	68C-71
514 747	117-24	548 435	68B-5	551 758	47-1	553 880	68C-71
514 749	130A-42	548 435	69-4	551 761	41-3	553 884	137A-55
514 750	68A-32	548 450	68A-4	551 761	43-1	553 884	137B-53
514 750	68B-31	548 452	69-3	551 775	41-3	554 240	68-73
514 750	68C-27	548 456	68A-2	551 775	43A-1	554 240	68A-48
514 765	68A-33	548 456	68B-2	551 789	41-3	554 240	68B-46
514 765	68B-32	548 456	68C-2	551 789	43B-1	554 240	127C-52
514 791	68A-31	548 459	68A-2	551 790	45-11	554 240	127D-2
514 791	68A-32	548 459	68B-2	551 790	47-12	554 241	73-30
514 791	68B-30	548 459	68C-2	551 791	45-11	554 254	143-19
514 791	68B-31	548 459	69-2	551 791	47-12	554 288	130-39
514 791	68C-26	548 461	68A-2	551 794	41-3	554 288	130A-10
515 144	130A-38	548 461	68B-2	551 794	43B-17	554 289	130-38
515 709	130A-39	548 461	68C-2	551 854	85-48	554 289	130A-9
515 709	145-15	548 463	68A-2	551 854	85-57	554 349	55-19
515 710	130-17	548 463	68B-2	551 854	86-36	554 383	73-30
515 710	130A-40	548 463	68C-2	551 854	86-52	554 383	73A-82
515 715	130A-41	548 464	68B-2	551 865	139-2	554 482	80-77
515 739	84A-12	548 464	68C-2	551 867	72-48	554 482	87-44
517 262	83A-22	548 543	68B-1	551 867	116-66	554 495	65-19
548 018	137-10	548 543	69-1	551 867	116A-48	554 496	65-19
548 022	68-1	548 544	68B-1	551 869	143-3	554 552	89-34
548 022	69-1	548 544	69-1	551 920	134-8	554 553	89A-59
548 045	143-20	548 570	68C-1	551 923	134-8	554 576	49-60
548 050	68-19	548 570	69-1	551 956	81-62	554 576	125C-25
548 088	68-58	548 578	68B-4	551 968	52A-3	554 592	125C-23
548 088	68A-12	548 602	68A-6	551 968	52B-1	554 605	68A-31
548 088	68B-11	548 602	68B-6	551 969	87-43	554 605	68B-30
548 088	68C-11	548 602	68C-16	551 971	106-2	554 605	68C-26
548 089	85-8	548 602	69-6	551 971	108-56	554 606	68A-33
548 089	86-51	548 606	68A-11	551 982	143-2	554 606	68B-32
548 101	68-22	548 607	68B-10	551 992	127B-18	554 606	68C-28
548 101	68A-22	548 608	68C-10	551 992	128-35	554 607	68A-32
548 101	68B-21	548 651	102-106	552 514	52A-2	554 607	68B-31
548 101	68C-20	548 667	68A-4	552 514	52B-7	554 615	52A-24
548 148	68-1	548 667	68B-4	552 546	106-1	554 616	68A-32

PIPER PARTS CATALOG

Part Number	Figure and Index No.	Part Number	Figure and Index No.	Part Number	Figure and Index No.	Part Number	Figure and Index No.
554 616	68B-31	554 848	125C-24	554 974	120-25	556 861	119B-64
554 616	68C-27	554 857	120B-18	554 976	122-21	556 967	119B-89
554 629	89A-57	554 861	72-49	554 984	85-79	557 110	128-52
554 632	137-11	554 864	137A-63	554 984	86-78	557 113	117C-79
554 639	89-57	554 871	34-19	554 984	117C-32	557 113	119B-101
554 639	89A-56	554 871	89-48	554 990	122-20	557 114	119B-102
554 670	59-39	554 871	89A-53	554 991	112-63	557 115	119B-103
554 670	59A-35a	554 871	116A-38	554 991	117C-34	557 359	127B-52
554 670	60A-31	554 871	119-13	554 992	73-78	558 719	66-2
554 670	62-29	554 871	120A-27	554 992	73A-78	558 719	127-20
554 671	59-39	554 874	49-30	554 992	112A-105	558 719	127B-22
554 671	59A-35a	554 885	104-49	554 995	104-55	558 725	119B-91
554 671	60A-31	554 888	116-21	555 355	134-10	558 785	52A-27
554 671	62-29	554 888	116B-21	555 356	134-7	558 785	73-75
554 683	89A-62	554 888	119-54	555 364	123-11	558 785	73-103
554 684	89-47	554 901	112A-103	555 375	145-7	558 785	73A-75
554 684	89A-58	554 901	131-8	555 393	126-33	558 785	73A-99
554 687	121A-50	554 903	119B-83	555 414	85-57	558 796	85-55
554 687	121C-50	554 906	145-10	555 414	86-52	558 796	86-50
554 689	73-81	554 914	58-51	555 695	136-88	558 850	52A-35
554 689	73A-50	554 925	117-21	555 695	137-86	558 850	116A-35
554 745	89-46	554 925	117A-23	555 695	137A-19	558 850	116B-43
554 745	89A-59	554 925	117B-16	555 695	137C-74	558 856	116-65
554 755	123-6	554 925	117C-30	555 731	135-12	558 856	116A-47
554 757	81-26	554 926	117-22	555 799	127-10	558 872	76-5
554 757	81A-26	554 926	117A-24	555 806	74-74	558 913	72A-21
554 762	122-30	554 926	117B-17	555 806	78-39	558 974	85-31
554 767	60-39	554 926	117C-31	555 810	15-31	558 974	86-17
554 768	60-39	554 927	112-62	555 811	15-30	558 986	85-55
554 775	73-96	554 927	112A-100	555 812	15-30	558 986	86-50
554 775	73A-94	554 927	117-23	555 813	15-31	558 987	73-72
554 776	76-11	554 927	117A-2	555 832	55-12	558 987	73A-72
554 778	34-11	554 927	117B-18	555 832	55A-7	560 690	68A-38
554 778	52A-41	554 927	117C-33	555 845	15-32	560 690	68B-36
554 778	71-22	554 936	112-64	556 129	138-10	560 690	127C-12
554 778	71-28	554 936	112A-104	556 142	15-28	560 710	116-58
554 778	72-29	554 937	112-65	556 143	15-29	560 710	116A-46
554 778	73-95	554 941	73-87	556 200	104-2	560 756	112-4
554 778	73A-93	554 941	73A-81	556 392	119A-13	560 756	112A-4
554 778	116-22	554 941	76-18	556 392	119B-72	560 769	116A-4
554 778	116A-49	554 941	83-24	556 405	68A-87	560 806	112-43
554 778	116A-50	554 941	83A-20	556 405	68B-82	560 806	112-87
554 778	119-53	554 945	123-5	556 405	68C-60	560 806	112A-56
554 778	119A-53	554 946	89-26	556 539	120B-11	560 835	72A-18
554 778	124-56	554 946	89A-61	556 650	119B-60	560 853	119B-40
554 778	137-16	554 946	119A-68	556 650	120B-15	560 853	120A-40
554 778	143-24	554 947	119A-10	556 682	125C-52	560 861	83-25
554 796	119A-66	554 947	119B-80	556 730	119B-57	560 969	52A-37
554 796	119B-84	554 955	144-6	556 730	120B-12	565 225	49-21
554 796	120-27	554 963	103-45	556 731	119B-61	565 225	50-2
554 798	119-33	554 971	34-12	556 731	125C-26	565 226	49-20
554 798	119A-33	554 971	119B-81	556 743	68A-59	565 226	50-3
554 798	119B-82	554 971	119B-105	556 743	68B-57	565 311	118-6
554 798	120A-25	554 971	120-24	556 743	68C-63	565 323	127-42
554 798	120B-17	554 971	120A-24	556 743	69-15	565 323	127B-11
554 798	125C-40	554 971	120B-16	556 743	130A-29	565 326	127-41
554 834	112-80	554 971	125C-41	556 757	127-10	565 326	127A-41
554 834	112A-102	554 971	126-32	556 780	127-10	565 326	127B-10
554 834	117C-66	554 972	75-6	556 780	127A-10	565 367	136-94
554 834	118-43	554 974	117C-67	556 780	127B-5	565 367	137A-4

PIPER PARTS CATALOG

Part Number	Figure and Index No.	Part Number	Figure and Index No.	Part Number	Figure and Index No.	Part Number	Figure and Index No.
565 367	137A-5	581 573	15-25	587 600	59-12a	587 961	70-29
565 367	137B-35	581 606	15-26	587 600	60-12a	587 961	70-69
565 367	143-4	581 657	129B-12	587 600	61-13a	587 965	127D-30
565 446	145-23	582 083	73-71	587 600	62-16	587 965	135-11
565 566	142-6	582 083	73A-71	587 617	78-35	587 965	135B-10
565 598	63-40	582 294	141-4	587 617	78A-37	587 967	130-43
565 598	63A-39	582 615	117-19	587 778	70-28	587 967	130A-20
565 598	63B-37	582 615	117A-18	587 778	70-68	587 973	127C-27
565 608	66-3	582 807	73-102	587 783	130-4	587 981	137-29
565 608	127-49	582 807	73A-100	587 783	130-48	587 981	137C-69
565 683	53B-36	582 913	89A-51	587 783	130A-4	587 984	137-76a
565 724	127A-42	583 410	133-37	587 783	130A-53	587 985	137A-15
565 733	137C-79	584 009	136-12	587 784	130-3	587 985	137B-50
565 929	53B-34	584 009	137-7	587 784	130A-3	587 987	129-17
565 929	53C-41	584 009	137A-10	587 784	130A-5	587 987	129A-8
571 057	59-26	584 009	137C-60	587 784	130A-59	587 987	129A-16
571 057	60-26	584 010	136-13	587 785	130A-51	587 999	74-71
571 057	60A-13	584 010	137-8	587 786	130-7	587 999	74-73
571 057	62-25	584 010	137A-11	587 786	130A-6	588 002	137-30
571 077	52-11	584 010	137C-61	587 787	130-5	588 002	137C-70
571 078	59B-30	584 018	137A-8	587 787	130A-5	588 005	137-77
571 091	29-15	584 018	137B-34	587 788	65A-3b	588 018	122-42
571 121	68-50	584 022	127-60	587 788	65A-7a	588 038	129-16
571 121	68A-43	584 024	127-59	587 788	130A-19	588 038	129A-32
571 121	68B-41	584 107	127A-7	587 800	129-31	588 038	129B-18
571 122	68A-90	584 107	127B-2	587 800	129A-15	588 043	135A-5
571 122	68B-88	584 107	132-35	587 802	127D-6	588 057	137B-37
571 124	93-105	584 125	127-62	587 802	129-18	588 066	137-13
571 124	127C-30	584 152	127-12	587 802	129A-35	588 066	137C-28
571 124	127D-22	584 152	127B-17	587 802	133-7	588 099	116-1
571 139	130-36	584 153	127-66	587 817	128-1	588 099	116A-1
571 159	26-7	584 153	127-69	587 817	128-37	588 120	68C-57
571 162	68C-66	584 153	127A-2	587 817	128-53	588 120	136-3
571 174	55-22	584 155	137A-7	587 817	128-67	588 120	137-2
571 177	137-80	584 155	137B-41	587 820	136-80	588 120	137A-13
571 186	130A-18	584 155	137C-57	587 820	137-78	588 120	137B-39
571 210	128-13	584 172	58-58b	587 820	137A-12	588 120	137C-56
571 222	94-69	584 181	137C-59	587 820	137B-36	588 125	68A-74
571 223	94-24	584 187	127B-15	587 849	68A-91	588 125	68B-70
572 553	66-15	584 187	127B-41	587 849	68B-89	588 125	68C-49
572 553	127A-20	584 187	127B-46	587 849	68C-67	588 125	130A-45
572 553	127B-22	584 219	14-37a	587 849	127C-33	588 125	130A-57
572 577	130A-55	584 224	119B-45	587 849	127C-44	588 126	68A-76
572 586	132-29	584 228	119B-38	587 849	127D-19	588 126	68B-72
572 592	132-1	584 232	132-3	587 849	136-104	588 126	68C-50
572 593	132-1	584 314	127A-12	587 870	116-1	588 131	104-53
579 048	65A-2	584 314	127B-17	587 870	116A-1	588 133	127C-29
579 049	65A-2	585 090	84A-8	587 870	116B-1	588 133	127D-27
579 360	125C-46	585 094	55B-15	587 888	136-78	588 139	137A-64
579 361	125C-54	587 289	59A-25	587 908	68-66	588 141	127C-35
579 384	119B-58	587 289	59B-29	587 908	68A-47	588 151	130-48
579 384	120B-13	587 289	60A-26	587 908	68B-45	588 166	128-37
579 385	119B-62	587 385	29-33	587 908	127C-3	588 166	128-53
579 385	125C-27	587 386	29-34	587 908	127D-3	588 176	122-49
579 468	119B-78	587 389	133-33	587 930	127-29	588 216	127C-45
580 800	42-18b	587 461	33C-22	587 930	127A-29	588 218	119B-43
581 312	116-2	587 462	33C-21	587 930	127D-7	588 221	116A-1
581 312	116B-2	587 562	66-10	587 943	136-79	588 221	116B-1
581 656	93-13a	587 564	126-24	587 950	137-28	588 223	137B-43
581 571	15-27	587 600	58-9a	587 951	135-11	588 223	137C-66

PIPER PARTS CATALOG

Part Number	Figure and Index No.	Part Number	Figure and Index No.	Part Number	Figure and Index No.	Part Number	Figure and Index No.
588 224	137B-44	653 323	65A-3	751 815	119-56	752 523	110A-19
588 224	137C-67	653 324	65A-4	751 817	114-7	752 524	110-57
588 266	125C-44	654 076	59B-20	751 817	114-30	752 524	111-87
588 267	125C-45	686 016	52A-27	751 817	114A-8	752 525	110-75
588 269	119B-44	687 538	112A-42c	751 819	47-20	752 525	111-86
588 269	120B-9	687 548	30A-12	751 822	110-4	752 526	108-13
588 270	117C-65	688 100	130A-46	751 823	110-15	752 538	43-6
588 271	81-61	688 104	122-52	751 834	42-35	752 538	44-2
588 272	130A-5	688 115	130A-52	751 834	46-35	752 549	113-38
588 272	130A-23	688 116	130A-51	751 836	108-52	752 549	113A-23
588 276	127D-29	688 130	127D-12	751 869	108-52	752 550	113-8
588 289	117C-60	688 132	127D-13	751 874	113-32	752 550	113A-8
588 352	124-40	688 133	127D-11	751 874	113A-18	752 551	108-23
588 428	72A-20	688 147	127-31	751 878	114-13	752 552	82-11
588 622	119A-70	688 147	127A-31	751 890	51-5	752 553	82-20
588 622	119B-71	688 147	127B-39	751 892	109-6	752 554	82-21
588 622	119B-104	688 220	102-107	751 896	121-38	752 555	82-31
588 771	119B-90	688 221	102-5a	751 896	121B-37	752 556	82-40
594 059	125A-23	751 201	132-6	751 900	110-46	752 563	113A-25
594 063	81-59	751 202	132-6	751 901	110A-17	752 568	108-6
594 063	81A-57	751 203	132-17a	751 902	110-81	752 569	108-39
596 038	138-3	751 260	114-2	751 916	108-4	752 569	108-60
596 200	136-111	751 281	110A-28	751 919	113-29	752 570	108-40
596 249	138-11	751 304	114-3	751 920	113-30	752 570	108-61
596 406	141-2	751 305	44-17	751 920	113A-17	752 573	114A-10
596 410	141-1	751 309	83-2	751 921	113-39	752 583	121-42
596 737	136-102	751 309	83A-2	751 922	113-33	752 583	121A-38
596 787	137C-20	751 316	135-3	751 922	113A-19	752 583	121B-32
596 788	137C-29	751 318	135-4	751 924	114-12	752 583	121C-65
596 845	136-15a	751 319	135-5	751 924	114A-19	752 584	52B-2
596 845	137-18a	751 331	133-19	751 962	113-42	752 587	111-80
596 845	137C-19	751 332	114-26	751 977	114-6	752 588	52B-11
596 963	137A-1	751 339	114-27	752 013	110-80	752 588	108-8
596 995	139-4	751 363	46-19	752 122	121-44	752 589	111-81
597 082	137C-13	751 367	46-13	752 122	121A-55	752 590	108-27
597 158	137A-1	751 393	104-47	752 122	121B-54	752 599	121-31
597 257	135B-6	751 445	51-28	752 122	121C-55	752 599	121A-37
597 511	137C-65	751 489	47-17	752 350	35-18	752 599	121C-64
597 519	137C-9	751 494	47-14	752 355	121-39	752 602	76-1b
651 001	41-3	751 494	47-16	752 355	121A-59	752 606	113A-30
651 001	43A-1	751 503	47-14	752 355	121B-38	752 607	113A-31
653 076	127C-45	751 503	47-16	752 355	121C-59	752 608	113A-26d
653 132	65A-4	751 658	104-46	752 358	108-5	752 617	80-75a
653 133	65A-3	751 759	108-53	752 359	108-6	752 617	91-18
653 134	65A-1	751 811	121-65	752 360	109-9	752 617	92-19
653 135	65A-1	751 811	121A-65	752 365	108-14	752 620	88-15
653 142	102-2	751 811	121B-63	752 504	121-64	752 621	88-16
653 142	102-4	751 811	121C-73	752 504	121A-64	752 622	121B-31
653 235	65-1	751 812	121-66	752 504	121B-62	752 713	42-36
653 236	65-1	751 812	121A-66	752 504	121C-72	752 713	46-31
653 237	65-3	751 812	121B-64	752 505	121-48	752 717	33-3A
653 238	65-3	751 812	121C-74	752 505	121A-67	752 722	46-32
653 241	66B-1	751 813	121-49	752 505	121B-48	752 735	51-15
653 242	66B-1	751 813	121A-68	752 505	121C-69	752 735	51-21
653 243	66B-2	751 813	121B-49	752 508	108-39	752 765	46-14a
653 244	66B-2	751 813	121C-70	752 519	110-6	752 803	82-34
653 245	66B-6	751 814	121-50	752 520	110-17	752 830	47-22
653 246	66B-6	751 814	121A-69	752 520	111-88	752 907	46-39
653 321	65A-1	751 814	121B-50	752 521	110-71	752 965	44-16
653 322	65A-1	751 814	121C-71	752 521	111-85	752 965	44A-29

PIPER PARTS CATALOG

Part Number	Figure and Index No.	Part Number	Figure and Index No.	Part Number	Figure and Index No.	Part Number	Figure and Index No.
753 049	113-35	753 483	110-31	754 644	125C-5	755 016	91-8
753 079	121-24	753 484	109-22	754 654	75A-14	755 016	92-8
753 079	121A-23	753 484	110-35	754 655	75A-15	755 017	91-9
753 079	121B-26	753 484	111-43	754 656	75A-16	755 018	91-10
753 079	121C-38	753 485	110-42	754 659	112-29d	755 021	132-11
753 082	121-25	753 486	110-70	754 659	112A-33d	755 022	113-37
753 082	121A-24	753 486	111-82	754 661	66B-4	755 022	113A-22
753 082	121B-27	753 489	110A-12	754 761	121-26	755 023	113-34
753 082	121C-24	753 490	110-59	754 761	121A-28	755 024	108-22
753 084	121-25	753 490	111-84	754 761	121B-23	755 025	92-7
753 084	121C-24	753 491	110A-29	754 761	121C-28	755 026	92-8
753 089	121A-25	753 743	121-43	754 762	121-27	755 029	82-12
753 089	121B-28	753 790	110A-10	754 762	121A-27	755 030	82-37
753 089	121C-25	753 800	114-14	754 762	121B-22	755 031	82-5
753 090	65-1a	753 803	112-22	754 762	121C-27	755 032	136-17
753 091	66A-15	753 803	112A-26	754 762	121C-80	755 036	73-12
753 092	121A-26	753 850	41-21	754 771	113-27	755 036	73-18
753 092	121C-26	753 850	44A-31	754 779	113-36	755 036	73A-12
753 096	65-1a	753 900	113-14	754 779	113A-21	755 036	73A-18
753 098	65-1a	753 900	113A-26b	754 780	88-2	755 038	73-13
753 110	51-25	753 904	113-41	754 781	77-1	755 038	73A-13
753 121	113-19	753 906	114-9	754 783	88-13	755 039	127-25b
753 215	51-11	753 941	121-47	754 785	66-2	755 039	127A-27
753 216	108-36	753 941	121A-57	754 785	127-20	755 039	127B-32a
753 217	109-15	753 941	121B-65	754 786	114A-15	755 040	91-11
753 218	109-21	753 941	121C-57	754 787	114A-16	755 041	91-12
753 218	110A-31	753 944	121-30	754 792	113-4a	755 041	92-7
753 391	114-15	753 944	121A-21	754 795	114A-15	755 054	111A-11
753 391	114-33	753 944	121B-30	754 796	65-1b	755 055	109-6
753 391	114A-3	753 944	121B-56	754 797	66A-15a	755 056	109-14
753 392	114-16	753 944	121C-61	754 800	110-68	755 057	111-94
753 392	114-34	753 945	121-29	754 801	110-61	755 069	132-23
753 392	114A-4	753 945	121A-22	754 810	110-47	755 075	132-6a
753 407	44A-12	753 945	121B-29	754 812	115-7	755 076	132-6b
753 407	44A-24	753 945	121C-62	754 818	112-21	755 077	132-32
753 433	121-40	753 947	121-36	754 818	112A-25	755 080	132-30
753 433	121B-39	753 947	121A-35	754 820	113-12	755 081	73-12
753 437	121-41	753 947	121B-42b	754 831	68-26	755 081	73-18
753 437	121A-42	753 947	121C-34	754 831	68A-27	755 081	73A-12
753 437	121B-35	753 960	51-2	754 831	68B-26	755 081	73A-18
753 437	121C-42	753 965	108-32	754 831	116-52	755 086	113A-29
753 444	108-34	753 966	108-38	754 831	116B-10	755 087	113A-33
753 445	108-49	753 974	121-45	754 839	113-20	755 096	132-6f
753 445	111-36	753 999	110-51	754 839	113A-11	755 099	63B-16
753 446	109-2	754 547	121-46	754 851	111-62	755 101	121A-58
753 448	47-5	754 547	121B-36	754 852	111-68	755 101	121C-58
753 455	111-36	754 550	108-11	754 853	111-54	755 104	75A-30
753 468	41-29	754 550	108-30e	754 854	108-38	755 105	117C-28
753 469	41-31	754 551	108-40	754 857	44A-28	755 105	117C-29a
753 469	41-34	754 558	124-3	754 866	113A-26	755 127	116A-63
753 470	41-33	754 559	124-4	754 867	113A-28	755 244	113-1
753 471	45-25	754 560	124-5	754 868	44B-13	755 247	82-3
753 476	67A-3	754 603	124-6	754 873	83-4	755 250	44-19
753 476	130A-56	754 604	77-2	754 873	83A-4	755 252	114-29
753 477	132-17	754 605	77-3	754 875	113A-38	755 253	114-28
753 478	132-5	754 606	77-4	754 876	125C-16	755 253	114A-5
753 479	110-16	754 608	44-8	754 878	75A-17	755 261	113-1
753 480	110-20	754 609	44-9	754 879	75A-38	755 276	109-12
753 481	110-22	754 626	43A-14	754 882	112-29	755 277	109-13
753 482	110-25	754 635	128-41	754 882	112A-33	755 283	113-1

PIPER PARTS CATALOG

Part Number	Figure and Index No.	Part Number	Figure and Index No.	Part Number	Figure and Index No.	Part Number	Figure and Index No.
755 284	113-4	755 941	110A-34	756 119	51-27	756 550	111-10
755 285	44A-27	755 941	111-38	756 149	44A-30	756 551	111-22
755 286	113A-1	755 941	111-41	756 164	108-55	756 552	111-31
755 287	113A-3	755 941	111A-32	756 183	113-9	756 553	111-39
755 288	114A-6	755 952	51-3	756 183	113A-27	756 554	111-53
755 293	114A-6	755 953	51-4	756 184	114-10	756 555	111A-1
755 294	114A-5	755 955	51-18	756 184	114-31	756 560	112-103
755 297	65-1e	755 957	108-35	756 184	114A-9	756 560	112A-88
755 297	65A-7	755 958	108-42	756 187	113-40	756 561	112-85
755 297	66A-2	755 959	108-43	756 259	51-9	756 561	112A-69
755 297	66A-15d	755 960	108-44	756 263	108-7	756 563	43B-10
755 297	67A-2	755 960	108-62	756 265	108-50	756 565	112-103
755 307	113A-1	755 961	108-50	756 266	109-3	756 566	121-37
755 308	113A-3	755 962	109-28	756 266	110-36	756 566	121A-41
755 323	133-6a	755 962	111-40	756 267	109-7	756 566	121B-47
755 334	113A-1	755 964	47-21	756 269	109-25	756 570	121B-42
755 335	133-6a	755 980	110-5	756 270	109-26	756 570	121C-35
755 401	113-25	755 980	111-48	756 270	110A-30	756 571	76-1a
755 401	113A-15	755 980	111-89	756 271	109-27	756 576	112-3a
755 449	136-18	755 981	110-9	756 302	121-22	756 576	112A-3a
755 451	44-13	755 982	110-19	756 302	121A-39	756 577	115-6
755 467	113-24	755 983	110-26	756 302	121B-24	756 579	44B-12
755 467	115-1	755 984	110-33	756 302	121B-28	756 581	121A-44
755 476	44A-6	755 985	110-34	756 302	121C-39	756 581	121C-44
755 476	44A-18	755 986	110-41	756 302	121C-79	756 582	125C-11
755 483	113-24	755 988	110A-20	756 304	121A-40	756 583	43B-26
755 483	113A-14	756 020	108-15	756 304	121C-40	756 591	121B-34
755 483	115-1	756 021	108-16	756 323	110A-22	756 591	121C-77
755 484	44B-6	756 022	108-17	756 327	121-23	756 629	43B-16
755 485	44B-7	756 022	108-29	756 327	121B-25	756 610	110A-25
755 486	44B-11	756 029	112-11	756 340	113-2	756 628	43-7
755 487	43B-8	756 030	112-78	756 343	121-21	756 629	43-9
755 487	43B-24	756 030	112A-15	756 343	121A-20	756 629	43B-32
755 492	73-1a	756 031	43-2	756 343	121B-20	756 629	44-4
755 492	73A-1a	756 038	121-33	756 343	121C-23	756 630	43-10
755 498	75A-48	756 054	44-7	756 393	44-20	756 631	43-12
755 603	47-19	756 054	44-12	756 394	121-21	756 653	47-8
755 608	43B-16	756 072	132-8	756 394	121C-23	756 654	47-10
755 608	43B-32	756 074	108-28	756 395	121-18	756 655	82-18
755 621	125C-3	756 075	108-30	756 396	121-19	756 656	82-38
755 622	75A-11	756 076	108-27	756 397	121-23	756 656	133-21
755 623	75A-18	756 077	88-3	756 505	121-35	756 657	82-4
755 624	75A-44	756 078	88-4	756 505	121A-34	757 125	Misc
755 624	75A-54	756 079	82-15	756 505	121B-42a	757 213	121-28
755 625	75A-46	756 080	82-19	756 505	121C-33	757 213	121-63
755 626	75A-51	756 081	82-22	756 507	121-34	757 213	121A-43
755 631	121B-45	756 082	82-27	756 507	121A-33	757 213	121A-61
755 634	108-30d	756 083	82-28	756 507	121B-42	757 213	121B-33
755 864	113-13	756 084	82-32	756 507	121C-37	757 213	121C-43
755 864	113A-26a	756 085	83-3	756 508	51-14	757 219	51-10
755 865	113-16	756 085	83A-3	756 511	110-12	757 220	114-4
755 866	114-8	756 086	133-10	756 524	121-37	757 223	108-9
755 902	108-41	756 087	82-9	756 524	121B-47	757 223	108-25
755 908	51-24	756 088	82-35	756 524	121C-41	757 223	109-19
755 940	110-62	756 089	82-39	756 540	47-2	757 224	108-10
755 940	110-69	756 089	133-23	756 541	47-3	757 225	108-33
755 940	111-76	756 090	82-8	756 542	112-85	757 226	108-37
755 941	108-45	756 098	104-15	756 548	73-84	757 227	108-46
755 941	109-17	756 099	104-8	756 548	73A-84	757 228	108-47
755 941	110-63	756 119	51-13	756 549	111-2	757 229	108-48

PIPER PARTS CATALOG

Part Number	Figure and Index No.	Part Number	Figure and Index No.	Part Number	Figure and Index No.	Part Number	Figure and Index No.
757 229	108-65	757 291	111A-13	757 602	113-22	757 912	83-5
757 229	110A-4	757 291	111A-15	757 603	113-43	757 950	121-29
757 229	111A-3	757 319	108-3	757 603	113A-35	757 991	108-19
757 230	109-4	757 320	108-8	757 604	113-23	757 992	82-16
757 231	109-5	757 327	110-83	757 604	113A-13	757 993	82-29
757 232	109-8	757 328	110-39	757 610	133-5	757 994	82-33
757 233	109-18	757 334	113-28	757 611	133-17	757 995	77-5
757 234	109-20	757 337	44-5	757 617	43-5	757 996	77-6
757 236	109-24	757 338	44-10	757 619	112-25	757 997	77-7
757 237	109-16	757 339	44-14	757 619	112A-29	757 998	133-6
757 238	51-31	757 383	44-6	757 620	112-26	757 999	82-10
757 256	88-10	757 383	44-11	757 620	112A-30	758 006	136-14
757 257	88-11	757 432	112-52	757 621	112-27	758 011	77-8
757 262	110-3	757 432	112A-70	757 621	112A-31	758 013	114-38
757 263	110-7	757 433	108-20	757 626	133-13	758 013	114A-20
757 263	111-27	757 434	43B-11	757 649	83-6	758 025	126-1b
757 263	111A-29	757 434	43B-27	757 649	83A-6	758 041	113-2
757 265	110-13	757 434	47-7	757 705	44-21	758 042	114-25
757 265	110-60	757 435	88-7	757 741	44A-5	758 043	115-3
757 265	111-30	757 438	82-13	757 741	44A-17	758 044	115-4
757 265	111-46	757 439	82-24	757 754	136-90	758 045	115-8
757 265	111-78	757 457	105-2	757 754	137C-68	758 046	115-9
757 266	108-47	757 457	110-1	757 759	88-6	758 058	68-25
757 266	110-24	757 494	109-23	757 760	88-8	758 058	68A-26
757 266	111-55	757 495	111A-5	757 761	47-4	758 058	68B-25
757 267	110-28	757 496	109-5	757 763	82-17	758 081	144-1
757 268	110-30	757 497	109-4	757 764	82-25	758 092	135A-3
757 268	110A-15	757 498	111-28	757 765	82-26	758 148	114-1
757 268	111-18	757 499	108-3	757 766	82-30	758 152	128-10
757 269	110-37	757 500	108-33	757 767	82-36	758 158	43-8
757 269	110A-6	757 500	108-58	757 769	133-3	758 159	44-3
757 269	111A-7	757 502	110-10	757 787	133-8	758 160	112-23
757 270	110-40	757 503	110-18	757 791	73-11	758 160	112A-27
757 270	111-21	757 504	110-21	757 791	73-17	758 161	112-24
757 270	111A-31	757 505	110-23	757 791	73A-11	758 161	112A-28
757 275	110-67	757 506	110-27	757 791	73A-17	758 162	112-29
757 275	111-75	757 507	110-32	757 801	110-54	758 162	112A-33
757 276	44-18	757 509	110-38	757 802	110A-32	758 166	109-29
757 276	110A-8	757 510	110A-21	757 803	110-77	758 170	133-12
757 276	111-79	757 512	110-45	757 804	110-2	758 175	133-11
757 276	111A-28	757 513	110-48	757 806	114-5	758 237	124-5
757 276	111A-37	757 514	110-49	757 833	74-27	758 238	124-6
757 277	110A-9	757 515	110A-1	757 833	74-39a	758 239	124-3
757 277	111-9	757 516	110A-2	757 862	126-39	758 240	124-3
757 277	111-16	757 517	110-52	757 864	108-2	758 241	124-4
757 277	111-57	757 518	110-56	757 879	51-32	758 266	135-6
757 277	111A-33	757 519	110A-5	757 884	113-15	758 267	135-7
757 279	110A-16	757 524	110-43	757 888	115-5	758 268	113-31
757 279	111A-30	757 524	110A-18	757 889	112-51	758 269	88-5
757 283	110-73	757 526	110-65	757 889	112A-72	758 270	82-11
757 283	111-83	757 527	110A-24	757 890	121-32	758 271	82-14
757 284	110-74	757 528	110-79	757 894	43-3	758 272	128-8
757 284	111-77	757 529	110A-26	757 895	43-4	758 273	133-9
757 285	110-29	757 530	110A-27	757 895	43A-9	758 274	133-16
757 286	110-44	757 532	110-82	757 896	43-11	758 276	82-23
757 287	110A-14	757 533	110-14	757 896	43A-11	758 276	133-24
757 288	110A-3	757 537	110A-33	757 896	43-13	758 277	82-2
757 289	110-55	757 560	124-2	757 896	43A-13	758 278	82-6
757 290	110-64	757 571	128-11	757 897	112-28	758 279	82-7
757 291	110-78	757 594	110-50	757 897	112A-32	758 281	135-2

PIPER PARTS CATALOG

Part Number	Figure and Index No.	Part Number	Figure and Index No.	Part Number	Figure and Index No.	Part Number	Figure and Index No.
758 298	133-4	758 564	75A-2	761 297	65-3b	762 285	108-29a
758 300	113-11	758 565	75A-31	761 297	65A-7	762 285	109-25
758 300	113A-10	758 566	75A-34	761 297	66A-2	762 286	111-3
758 302	114-39	758 567	82-2	761 297	66A-15d	762 286	111-11
758 309	113-5	758 568	133-4	761 297	66B-3	762 287	111-23
758 309	113A-4	758 569	130-43a	761 297	66B-7	762 288	111-32
758 320	113-10	758 569	130A-20a	761 297	67A-2	762 289	111-69
758 320	113A-9	758 578	65-3a	761 603	73-9	762 290	111A-27
758 321	115-2	758 578	65A-1a	761 603	73A-9	762 291	109-27
758 343	115-2	758 578	65A-3a	761 604	73-10	762 292	109-26
758 344	75-2	758 578	65A-6	761 604	73A-10	762 293	111-20
758 347	124-6	758 590	31-31b	761 608	114-32	762 294	111A-8
758 364	135-2	758 604	57-4a	761 608	114A-2	762 295	111A-9
758 377	108-34	758 604	57A-17	761 612	73-9	762 296	111-26
758 377	108-59	758 610	82-38	761 612	73-15	762 297	111A-6
758 378	111-66	758 610	133-22	761 612	73A-9	762 298	111-4
758 379	111-6	758 619	112-29h	761 612	73A-15	762 299	111-12
758 380	111-14	758 619	112A-33h	761 613	73-10	762 300	111-24
758 381	111-29	758 680	125C-14	761 613	73-16	762 301	111-33
758 382	111-35	760 367	101-27	761 613	73A-10	762 302	109-3
758 383	111-45	760 400	Misc.	761 613	73A-16	762 302	111-44
758 384	111-52	760 630	Misc.	761 650	112-22	762 303	111-50
758 385	109-29	760 631	Misc.	761 656	111A-19	762 304	111-59
758 386	109-2	760 632	Misc.	761 686	112-52a	762 305	111A-4
758 387	111-5	760 633	Misc.	761 686	112A-71	762 306	111A-17
758 387	111-13	760 715	43-14	761 704	114A-2	762 307	111A-21
758 388	111-49	760 798	Misc.	761 715	112-22	762 308	108-50a
758 389	111-60	760 925	Misc.	761 715	112A-26	762 309	109-11
758 390	111-91	761 013	Misc.	761 752	63B-15	762 310	111A-2
758 398	73-4	761 115	52B-16	761 754	125C-15	762 311	111-25
758 398	73A-4	761 115	108-14	761 755	125C-60	762 312	111-34
758 398	133-2	761 115	108-30a	761 771	75A-49	762 313	108-7
758 409	43B-9	761 144	Misc.	761 910	124-1	762 314	109-13a
758 409	43B-25	761 162	132-3	761 939	135-1	762 315	111A-35
758 410	43B-3	761 163	140-4	761 941	136-16	762 316	109-7
758 410	43B-5	761 183	132-12	761 946	113-35	762 316	111-42
758 410	43B-19	761 184	132-10	761 946	113A-20	762 317	111-37
758 410	43B-21	761 186	68-9	761 948	Misc.	762 320	132-13
758 411	44A-10	761 187	132-2	761 967	135-1	762 325	43A-8
758 411	44A-22	761 204	109-10	761 977	41-4	762 326	43A-15
758 418	128-33	761 205	109-9	761 983	111A-22	762 327	44A-9
758 432	133-14	761 207	132-9	761 992	114A-17	762 327	44A-21
758 434	133-15	761 208	132-6c	761 993	114A-18	762 333	51-26
758 435	133-15	761 208	132-12	761 998	41-4	762 334	114A-12
758 436	133-15	761 212	44A-11	762 003	132-2	762 354	101-21b
758 440	108-21	761 212	44A-23	762 004	133-18	762 355	65-1e
758 451	101-21a	761 214	132-19	762 017	114A-16	762 355	66A-2
758 452	135B-2	761 215	132-22	762 018	114A-17	762 355	66A-15d
758 453	135B-5	761 216	132-24	762 019	113A-34	762 355	67A-2
758 472	55A-12	761 225	65-1e	762 025	128-44	762 356	73-11
758 498	44B-15	761 225	66A-2	762 030	135A-1	762 356	73-17
758 499	43B-16	761 225	66A-15d	762 036	41-4	762 356	73A-11
758 499	43B-32	761 225	67A-1	762 045	75A-41	762 356	73A-17
758 527	52B-6	761 226	132-29	762 046	75A-56	762 357	135B-3
758 528	135A-2	761 238	128-7a	762 047	75A-57	762 372	47-18
758 535	75A-4	761 251	132-30a	762 048	75A-58	762 373	127C-41
758 537	82-2	761 252	132-30a	762 215	113-21	762 374	127C-42
758 556	133-14	761 253	132-3	762 215	113A-12	762 375	133-5
758 558	121A-60	761 255v	132-6e	762 285	52B-18	762 396	44B-5
758 558	121C-60	761 297	65-1e	762 285	108-17	762 397	43B-12

PIPER PARTS CATALOG

Part Number	Figure and Index No.	Part Number	Figure and Index No.	Part Number	Figure and Index No.	Part Number	Figure and Index No.
762 397	43B-28	762 550	108-63	763 235	43A-3	763 411	111-95
762 398	43B-7	762 551	108-46	763 236	44A-2	763 423	44A-4
762 398	43B-23	762 551	108-64	763 237	44A-14	763 423	44A-16
762 399	43B-13	762 552	109-20	763 238	44A-3	763 424	44A-7
762 399	43B-29	762 553	111-67	763 239	44A-15	763 424	44A-19
762 425	52B-5	762 554	52B-14	763 240	121-32	763 425	44A-8
762 426v	132-6d	762 554	108-12	763 241	121-32	763 425	44A-20
762 432	63B-14	762 554	108-21	763 242	121-45	763 426	44A-26
762 433	63B-17	762 555	111-92	763 242	121A-56	763 441	51-10
762 444	125C-7	762 556	108-24	763 242	121B-55	763 447	83A-21
762 446	125C-9	762 557	108-28	763 242	121C-56	763 457	76-1b
762 453	113-38a	762 566	127-13	763 250	113A-2	763 477	128-43
762 454	113-38b	762 571	114A-11	763 251	114A-1	763 478	44B-8
762 455	114-11	762 572	114A-14	763 253	51-2	763 479	44B-10
762 463	113A-13	762 573	51-3	763 274	121B-43	763 480	44B-14
762 474	75A-3	762 577	121-33	763 274	121C-36	763 481	44B-4
762 475	75A-5	762 577	121A-32	763 284	83A-5	763 495	113A-16
762 476	75A-8	762 582	121B-41	763 287	47-9	763 505	66A-21
762 477	75A-10	762 582	121C-32	763 287	47-11	763 505	66B-5
762 478	75A-12	762 583	31-33a	763 295	68-25	763 509	125C-4
762 479	75A-22	762 607	113A-32	763 295	68A-26	763 510	52B-9
762 480	75A-24	762 608	114A-11	763 295	68B-25	763 514	104-1a
762 481	75A-27	762 610	43B-14	763 296	83B-1	763 519	75A-25
762 482	75A-33	762 610	43B-30	763 298	114A-1	763 523	44-6
762 483	75A-36	762 614	43A-2	763 299	113A-2	763 523	44-11
762 484	75A-39	762 615	52B-4	763 300	113A-26c	763 525	125C-12
762 485	75A-40	762 621	52B-12	763 302	126-1b	763 543	108-20
762 486	75A-42	762 622	52B-13	763 309	51-2	763 703	43A-7
762 487	133-3	762 631	44-7	763 313	126-1b	763 704	43A-12
762 501	104-7	762 631	44-12	763 314	128-42	763 705	43A-10
762 502	104-7	762 633	121B-41	763 315	44B-2	763 709	114A-10
762 510	66A-2b	762 634	121B-41	763 316	44B-3	763 714	114A-8
762 510	66B-5a	762 637	108-25	763 317	43B-15	763 715	47-13
762 510	67A-3a	763 001	144-13	763 317	43B-31	763 717	47-15
762 511	83-3	763 004	135A-4	763 342	133-6	763 724	47-15
762 511	83A-3	763 009	105-6	763 357	73-99	763 725	47-13
762 516	80-77a	763 011	114A-7	763 357	73A-96	763 729	43B-2
762 516	87-45	763 013	121A-30	763 361	125C-10	763 730	43B-4
762 517	144-7	763 013	121C-30	763 362	125C-8	763 731	44B-15
762 518	144-8	763 019	135B-4	763 363	125C-6	763 761	43B-18
762 535	108-35	763 028	121A-29	763 364	125C-2	763 762	43B-20
762 536	111-8	763 028	121C-29	763 382	75A-7	763 769	75A-6
762 536	111-15	763 042	75A-28	763 383	75A-21	763 770	75A-9
762 536	111-56	763 043	75A-53	763 384	75A-29	763 771	75A-13
762 537	111-17	763 058	116A-63	763 385	75A-32	763 772	75A-19
762 538	111A-34	763 204	111-47	763 386	75A-35	763 773	75A-23
762 539	108-43	763 205	111A-12	763 389	80-77	763 774	75A-26
762 540	109-30	763 206	111A-14	763 389	87-44	763 775	75A-37
762 541	52B-17	763 207	111A-10	763 390	121A-1a	763 776	75A-43
762 541	108-15	763 208	52B-10	763 390	121C-2	763 777	75A-45
762 542	109-31	763 208	108-4	763 401	111-64	763 777	75A-55
762 543	111A-16	763 209	108-32	763 402	111-51	763 778	75A-47
762 544	111A-20	763 209	108-57	763 403	111A-18	763 779	75A-52
762 545	111-65	763 210	111-63	763 404	108-37	763 785	112-29e
762 546	111-61	763 211	52B-8	763 405	109-8	763 785	112A-33e
762 547	111-90	763 211	108-2	763 406	111-19	763 787	43A-10
762 548	108-9	763 212	111-93	763 407	111-58	763 855	133-14
762 548	108-25	763 213	108-19	763 408	111-7	763 913	Misc
762 549	108-10	763 214	108-22	763 409	111A-36	763 915	31-33a
762 550	108-45	763 234	121-32	763 410	108-20	763 973	43B-6

PIPER PARTS CATALOG

Part Number	Figure and Index No.	Part Number	Figure and Index No.	Part Number	Figure and Index No.	Part Number	Figure and Index No.
763 973	43B-22	764 684	68A-71a	764 984	114A-13		
764 032	137A-7	764 684	68B-67a	765 009	121B-44		
764 032	137B-41	764 685	68A-71a	914 046	Misc.		
764 039	Misc.	765 685	68B-67a	914 047	Misc.		
764 049	31-32	764 686	68A-71a	923 120	Misc.		
764 058	Misc.	764 686	68B-67a	924 289	113-46		
764 082	Misc.	764 687	68A-71a	924 289	113A-37		
764 083	Misc.	764 687	68B-67a				
764 142	75A-63	764 688	68A-71a				
764 143	75A-64	764 688	68B-67a				
764 144	75A-65	764 689	68A-71a				
764 145	75A-20	764 689	68B-67a				
764 146	75A-59	764 690	68A-71a				
764 147	75A-60	764 690	68B-67a				
764 333	68-21	764 691	68A-71a				
764 334	68-20	764 691	68B-67a				
764 354	89-44	764 692	68A-71a				
764 354	89A-34	764 692	68B-67a				
764 382	117C-27	764 693	68A-71a				
764 503	75A-61	764 693	68B-67a				
764 504	75A-62	764 694	68A-71a				
764 505	112-29a	764 694	68B-67a				
764 505	112A-33	764 695	68A-71a				
764 650	77-1a	764 695	68B-67a				
764 653	112-29c	764 716	108-22				
764 653	121A-33	764 802	122-44				
764 654	65-1a	764 803	75-1				
764 654	65A-5	764 803	75A-1				
764 655	65-1a	764 804	88-14				
764 655	65A-5	764 805	31-31c				
764 656	66A-15	764 806	31-31d				
764 656	66B-8	764 807	134-8a				
764 663	75A-50	764 814	65-1e				
764 671	68A-71a	764 814	65-3b				
764 671	68B-67a	764 814	65A-7				
764 672	68A-71a	764 814	66A-2				
764 672	68B-67a	764 814	66A-15d				
764 673	68A-71a	764 814	66B-3				
764 673	68B-67a	764 814	66B-7				
764 674	68A-71a	764 814	67A-2				
764 674	68B-67a	764 820	121B-45				
764 675	68A-71a	764 822	83A-23				
764 675	68B-67a	764 825	65-1c				
764 676	68A-67a	764 825	65A-5a				
764 676	68A-71a	764 825	66A-15b				
764 676	68B-67a	764 825	66B-9				
764 677	68A-71a	764 826	65-1d				
764 677	66B-67a	764 826	65A-5b				
764 677	68B-67a	764 827	65-1d				
764 678	68A-71a	764 828	65-1d				
764 678	68B-67a	764 829	66A-15c				
764 679	68A-71a	764 835	75-1				
764 679	68B-67a	764 842	108-29a				
764 680	68A-71a	764 843	108-30c				
764 680	68B-67a	764 853	55B-11a				
764 681	68A-71a	764 908	Misc.				
764 682	68A-71a	764 932	Misc.				
764 682	68B-67a	764 963	Misc.				
764 683	68A-71a	764 966	Misc.				
764 683	68B-67a	764 970	Misc.				

THIS PAGE INTENTIONALLY LEFT BLANK

PIPER PARTS CATALOG

**PAGES 5D4 THRU 5L24
INTENTIONALLY LEFT BLANK**